Goodman Logistics Center Fullerton

ENERGY ANALYSIS

CITY OF FULLERTON

PREPARED BY:

Haseeb Qureshi
hqureshi@urbanxroads.com
(949) 336-5987

Alyssa Tamase
atamase@urbanxroads.com
(949) 336-5988

JULY 28, 2020

TABLE OF CONTENTS

TABLE OF CONTENTS ..... **I**
APPENDICES ..... **II**
LIST OF EXHIBITS ..... **II**
LIST OF TABLES ..... **II**
LIST OF ABBREVIATED TERMS ..... **III**
EXECUTIVE SUMMARY **1**
ES.1 Summary of Findings 1
ES.2 Project Requirements 1
1 INTRODUCTION **3**
1.1 Site Location 3
1.2 Project Description 3
2 EXISTING CONDITIONS **9**
2.1 Overview 9
2.2 Electricity 11
2.3 Natural Gas 12
2.4 Transportation Energy Resources 16
3 REGULATORY BACKGROUND **18**
3.1 Federal Regulations 18
3.2 California Regulations 18
4 PROJECT ENERGY DEMANDS AND ENERGY EFFICIENCY MEASURES **22**
4.1 Evaluation Criteria 22
4.2 Methodology 22
4.3 Construction Energy Demands 25
4.4 Operational Energy Demands 33
4.5 Summary 37
5 CONCLUSIONS **41**
6 REFERENCES **44**
7 CERTIFICATIONS **47**

APPENDICES

APPENDIX 4.1: CALEEMOD PROJECT ANNUAL CONSTRUCTION EMISSIONS MODEL OUTPUTS
APPENDIX 4.2: CALEEMOD PROJECT ANNUAL OPERATIONAL (PASSENGER CARS) EMISSIONS MODEL OUTPUTS
APPENDIX 4.3: CALEEMOD PROJECT ANNUAL OPERATIONAL (TRUCKS) EMISSIONS MODEL OUTPUTS
APPENDIX 4.4: EMFAC2017

LIST OF EXHIBITS

EXHIBIT 1-A: LOCATION MAP **5**
EXHIBIT 1-B: SITE PLAN **6**
EXHIBIT 1-C: OPTIONAL SITE PLAN **7**

LIST OF TABLES

TABLE ES-1: SUMMARY OF CEQA SIGNIFICANCE FINDINGS **1**
TABLE 2-1: TOTAL ELECTRICITY SYSTEM POWER (CALIFORNIA 2018) **10**
TABLE 2-2: SCE 2018 POWER CONTENT MIX **12**
TABLE 4-1: CONSTRUCTION DURATION **24**
TABLE 4-2: CONSTRUCTION EQUIPMENT ASSUMPTIONS **24**
TABLE 4-3: CONSTRUCTION POWER COST **25**
TABLE 4-4: CONSTRUCTION ELECTRICITY USAGE **25**
TABLE 4-5: CONSTRUCTION EQUIPMENT FUEL CONSUMPTION ESTIMATES **26**
TABLE 4-6: CONSTRUCTION TRIPS AND VMT **27**
TABLE 4-7: CONSTRUCTION WORKER FUEL CONSUMPTION ESTIMATES (LDA) **28**
TABLE 4-8: CONSTRUCTION WORKER FUEL CONSUMPTION ESTIMATES (LDT1) **29**
TABLE 4-9: CONSTRUCTION WORKER FUEL CONSUMPTION ESTIMATES (LDT2) **30**
TABLE 4-10: CONSTRUCTION VENDOR FUEL CONSUMPTION ESTIMATES (MHDT) **31**
TABLE 4-11: CONSTRUCTION VENDOR FUEL CONSUMPTION ESTIMATES (HHDT) **31**
TABLE 4-12: CONSTRUCTION HAULING FUEL CONSUMPTION ESTIMATES (HHDT) **31**
TABLE 4-13: PROJECT-GENERATED LDA VEHICLE TRAFFIC ANNUAL FUEL CONSUMPTION **33**
TABLE 4-14: PROJECT-GENERATED LDT1 VEHICLE TRAFFIC ANNUAL FUEL CONSUMPTION **33**
TABLE 4-15: PROJECT-GENERATED LDT2 VEHICLE TRAFFIC ANNUAL FUEL CONSUMPTION **34**
TABLE 4-16: PROJECT-GENERATED MDV VEHICLE TRAFFIC ANNUAL FUEL CONSUMPTION **34**
TABLE 4-17: PROJECT-GENERATED LHDT1 TRAFFIC ANNUAL FUEL CONSUMPTION **34**
TABLE 4-18: PROJECT-GENERATED MHDT TRAFFIC ANNUAL FUEL CONSUMPTION **35**
TABLE 4-19: PROJECT-GENERATED HHDT TRAFFIC ANNUAL FUEL CONSUMPTION **35**
TABLE 4-20: TOTAL PROJECT-GENERATED TRAFFIC ANNUAL FUEL CONSUMPTION (ALL VEHICLES) **35**
TABLE 4-21: PROJECT ANNUAL OPERATIONAL ENERGY DEMAND SUMMARY **36**

LIST OF ABBREVIATED TERMS

%	Percent
(1)	Reference
AQIA	*Goodman Logistics Center – Fullerton Air Quality Impact Analysis*
BACM	Best Available Control Measures
BNSF	Burlington National Santa Fe
BTU	British Thermal Units
CalEEMod	California Emissions Estimator Model
CAPCOA	California Air Pollution Control Officers Association
CARB	California Air Resources Board
CCR	California Code of Regulations
CEC	California Energy Commission
CEQA	California Environmental Quality Act
City	City of Fullerton
CPEP	Clean Power and Electrification Pathway
CPUC	California Public Utilities Commission
DMV	Department of Motor Vehicles
EIA	Energy Information Administration
EPA	Environmental Protection Agency
EMFAC	EMissions FACtor
FERC	Federal Energy Regulatory Commission
GHG	Greenhouse Gas
GWh	Gigawatt Hour
HHDT	Heavy-Heavy Duty Trucks
hp-hr-gal	Horsepower Hours Per Gallon
IEPR	Integrated Energy Policy Report
ISO	Independent Service Operator
ISTEA	Intermodal Surface Transportation Efficiency Act
ITE	Institute of Transportation Engineers
kBTU	Thousand-British Thermal Units
kWh	Kilowatt Hour
LDA	Light Duty Auto
LDT1/LDT2	Light-Duty Trucks
LHDT1	Light-Heavy Duty Trucks
MDV	Medium Duty Trucks
Memo	*Goodman Logistics Center – Fullerton Vehicle Miles Traveled*

	(VMT)
MHDT	Medium-Heavy Duty Trucks
MMcfd	Million Cubic Feet Per Day
mpg	Miles Per Gallon
MPO	Metropolitan Planning Organization
PG&E	Pacific Gas and Electric
Project	Goodman Logistics Center Fullerton
PV	Photovoltaic
SCAB	Southern California Air Basin
SCE	Southern California Edison
SDAB	San Diego Air Basin
SoCalGas	Southern California Gas
sf	Square Feet
SR	State Route
TEA-21	Transportation Equity Act for the 21st Century
U.S.	United States
VMT	Vehicle Miles Traveled

This page intentionally left blank

EXECUTIVE SUMMARY

ES.1 SUMMARY OF FINDINGS

The results of this *Goodman Logistics Center Fullerton Energy Analysis* is summarized below based on the significance criteria in Section 3 of this report consistent with Appendix G of the 2019 California Environmental Quality Act (CEQA) Statute and Guidelines (*CEQA Guidelines*) (1). Table ES-1 shows the findings of significance for potential energy impacts under CEQA.

TABLE ES-1: SUMMARY OF CEQA SIGNIFICANCE FINDINGS

Analysis	Report Section	Significance Findings	
		Unmitigated	Mitigated
Energy Impact #1: Would the Project result in potentially significant environmental impact due to wasteful, inefficient, or unnecessary consumption of energy resources, during project construction or operation?	5.0	*Less Than Significant*	*n/a*
Energy Impact #2: Would the Project conflict with or obstruct a state or local plan for renewable energy or energy efficiency?	5.0	*Less Than Significant*	*n/a*

ES.2 PROJECT REQUIREMENTS

The Project would be required to comply with regulations imposed by the federal and state agencies that regulate energy use and consumption through various means and programs. Those that are directly and indirectly applicable to the Project and that would assist in the reduction of energy usage include:

- Intermodal Surface Transportation Efficiency Act of 1991 (ISTEA)
- The Transportation Equity Act for the 21st Century (TEA-21
- Integrated Energy Policy Report (IEPR)
- State of California Energy Plan
- California Code Title 24, Part 6, Energy Efficiency Standards
- AB 1493 Pavley Regulations and Fuel Efficiency Standards
- California's Renewable Portfolio Standard (RPS)
- Clean Energy and Pollution Reduction Act of 2015 (SB 350)

Consistency with the above regulations are discussed in detail in section 3 of this GHGA.

This page intentionally left blank

1 INTRODUCTION

This report presents the results of the energy analysis prepared by Urban Crossroads, Inc., for the proposed Goodman Logistics Center Fullerton (Project). The purpose of this report is to ensure that energy implication is considered by the City of Fullerton (City), as the lead agency, and to quantify anticipated energy usage associated with construction and operation of the proposed Project, determine if the usage amounts are efficient, typical, or wasteful for the land use type, and to emphasize avoiding or reducing inefficient, wasteful, and unnecessary consumption of energy.

1.1 SITE LOCATION

The 65.4-net-acre[1] Project site is located at the northeast corner of the Orangethorpe Avenue and Acacia Avenue intersection (2001 East Orangethorpe Avenue) and is bounded by Acacia Avenue to the west, Kimberly Avenue and Burlington Northern Santa Fe (BNSF) railroad tracks to the north, State College Boulevard to the east, and East Orangethorpe Avenue to the south. The Project site is currently occupied by a Kimberly-Clark manufacturing facility, which includes 1,210,720 square feet (sf) of existing manufacturing and warehouse buildings. Kimberly-Clark's operations and associated use of the site will terminate by June 2020.

The adjacent off-site property at 2301 East Orangethorpe Avenue that may be acquired by the Project Applicant encompasses approximately 0.7 acres. Regional access to the Project site is provided from State Route (SR)-57 and SR-91 located east and south of the Project site, respectively. The proposed Project and neighboring land uses are consistent with the Industrial land use designation and the growth assumptions for the Southeast Industrial Focus Area anticipated in City of Fullerton General Plan. The Project site and off-site property location are shown on Exhibit 1-A.

1.2 PROJECT DESCRIPTION

The Project involves the demolition of all existing structures on the Project site, and the redevelopment of the Project with four buildings totaling 1,561,522 square feet (sf) as shown on Exhibit 1-B. This includes 1,456,522 sf of warehouse space – expected to be used for fulfillment center and cold storage uses – and approximately 105,000 sf of office space (ground floor and mezzanine). The Project Applicant may pursue the acquisition of an off-site property located north of East Orangethorpe Avenue that abuts the southern boundary of the Project site (2301 East Orangethorpe Avenue) as shown on Exhibit 1-C. In the event this property is acquired, the two existing buildings on that property would also be demolished and a maximum of approximately 1,609,384 sf of high cube warehouse space would be provided on the Project site. The larger Project (Optional Site Plan) is the basis for analysis in this report and assumes 804,692 sf of high cube fulfillment center use and 804,692 sf of high-cube cold storage warehouse use

[1] The Project site encompasses approximately 74.04 gross acres, which includes an easement for City of Fullerton Water Department facilities, areas to be dedicated for access improvements along the site-adjacent roadways, and public roadway right-of-way.

(inclusive of office space). The Project is anticipated to be constructed in one phase by the year 2022.

At the time this analysis was prepared, the future tenants of the proposed Project were unknown. Therefore, analysis is intended to provide a conservative estimate of energy use associated with the expected operational activities at the Project site. To present a conservative approach, this report assumes the Project will operate 24-hours daily for seven days per week.

EXHIBIT 1-A: LOCATION MAP

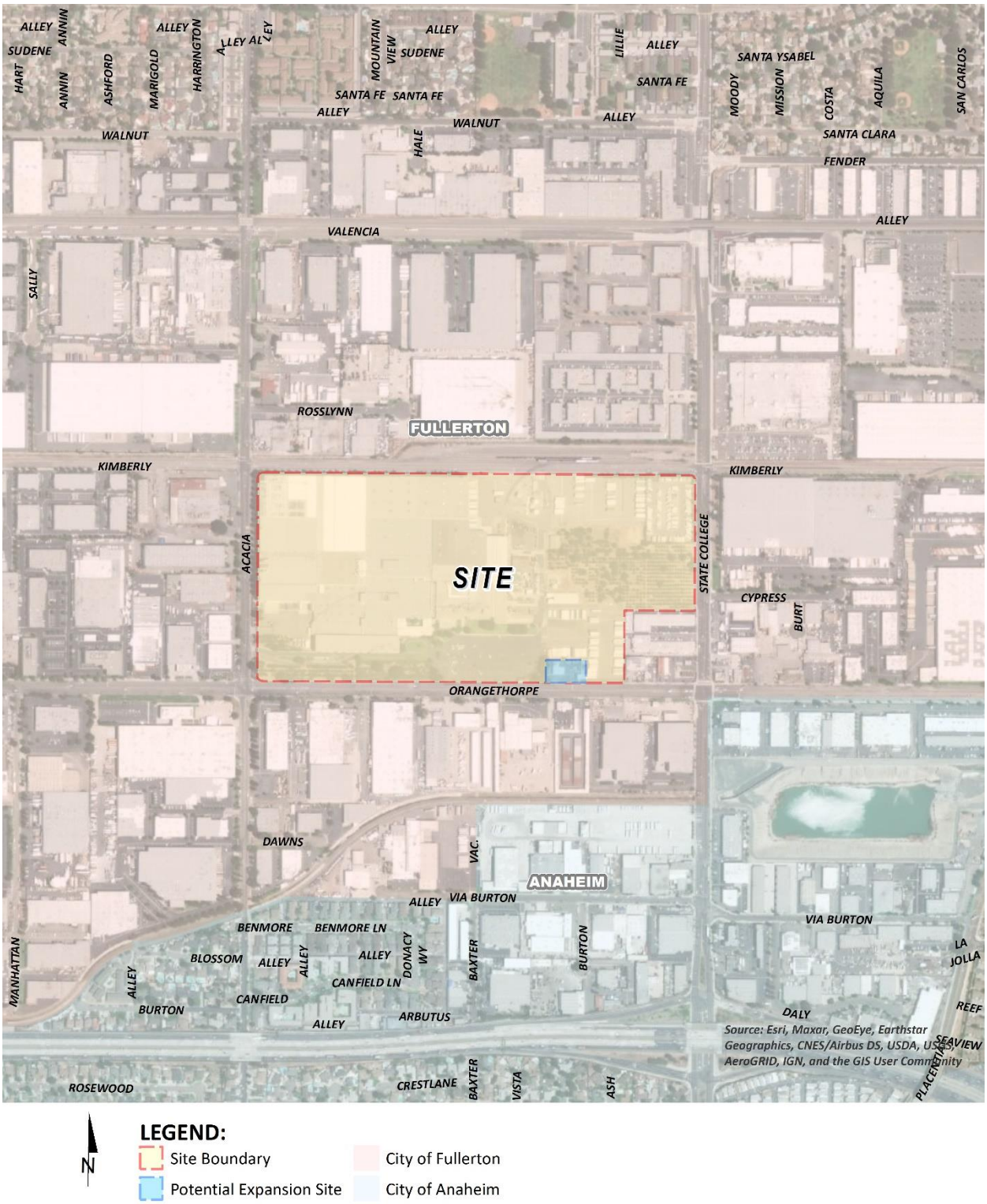

EXHIBIT 1-B: SITE PLAN

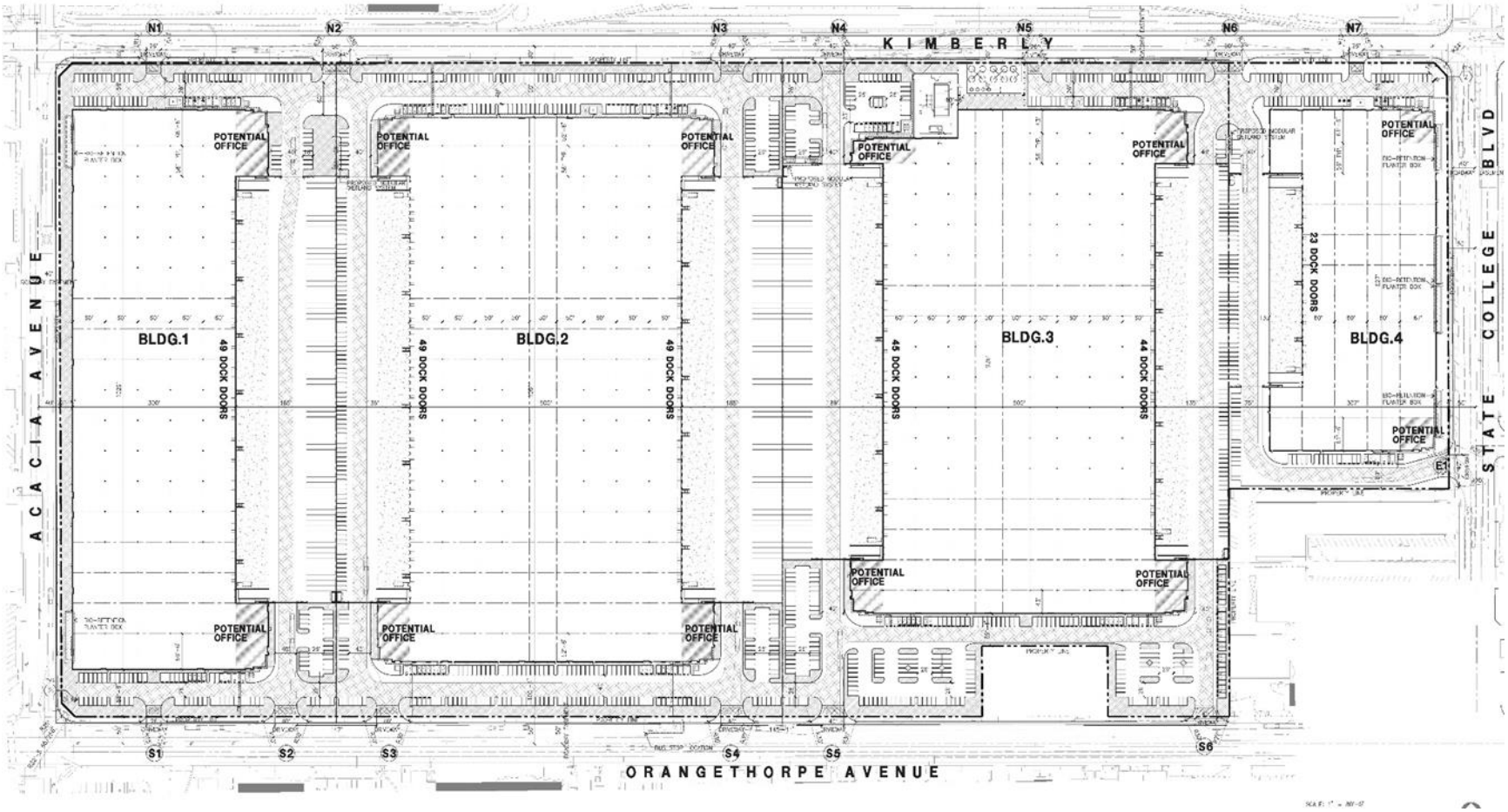

EXHIBIT 1-C: OPTIONAL SITE PLAN

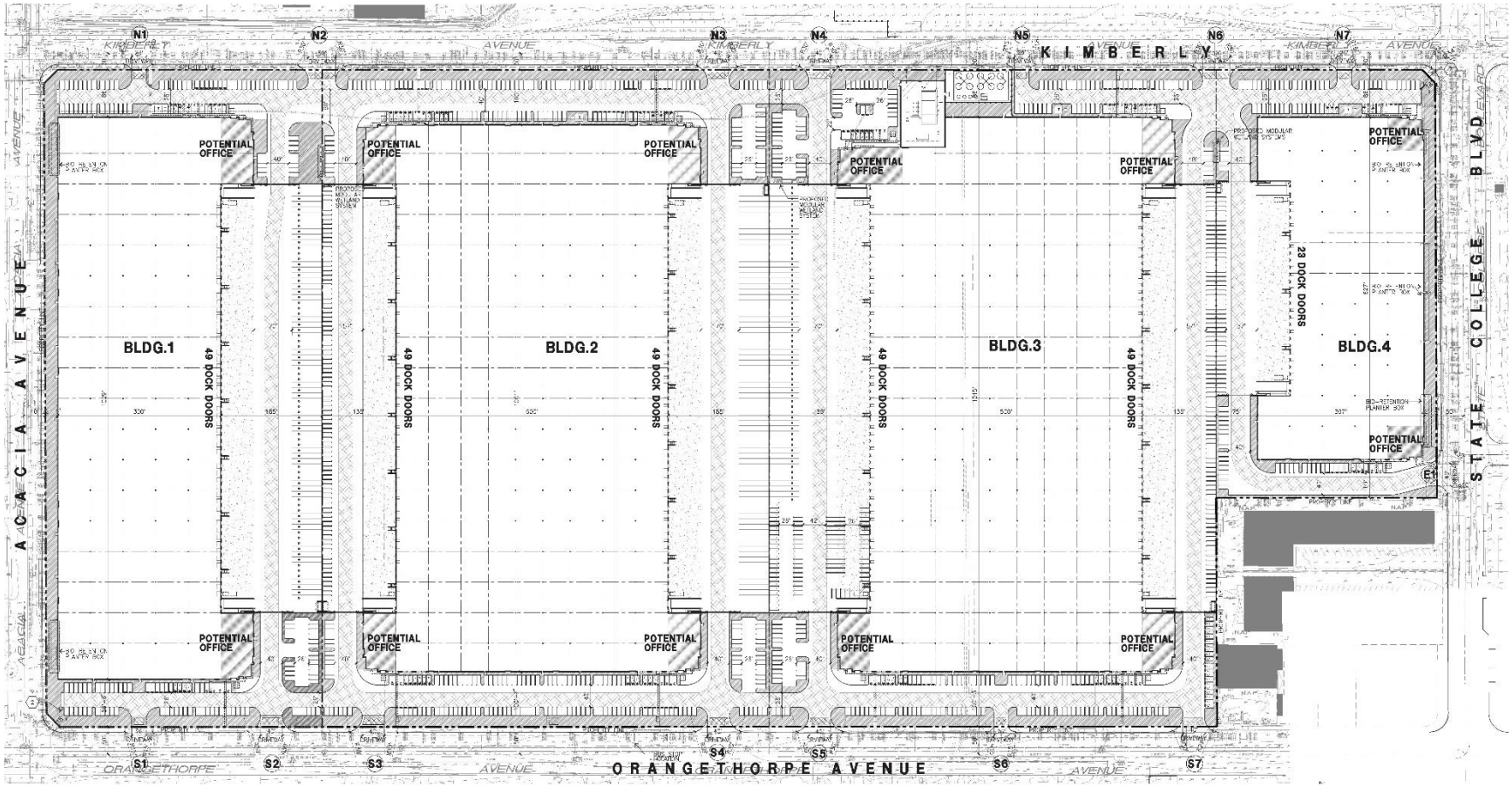

This page intentionally left blank

2 EXISTING CONDITIONS

This section provides an overview of the existing energy conditions in the Project region.

2.1 OVERVIEW

The most recent data for California's estimated total energy consumption is from 2017 and natural gas consumption is from 2018, released by the United States (U.S.) Energy Information Administration's (EIA) California State Profile and Energy Estimates in 2020 and included:

- Approximately 7,881 trillion British Thermal Unit (BTU) of energy was consumed;
- Approximately 683 million barrels of petroleum;
- Approximately 2,137 billion cubic feet of natural gas;
- Approximately 1 million short tons of coal (2)

The California Energy Commission's (CEC) Transportation Energy Demand Forecast 2018-2030 was released in order to support the 2017 Integrated Energy Policy Report. The Transportation energy Demand Forecast 2018-2030 lays out graphs and data supporting their projections of California's future transportation energy demand. The projected inputs consider expected variable changes in fuel prices, income, population, and other variables. Predictions regarding fuel demand included:

- Gasoline demand in the transportation sector is expected to decline from approximately 15.8 billion gallons in 2017 to between 12.3 billion and 12.7 billion gallons in 2030 (3)
- Diesel demand in the transportation sector is expected to rise, increasing from approximately 3.7 billion diesel gallons in 2015 to approximately 4.7 billion in 2030 (3)
    - Data from the Department of Energy states that approximately 3.9 billion gallons of diesel fuel were consumed in 2017 (4)

The most recent data provided by the EIA for energy use in California by demand sector is from 2017 and is reported as follows:

- Approximately 40.3% transportation;
- Approximately 23.1% industrial;
- Approximately 18.0% residential; and
- Approximately 18.7% commercial (5)

In 2018, total system electric generation for California was 285,488 gigawatt hours (GWh). California's massive electricity in-state generation system generated approximately 194,842 GWh which accounted for approximately 68% of the electricity it uses; the rest was imported from the Pacific Northwest (14%) and the U.S. Southwest (18%) (6). Natural gas is the main source for electricity generation at 47% of the total in-state electric generation system power as shown in Table 2-1.

TABLE 2-1: TOTAL ELECTRICITY SYSTEM POWER (CALIFORNIA 2018)

Fuel Type	California In-State Generation	Percent of California In-State	Northwest Imports (GWh)	Southwest Imports (GWh)	California Power Mix (GWh)	Percent California Power Mix
Coal	294	0.15%	399	8,740	9,433	3.30%
Large Hydro	22,096	11.34%	7,418	985	30,499	10.68%
Natural Gas	90,691	46.54%	49	8,904	99,644	34.91%
Nuclear	18,268	9.38%	0	7,573	25,841	9.05%
Oil	35	0.02%	0	0	35	0.01%
Other	430	0.22%	0	9	439	0.15%
Renewables	63,028	32.35%	14,074	12,400	89,502	31.36%
Biomass	5,909	3.03%	772	26	6,707	2.35%
Geothermal	11,528	5.92%	171	1,269	12,968	4.54%
Small Hydro	4,248	2.18%	334	1	4,583	1.61%
Solar	27,265	13.99%	174	5,094	32,533	11.40%
Wind	14,078	7.23%	12,623	6,010	32,711	11.46%
Unspecified Sources of Power	N/A	N/A	17,576	12,519	30,095	10.54%
Total	**194,842**	**100%**	**39,517**	**51,130**	**285,488**	**100%**

Source: https://www.energy.ca.gov/almanac/electricity_data/total_system_power.html

An updated summary of, and context for energy consumption and energy demands within the State is presented in "U.S. Energy Information Administration, California State Profile and Energy Estimates, Quick Facts" excerpted below:

- California was the seventh-largest producer of crude oil among the 50 states in 2018, and, as of January 2019, it ranked third in oil refining capacity.
- California is the largest consumer of jet fuel among the 50 states and accounted for one-fifth of the nation's jet fuel consumption in 2018. (7)
- California's total energy consumption is second highest in the nation, but, in 2018, the state's per capita energy consumption was the fourth-lowest, due in part to its mild climate and its energy efficiency programs. (8)
- In 2018, California ranked first in the nation as a producer of electricity from solar, geothermal, and biomass resources and fourth in the nation in conventional hydroelectric power generation.
- In 2018, large- and small-scale solar photovoltaic (PV) and solar thermal installations provided 19% of California's net electricity generation (9).

As indicated above, California is one of the nation's leading energy-producing states, and California's per capita energy use is among the nation's most efficient. Given the nature of the Project, the remainder of this discussion will focus on the three sources of energy that are most relevant to the project—namely, electricity, natural gas, and transportation fuel for vehicle trips associated with the uses planned for the Project.

2.2 ELECTRICITY

The usage associated with electricity use were calculated using the California Emissions Estimator Model (CalEEMod) Version 2016.3.2. The Southern California region's electricity reliability has been of concern for the past several years due to the planned retirement of aging facilities that depend upon once-through cooling technologies, as well as the June 2013 retirement of the San Onofre Nuclear Generating Station (San Onofre). While the once-through cooling phase-out has been ongoing since the May 2010 adoption of the State Water Resources Control Board's once-through cooling policy, the retirement of San Onofre complicated the situation. California ISO studies revealed the extent to which the South California Air Basin (SCAB) and the San Diego Air Basin (SDAB) region were vulnerable to low-voltage and post-transient voltage instability concerns. A preliminary plan to address these issues was detailed in the 2013 Integrative Energy Policy Report (IEPR) after a collaborative process with other energy agencies, utilities, and air districts (10). Similarly, the subsequent 2018 and 2019 IEPR's identify broad strategies that are aimed at maintaining electricity system reliability.

Electricity is provided to the Project by Southern California Edison (SCE). SCE provides electric power to more than 15 million persons in 15 counties and in 180 incorporated cities, within a service area encompassing approximately 50,000 square miles. Based on SCE's 2018 Power Content Label Mix, SCE derives electricity from varied energy resources including: fossil fuels, hydroelectric generators, nuclear power plants, geothermal power plants, solar power generation, and wind farms. SCE also purchases from independent power producers and utilities, including out-of-state suppliers (11).

California's electricity industry is an organization of traditional utilities, private generating companies, and state agencies, each with a variety of roles and responsibilities to ensure that electrical power is provided to consumers. The California Independent Service Operator (ISO) is a nonprofit public benefit corporation and is the impartial operator of the State's wholesale power grid and is charged with maintaining grid reliability, and to direct uninterrupted electrical energy supplies to California's homes and communities. While utilities [such as SCE] still own transmission assets, the ISO routes electrical power along these assets, maximizing the use of the transmission system and its power generation resources. The ISO matches buyers and sellers of electricity to ensure that enough power is available to meet demand. To these ends, every five minutes the ISO forecasts electrical demands, accounts for operating reserves, and assigns the lowest cost power plant unit to meet demands while ensuring adequate system transmission capacities and capabilities (12).

Part of the ISO's charge is to plan and coordinate grid enhancements to ensure that electrical power is provided to California consumers. To this end, transmission owners (investor-owned utilities such as SCE) file annual transmission expansion/modification plans to accommodate the

State's growing electrical needs. The ISO reviews and either approves or denies the proposed additions. In addition, and perhaps most importantly, the ISO works with other areas in the western United States electrical grid to ensure that adequate power supplies are available to the State. In this manner, continuing reliable and affordable electrical power is assured to existing and new consumers throughout the State.

Table 2-2 identifies SCE's specific proportional shares of electricity sources in 2018. As indicated in Table 2-2, the 2018 SCE Power Mix has renewable energy at 36% of the overall energy resources. Geothermal resources are at 8%, wind power is at 13%, large hydroelectric sources are at 1%, solar energy is at 13%, and coal is at 0%. Biomass and waste sources have increased by 1% since 2017. Natural gas remains at 17% since 2017 (13).

TABLE 2-2: SCE 2018 POWER CONTENT MIX

Energy Resources	2018 SCE Power Mix
Eligible Renewable	**36%**
Biomass & waste	1%
Geothermal	8%
Small Hydroelectric	1%
Solar	13%
Wind	13%
Coal	**0%**
Large Hydroelectric	**4%**
Natural Gas	**17%**
Nuclear	**6%**
Other	**0%**
Unspecified Sources of power*	37%
Total	**100%**

* "Unspecified sources of power" means electricity from transactions that are not traceable to specific generation sources

2.3 NATURAL GAS

The usage associated with natural gas use were calculated using the CalEEMod Version 2016.3.2. The following summary of natural gas customers & volumes, supplies, delivery of supplies, storage, service options, and operations is excerpted from information provided by the California Public Utilities Commission (CPUC).

> *"The CPUC regulates natural gas utility service for approximately 10.8 million customers that receive natural gas from Pacific Gas and Electric (PG&E), Southern California Gas (SoCalGas), San Diego Gas & Electric (SDG&E), Southwest Gas, and several smaller natural*

gas utilities. The CPUC also regulates independent storage operators: Lodi Gas Storage, Wild Goose Storage, Central Valley Storage and Gill Ranch Storage.

California's natural gas utilities provide service to over 11 million gas meters. SoCalGas and PG&E provide service to about 5.9 million and 4.3 million customers, respectively, while SDG&E provides service to over 800, 000 customers. In 2018, California gas utilities forecasted that they would deliver about 4740 million cubic feet per day (MMcfd) of gas to their customers, on average, under normal weather conditions.

The overwhelming majority of natural gas utility customers in California are residential and small commercials customers, referred to as "core" customers. Larger volume gas customers, like electric generators and industrial customers, are called "noncore" customers. Although very small in number relative to core customers, noncore customers consume about 65% of the natural gas delivered by the state's natural gas utilities, while core customers consume about 35%.

A significant amount of gas (about 19%, or 1131 MMcfd, of the total forecasted California consumption in 2018) is also directly delivered to some California large volume consumers, without being transported over the regulated utility pipeline system. Those customers, referred to as "bypass" customers, take service directly from interstate pipelines or directly from California producers.

SDG&E and Southwest Gas' southern division are wholesale customers of SoCalGas, i.e. they receive deliveries of gas from SoCalGas and in turn deliver that gas to their own customers. (Southwest Gas also provides natural gas distribution service in the Lake Tahoe area.) Similarly, West Coast Gas, a small gas utility, is a wholesale customer of PG&E. Some other wholesale customers are municipalities like the cities of Palo Alto, Long Beach, and Vernon, which are not regulated by the CPUC.

Natural gas from out-of-state production basins is delivered into California via the interstate natural gas pipeline system. The major interstate pipelines that deliver out-of-state natural gas to California gas utilities are Gas Transmission Northwest Pipeline, Kern River Pipeline, Transwestern Pipeline, El Paso Pipeline, Ruby Pipeline, Mojave Pipeline, and Tuscarora. Another pipeline, the North Baja - Baja Norte Pipeline takes gas off the El Paso Pipeline at the California/Arizona border, and delivers that gas through California into Mexico. While the Federal Energy Regulatory Commission (FERC) regulates the transportation of natural gas on the interstate pipelines, and authorizes rates for that service, the California Public Utilities Commission may participate in FERC regulatory proceedings to represent the interests of California natural gas consumers.

The gas transported to California gas utilities via the interstate pipelines, as well as some of the California-produced gas, is delivered into the PG&E and SoCalGas intrastate natural gas transmission pipelines systems (commonly referred to as California's "backbone" pipeline system). Natural gas on the utilities' backbone pipeline systems is then delivered to the local transmission and distribution pipeline systems, or to natural gas storage fields. Some large volume noncore customers take natural gas delivery directly off the

high-pressure backbone and local transmission pipeline systems, while core customers and other noncore customers take delivery off the utilities' distribution pipeline systems. The state's natural gas utilities operate over 100,000 miles of transmission and distribution pipelines, and thousands more miles of service lines.

Bypass customers take most of their deliveries directly off the Kern/Mojave pipeline system, but they also take a significant amount of gas from California production

PG&E and SoCalGas own and operate several natural gas storage fields that are located within their service territories in northern and southern California, respectively. These storage fields, and four independently owned storage utilities - Lodi Gas Storage, Wild Goose Storage, Central Valley Storage, and Gill Ranch Storage - help meet peak seasonal and daily natural gas demand and allow California natural gas customers to secure natural gas supplies more efficiently. PG&E is a 25% owner of the Gill Ranch Storage field. These storage fields provide a significant amount of infrastructure capacity to help meet California's natural gas requirements, and without these storage fields, California would need much more pipeline capacity in order to meet peak gas requirements .

Prior to the late 1980s, California regulated utilities provided virtually all natural gas services to all their customers. Since then, the Commission has gradually restructured the California gas industry in order to give customers more options while assuring regulatory protections for those customers that wish to, or are required to, continue receiving utility-provided services.

The option to purchase natural gas from independent suppliers is one of the results of this restructuring process. Although the regulated utilities procure natural gas supplies for most core customers, core customers have the option to purchase natural gas from independent natural gas marketers, called "core transport agents" (CTA). Contact information for core transport agents can be found on the utilities' web sites. Noncore customers, on the other hand, make natural gas supply arrangements directly with producers or with marketers.

Another option resulting from the restructuring process occurred in 1993, when the Commission removed the utilities' storage service responsibility for noncore customers, along with the cost of this service from noncore customers' transportation rates. The Commission also encouraged the development of independent storage fields, and in subsequent years, all the independent storage fields in California were established. Noncore customers and marketers may now take storage service from the utility or from an independent storage provider (if available), and pay for that service, or may opt to take no storage service at all. For core customers, the Commission assures that the utility has adequate storage capacity set aside to meet core requirements, and core customers pay for that service.

In a 1997 decision, the Commission adopted PG&E's "Gas Accord", which unbundled PG&E's backbone transmission costs from noncore transportation rates. This decision gave customers and marketers the opportunity to obtain pipeline capacity rights on

PG&E's backbone transmission pipeline system, if desired, and pay for that service at rates authorized by the Commission. The Gas Accord also required PG&E to set aside a certain amount of backbone transmission capacity in order to deliver gas to its core customers. Subsequent Commission decisions modified and extended the initial terms of the Gas Accord. The "Gas Accord" framework is still in place today for PG&E's backbone and storage rates and services and is now simply referred to as PG&E Gas Transmission and Storage (GT&S).

In a 2006 decision, the Commission adopted a similar gas transmission framework for Southern California, called the "firm access rights" system. SoCalGas and SDG&E implemented the firm access rights (FAR) system in 2008, and it is now referred to as the backbone transmission system (BTS) framework. As under the PG&E backbone transmission system, SoCalGas backbone transmission costs are unbundled from noncore transportation rates. Noncore customers and marketers may obtain, and pay for, firm backbone transmission capacity at various receipt points on the SoCalGas system. A certain amount of backbone transmission capacity is obtained for core customers to assure meeting their requirements.

Many if not most noncore customers now use a marketer to provide for several of the services formerly provided by the utility. That is, a noncore customer may simply arrange for a marketer to procure its supplies, and obtain any needed storage and backbone transmission capacity, in order to assure that it will receive its needed deliveries of natural gas supplies. Core customers still mainly rely on the utilities for procurement service, but they have the option to take procurement service from a CTA. Backbone transmission and storage capacity is either set aside or obtained for core customers in amounts to assure very high levels of service.

In order properly operate their natural gas transmission pipeline and storage systems, PG&E and SoCalGas must balance the amount of gas received into the pipeline system and delivered to customers or to storage fields. Some of these utilities' storage capacity is dedicated to this service, and under most circumstances, customers do not need to precisely match their deliveries with their consumption. However, when too much or too little gas is expected to be delivered into the utilities' systems, relative to the amount being consumed, the utilities require customers to more precisely match up their deliveries with their consumption. And, if customers do not meet certain delivery requirements, they could face financial penalties. The utilities do not profit from these financial penalties - the amounts are then returned to customers as a whole. If the utilities find that they are unable to deliver all the gas that is expected to be consumed, they may even call for a curtailment of some gas deliveries. These curtailments are typically required for just the largest, noncore customers. It has been many years since there has been a significant curtailment of core customers in California ." (14)

As indicated in the preceding discussions, natural gas is available from a variety of in-state and out-of-state sources and is provided throughout the state in response to market supply and demand. Complementing available natural gas resources, biogas may soon be available via existing delivery systems, thereby increasing the availability and reliability of resources in total.

The CPUC oversees utility purchases and transmission of natural gas to ensure reliable and affordable natural gas deliveries to existing and new consumers throughout the State.

2.4 TRANSPORTATION ENERGY RESOURCES

The Project would generate additional vehicle trips with resulting consumption of energy resources, predominantly gasoline and diesel fuel. In March 2019, the Department of Motor Vehicles (DMV) identified 36.4 million registered vehicles in California (15), and those vehicles consume an estimated 17.8 billion gallons of fuel each year[2]. Gasoline (and other vehicle fuels) are commercially provided commodities and would be available to the Project patrons and employees via commercial outlets.

California's on-road transportation system includes 394,383 land miles, more than 27.5 million passenger vehicles and light trucks, and almost 8.1 million medium- and heavy-duty vehicles (15). While gasoline consumption has been declining since 2008 it is still by far the dominant fuel. Petroleum comprises about 91% of all transportation energy use, excluding fuel consumed for aviation and most marine vessels (16). Nearly 17.8 billion gallons of on-highway fuel are burned each year, including 14.6 billion gallons of gasoline (including ethanol) and 3.2 billion gallons of diesel fuel (including biodiesel and renewable diesel). In 2019, Californians also used 194 million cubic feet of natural gas as a transportation fuel (17), or the equivalent of 183 billion gallons of gasoline.

[2] Fuel consumptions estimated utilizing information from EMFAC2017.

This page intentionally left blank

3 REGULATORY BACKGROUND

Federal and state agencies regulate energy use and consumption through various means and programs. On the federal level, the United States Department of Transportation, the United States Department of Energy, and the United States Environmental Protection Agency (EPA) are three federal agencies with substantial influence over energy policies and programs. On the state level, the CPUC and the CEC are two agencies with authority over different aspects of energy. Relevant federal and state energy-related laws and plans are summarized below.

3.1 FEDERAL REGULATIONS

3.1.1 INTERMODAL SURFACE TRANSPORTATION EFFICIENCY ACT OF 1991 (ISTEA)

The ISTEA promoted the development of inter-modal transportation systems to maximize mobility as well as address national and local interests in air quality and energy. ISTEA contained factors that Metropolitan Planning Organizations (MPOs) were to address in developing transportation plans and programs, including some energy-related factors. To meet the new ISTEA requirements, MPOs adopted explicit policies defining the social, economic, energy, and environmental values guiding transportation decisions.

3.1.2 THE TRANSPORTATION EQUITY ACT FOR THE 21ST CENTURY (TEA-21)

The TEA-21 was signed into law in 1998 and builds upon the initiatives established in the ISTEA legislation, discussed above. TEA-21 authorizes highway, highway safety, transit, and other efficient surface transportation programs. TEA-21 continues the program structure established for highways and transit under ISTEA, such as flexibility in the use of funds, emphasis on measures to improve the environment, and focus on a strong planning process as the foundation of good transportation decisions. TEA-21 also provides for investment in research and its application to maximize the performance of the transportation system through, for example, deployment of Intelligent Transportation Systems, to help improve operations and management of transportation systems and vehicle safety.

3.2 CALIFORNIA REGULATIONS

3.2.1 INTEGRATED ENERGY POLICY REPORT (IEPR)

Senate Bill 1389 (Bowen, Chapter 568, Statutes of 2002) requires the CEC to prepare a biennial integrated energy policy report that assesses major energy trends and issues facing the state's electricity, natural gas, and transportation fuel sectors and provides policy recommendations to conserve resources; protect the environment; ensure reliable, secure, and diverse energy supplies; enhance the state's economy; and protect public health and safety (Public Resources Code § 25301a]). The Energy Commission prepares these assessments and associated policy recommendations every two years, with updates in alternate years, as part of the Integrated Energy Policy Report.

The 2019 IEPR was adopted January 31, 2020, and continues to work towards improving electricity, natural gas, and transportation fuel energy use in California. The 2019 IEPR focuses on a variety of topics such as including the environmental performance of the electricity generation system, landscape-scale planning, the response to the gas leak at the Aliso Canyon natural gas storage facility, transportation fuel supply reliability issues, updates on Southern California electricity reliability, methane leakage, climate adaptation activities for the energy sector, climate and sea level rise scenarios, and the California Energy Demand Forecast (18). The 2020 IEPR Update is currently in progress but is not anticipated to be adopted until February 2021.

3.2.2 STATE OF CALIFORNIA ENERGY PLAN

The CEC is responsible for preparing the State Energy Plan, which identifies emerging trends related to energy supply, demand, conservation, public health and safety, and the maintenance of a healthy economy. The Plan calls for the state to assist in the transformation of the transportation system to improve air quality, reduce congestion, and increase the efficient use of fuel supplies with the least environmental and energy costs. To further this policy, the plan identifies several strategies, including assistance to public agencies and fleet operators and encouragement of urban designs that reduce vehicle miles traveled (VMT) and accommodate pedestrian and bicycle access.

3.2.3 CALIFORNIA CODE TITLE 24, PART 6, ENERGY EFFICIENCY STANDARDS

California Code of Regulations (CCR) Title 24 Part 6: California's Energy Efficiency Standards for Residential and Nonresidential Buildings, was first adopted in 1978 in response to a legislative mandate to reduce California's energy consumption. The standards are updated periodically to allow consideration and possible incorporation of new energy efficient technologies and methods. Energy efficient buildings require less electricity; therefore, increased energy efficiency reduces fossil fuel consumption and decreases greenhouse gas (GHG) emissions. The 2019 version of Title 24 was adopted by the CEC and became effective on January 1, 2020. The 2019 Title are applicable to building permit applications submitted on or after January 1, 2020. The 2019 Title 24 standards require solar PV systems for new homes, establish requirements for newly constructed healthcare facilities, encourage demand responsive technologies for residential buildings, and update indoor and outdoor lighting standards for nonresidential buildings. The CEC anticipates that single-family homes built with the 2019 standards will use approximately 7% less energy compared to the residential homes built under the 2016 standards. Additionally, after implementation of solar PV systems, homes built under the 2019 standards will about 53% less energy than homes built under the 2016 standards. Nonresidential buildings will use approximately 30% less energy due to lighting upgrades compared to the prior code (19).

3.2.4 AB 1493 PAVLEY REGULATIONS AND FUEL EFFICIENCY STANDARDS

California AB 1493, enacted on July 22, 2002, required CARB to develop and adopt regulations that reduce GHGs emitted by passenger vehicles and light duty trucks. Under this legislation, CARB adopted regulations to reduce GHG emissions from non-commercial passenger vehicles (cars and light-duty trucks). Although aimed at reducing GHG emissions, specifically, a co-benefit

of the Pavley standards is an improvement in fuel efficiency and consequently a reduction in fuel consumption.

3.2.5 CALIFORNIA'S RENEWABLE PORTFOLIO STANDARD (RPS)

First established in 2002 under Senate Bill (SB) 1078, California's Renewable Portfolio Standards (RPS) requires retail sellers of electric services to increase procurement from eligible renewable resources to 33 percent (%) of total retail sales by 2020 (20).

3.2.6 CLEAN ENERGY AND POLLUTION REDUCTION ACT OF 2015 (SB 350)

In October 2015, the legislature approved, and the Governor signed SB 350, which reaffirms California's commitment to reducing its GHG emissions and addressing climate change. Key provisions include an increase in the renewables portfolio standard (RPS), higher energy efficiency requirements for buildings, initial strategies towards a regional electricity grid, and improved infrastructure for electric vehicle charging stations. Specifically, SB 350 requires the following to reduce statewide GHG emissions:

- Increase the amount of electricity procured from renewable energy sources from 33% to 50% by 2030, with interim targets of 40% by 2024, and 25% by 2027.
- Double the energy efficiency in existing buildings by 2030. This target will be achieved through the California Public Utility Commission (CPUC), the California Energy Commission (CEC), and local publicly owned utilities.
- Reorganize the Independent System Operator (ISO) to develop more regional electrify transmission markets and to improve accessibility in these markets, which will facilitate the growth of renewable energy markets in the western United States (California Leginfo 2015).

This page intentionally left blank

4 PROJECT ENERGY DEMANDS AND ENERGY EFFICIENCY MEASURES

4.1 EVALUATION CRITERIA

In compliance with Appendix G of the *State CEQA Guidelines* (1), this report analyzes the project's anticipated energy use during construction and operations to determine if the Project would:

- Result in potentially significant environmental impact due to wasteful, inefficient, or unnecessary consumption of energy resources, during project construction or operation; or
- Conflict with or obstruct a state or local plan for renewable energy or energy efficiency

In addition, Appendix F of the *State CEQA Guidelines* (21), states that the means of achieving the goal of energy conservation includes the following:

- Decreasing overall per capita energy consumption;
- Decreasing reliance on fossil fuels such as coal, natural gas and oil; and
- Increasing reliance on renewable energy sources.

4.2 METHODOLOGY

Information from the California Emissions Estimator Model™ (CalEEMod) Version 2016.3.2 outputs for the *Goodman Logistics Center Fullerton Air Quality Impact Analysis* (Urban Crossroads, Inc.) (AQIA) (22) was utilized in this analysis, detailing Project related construction equipment, transportation energy demands, and facility energy demands.

4.2.1 CALIFORNIA EMISSIONS ESTIMATOR MODEL (CALEEMOD)

On October 17, 2017, the SCAQMD, in conjunction with the California Air Pollution Control Officers Association (CAPCOA) and other California air districts, released the latest version of the CalEEMod Version 2016.3.2. The purpose of this model is to calculate construction-source and operational-source criteria pollutants and GHG emissions from direct and indirect sources as well as energy usage. (23). Accordingly, the latest version of CalEEMod has been used to determine the proposed Project's anticipated transportation and facility energy demands. Output from the annual construction model runs are provided in Appendix 4.1 and Appendices 4.2 through 4.3 for annual operational emissions.

4.2.2 LAND USES MODELED IN CALEEMOD

As previously stated, the Project under the Optional Site Plan is evaluated in this energy study and is proposed to consist of 1,609,384 sf (804,692 sf of high cube fulfillment center use and 804,692 sf of high-cube cold storage warehouse use, inclusive of office space).

For purposes of analysis, the following land uses were modeled based on consultation with the Project Applicant and information provided in the Site Plan. The following land uses represents a conservative estimate of emissions that would occur from potential future tenants:

- 804.692 thousand sf (TSF) of Refrigerated Warehouse – No Rail [3]
- 804.692 TSF of Unrefrigerated Warehouse – No Rail[4]
- 1,175 Space Parking Lot
- 800.133 TSF Other Asphalt Surfaces[5]

4.2.3 EMISSION FACTORS MODEL

On August 19, 2019, the EPA approved the 2017 version of the EMissions FACtor model (EMFAC) web database for use in State Implementation Plan and transportation conformity analyses. EMFAC2017 is a mathematical model that was developed to calculate emission rates, fuel consumption, VMT from motor vehicles that operate on highways, freeways, and local roads in California and is commonly used by the CARB to project changes in future emissions from on-road mobile sources (24). This energy study utilizes the different fuel types for each vehicle class from the annual EMFAC2017 emission inventory in order to derive the average vehicle fuel economy which is then used to determine the estimated annual fuel consumption associated with vehicle usage during Project construction and operational activities. For purposes of analysis, the 2021 through 2022 analysis years were utilized to determine the average vehicle fuel economy used throughout the duration of the Project.

4.2.4 CONSTRUCTION DURATION

The construction schedule utilized in the analysis, shown in Table 4-1, represents a "worst-case" analysis scenario should construction occur any time after the respective dates since emission factors for construction decrease as time passes and the analysis year increases due to emission regulations becoming more stringent[6]. The duration of construction activity and associated equipment represents a reasonable approximation of the expected construction fleet as required per *CEQA Guidelines*. The duration of construction activity was based on the information provided by the Project Applicant.

4.2.5 CONSTRUCTION EQUIPMENT

Site specific construction fleet may vary due to specific project needs at the time of construction. The associated construction equipment was generally based on CalEEMod and RCEM defaults. A detailed summary of construction equipment assumptions by phase is provided at Table 4-2. Please refer to specific detailed modeling inputs/outputs contained in Appendix 4.1 of this energy study.

[3] As per the CalEEMod User's Guide, the Refrigerated Warehouse – No Rail land use is defined as a warehouse that has refrigeration and no rail spur.

[4] As per the CalEEMod User's Guide, the Unrefrigerated Warehouse – No Rail land use is defined as a warehouse that does not have refrigeration and no rail spur.

[5] The remaining area of the total Project Site will be modeled in CalEEMod as Other Asphalt Surfaces as non-asphalt areas. Per the User's Guide, this land use category is defined as asphalt areas that are not used as a parking lot.

[6] As shown in the CalEEMod User's Guide Version 2016.3.2, Section 4.3 "OFFROAD Equipment" as the analysis year increases, emission factors for the same equipment pieces decrease due to the natural turnover of older equipment being replaced by newer less polluting equipment and new regulatory requirements.

TABLE 4-1: CONSTRUCTION DURATION

Phase Name	Start Date	End Date	Days
Demolition	04/02/2021	09/20/2021	122
Crushing/Pulverizing	06/29/2021	09/20/2021	60
Site Preparation	05/11/2021	10/04/2021	105
Grading	05/25/2021	05/04/2022	247
Building Construction	07/02/2021	04/28/2022	215
Paving	10/28/2021	06/30/2022	176
Architectural Coating	11/08/2021	05/19/2022	139

TABLE 4-2: CONSTRUCTION EQUIPMENT ASSUMPTIONS

Phase Name	Equipment[A]	Amount	Hours Per Day
Demolition	Excavators	8	8
	Forklift	1	8
	Rubber Tired Dozers	2	8
	Skid Steer	3	8
	Tractor/Loader/Backhoe	1	8
	Water Trucks	2	8
Crushing/Pulverizing	Generator Sets	2	8
Site Preparation	Rubber Tired Dozers	3	8
	Tractor/Loader/Backhoe	4	8
Grading	Blade	1	8
	Rubber Tired Dozers	1	8
	Scrapers	8	8
	Tractor/Loader/Backhoe	1	8
	Water Pull	1	8
Building Construction	Cranes	1	8
	Forklift	3	8
	Generator Sets	1	8
	Tractor/Loader/Backhoe	3	8
	Welders	1	8
Paving	Pavers	2	8
	Paving Equipment	2	8
	Rollers	2	8
Architectural Coating	Air Compressors	1	8

4.3 CONSTRUCTION ENERGY DEMANDS

4.3.1 CONSTRUCTION EQUIPMENT ELECTRICITY USAGE ESTIMATES

The focus within this section is the energy implications of the construction process, specifically the power cost from on-site electricity consumption during construction of the proposed Project. Based on the *2017 National Construction Estimator*, Richard Pray (2017) (25), the typical power cost per 1,000 square feet of construction per month is estimated to be $2.32. The proposed Project includes the development of four buildings totaling 1,609,384 sf (804,692 sf of high cube fulfillment center use and 804,692 sf of high-cube cold storage warehouse use). Based on information provided in the AQIA, construction activities are anticipated to occur over the course of 14 months (22). Based on Table 4-3, the total power cost of the on-site electricity usage during the construction of the Project is estimated to be approximately $52,272.79.

The SCE's general service rate schedule were used to determine the Project's electrical usage. As of January 1, 2020, SCE's general service rate is $0.08 per kilowatt hours (kWh) of electricity for industrial services (26). As shown on Table 4-4, the total electricity usage from on-site Project construction related activities is estimated to be approximately 654,269 kWh.

TABLE 4-3: CONSTRUCTION POWER COST

Land Use	Power Cost (per 1,000 SF of construction per month)	Size (1,000 SF)	Construction Duration (months)	Project Construction Power Cost
High-Cube Fulfillment Center Warehouse	$2.32	804.692	14	$26,136.40
High-Cube Cold Storage Warehouse	$2.32	804.692	14	$26,136.40
			CONSTRUCTION POWER COST	***$52,272.79***

TABLE 4-4: CONSTRUCTION ELECTRICITY USAGE

Land Use	Cost per kWh	Project Construction Electricity Usage (kWh)
High-Cube Fulfillment Center Warehouse	$0.08	327,134
High-Cube Cold Storage Warehouse	$0.08	327,134
	CONSTRUCTION ELECTRICTY USAGE (kWh)	***654,269***

4.3.2 CONSTRUCTION EQUIPMENT FUEL ESTIMATES

Fuel consumed by construction equipment would be the primary energy resource expended over the course of Project construction. Project construction activity timeline estimates, construction equipment schedules, equipment power ratings, load factors, and associated fuel consumption estimates are presented in Table 4-5. Eight-hour daily use of all equipment is assumed. The aggregate fuel consumption rate for all equipment is estimated at 18.5 horsepower hour per

TABLE 4-5: CONSTRUCTION EQUIPMENT FUEL CONSUMPTION ESTIMATES

Construction Activity	Duration (Days)	Equipment	HP Rating	Quantity	Usage Hours	Load Factor	HP-hrs/day	Total Fuel Consumption
Demolition	122	Excavators	158	8	8	0.38	3,843	25,340
		Forklifts	89	1	8	0.20	142	939
		Other Construction	172	2	8	0.42	1,156	7,622
		Rubber Tired Dozers	247	2	8	0.40	1,581	10,425
		Skid Steer Loaders	65	3	8	0.37	577	3,806
		Tractors/Loaders/Backhoes	97	1	8	0.37	287	1,893
Crushing/Pulverizing	60	Generator Sets	1,050	2	8	0.74	12,432	40,320
Site Preparation	105	Rubber Tired Dozers	247	3	8	0.40	2,371	13,458
		Tractors/Loaders/Backhoes	97	4	8	0.37	1,148	6,518
Grading	240	Excavators	158	2	8	0.38	961	12,826
		Graders	187	1	8	0.41	613	8,189
		Rubber Tired Dozers	247	1	8	0.40	790	10,553
		Scrapers	367	2	8	0.48	2,819	37,632
		Tractors/Loaders/Backhoes	97	2	8	0.37	574	7,667
Building Construction	213	Cranes	231	1	8	0.29	536	6,228
		Forklifts	89	3	8	0.20	427	4,965
		Generator Sets	84	1	8	0.74	497	5,779
		Tractors/Loaders/Backhoes	97	3	8	0.37	861	10,010
		Welders	46	1	8	0.45	166	1,925
Paving	181	Pavers	130	2	8	0.42	874	8,311
		Paving Equipment	132	2	8	0.36	760	7,233
		Rollers	80	2	8	0.38	486	4,627
Architectural Coating	144	Air Compressors	78	1	8	0.48	300	2,250
CONSTRUCTION FUEL DEMAND (GALLONS DIESEL FUEL)								***238,518***

gallon (hp-hr-gal.), obtained from CARB 2018 Emissions Factors Tables and cited fuel consumption rate factors presented in Table D-24 of the Moyer guidelines (27). For the purposes of this analysis, the calculations are based on all construction equipment being diesel-powered which is consistent with industry standards. Diesel fuel would be supplied by existing commercial fuel providers serving the City and region[7].

As presented in Table 4-5, Project construction activities would consume an estimated 238,518 gallons of diesel fuel. Project construction would represent a "single-event" diesel fuel demand and would not require on-going or permanent commitment of diesel fuel resources for this purpose.

4.3.3 CONSTRUCTION TRIPS AND VMT

Based on the CalEEMod, the Trip and VMT are the number and length (in terms VMT[8]) of on-road vehicle trips for workers, vendors, and hauling for each construction phase. The trips identified in Table 4-6 are based on the CalEEMod default parameters, with the exception of trips during demolition which have been adjusted based on information provided by the Project Applicant.

TABLE 4-6: CONSTRUCTION TRIPS AND VMT

Construction Activity	Worker Trips / Day	Vendor Trips / Day	Total Hauling Trips	Worker Trip Length	Vendor Trip Length	Hauling Trip Length
Demolition	43	0	1,394	14.7	6.9	26.36[A]
Crushing/Pulverizing	0	0	0	0	0	0
Site Preparation	18	0	0	14.7	6.9	20
Grading	30	0	405	14.7	6.9	20
Building Construction	1,209	472	0	14.7	6.9	20
Paving	15	0	0	14.7	6.9	20
Architectural Coating	242	0	0	14.7	6.9	20

[A] The demolished material will be exported to three (3) different sites. The total weighted truck trips were based on the quantity of demolished material anticipated to be exported to each site and the distance of each export site relative to the Project

4.3.4 CONSTRUCTION WORKER FUEL ESTIMATES

With respect to estimated VMT for the Project, the construction worker trips would generate an estimated 5,049,377 VMT during the 14 months of construction (22). Based on CalEEMod methodology, it is assumed that 50% of all vendor trips are from light-duty-auto vehicles (LDA), 25% are from light-duty-trucks (LDT1[9]), and 25% are from light-duty-trucks (LDT2[10]). Data

[7] Based on Appendix A of the CalEEMod User's Guide, Construction consists of several types of off-road equipment. Since the majority of the off-road construction equipment used for construction projects are diesel fueled, CalEEMod assumes all of the equipment operates on diesel fuel.

[8] For purposes of analysis, VMT is calculated by multiplying to number of trips by the trip length.

[9] Vehicles under the LDT1 category have a gross vehicle weight rating (GVWR) of less than 6,000 lbs. and equivalent test weight (ETW) of less than or equal to 3,750 lbs.

[10] Vehicles under the LDT2 category have a GVWR of less than 6,000 lbs. and ETW between 3,751 lbs. and 5,750 lbs.

regarding Project related construction worker trips were based on CalEEMod defaults utilized within the AQIA.

Vehicle fuel efficiencies for LDA, LDT1, and LDT2 were estimated using information generated within the 2017 version of the EMFAC developed by CARB. EMFAC2017 is a mathematical model that was developed to calculate emission rates, fuel consumption, and VMT from motor vehicles that operate on highways, freeways, and local roads in California and is commonly used by the CARB to project changes in future emissions from on-road mobile sources (24). EMFAC2017 was run for the LDA, LDT1, and LDT2 vehicle class within the California sub-area for the 2021 and 2022 calendar year. Data from EMFAC2017 is shown in Appendix 4.4.

As generated by EMFAC2017, an aggregated fuel economy of LDAs ranging from model year 1974 to model years 2021 and 2022 are estimated to have fuel efficiencies of 31.62 miles per gallon (mpg) and 32.59 mpg, respectively. Table 4-7 provides an estimated annual fuel consumption resulting from LDAs related to the Project construction worker trips. Based on Table 4-7, it is estimated that 71,277 gallons of fuel will be consumed related to construction worker trips during full construction of the Project.

TABLE 4-7: CONSTRUCTION WORKER FUEL CONSUMPTION ESTIMATES (LDA)

Construction Activity	Duration (Days)	Worker Trips / Day [A]	Trip Length (miles)	VMT	Average Vehicle Fuel Economy (mpg)	Estimated Fuel Consumption (gallons)
2021						
Demolition	122	22[A]	14.7	39,455	31.62	1,248
Crushing/Pulverizing	60	0	14.7	0	31.62	0
Site Preparation	105	9	14.7	13,892	31.62	439
Grading	159	15	14.7	35,060	31.62	1,109
Building Construction	143	605	14.7	1,271,771	31.62	40,225
Paving	59	8	14.7	6,938	31.62	219
Architectural Coating	52	121	14.7	92,492	31.62	2,925
2022						
Grading	81	15	14.7	17,861	32.59	548
Building Construction	70	605	14.7	622,545	32.59	19,102
Paving	122	8	14.7	14,347	32.59	440
Architectural Coating	92	121	14.7	163,640	32.59	5,021
PROJECT CONSTRUCTION WORKER (LDA) FUEL CONSUMPTION						***71,277***

[A] Trip has been rounded up.

The EMFAC2017 aggregated fuel economy of LDT1s ranging from model year 1974 to model years 2021 and 2022 are estimated to have fuel efficiencies of 26.77 miles per gallon (mpg) and 27.49

mpg, respectively. Table 4-8 provides an estimated annual fuel consumption resulting from LDT1s related to the Project construction worker trips. Based on Table 4-8, it is estimated that 42,341 gallons of fuel will be consumed related to construction worker trips during full construction of the Project.

TABLE 4-8: CONSTRUCTION WORKER FUEL CONSUMPTION ESTIMATES (LDT1)

Construction Activity	Duration (Days)	Worker Trips / Day [A]	Trip Length (miles)	VMT	Average Vehicle Fuel Economy (mpg)	Estimated Fuel Consumption (gallons)
2021						
Demolition	122	11	14.7	19,727	26.77	737
Crushing/Pulverizing	60	0	14.7	0	26.77	0
Site Preparation	105	5	14.7	7,718	26.77	288
Grading	159	8	14.7	18,698	26.77	699
Building Construction	143	303	14.7	636,936	26.77	23,797
Paving	59	4	14.7	3,469	26.77	130
Architectural Coating	52	61	14.7	46,628	26.77	1,742
2022						
Grading	81	8	14.7	9,526	27.49	346
Building Construction	70	303	14.7	311,787	27.49	11,340
Paving	122	4	14.7	7,174	27.49	261
Architectural Coating	92	61	14.7	82,496	27.49	3,000
PROJECT CONSTRUCTION WORKER (LDT1) FUEL CONSUMPTION						***42,341***

[A] Trip has been rounded up.

The EMFAC2017 aggregated fuel economy of LDT2s ranging from model year 1974 to model years 2021 and 2022 are estimated to have fuel efficiencies of 24.58 miles per gallon (mpg) and 25.46 mpg, respectively. Table 4-9 provides an estimated annual fuel consumption resulting from LDT2s related to the Project construction worker trips. Based on Table 4-9, it is estimated that 45,966 gallons of fuel will be consumed related to construction worker trips during full construction of the Project.

TABLE 4-9: CONSTRUCTION WORKER FUEL CONSUMPTION ESTIMATES (LDT2)

Construction Activity	Duration (Days)	Worker Trips / Day [A]	Trip Length (miles)	VMT	Average Vehicle Fuel Economy (mpg)	Estimated Fuel Consumption (gallons)
2021						
Demolition	122	11	14.7	19,727	24.58	802
Crushing/Pulverizing	60	0	14.7	0	24.58	0
Site Preparation	105	5	14.7	7,718	24.58	314
Grading	159	8	14.7	18,698	24.58	761
Building Construction	143	303	14.7	636,936	24.58	25,908
Paving	59	4	14.7	3,469	24.58	141
Architectural Coating	52	61	14.7	46,628	24.58	1,897
2022						
Grading	81	8	14.7	9,526	25.46	374
Building Construction	70	303	14.7	311,787	25.46	12,247
Paving	122	4	14.7	7,174	25.46	282
Architectural Coating	92	61	14.7	82,496	25.46	3,240
PROJECT CONSTRUCTION WORKER (LDT2) FUEL CONSUMPTION						***45,966***

[A] Trip has been rounded up.

It should be noted that construction worker trips would represent a "single-event" gasoline fuel demand and would not require on-going or permanent commitment of fuel resources for this purpose.

4.3.5 CONSTRUCTION VENDOR FUEL ESTIMATES

With respect to estimated VMT, the construction vendor trips (vehicles that deliver materials to the site during construction) would generate an estimated 7,120,691 VMT along area roadways for the Project over the duration of construction activity (22). It is assumed that 50% of all vendor trips are from medium-heavy duty trucks (MHDT), 50% are from heavy-heavy duty trucks (HHDT), and 100% of hauling trips are HHDTs. These assumptions are consistent with the CalEEMod defaults utilized within the within the AQIA (22). Vehicle fuel efficiencies for MHDTs and HHDTs were estimated using information generated within EMFAC2017. EMFAC2017 was run for the MHDT and HHDT vehicle classes within the California sub-area for the 2021 and 2022 calendar year. Data from EMFAC2017 is shown in Appendix 4.4.

As generated by EMFAC2017, an aggregated fuel economy of MHDTs ranging from model year 1974 to model years 2021 and 2022 are estimated to have fuel efficiencies of 8.80 mpg and 9.09 mpg, respectively. Based on Table 4-10, it is estimated that 39,014 gallons of fuel will be consumed related to construction vendor trips (MHDTs) during full construction of the Project.

TABLE 4-10: CONSTRUCTION VENDOR FUEL CONSUMPTION ESTIMATES (MHDT)

Construction Activity	Duration (Days)	Vendor Trips / Day [A]	Trip Length (miles)	VMT	Average Vehicle Fuel Economy (mpg)	Estimated Fuel Consumption (gallons)
2021						
Building Construction	143	236	6.9	232,861	8.80	26,474
2022						
Building Construction	70	236	6.9	113,988	9.09	12,540
PROJECT VENDOR (MHDT) TOTAL						***39,014***

Tables 4-11 and 4-12 shows the estimated fuel economy of HHDTs accessing the Project site. As generated by EMFAC2017, an aggregated fuel economy of HHDTs ranging from model year 1974 to model years 2021 and 2022 are estimated to have fuel efficiencies of 6.21 mpg and 6.37 mpg, respectively Based on Tables 4-11 and 4-12, fuel consumption from construction vendor and hauling trips (HHDTs) will total approximately 1,088,437 gallons.

TABLE 4-11: CONSTRUCTION VENDOR FUEL CONSUMPTION ESTIMATES (HHDT)

Construction Activity	Duration (Days)	Vendor Trips / Day [A]	Trip Length (miles)	VMT	Average Vehicle Fuel Economy (mpg)	Estimated Fuel Consumption (gallons)
2021						
Building Construction	143	236	6.9	232,861	6.21	37,528
2022						
Building Construction	236	236	6.9	113,988	6.37	17,892
PROJECT VENDOR (HHDT) TOTAL						***55,420***

TABLE 4-12: CONSTRUCTION HAULING FUEL CONSUMPTION ESTIMATES (HHDT)

Construction Activity	Duration (Days)	Hauling Trips / Day [A]	Trip Length (miles)	VMT	Average Vehicle Fuel Economy (mpg)	Estimated Fuel Consumption (gallons)
2021						
Demolition	122	1,394	26.36	4,482,992	6.21	722,475
Grading	159	405	20	1,287,900	6.21	207,557
2022						
Grading	81	405	20	656,100	6.37	102,985
PROJECT HAULING (HHDT) TOTAL						***1,033,017***

It should be noted that Project construction vendor trips would represent a “single-event” diesel fuel demand and would not require on-going or permanent commitment of diesel fuel resources for this purpose.

4.3.6 CONSTRUCTION ENERGY EFFICIENCY/CONSERVATION MEASURES

Starting in 2014, CARB adopted the nation's first regulation aimed at cleaning up off-road construction equipment such as bulldozers, graders, and backhoes. These requirements ensure fleets gradually turnover the oldest and dirtiest equipment to newer, cleaner models and prevent fleets from adding older, dirtier equipment. As such, the equipment used for Project construction would conform to CARB regulations and California emissions standards. It should also be noted that there are no unusual Project characteristics or construction processes that would require the use of equipment that would be more energy intensive than is used for comparable activities; or equipment that would not conform to current emissions standards (and related fuel efficiencies). Equipment employed in construction of the Project would therefore not result in inefficient wasteful, or unnecessary consumption of fuel.

Construction contractors would be required to comply with with applicable CARB regulation regarding retrofitting, repowering, or replacement of diesel off-road construction equipment. Additionally, CARB has adopted the Airborne Toxic Control Measure to limit heavy-duty diesel motor vehicle idling in order to reduce public exposure to diesel particulate matter and other Toxic Air Contaminants. Compliance with anti-idling and emissions regulations would result in a more efficient use of construction-related energy and the minimization or elimination of wasteful or unnecessary consumption of energy. Idling restrictions and the use of newer engines and equipment would result in less fuel combustion and energy consumption.

Additional construction-source energy efficiencies would occur due to required California regulations and best available control measures (BACM). For example, CCR Title 13, Motor Vehicles, section 2449(d)(3) Idling, limits idling times of construction vehicles to no more than five minutes, thereby precluding unnecessary and wasteful consumption of fuel due to unproductive idling of construction equipment. Section 2449(d)(3) requires that“grading plans shall reference the requirement that a sign shall be posted on-site stating that construction workers need to shut off engines at or before five minutes of idling.” In this manner, construction equipment operators are required to be informed that engines are to be turned off at or prior to five minutes of idling. Enforcement of idling limitations is realized through periodic site inspections conducted by City building officials, and/or in response to citizen complaints.

A full analysis related to the energy needed to form construction materials is not included in this analysis due to a lack of detailed Project-specific information on construction materials. At this time, an analysis of the energy needed to create Project-related construction materials would be extremely speculative and thus has not been prepared.

In general, the construction processes promote conservation and efficient use of energy by reducing raw materials demands, with related reduction in energy demands associated with raw materials extraction, transportation, processing and refinement. Use of materials in bulk reduces energy demands associated with preparation and transport of construction materials as well as

the transport and disposal of construction waste and solid waste in general, with corollary reduced demands on area landfill capacities and energy consumed by waste transport and landfill operations.

4.4 OPERATIONAL ENERGY DEMANDS

Energy consumption in support of or related to Project operations would include transportation energy demands (energy consumed by passenger car and truck vehicles accessing the Project site) and facilities energy demands (energy consumed by building operations and site maintenance activities).

4.4.1 TRANSPORTATION ENERGY DEMANDS

Energy that would be consumed by Project-generated traffic is a function of total VMT and estimated vehicle fuel economies of vehicles accessing the Project site.

LIGHT-DUTY AUTOS

With respect to estimated VMT, and based on the trip frequency and trip length methodologies cited in the Project's AQIA, the Project would generate an estimated 9,400,696 annual VMT along area roadways for all LDAs with full build-out of the Project (22). Table 4-13 provides an estimated range of annual fuel consumption resulting from Project generated LDAs. Based on Table 4-13, it is estimated that 288,450 gallons of fuel will be consumed from Project generated LDA trips.

TABLE 4-13: PROJECT-GENERATED LDA VEHICLE TRAFFIC ANNUAL FUEL CONSUMPTION

Annual VMT	Average Vehicle Fuel Economy (mpg)	Estimated Annual Fuel Consumption (gallons)
9,400,696	32.59	288,450

LIGHT-DUTY TRUCKS

With respect to estimated VMT, and based on the trip frequency and trip length methodologies cited in the Project's AQIA, the Project would generate an estimated 724,085 annual VMT along area roadways for all LDT1 vehicles with full build-out of the Project (22). Table 4-14 provides an estimated range of annual fuel consumption resulting from Project generated LDT1s. Based on Table 4-14, it is estimated that 26,335 gallons of fuel will be consumed from Project generated LDT1 trips.

TABLE 4-14: PROJECT-GENERATED LDT1 VEHICLE TRAFFIC ANNUAL FUEL CONSUMPTION

Annual VMT	Average Vehicle Fuel Economy (mpg)	Estimated Annual Fuel Consumption (gallons)
724,085	27.49	26,335

Additionally, the Project would generate an estimated 3,507,236 annual VMT along area roadways for all LDT2 vehicles with full build-out of the Project (22). Table 4-15 provides an estimated range of annual fuel consumption resulting from Project generated LDT2s. Based on

Table 4-15, it is estimated that 137,761 gallons of fuel will be consumed from Project generated LDT2 trips.

TABLE 4-15: PROJECT-GENERATED LDT2 VEHICLE TRAFFIC ANNUAL FUEL CONSUMPTION

Annual VMT	Average Vehicle Fuel Economy (mpg)	Estimated Annual Fuel Consumption (gallons)
3,507,236	25.46	137,761

MEDIUM-DUTY TRUCKS

With respect to estimated VMT, and based on the trip frequency and trip length methodologies cited in the Project's AQIA, the Project would generate an estimated 1,873,007 annual VMT along area roadways for all Medium-Duty Trucks (MDV) vehicles with full build-out of the Project (22). Table 4-16 provides an estimated range of annual fuel consumption resulting from Project generated MDVs. Based on Table 4-16, it is estimated that 90,781 gallons of fuel will be consumed from Project generated MDV trips.

TABLE 4-16: PROJECT-GENERATED MDV VEHICLE TRAFFIC ANNUAL FUEL CONSUMPTION

Annual VMT	Average Vehicle Fuel Economy (mpg)	Estimated Annual Fuel Consumption (gallons)
1,873,007	20.63	90,781

LIGHT-HEAVY DUTY TRUCKS

With respect to estimated VMT, and based on the trip frequency and trip length methodologies cited in the Project's AQIA, the Project would generate an estimated 3,268,602 annual VMT along area roadways for all Light-Heavy-Duty Trucks (LHDT1)[11] vehicles with full build-out of the Project (22). Table 4-17 provides an estimated range of annual fuel consumption resulting from Project generated LHDT1s. Based on Table 4-17, it is estimated that 240,465 gallons of fuel will be consumed from Project generated LHDT1 trips.

TABLE 4-17: PROJECT-GENERATED LHDT1 TRAFFIC ANNUAL FUEL CONSUMPTION

Annual VMT	Average Vehicle Fuel Economy (mpg)	Estimated Annual Fuel Consumption (gallons)
3,268,602	13.59	240,465

MEDIUM-HEAVY DUTY TRUCKS

With respect to estimated VMT, and based on the trip frequency and trip length methodologies cited in the Project's AQIA, the Project would generate an estimated 1,346,861annual VMT along area roadways for all MHDTs with full build-out of the Project (22). Table 4-18 provides an estimated range of annual fuel consumption resulting from Project generated MHDTs. Based on

[11] Vehicles under the LHDT1 category have a GVWR of 8,501 to 10,000 lbs.

Table 4-18, it is estimated that 148,169 gallons of fuel will be consumed from Project generated MHDT trips.

TABLE 4-18: PROJECT-GENERATED MHDT TRAFFIC ANNUAL FUEL CONSUMPTION

Annual VMT	Average Vehicle Fuel Economy (mpg)	Estimated Annual Fuel Consumption (gallons)
1,346,861	9.09	148,169

HEAVY-HEAVY DUTY TRUCKS

With respect to estimated VMT, and based on the trip frequency and trip length methodologies cited in the Project's AQIA, the Project would generate an estimated 7,877,644 annual VMT along area roadways for all HHDTs with full build-out of the Project (22). Table 4-19 provides an estimated range of annual fuel consumption resulting from Project generated HHDTs. Based on Table 4-19, it is estimated that 1,236,520 gallons of fuel will be consumed from Project generated HHDT trips.

TABLE 4-19: PROJECT-GENERATED HHDT TRAFFIC ANNUAL FUEL CONSUMPTION

Annual VMT	Average Vehicle Fuel Economy (mpg)	Estimated Annual Fuel Consumption (gallons)
7,877,644	6.37	1,236,520

As summarized on Table 4-20 the Project will result in 27,998,131 annual VMT and an estimated annual fuel consumption of 2,168,481 gallons of fuel.

TABLE 4-20: TOTAL PROJECT-GENERATED TRAFFIC ANNUAL FUEL CONSUMPTION (ALL VEHICLES)

Vehicle Type	Annual VMT	Estimated Annual Fuel Consumption (gallons)
LDA	9,400,696	288,450
LDT1	724,085	26,335
LDT2	3,507,236	137,761
MDV	1,873,007	90,781
LHDT	3,268,602	240,465
MHDT	1,346,861	148,169
HHDT	7,877,644	1,236,520
TOTAL (ALL VEHICLES)	***27,998,131***	***2,168,481***

4.4.2 FACILITY ENERGY DEMANDS

Project building operations and Project site maintenance activities would result in the consumption of natural gas and electricity. Natural gas would be supplied to the Project by SoCalGas; electricity would be supplied to the Project by SCE. As previously stated, the analysis herein assumes compliance with the 2019 Title 24 Standards. As such, the CalEEMod defaults for

Title 24 – Electricity and Lighting Energy were reduced by 30% in order to reflect consistency with the 2019 Title 24 standard. Annual natural gas and electricity demands of the Project are summarized in Table 4-21 and provided in Appendices 4.2 and 4.3.

TABLE 4-21: PROJECT ANNUAL OPERATIONAL ENERGY DEMAND SUMMARY

Natural Gas Demand	kBTU/year
Other Asphalt Surfaces	0
Parking Lot	0
High-Cube Fulfillment Center Warehouse	531,097
High-Cube Cold Storage Warehouse	2,229,000
On-Site Cargo Handling Equipment	4,858
TOTAL PROJECT NATURAL GAS DEMAND	***2,764,955***
Electricity Demand	**kWh/year**
Other Asphalt Surfaces	0
Parking Lot	168,700
High-Cube Fulfillment Center Warehouse	17,204,300
High-Cube Cold Storage Warehouse	2,727,910
TOTAL PROJECT ELECTRICITY DEMAND	***20,100,910***

kBTU – kilo-British Thermal Units

4.4.3 Operational Energy Efficiency/Conservation Measures

Energy efficiency/energy conservation attributes of the Project would be complemented by increasingly stringent state and federal regulatory actions addressing vehicle fuel economies and vehicle emissions standards; and enhanced building/utilities energy efficiencies mandated under California building codes (e.g., Title24, California Green Building Standards Code).

Enhanced Vehicle Fuel Efficiencies

Project annual fuel consumption estimates presented previously in Table 4-16 represent likely potential maximums that would occur for the Project. Under subsequent future conditions, average fuel economies of vehicles accessing the Project site can be expected to improve as older, less fuel-efficient vehicles are removed from circulation, and in response to fuel economy and emissions standards imposed on newer vehicles entering the circulation system.

Enhanced fuel economies realized pursuant to federal and state regulatory actions, and related transition of vehicles to alternative energy sources (e.g., electricity, natural gas, biofuels, hydrogen cells) would likely decrease future gasoline fuel demands per VMT. Location of the Project proximate to regional and local roadway systems tends to reduce VMT within the region, acting to reduce regional vehicle energy demands.

The Property Owner/Developer would comply with the City's Transportation Demand Management Ordinance, which includes the provision of on-site bicycle storage facilities and sidewalks and paved pathways from the external pedestrian circulation system to each building.

COMPARISON TO EXISTING OPERATIONS

The Project site is currently occupied by the Kimberly-Clark manufacturing facility includes 1,210,720 sf of existing manufacturing and warehouse buildings.

For purposes of analysis, the energy usage was based on bills provided by the Project Applicant from SCE and the Southern California Gas Company (SoCalGas). Comparison of the existing electrical usage to the proposed Project electrical usage indicate that the Project would use 6,403,510 kWh/year. This increase in electricity use is due to the high-cube cold storage warehouse use proposed by the Project. Alternatively, the Project is anticipated to use less natural gas, approximately 1,205,889,903 kBTU/year, as compared to the existing use.

Construction of the proposed Project would result in less natural gas demand as compared to the existing uses. It should be noted that though the Project would result in a net increase in electricity usage, the Project will comply with the applicable Title 24 standards which would ensure that the Project energy demands would not be inefficient, wasteful, or otherwise unnecessary.

4.5 SUMMARY

4.5.1 CONSTRUCTION ENERGY DEMANDS

The estimated power cost of on-site electricity usage during the construction of the Project is assumed to be approximately $52,272.79. Additionally, based on the assumed power cost, it is estimated that the total electricity usage during construction, after full Project build-out, is calculated to be approximately 654,269 kWh.

Construction equipment used by the Project would result in single event consumption of approximately 390,276 gallons of diesel fuel. Construction equipment use of fuel would not be atypical for the type of construction proposed because there are no aspects of the Project's proposed construction process that are unusual or energy-intensive, and Project construction equipment would conform to the applicable CARB emissions standards, acting to promote equipment fuel efficiencies.

CCR Title 13, Title 13, Motor Vehicles, section 2449(d)(3) Idling, limits idling times of construction vehicles to no more than 5 minutes, thereby precluding unnecessary and wasteful consumption of fuel due to unproductive idling of construction equipment. BACMs inform construction equipment operators of this requirement. Enforcement of idling limitations is realized through periodic site inspections conducted by City building officials, and/or in response to citizen complaints.

Construction worker trips for full construction of the Project would result in the estimated fuel consumption of 159,584 gallons of fuel. Additionally, fuel consumption from construction vendor trips (MHDTs and HHDTs) will total approximately 1,127,451 gallons. Diesel fuel would be

supplied by City and regional commercial vendors. Indirectly, construction energy efficiencies and energy conservation would be achieved using bulk purchases, transport and use of construction materials. The 2019 IEPR released by the CEC has shown that fuel efficiencies are getting better within on and off-road vehicle engines due to more stringent government requirements (18). As supported by the preceding discussions, Project construction energy consumption would not be considered inefficient, wasteful, or otherwise unnecessary.

4.5.2 Operational Energy Demands

Transportation Energy Demands

Annual vehicular trips and related VMT generated by the operational of the Project would result in an estimated 288,450 gallons of fuel consumption per year for LDAs, 26,335 gallons of fuel of LDT1s, 137,761 gallons of fuel for LDT2s, 90,781 gallons for fuel for MDVs, 240,465 gallons of fuel for LHDT1s, 148,169 gallons of fuel for MHDTs, and 1,236,520 gallons for fuel for HHDTs. The total estimated annual fuel consumption from Project generated VMT would result in a fuel demand 2,168,481 gallons of fuel.

Fuel would be provided by current and future commercial vendors. Trip generation and VMT generated by the Project are consistent with other industrial uses of similar scale and configuration, as reflected respectively in the Institute of Transportation Engineers (ITE) Trip Generation Manual (10th Ed., 2017); and CalEEMod. As such, Project operations would not inherently result in excessive and wasteful vehicle trips and VMT, nor excess and wasteful vehicle energy consumption compared to other industrial land uses.

Enhanced fuel economies realized pursuant to federal and state regulatory actions, and related transition of vehicles to alternative energy sources (e.g., electricity, natural gas, biofuels, hydrogen cells) would likely decrease future gasoline fuel demands per VMT. Location of the Project proximate to regional and local roadway systems tends to reduce VMT within the region, acting to reduce regional vehicle energy demands. The Project would implement sidewalks, facilitating and encouraging pedestrian access. Facilitating pedestrian and bicycle access would reduce VMT and associated energy consumption. In compliance with the California Green Building Standards Code and City of Fullerton Municipal Code Section 15.40, the Project would promote the use of bicycles as an alternative mean of transportation by providing short-term and/or long-term bicycle parking accommodations. As supported by the preceding discussions, Project transportation energy consumption would not be considered inefficient, wasteful, or otherwise unnecessary.

Facility Energy Demands

Project facility operational energy demands are estimated at: 2,764,955 kBTU/year of natural gas; and 20,096,710 kWh/year of electricity. Natural gas would be supplied to the Project by SoCalGas; electricity would be supplied by SCE. The Project proposes conventional industrial uses reflecting contemporary energy efficient/energy conserving designs and operational programs. The Project does not propose uses that are inherently energy intensive and the energy demands in total would be comparable to other industrial land use projects of similar scale and configuration.

Lastly, the Project will comply with the applicable Title 24 standards. Compliance itself with applicable Title 24 standards will ensure that the Project energy demands would not be inefficient, wasteful, or otherwise unnecessary.

This page intentionally left blank

5 CONCLUSIONS

5.1 ENERGY IMPACT 1

Result in potentially significant environmental impact due to wasteful, inefficient, or unnecessary consumption of energy resources, during project construction or operation.

As supported by the preceding analyses, Project construction and operations would not result in the inefficient, wasteful or unnecessary consumption of energy. The Project would therefore not cause or result in the need for additional energy producing or transmission facilities. The Project would not engage in wasteful or inefficient uses of energy and aims to achieve energy conservations goals within the State of California.

5.2 ENERGY IMPACT 2

Conflict with or obstruct a state or local plan for renewable energy or energy efficiency.

The Project's consistency with the applicable state and local plans is discussed below.

CONSISTENCY WITH ISTEA

Transportation and access to the Project site is provided by the local and regional roadway systems. The Project would not interfere with, nor otherwise obstruct intermodal transportation plans or projects that may be realized pursuant to the ISTEA because SCAG is not planning for intermodal facilities on or through the Project site.

CONSISTENCY WITH TEA-21

The Project site is located along major transportation corridors with proximate access to the Interstate freeway system. The site selected for the Project facilitates access, acts to reduce vehicle miles traveled, takes advantage of existing infrastructure systems, and promotes land use compatibilities through collocation of similar uses. The Project supports the strong planning processes emphasized under TEA-21. The Project is therefore consistent with, and would not otherwise interfere with, nor obstruct implementation of TEA-21.

CONSISTENCY WITH IEPR

Electricity would be provided to the Project by SCE and natural gas is provided by SoCalGas. SCE's Clean Power and Electrification Pathway (CPEP) white paper and SoCalGas 2018 Corporate Sustainability Report builds on existing state programs and policies. As such, the Project is consistent with, and would not otherwise interfere with, nor obstruct implementation the goals presented in the 2019 IEPR.

The Project's energy demand was compared to the energy usage of the existing Kimberly-Clark manufacturing facility. As previously discussed, Construction of the proposed Project would result in less natural gas demand as compared to the existing uses. It should be noted that though the Project would result in a net increase in electricity usage, the Project will comply with the applicable Title 24 standards which would ensure that the Project energy demands would not be

inefficient, wasteful, or otherwise unnecessary. As such, development of the proposed Project would support the goals presented in the 2019 IEPR.

CONSISTENCY WITH STATE OF CALIFORNIA ENERGY PLAN

Based on the findings in the *Goodman Logistics Center – Fullerton Vehicle Miles Traveled (VMT)* memo (Memo) prepared by Urban Crossroads, Inc., the Project meets the low VMT area screening criteria. Per the *Technical Advisory on Evaluating Transportation Impacts in CEQA* prepare by the Office of Planning and Research, "residential and office/industrial projects that locate in areas with low VMT and that incorporate similar features (density, mixes of uses, and transit accessibility) will tend to exhibit low VMT" (28). The Memo identified the Project to be located within a low VMT area. Additionally, the Project site is located within the Southeast Industrial Focus Area identified in the City of Fullerton General Plan and is designated for Industrial uses. As such, the proposed Project is consistent with the Industrial land use designation. As such, The Project therefore is consistent with, and would not otherwise interfere with, nor obstruct implementation of the State of California Energy Plan.

CONSISTENCY WITH CALIFORNIA CODE TITLE 24, PART 6, ENERGY EFFICIENCY STANDARDS

The 2019 version of Title 24 was adopted by the California Energy Commission (CEC) and became effective on January 1, 2020. It should be noted that the analysis herein assumes compliance with the 2019 Title 24 Standards. It should be noted that the CEC anticipates that nonresidential buildings will use approximately 30% less energy compared to the prior code (19). As such, the CalEEMod defaults for Title 24 – Electricity and Lighting Energy were reduced by 30% in order to reflect consistency with the 2019 Title 24 standard.

CONSISTENCY WITH AB 1493

AB 1493 is not applicable to the Project as it is a statewide measure establishing vehicle emissions standards. No feature of the Project would interfere with implementation of the requirements under AB 1493.

CONSISTENCY WITH RPS

California's Renewable Portfolio Standard is not applicable to the Project as it is a statewide measure that establishes a renewable energy mix. No feature of the Project would interfere with implementation of the requirements under RPS.

CONSISTENCY WITH SB 350

The proposed Project would use energy from SCE, which has committed to diversify its portfolio of energy sources by increasing energy from wind and solar sources. No feature of the Project would interfere with implementation of SB 350. Additionally, the Project would be designed and constructed to implement the energy efficiency measures for new industrial developments and would include several measures designed to reduce energy consumption.

As shown above, the Project would not conflict with any of the state or local plans. As such, a less than significant impact is expected.

This page intentionally left blank

6 REFERENCES

1. **Association of Environmental Professionals.** *2018 CEQA California Environmental Quality Act.* 2018.
2. **Administration, U.S. Energy Information.** California State Profile and Energy Estimates. [Online] https://www.eia.gov/state/data.php?sid=CA#ConsumptionExpenditures.
3. **California Energy Commission.** *Transportation Energy Demand Forecast 2018-2030.* 2018.
4. **Alternate Fuels Data Center. *U.S. Department of Energy.* [Online] https://afdc.energy.gov/states/ca.**
5. **U.S. Energy Information Administration. California Energy Consumption by End-Use Sector. *California State Profile and Energy Estimates.* [Online] https://www.eia.gov/state/?sid=CA#tabs-2.**
6. **California Energy Commission. Total System Electric Generation. *CA.gov.* [Online] https://www.energy.ca.gov/almanac/electricity_data/total_system_power.html.**
7. **Jet fuel consumption, price, and expenditure estimates, 2017. *U.S. Energy Information Administration.* [Online] https://www.eia.gov/state/seds/data.php?incfile=/state/seds/sep_fuel/html/fuel_jf.html.**
8. **State Profile Data: California. *U.S. Energy and Information Administration.* [Online] https://www.eia.gov/state/data.php?sid=CA.**
9. **U.S. Energy Information Administration. State Profile and Energy Estimates. *Independent Statistics and Analysis.* [Online] http://www.eia.gov/state/?sid=CA#tabs2..**
10. **California Energy Commission. 2013 Integrated Energy Policy Report. [Online] 2013. http://www.energy.ca.gov/2013publications/CEC-100-2013-001/CEC-100-2013-001-CMF.pdf.**
11. **—. California Energy Almanac. *Utility Energy Supply Plans from 2013.* [Online] https://www.energy.ca.gov/almanac/electricity_data/s-2_supply_forms_2013/.**
12. **California ISO. Understanding the ISO. [Online] http://www.caiso.com/about/Pages/OurBusiness/UnderstandingtheISO/default.aspx.**
13. **Southern California Edison. 2018 Power Content Label. *Southern California Edison.* [Online] 2018. https://www.sce.com/sites/default/files/inline-files/2018SCEPCL.pdf.**
14. **California Public Utilities Commission. Natural Gas and California. [Online] http://www.cpuc.ca.gov/general.aspx?id=4802.**
15. **Department of Motor Vehicles. *State of California Department of Motor Vehicles Statistics For Publication January Through December 2019.* 2019.**
16. **U.S. Energy Information Administration. Use of Energy in the United States Explained Energy Use for Transportation. [Online] https://www.eia.gov/energyexplained/?page=us_energy_transportation.**
17. **—. Natural Gas Consumption by End Use. [Online] https://www.eia.gov/dnav/ng/ng_cons_sum_dcu_SCA_a.htm.**
18. **California Energy Commission Staff. 2019 Integrated Energy Policy Report Update. [Online] 2019. [Cited: March 26, 2020.] https://ww2.energy.ca.gov/2019_energypolicy/.**
19. **The California Energy Commission. 2019 Building Energy Efficiency Standards . *California Energy Commission.* [Online] 2018.**

https://www.energy.ca.gov/title24/2019standards/documents/2018_Title_24_2019_Building_Standards_FAQ.pdf.

20. California Energy Commission. Renewables Portfolio Standard (RPS). [Online] 2002. http://www.energy.ca.gov/portfolio/.

21. State of California. *California Environmental Quality Act Guideline, California Public Resources Code, Title 14, Division 6, Chapter 3,.*

22. Urban Crossroads, Inc. *Goodman Logistics Center Air Quality Impact Analysis.* 2020.

23. California Air Pollution Control Officers Association (CAPCOA). California Emissions Estimator Model (CalEEMod). [Online] September 2016. www.caleemod.com.

24. California Department of Transportation. EMFAC Software. [Online] http://www.dot.ca.gov/hq/env/air/pages/emfac.htm.

25. Pray, Richard. *2017 National Construction Estimator.* Carlsbad : Craftsman Book Company, 2017.

26. Southern California Edison. Schedule GS-1 General Service. *Regulatory Information - Rates Pricing.* [Online] https://library.sce.com/content/dam/sce-doclib/public/regulatory/tariff/electric/schedules/general-service-&-industrial-rates/ELECTRIC_SCHEDULES_GS-1.pdf.

27. California Air Resources Board. *Methods to Find the Cost-Effectiveness of Funding Air Quality Projects For Evaluating Motor Vehicle Registration Fee Projects And Congestion Mitigation and Air Quality Improvement (CMAQ) Projects, Emission Factor Tables.* 2018.

28. Office of Planning and Research. *Technical Advisory on Evaluating Transportation Impacts in CEQA.* December 2018.

This page intentionally left blank

7 CERTIFICATIONS

The contents of this energy analysis report represent an accurate depiction of the environmental impacts associated with the proposed Goodman Logistics Center Fullerton. The information contained in this energy analysis report is based on the best available data at the time of preparation. If you have any questions, please contact me directly at (949) 336-5987.

Haseeb Qureshi
Associate Principal
URBAN CROSSROADS, INC.
260 E. Baker St., Suite 200
Costa Mesa, CA 92626
(949) 336-5987
hqureshi@urbanxroads.com

EDUCATION

Master of Science in Environmental Studies
California State University, Fullerton • May 2010

Bachelor of Arts in Environmental Analysis and Design
University of California, Irvine • June 2006

PROFESSIONAL AFFILIATIONS

AEP – Association of Environmental Planners
AWMA – Air and Waste Management Association
ASTM – American Society for Testing and Materials

PROFESSIONAL CERTIFICATIONS

Planned Communities and Urban Infill – Urban Land Institute • June 2011
Indoor Air Quality and Industrial Hygiene – EMSL Analytical • April 2008
Principles of Ambient Air Monitoring – California Air Resources Board • August 2007
AB2588 Regulatory Standards – Trinity Consultants • November 2006
Air Dispersion Modeling – Lakes Environmental • June 2006

This page intentionally left blank

APPENDIX 4.1:

CALEEMOD PROJECT ANNUAL CONSTRUCTION EMISSIONS MODEL OUTPUTS

GLC Fullerton (Construction - Unmitigated)

Orange County, Annual

1.0 Project Characteristics

1.1 Land Usage

Land Uses	Size	Metric	Lot Acreage	Floor Surface Area	Population
Refrigerated Warehouse-No Rail	804.69	1000sqft	18.47	804,692.00	0
Unrefrigerated Warehouse-No Rail	804.69	1000sqft	18.47	804,692.00	0
Other Asphalt Surfaces	800.13	1000sqft	18.37	800,133.00	0
Parking Lot	1,175.00	Space	10.79	470,000.00	0

1.2 Other Project Characteristics

Urbanization	Urban	**Wind Speed (m/s)**	2.2	**Precipitation Freq (Days)**	30
Climate Zone	8			**Operational Year**	2022
Utility Company	Southern California Edison				
CO2 Intensity (lb/MWhr)	702.44	**CH4 Intensity (lb/MWhr)**	0.029	**N2O Intensity (lb/MWhr)**	0.006

1.3 User Entered Comments & Non-Default Data

Project Characteristics -

Land Use - Total Project net area is approximately 66.10 acres.

Construction Phase - Construction Schedule based on information provided by the Project Applicant.

Off-road Equipment - Hours based on an 8-hour workday.

Off-road Equipment - Hours based on an 8-hour workday.

Off-road Equipment - Construction Equipment based on information provided by the Project Applicant.

Off-road Equipment - Equipment based on information provided by the Project Applicant.

Off-road Equipment -

Off-road Equipment - Construction Equipment based on information provided by the Project Applicant.

Trips and VMT - Debris will be crushed and reused onsite. Per information provided by the Project Applicant, Demolition activities will result in 697 (one-way) Truck Loads Off-Site

Demolition -

Grading - The analysis conservatively assumes that a maximum 10 acres will be disturbed per day

Architectural Coating - Rule 1113

Vehicle Trips - Construction Run Only.

Energy Use - Construction Run Only.

Water And Wastewater - Construction Run Only.

Solid Waste - Construction Run Only.

Construction Off-road Equipment Mitigation - Rule 403

Vehicle Emission Factors - EMFAC2017

Vehicle Emission Factors - EMFAC2017

Vehicle Emission Factors - EMFAC2017

Table Name	Column Name	Default Value	New Value
tblArchitecturalCoating	EF_Nonresidential_Exterior	100.00	50.00
tblArchitecturalCoating	EF_Nonresidential_Interior	100.00	50.00
tblConstEquipMitigation	NumberOfEquipmentMitigated	0.00	1.00
tblConstEquipMitigation	NumberOfEquipmentMitigated	0.00	1.00

tblConstEquipMitigation	NumberOfEquipmentMitigated	0.00	1.00
tblConstEquipMitigation	NumberOfEquipmentMitigated	0.00	8.00
tblConstEquipMitigation	NumberOfEquipmentMitigated	0.00	1.00
tblConstEquipMitigation	Tier	No Change	Tier 3
tblConstEquipMitigation	Tier	No Change	Tier 3
tblConstEquipMitigation	Tier	No Change	Tier 3
tblConstEquipMitigation	Tier	No Change	Tier 3
tblConstEquipMitigation	Tier	No Change	Tier 4 Final
tblConstructionPhase	NumDays	75.00	144.00
tblConstructionPhase	NumDays	1,110.00	213.00
tblConstructionPhase	NumDays	70.00	122.00
tblConstructionPhase	NumDays	110.00	240.00
tblConstructionPhase	NumDays	75.00	181.00
tblConstructionPhase	NumDays	40.00	105.00
tblEnergyUse	LightingElect	0.35	0.00
tblEnergyUse	LightingElect	2.74	0.00
tblEnergyUse	LightingElect	1.96	0.00
tblEnergyUse	NT24E	19.26	0.00
tblEnergyUse	NT24E	1.61	0.00
tblEnergyUse	NT24NG	0.06	0.00
tblEnergyUse	NT24NG	0.05	0.00
tblEnergyUse	T24E	0.29	0.00
tblEnergyUse	T24E	0.59	0.00
tblEnergyUse	T24NG	0.86	0.00
tblEnergyUse	T24NG	3.88	0.00
tblGrading	AcresOfGrading	2,040.00	2,400.00
tblGrading	AcresOfGrading	0.00	1,050.00

tblGrading	MaterialExported	0.00	3,240.00
tblLandUse	LotAcreage	10.57	10.79
tblOffRoadEquipment	HorsePower	187.00	260.00
tblOffRoadEquipment	HorsePower	247.00	405.00
tblOffRoadEquipment	HorsePower	367.00	407.00
tblOffRoadEquipment	HorsePower	367.00	457.00
tblOffRoadEquipment	HorsePower	97.00	230.00
tblOffRoadEquipment	HorsePower	172.00	330.00
tblOffRoadEquipment	OffRoadEquipmentUnitAmount	1.00	0.00
tblOffRoadEquipment	OffRoadEquipmentUnitAmount	3.00	8.00
tblOffRoadEquipment	OffRoadEquipmentUnitAmount	2.00	0.00
tblOffRoadEquipment	OffRoadEquipmentUnitAmount	1.00	0.00
tblOffRoadEquipment	OffRoadEquipmentUnitAmount	2.00	6.00
tblOffRoadEquipment	OffRoadEquipmentUnitAmount	2.00	1.00
tblOffRoadEquipment	UsageHours	6.00	8.00
tblOffRoadEquipment	UsageHours	7.00	8.00
tblOffRoadEquipment	UsageHours	7.00	8.00
tblSolidWaste	SolidWasteGenerationRate	756.41	0.00
tblSolidWaste	SolidWasteGenerationRate	756.41	0.00
tblTripsAndVMT	HaulingTripLength	20.00	26.36
tblTripsAndVMT	HaulingTripNumber	17,580.00	1,394.00
tblVehicleEF	HHD	0.58	0.03
tblVehicleEF	HHD	0.16	0.14
tblVehicleEF	HHD	0.07	1.0000e-006
tblVehicleEF	HHD	2.24	5.67
tblVehicleEF	HHD	1.31	0.71
tblVehicleEF	HHD	4.03	0.01

tblVehicleEF	HHD	4,069.38	1,071.37
tblVehicleEF	HHD	1,661.35	1,472.58
tblVehicleEF	HHD	12.98	0.08
tblVehicleEF	HHD	18.80	5.84
tblVehicleEF	HHD	3.54	3.30
tblVehicleEF	HHD	0.02	3.7940e-003
tblVehicleEF	HHD	0.06	0.06
tblVehicleEF	HHD	0.03	0.04
tblVehicleEF	HHD	0.01	0.03
tblVehicleEF	HHD	1.1900e-004	1.0000e-006
tblVehicleEF	HHD	0.02	3.6300e-003
tblVehicleEF	HHD	0.03	0.03
tblVehicleEF	HHD	8.6720e-003	8.7660e-003
tblVehicleEF	HHD	0.01	0.03
tblVehicleEF	HHD	1.0900e-004	1.0000e-006
tblVehicleEF	HHD	1.1400e-004	5.0000e-006
tblVehicleEF	HHD	4.7360e-003	2.0100e-004
tblVehicleEF	HHD	0.53	0.41
tblVehicleEF	HHD	8.6000e-005	3.0000e-006
tblVehicleEF	HHD	0.12	0.07
tblVehicleEF	HHD	4.2900e-004	9.3000e-004
tblVehicleEF	HHD	0.09	4.0000e-006
tblVehicleEF	HHD	0.04	9.8130e-003
tblVehicleEF	HHD	0.01	0.01
tblVehicleEF	HHD	1.9600e-004	1.0000e-006
tblVehicleEF	HHD	1.1400e-004	5.0000e-006
tblVehicleEF	HHD	4.7360e-003	2.0100e-004

tblVehicleEF	HHD	0.64	0.47
tblVehicleEF	HHD	8.6000e-005	3.0000e-006
tblVehicleEF	HHD	0.30	0.22
tblVehicleEF	HHD	4.2900e-004	9.3000e-004
tblVehicleEF	HHD	0.10	5.0000e-006
tblVehicleEF	HHD	0.55	0.03
tblVehicleEF	HHD	0.16	0.14
tblVehicleEF	HHD	0.07	1.0000e-006
tblVehicleEF	HHD	1.62	5.55
tblVehicleEF	HHD	1.31	0.71
tblVehicleEF	HHD	3.84	0.01
tblVehicleEF	HHD	4,310.95	1,068.30
tblVehicleEF	HHD	1,661.35	1,472.58
tblVehicleEF	HHD	12.98	0.08
tblVehicleEF	HHD	19.40	5.67
tblVehicleEF	HHD	3.35	3.12
tblVehicleEF	HHD	0.01	3.3070e-003
tblVehicleEF	HHD	0.06	0.06
tblVehicleEF	HHD	0.03	0.04
tblVehicleEF	HHD	0.01	0.03
tblVehicleEF	HHD	1.1900e-004	1.0000e-006
tblVehicleEF	HHD	0.01	3.1640e-003
tblVehicleEF	HHD	0.03	0.03
tblVehicleEF	HHD	8.6720e-003	8.7660e-003
tblVehicleEF	HHD	0.01	0.03
tblVehicleEF	HHD	1.0900e-004	1.0000e-006
tblVehicleEF	HHD	1.6300e-004	7.0000e-006

tblVehicleEF	HHD	4.8280e-003	2.0400e-004
tblVehicleEF	HHD	0.50	0.43
tblVehicleEF	HHD	1.2000e-004	5.0000e-006
tblVehicleEF	HHD	0.12	0.07
tblVehicleEF	HHD	4.1400e-004	9.1300e-004
tblVehicleEF	HHD	0.09	4.0000e-006
tblVehicleEF	HHD	0.04	9.7840e-003
tblVehicleEF	HHD	0.01	0.01
tblVehicleEF	HHD	1.9300e-004	1.0000e-006
tblVehicleEF	HHD	1.6300e-004	7.0000e-006
tblVehicleEF	HHD	4.8280e-003	2.0400e-004
tblVehicleEF	HHD	0.60	0.50
tblVehicleEF	HHD	1.2000e-004	5.0000e-006
tblVehicleEF	HHD	0.30	0.22
tblVehicleEF	HHD	4.1400e-004	9.1300e-004
tblVehicleEF	HHD	0.10	4.0000e-006
tblVehicleEF	HHD	0.63	0.02
tblVehicleEF	HHD	0.16	2.9240e-003
tblVehicleEF	HHD	0.07	1.0000e-006
tblVehicleEF	HHD	3.08	5.67
tblVehicleEF	HHD	1.30	0.31
tblVehicleEF	HHD	4.07	0.01
tblVehicleEF	HHD	3,735.78	1,043.04
tblVehicleEF	HHD	1,661.35	1,373.81
tblVehicleEF	HHD	12.98	0.08
tblVehicleEF	HHD	17.96	5.87
tblVehicleEF	HHD	3.48	3.16

tblVehicleEF	HHD	0.02	4.0580e-003
tblVehicleEF	HHD	0.06	0.06
tblVehicleEF	HHD	0.03	0.03
tblVehicleEF	HHD	0.01	0.03
tblVehicleEF	HHD	1.1900e-004	1.0000e-006
tblVehicleEF	HHD	0.02	3.8830e-003
tblVehicleEF	HHD	0.03	0.03
tblVehicleEF	HHD	8.6720e-003	8.5030e-003
tblVehicleEF	HHD	0.01	0.03
tblVehicleEF	HHD	1.0900e-004	1.0000e-006
tblVehicleEF	HHD	1.1200e-004	5.0000e-006
tblVehicleEF	HHD	5.0860e-003	2.2300e-004
tblVehicleEF	HHD	0.58	0.38
tblVehicleEF	HHD	8.6000e-005	4.0000e-006
tblVehicleEF	HHD	0.12	0.06
tblVehicleEF	HHD	4.6600e-004	9.9300e-004
tblVehicleEF	HHD	0.09	4.0000e-006
tblVehicleEF	HHD	0.03	9.8540e-003
tblVehicleEF	HHD	0.01	0.01
tblVehicleEF	HHD	1.9600e-004	1.0000e-006
tblVehicleEF	HHD	1.1200e-004	5.0000e-006
tblVehicleEF	HHD	5.0860e-003	2.2300e-004
tblVehicleEF	HHD	0.69	0.43
tblVehicleEF	HHD	8.6000e-005	4.0000e-006
tblVehicleEF	HHD	0.30	0.07
tblVehicleEF	HHD	4.6600e-004	9.9300e-004
tblVehicleEF	HHD	0.10	5.0000e-006

tblVehicleEF	LDA	3.9360e-003	2.3280e-003
tblVehicleEF	LDA	4.5350e-003	0.05
tblVehicleEF	LDA	0.55	0.63
tblVehicleEF	LDA	1.00	2.05
tblVehicleEF	LDA	252.97	257.52
tblVehicleEF	LDA	56.16	52.62
tblVehicleEF	LDA	0.04	0.03
tblVehicleEF	LDA	1.8750e-003	1.5810e-003
tblVehicleEF	LDA	2.2640e-003	1.8330e-003
tblVehicleEF	LDA	1.7270e-003	1.4560e-003
tblVehicleEF	LDA	2.0810e-003	1.6860e-003
tblVehicleEF	LDA	0.03	0.05
tblVehicleEF	LDA	0.09	0.09
tblVehicleEF	LDA	0.03	0.05
tblVehicleEF	LDA	9.9340e-003	8.8060e-003
tblVehicleEF	LDA	0.04	0.20
tblVehicleEF	LDA	0.06	0.21
tblVehicleEF	LDA	2.5330e-003	2.5470e-003
tblVehicleEF	LDA	5.7800e-004	5.2100e-004
tblVehicleEF	LDA	0.03	0.05
tblVehicleEF	LDA	0.09	0.09
tblVehicleEF	LDA	0.03	0.05
tblVehicleEF	LDA	0.01	0.01
tblVehicleEF	LDA	0.04	0.20
tblVehicleEF	LDA	0.07	0.23
tblVehicleEF	LDA	4.1570e-003	2.4790e-003
tblVehicleEF	LDA	4.0770e-003	0.04

tblVehicleEF	LDA	0.60	0.68
tblVehicleEF	LDA	0.87	1.77
tblVehicleEF	LDA	263.60	268.06
tblVehicleEF	LDA	56.16	52.11
tblVehicleEF	LDA	0.04	0.03
tblVehicleEF	LDA	1.8750e-003	1.5810e-003
tblVehicleEF	LDA	2.2640e-003	1.8330e-003
tblVehicleEF	LDA	1.7270e-003	1.4560e-003
tblVehicleEF	LDA	2.0810e-003	1.6860e-003
tblVehicleEF	LDA	0.05	0.07
tblVehicleEF	LDA	0.09	0.09
tblVehicleEF	LDA	0.04	0.06
tblVehicleEF	LDA	0.01	9.2950e-003
tblVehicleEF	LDA	0.04	0.19
tblVehicleEF	LDA	0.05	0.19
tblVehicleEF	LDA	2.6400e-003	2.6520e-003
tblVehicleEF	LDA	5.7600e-004	5.1600e-004
tblVehicleEF	LDA	0.05	0.07
tblVehicleEF	LDA	0.09	0.09
tblVehicleEF	LDA	0.04	0.06
tblVehicleEF	LDA	0.02	0.01
tblVehicleEF	LDA	0.04	0.19
tblVehicleEF	LDA	0.06	0.21
tblVehicleEF	LDA	3.8610e-003	2.2810e-003
tblVehicleEF	LDA	4.6290e-003	0.05
tblVehicleEF	LDA	0.53	0.61
tblVehicleEF	LDA	1.03	2.12

tblVehicleEF	LDA	249.05	253.63
tblVehicleEF	LDA	56.16	52.74
tblVehicleEF	LDA	0.04	0.03
tblVehicleEF	LDA	1.8750e-003	1.5810e-003
tblVehicleEF	LDA	2.2640e-003	1.8330e-003
tblVehicleEF	LDA	1.7270e-003	1.4560e-003
tblVehicleEF	LDA	2.0810e-003	1.6860e-003
tblVehicleEF	LDA	0.03	0.05
tblVehicleEF	LDA	0.09	0.10
tblVehicleEF	LDA	0.03	0.05
tblVehicleEF	LDA	9.7480e-003	8.6410e-003
tblVehicleEF	LDA	0.04	0.23
tblVehicleEF	LDA	0.06	0.21
tblVehicleEF	LDA	2.4930e-003	2.5090e-003
tblVehicleEF	LDA	5.7900e-004	5.2200e-004
tblVehicleEF	LDA	0.03	0.05
tblVehicleEF	LDA	0.09	0.10
tblVehicleEF	LDA	0.03	0.05
tblVehicleEF	LDA	0.01	0.01
tblVehicleEF	LDA	0.04	0.23
tblVehicleEF	LDA	0.07	0.23
tblVehicleEF	LDT1	8.9890e-003	5.4220e-003
tblVehicleEF	LDT1	0.01	0.07
tblVehicleEF	LDT1	1.10	1.13
tblVehicleEF	LDT1	2.48	2.25
tblVehicleEF	LDT1	313.91	304.64
tblVehicleEF	LDT1	69.94	63.35

tblVehicleEF	LDT1	0.10	0.09
tblVehicleEF	LDT1	2.4600e-003	2.1320e-003
tblVehicleEF	LDT1	3.1560e-003	2.4680e-003
tblVehicleEF	LDT1	2.2640e-003	1.9610e-003
tblVehicleEF	LDT1	2.9020e-003	2.2690e-003
tblVehicleEF	LDT1	0.11	0.11
tblVehicleEF	LDT1	0.24	0.18
tblVehicleEF	LDT1	0.10	0.10
tblVehicleEF	LDT1	0.02	0.02
tblVehicleEF	LDT1	0.15	0.62
tblVehicleEF	LDT1	0.17	0.33
tblVehicleEF	LDT1	3.1510e-003	3.0150e-003
tblVehicleEF	LDT1	7.4300e-004	6.2700e-004
tblVehicleEF	LDT1	0.11	0.11
tblVehicleEF	LDT1	0.24	0.18
tblVehicleEF	LDT1	0.10	0.10
tblVehicleEF	LDT1	0.03	0.03
tblVehicleEF	LDT1	0.15	0.62
tblVehicleEF	LDT1	0.19	0.36
tblVehicleEF	LDT1	9.4340e-003	5.7300e-003
tblVehicleEF	LDT1	0.01	0.06
tblVehicleEF	LDT1	1.18	1.23
tblVehicleEF	LDT1	2.14	1.93
tblVehicleEF	LDT1	326.59	315.43
tblVehicleEF	LDT1	69.94	62.74
tblVehicleEF	LDT1	0.09	0.08
tblVehicleEF	LDT1	2.4600e-003	2.1320e-003

tblVehicleEF	LDT1	3.1560e-003	2.4680e-003
tblVehicleEF	LDT1	2.2640e-003	1.9610e-003
tblVehicleEF	LDT1	2.9020e-003	2.2690e-003
tblVehicleEF	LDT1	0.16	0.17
tblVehicleEF	LDT1	0.25	0.19
tblVehicleEF	LDT1	0.13	0.14
tblVehicleEF	LDT1	0.02	0.02
tblVehicleEF	LDT1	0.14	0.57
tblVehicleEF	LDT1	0.15	0.29
tblVehicleEF	LDT1	3.2790e-003	3.1210e-003
tblVehicleEF	LDT1	7.3700e-004	6.2100e-004
tblVehicleEF	LDT1	0.16	0.17
tblVehicleEF	LDT1	0.25	0.19
tblVehicleEF	LDT1	0.13	0.14
tblVehicleEF	LDT1	0.03	0.04
tblVehicleEF	LDT1	0.14	0.57
tblVehicleEF	LDT1	0.17	0.32
tblVehicleEF	LDT1	8.8330e-003	5.3230e-003
tblVehicleEF	LDT1	0.01	0.07
tblVehicleEF	LDT1	1.06	1.10
tblVehicleEF	LDT1	2.56	2.31
tblVehicleEF	LDT1	309.22	300.66
tblVehicleEF	LDT1	69.94	63.48
tblVehicleEF	LDT1	0.10	0.09
tblVehicleEF	LDT1	2.4600e-003	2.1320e-003
tblVehicleEF	LDT1	3.1560e-003	2.4680e-003
tblVehicleEF	LDT1	2.2640e-003	1.9610e-003

tblVehicleEF	LDT1	2.9020e-003	2.2690e-003
tblVehicleEF	LDT1	0.11	0.12
tblVehicleEF	LDT1	0.27	0.20
tblVehicleEF	LDT1	0.10	0.10
tblVehicleEF	LDT1	0.02	0.02
tblVehicleEF	LDT1	0.18	0.73
tblVehicleEF	LDT1	0.17	0.33
tblVehicleEF	LDT1	3.1040e-003	2.9750e-003
tblVehicleEF	LDT1	7.4400e-004	6.2800e-004
tblVehicleEF	LDT1	0.11	0.12
tblVehicleEF	LDT1	0.27	0.20
tblVehicleEF	LDT1	0.10	0.10
tblVehicleEF	LDT1	0.03	0.03
tblVehicleEF	LDT1	0.18	0.73
tblVehicleEF	LDT1	0.19	0.37
tblVehicleEF	LDT2	5.3680e-003	3.6520e-003
tblVehicleEF	LDT2	5.9420e-003	0.06
tblVehicleEF	LDT2	0.70	0.85
tblVehicleEF	LDT2	1.29	2.61
tblVehicleEF	LDT2	356.05	329.20
tblVehicleEF	LDT2	79.07	68.88
tblVehicleEF	LDT2	0.06	0.06
tblVehicleEF	LDT2	1.8190e-003	1.5690e-003
tblVehicleEF	LDT2	2.2300e-003	1.7540e-003
tblVehicleEF	LDT2	1.6730e-003	1.4440e-003
tblVehicleEF	LDT2	2.0500e-003	1.6130e-003
tblVehicleEF	LDT2	0.04	0.07

tblVehicleEF	LDT2	0.10	0.12
tblVehicleEF	LDT2	0.05	0.07
tblVehicleEF	LDT2	0.01	0.01
tblVehicleEF	LDT2	0.06	0.38
tblVehicleEF	LDT2	0.08	0.29
tblVehicleEF	LDT2	3.5650e-003	3.2570e-003
tblVehicleEF	LDT2	8.1200e-004	6.8200e-004
tblVehicleEF	LDT2	0.04	0.07
tblVehicleEF	LDT2	0.10	0.12
tblVehicleEF	LDT2	0.05	0.07
tblVehicleEF	LDT2	0.02	0.02
tblVehicleEF	LDT2	0.06	0.38
tblVehicleEF	LDT2	0.09	0.32
tblVehicleEF	LDT2	5.6680e-003	3.8780e-003
tblVehicleEF	LDT2	5.3490e-003	0.06
tblVehicleEF	LDT2	0.76	0.92
tblVehicleEF	LDT2	1.12	2.24
tblVehicleEF	LDT2	370.66	339.75
tblVehicleEF	LDT2	79.07	68.21
tblVehicleEF	LDT2	0.06	0.06
tblVehicleEF	LDT2	1.8190e-003	1.5690e-003
tblVehicleEF	LDT2	2.2300e-003	1.7540e-003
tblVehicleEF	LDT2	1.6730e-003	1.4440e-003
tblVehicleEF	LDT2	2.0500e-003	1.6130e-003
tblVehicleEF	LDT2	0.06	0.10
tblVehicleEF	LDT2	0.10	0.12
tblVehicleEF	LDT2	0.06	0.10

tblVehicleEF	LDT2	0.01	0.02
tblVehicleEF	LDT2	0.05	0.36
tblVehicleEF	LDT2	0.07	0.26
tblVehicleEF	LDT2	3.7120e-003	3.3610e-003
tblVehicleEF	LDT2	8.0900e-004	6.7500e-004
tblVehicleEF	LDT2	0.06	0.10
tblVehicleEF	LDT2	0.10	0.12
tblVehicleEF	LDT2	0.06	0.10
tblVehicleEF	LDT2	0.02	0.02
tblVehicleEF	LDT2	0.05	0.36
tblVehicleEF	LDT2	0.08	0.29
tblVehicleEF	LDT2	5.2670e-003	3.5810e-003
tblVehicleEF	LDT2	6.0640e-003	0.07
tblVehicleEF	LDT2	0.68	0.82
tblVehicleEF	LDT2	1.32	2.68
tblVehicleEF	LDT2	350.66	325.31
tblVehicleEF	LDT2	79.07	69.03
tblVehicleEF	LDT2	0.06	0.06
tblVehicleEF	LDT2	1.8190e-003	1.5690e-003
tblVehicleEF	LDT2	2.2300e-003	1.7540e-003
tblVehicleEF	LDT2	1.6730e-003	1.4440e-003
tblVehicleEF	LDT2	2.0500e-003	1.6130e-003
tblVehicleEF	LDT2	0.04	0.07
tblVehicleEF	LDT2	0.11	0.13
tblVehicleEF	LDT2	0.05	0.07
tblVehicleEF	LDT2	0.01	0.01
tblVehicleEF	LDT2	0.07	0.45

tblVehicleEF	LDT2	0.08	0.30
tblVehicleEF	LDT2	3.5110e-003	3.2180e-003
tblVehicleEF	LDT2	8.1300e-004	6.8300e-004
tblVehicleEF	LDT2	0.04	0.07
tblVehicleEF	LDT2	0.11	0.13
tblVehicleEF	LDT2	0.05	0.07
tblVehicleEF	LDT2	0.02	0.02
tblVehicleEF	LDT2	0.07	0.45
tblVehicleEF	LDT2	0.09	0.33
tblVehicleEF	LHD1	5.4230e-003	5.5990e-003
tblVehicleEF	LHD1	9.3000e-003	4.5130e-003
tblVehicleEF	LHD1	0.02	0.02
tblVehicleEF	LHD1	0.15	0.19
tblVehicleEF	LHD1	0.70	0.51
tblVehicleEF	LHD1	2.36	1.04
tblVehicleEF	LHD1	9.04	9.00
tblVehicleEF	LHD1	595.62	655.78
tblVehicleEF	LHD1	32.10	12.06
tblVehicleEF	LHD1	0.08	0.06
tblVehicleEF	LHD1	1.16	0.73
tblVehicleEF	LHD1	8.6900e-004	7.8400e-004
tblVehicleEF	LHD1	0.01	9.7030e-003
tblVehicleEF	LHD1	0.01	6.9260e-003
tblVehicleEF	LHD1	8.6500e-004	2.4300e-004
tblVehicleEF	LHD1	8.3100e-004	7.5100e-004
tblVehicleEF	LHD1	2.5300e-003	2.4260e-003
tblVehicleEF	LHD1	9.6520e-003	6.6010e-003

tblVehicleEF	LHD1	7.9500e-004	2.2400e-004
tblVehicleEF	LHD1	2.7120e-003	2.1290e-003
tblVehicleEF	LHD1	0.09	0.07
tblVehicleEF	LHD1	0.02	0.02
tblVehicleEF	LHD1	1.7400e-003	1.3620e-003
tblVehicleEF	LHD1	0.06	0.04
tblVehicleEF	LHD1	0.28	0.44
tblVehicleEF	LHD1	0.24	0.07
tblVehicleEF	LHD1	9.1000e-005	8.7000e-005
tblVehicleEF	LHD1	5.8430e-003	6.4010e-003
tblVehicleEF	LHD1	3.6600e-004	1.1900e-004
tblVehicleEF	LHD1	2.7120e-003	2.1290e-003
tblVehicleEF	LHD1	0.09	0.07
tblVehicleEF	LHD1	0.02	0.03
tblVehicleEF	LHD1	1.7400e-003	1.3620e-003
tblVehicleEF	LHD1	0.07	0.05
tblVehicleEF	LHD1	0.28	0.44
tblVehicleEF	LHD1	0.27	0.08
tblVehicleEF	LHD1	5.4230e-003	5.6110e-003
tblVehicleEF	LHD1	9.4800e-003	4.5890e-003
tblVehicleEF	LHD1	0.02	0.01
tblVehicleEF	LHD1	0.15	0.19
tblVehicleEF	LHD1	0.71	0.52
tblVehicleEF	LHD1	2.26	1.00
tblVehicleEF	LHD1	9.04	9.00
tblVehicleEF	LHD1	595.62	655.80
tblVehicleEF	LHD1	32.10	11.99

tblVehicleEF	LHD1	0.08	0.06
tblVehicleEF	LHD1	1.10	0.69
tblVehicleEF	LHD1	8.6900e-004	7.8400e-004
tblVehicleEF	LHD1	0.01	9.7030e-003
tblVehicleEF	LHD1	0.01	6.9260e-003
tblVehicleEF	LHD1	8.6500e-004	2.4300e-004
tblVehicleEF	LHD1	8.3100e-004	7.5100e-004
tblVehicleEF	LHD1	2.5300e-003	2.4260e-003
tblVehicleEF	LHD1	9.6520e-003	6.6010e-003
tblVehicleEF	LHD1	7.9500e-004	2.2400e-004
tblVehicleEF	LHD1	3.7830e-003	2.9790e-003
tblVehicleEF	LHD1	0.09	0.07
tblVehicleEF	LHD1	0.02	0.02
tblVehicleEF	LHD1	2.3550e-003	1.8560e-003
tblVehicleEF	LHD1	0.06	0.04
tblVehicleEF	LHD1	0.27	0.43
tblVehicleEF	LHD1	0.23	0.07
tblVehicleEF	LHD1	9.1000e-005	8.7000e-005
tblVehicleEF	LHD1	5.8430e-003	6.4020e-003
tblVehicleEF	LHD1	3.6400e-004	1.1900e-004
tblVehicleEF	LHD1	3.7830e-003	2.9790e-003
tblVehicleEF	LHD1	0.09	0.07
tblVehicleEF	LHD1	0.02	0.03
tblVehicleEF	LHD1	2.3550e-003	1.8560e-003
tblVehicleEF	LHD1	0.07	0.05
tblVehicleEF	LHD1	0.27	0.43
tblVehicleEF	LHD1	0.26	0.08

tblVehicleEF	LHD1	5.4230e-003	5.5970e-003
tblVehicleEF	LHD1	9.2520e-003	4.4920e-003
tblVehicleEF	LHD1	0.02	0.02
tblVehicleEF	LHD1	0.15	0.19
tblVehicleEF	LHD1	0.70	0.51
tblVehicleEF	LHD1	2.38	1.05
tblVehicleEF	LHD1	9.04	9.00
tblVehicleEF	LHD1	595.62	655.78
tblVehicleEF	LHD1	32.10	12.08
tblVehicleEF	LHD1	0.08	0.06
tblVehicleEF	LHD1	1.14	0.72
tblVehicleEF	LHD1	8.6900e-004	7.8400e-004
tblVehicleEF	LHD1	0.01	9.7030e-003
tblVehicleEF	LHD1	0.01	6.9260e-003
tblVehicleEF	LHD1	8.6500e-004	2.4300e-004
tblVehicleEF	LHD1	8.3100e-004	7.5100e-004
tblVehicleEF	LHD1	2.5300e-003	2.4260e-003
tblVehicleEF	LHD1	9.6520e-003	6.6010e-003
tblVehicleEF	LHD1	7.9500e-004	2.2400e-004
tblVehicleEF	LHD1	2.8100e-003	2.2130e-003
tblVehicleEF	LHD1	0.10	0.08
tblVehicleEF	LHD1	0.02	0.02
tblVehicleEF	LHD1	1.7580e-003	1.3810e-003
tblVehicleEF	LHD1	0.06	0.04
tblVehicleEF	LHD1	0.30	0.48
tblVehicleEF	LHD1	0.24	0.07
tblVehicleEF	LHD1	9.1000e-005	8.7000e-005

tblVehicleEF	LHD1	5.8430e-003	6.4010e-003
tblVehicleEF	LHD1	3.6600e-004	1.1900e-004
tblVehicleEF	LHD1	2.8100e-003	2.2130e-003
tblVehicleEF	LHD1	0.10	0.08
tblVehicleEF	LHD1	0.02	0.03
tblVehicleEF	LHD1	1.7580e-003	1.3810e-003
tblVehicleEF	LHD1	0.07	0.05
tblVehicleEF	LHD1	0.30	0.48
tblVehicleEF	LHD1	0.27	0.08
tblVehicleEF	LHD2	3.9700e-003	4.0620e-003
tblVehicleEF	LHD2	3.7300e-003	3.3390e-003
tblVehicleEF	LHD2	8.2200e-003	0.01
tblVehicleEF	LHD2	0.13	0.15
tblVehicleEF	LHD2	0.32	0.37
tblVehicleEF	LHD2	1.26	0.72
tblVehicleEF	LHD2	13.68	13.58
tblVehicleEF	LHD2	611.53	666.20
tblVehicleEF	LHD2	27.56	9.64
tblVehicleEF	LHD2	0.10	0.09
tblVehicleEF	LHD2	0.75	0.83
tblVehicleEF	LHD2	1.1750e-003	1.2260e-003
tblVehicleEF	LHD2	0.01	0.01
tblVehicleEF	LHD2	9.2630e-003	9.8980e-003
tblVehicleEF	LHD2	4.3200e-004	1.4100e-004
tblVehicleEF	LHD2	1.1240e-003	1.1730e-003
tblVehicleEF	LHD2	2.6560e-003	2.6250e-003
tblVehicleEF	LHD2	8.8500e-003	9.4560e-003

tblVehicleEF	LHD2	3.9700e-004	1.3000e-004
tblVehicleEF	LHD2	1.0630e-003	1.3680e-003
tblVehicleEF	LHD2	0.04	0.05
tblVehicleEF	LHD2	0.01	0.02
tblVehicleEF	LHD2	7.2900e-004	8.9600e-004
tblVehicleEF	LHD2	0.04	0.05
tblVehicleEF	LHD2	0.08	0.28
tblVehicleEF	LHD2	0.11	0.05
tblVehicleEF	LHD2	1.3400e-004	1.3000e-004
tblVehicleEF	LHD2	5.9580e-003	6.4500e-003
tblVehicleEF	LHD2	2.9900e-004	9.5000e-005
tblVehicleEF	LHD2	1.0630e-003	1.3680e-003
tblVehicleEF	LHD2	0.04	0.05
tblVehicleEF	LHD2	0.02	0.03
tblVehicleEF	LHD2	7.2900e-004	8.9600e-004
tblVehicleEF	LHD2	0.05	0.05
tblVehicleEF	LHD2	0.08	0.28
tblVehicleEF	LHD2	0.12	0.06
tblVehicleEF	LHD2	3.9700e-003	4.0700e-003
tblVehicleEF	LHD2	3.7710e-003	3.3710e-003
tblVehicleEF	LHD2	7.9600e-003	0.01
tblVehicleEF	LHD2	0.13	0.15
tblVehicleEF	LHD2	0.33	0.37
tblVehicleEF	LHD2	1.21	0.69
tblVehicleEF	LHD2	13.68	13.58
tblVehicleEF	LHD2	611.53	666.20
tblVehicleEF	LHD2	27.56	9.59

tblVehicleEF	LHD2	0.10	0.09
tblVehicleEF	LHD2	0.71	0.79
tblVehicleEF	LHD2	1.1750e-003	1.2260e-003
tblVehicleEF	LHD2	0.01	0.01
tblVehicleEF	LHD2	9.2630e-003	9.8980e-003
tblVehicleEF	LHD2	4.3200e-004	1.4100e-004
tblVehicleEF	LHD2	1.1240e-003	1.1730e-003
tblVehicleEF	LHD2	2.6560e-003	2.6250e-003
tblVehicleEF	LHD2	8.8500e-003	9.4560e-003
tblVehicleEF	LHD2	3.9700e-004	1.3000e-004
tblVehicleEF	LHD2	1.4890e-003	1.9160e-003
tblVehicleEF	LHD2	0.04	0.05
tblVehicleEF	LHD2	0.01	0.02
tblVehicleEF	LHD2	9.9000e-004	1.2200e-003
tblVehicleEF	LHD2	0.04	0.05
tblVehicleEF	LHD2	0.08	0.27
tblVehicleEF	LHD2	0.11	0.05
tblVehicleEF	LHD2	1.3400e-004	1.3000e-004
tblVehicleEF	LHD2	5.9580e-003	6.4500e-003
tblVehicleEF	LHD2	2.9800e-004	9.5000e-005
tblVehicleEF	LHD2	1.4890e-003	1.9160e-003
tblVehicleEF	LHD2	0.04	0.05
tblVehicleEF	LHD2	0.02	0.03
tblVehicleEF	LHD2	9.9000e-004	1.2200e-003
tblVehicleEF	LHD2	0.05	0.05
tblVehicleEF	LHD2	0.08	0.27
tblVehicleEF	LHD2	0.12	0.05

tblVehicleEF	LHD2	3.9700e-003	4.0600e-003
tblVehicleEF	LHD2	3.7190e-003	3.3310e-003
tblVehicleEF	LHD2	8.2730e-003	0.01
tblVehicleEF	LHD2	0.13	0.15
tblVehicleEF	LHD2	0.32	0.37
tblVehicleEF	LHD2	1.27	0.72
tblVehicleEF	LHD2	13.68	13.58
tblVehicleEF	LHD2	611.53	666.20
tblVehicleEF	LHD2	27.56	9.65
tblVehicleEF	LHD2	0.10	0.09
tblVehicleEF	LHD2	0.74	0.82
tblVehicleEF	LHD2	1.1750e-003	1.2260e-003
tblVehicleEF	LHD2	0.01	0.01
tblVehicleEF	LHD2	9.2630e-003	9.8980e-003
tblVehicleEF	LHD2	4.3200e-004	1.4100e-004
tblVehicleEF	LHD2	1.1240e-003	1.1730e-003
tblVehicleEF	LHD2	2.6560e-003	2.6250e-003
tblVehicleEF	LHD2	8.8500e-003	9.4560e-003
tblVehicleEF	LHD2	3.9700e-004	1.3000e-004
tblVehicleEF	LHD2	1.0710e-003	1.3980e-003
tblVehicleEF	LHD2	0.04	0.05
tblVehicleEF	LHD2	0.01	0.02
tblVehicleEF	LHD2	7.2500e-004	8.9100e-004
tblVehicleEF	LHD2	0.04	0.05
tblVehicleEF	LHD2	0.09	0.31
tblVehicleEF	LHD2	0.11	0.05
tblVehicleEF	LHD2	1.3400e-004	1.3000e-004

tblVehicleEF	LHD2	5.9580e-003	6.4500e-003
tblVehicleEF	LHD2	2.9900e-004	9.5000e-005
tblVehicleEF	LHD2	1.0710e-003	1.3980e-003
tblVehicleEF	LHD2	0.04	0.05
tblVehicleEF	LHD2	0.02	0.03
tblVehicleEF	LHD2	7.2500e-004	8.9100e-004
tblVehicleEF	LHD2	0.05	0.05
tblVehicleEF	LHD2	0.09	0.31
tblVehicleEF	LHD2	0.12	0.06
tblVehicleEF	MCY	0.49	0.35
tblVehicleEF	MCY	0.15	0.24
tblVehicleEF	MCY	18.34	18.60
tblVehicleEF	MCY	9.57	8.45
tblVehicleEF	MCY	178.02	214.46
tblVehicleEF	MCY	44.92	59.78
tblVehicleEF	MCY	1.12	1.12
tblVehicleEF	MCY	2.1850e-003	2.1650e-003
tblVehicleEF	MCY	3.8230e-003	3.2010e-003
tblVehicleEF	MCY	2.0420e-003	2.0240e-003
tblVehicleEF	MCY	3.6010e-003	3.0140e-003
tblVehicleEF	MCY	1.13	1.15
tblVehicleEF	MCY	0.68	0.70
tblVehicleEF	MCY	0.70	0.72
tblVehicleEF	MCY	2.37	2.38
tblVehicleEF	MCY	0.64	2.00
tblVehicleEF	MCY	2.04	1.81
tblVehicleEF	MCY	2.1510e-003	2.1220e-003

tblVehicleEF	MCY	6.6600e-004	5.9200e-004
tblVehicleEF	MCY	1.13	1.15
tblVehicleEF	MCY	0.68	0.70
tblVehicleEF	MCY	0.70	0.72
tblVehicleEF	MCY	2.94	2.95
tblVehicleEF	MCY	0.64	2.00
tblVehicleEF	MCY	2.22	1.97
tblVehicleEF	MCY	0.48	0.34
tblVehicleEF	MCY	0.13	0.21
tblVehicleEF	MCY	17.67	17.90
tblVehicleEF	MCY	8.81	7.75
tblVehicleEF	MCY	178.02	213.15
tblVehicleEF	MCY	44.92	58.02
tblVehicleEF	MCY	0.98	0.98
tblVehicleEF	MCY	2.1850e-003	2.1650e-003
tblVehicleEF	MCY	3.8230e-003	3.2010e-003
tblVehicleEF	MCY	2.0420e-003	2.0240e-003
tblVehicleEF	MCY	3.6010e-003	3.0140e-003
tblVehicleEF	MCY	1.70	1.73
tblVehicleEF	MCY	0.72	0.75
tblVehicleEF	MCY	1.11	1.13
tblVehicleEF	MCY	2.31	2.33
tblVehicleEF	MCY	0.60	1.87
tblVehicleEF	MCY	1.84	1.62
tblVehicleEF	MCY	2.1390e-003	2.1090e-003
tblVehicleEF	MCY	6.4700e-004	5.7400e-004
tblVehicleEF	MCY	1.70	1.73

tblVehicleEF	MCY	0.72	0.75
tblVehicleEF	MCY	1.11	1.13
tblVehicleEF	MCY	2.87	2.88
tblVehicleEF	MCY	0.60	1.87
tblVehicleEF	MCY	2.00	1.76
tblVehicleEF	MCY	0.49	0.35
tblVehicleEF	MCY	0.15	0.24
tblVehicleEF	MCY	18.44	18.70
tblVehicleEF	MCY	9.69	8.57
tblVehicleEF	MCY	178.02	214.66
tblVehicleEF	MCY	44.92	60.09
tblVehicleEF	MCY	1.09	1.09
tblVehicleEF	MCY	2.1850e-003	2.1650e-003
tblVehicleEF	MCY	3.8230e-003	3.2010e-003
tblVehicleEF	MCY	2.0420e-003	2.0240e-003
tblVehicleEF	MCY	3.6010e-003	3.0140e-003
tblVehicleEF	MCY	1.26	1.28
tblVehicleEF	MCY	0.88	0.90
tblVehicleEF	MCY	0.74	0.76
tblVehicleEF	MCY	2.38	2.39
tblVehicleEF	MCY	0.73	2.30
tblVehicleEF	MCY	2.08	1.85
tblVehicleEF	MCY	2.1530e-003	2.1240e-003
tblVehicleEF	MCY	6.6900e-004	5.9500e-004
tblVehicleEF	MCY	1.26	1.28
tblVehicleEF	MCY	0.88	0.90
tblVehicleEF	MCY	0.74	0.76

tblVehicleEF	MCY	2.95	2.97
tblVehicleEF	MCY	0.73	2.30
tblVehicleEF	MCY	2.26	2.01
tblVehicleEF	MDV	0.01	4.7750e-003
tblVehicleEF	MDV	0.01	0.08
tblVehicleEF	MDV	1.13	0.99
tblVehicleEF	MDV	2.37	2.97
tblVehicleEF	MDV	484.17	407.06
tblVehicleEF	MDV	105.06	83.79
tblVehicleEF	MDV	0.12	0.09
tblVehicleEF	MDV	1.8970e-003	1.6940e-003
tblVehicleEF	MDV	2.2820e-003	1.8840e-003
tblVehicleEF	MDV	1.7480e-003	1.5620e-003
tblVehicleEF	MDV	2.0980e-003	1.7320e-003
tblVehicleEF	MDV	0.06	0.08
tblVehicleEF	MDV	0.15	0.14
tblVehicleEF	MDV	0.07	0.09
tblVehicleEF	MDV	0.03	0.02
tblVehicleEF	MDV	0.09	0.41
tblVehicleEF	MDV	0.18	0.37
tblVehicleEF	MDV	4.8480e-003	4.0240e-003
tblVehicleEF	MDV	1.0920e-003	8.2900e-004
tblVehicleEF	MDV	0.06	0.08
tblVehicleEF	MDV	0.15	0.14
tblVehicleEF	MDV	0.07	0.09
tblVehicleEF	MDV	0.04	0.03
tblVehicleEF	MDV	0.09	0.41

tblVehicleEF	MDV	0.19	0.41
tblVehicleEF	MDV	0.01	5.0630e-003
tblVehicleEF	MDV	0.01	0.07
tblVehicleEF	MDV	1.22	1.07
tblVehicleEF	MDV	2.05	2.55
tblVehicleEF	MDV	503.46	418.11
tblVehicleEF	MDV	105.06	83.01
tblVehicleEF	MDV	0.11	0.08
tblVehicleEF	MDV	1.8970e-003	1.6940e-003
tblVehicleEF	MDV	2.2820e-003	1.8840e-003
tblVehicleEF	MDV	1.7480e-003	1.5620e-003
tblVehicleEF	MDV	2.0980e-003	1.7320e-003
tblVehicleEF	MDV	0.10	0.12
tblVehicleEF	MDV	0.16	0.14
tblVehicleEF	MDV	0.10	0.12
tblVehicleEF	MDV	0.03	0.02
tblVehicleEF	MDV	0.09	0.38
tblVehicleEF	MDV	0.16	0.34
tblVehicleEF	MDV	5.0420e-003	4.1340e-003
tblVehicleEF	MDV	1.0860e-003	8.2100e-004
tblVehicleEF	MDV	0.10	0.12
tblVehicleEF	MDV	0.16	0.14
tblVehicleEF	MDV	0.10	0.12
tblVehicleEF	MDV	0.04	0.03
tblVehicleEF	MDV	0.09	0.38
tblVehicleEF	MDV	0.17	0.37
tblVehicleEF	MDV	9.9990e-003	4.6830e-003

tblVehicleEF	MDV	0.01	0.08
tblVehicleEF	MDV	1.09	0.95
tblVehicleEF	MDV	2.43	3.06
tblVehicleEF	MDV	477.05	402.99
tblVehicleEF	MDV	105.06	83.96
tblVehicleEF	MDV	0.12	0.08
tblVehicleEF	MDV	1.8970e-003	1.6940e-003
tblVehicleEF	MDV	2.2820e-003	1.8840e-003
tblVehicleEF	MDV	1.7480e-003	1.5620e-003
tblVehicleEF	MDV	2.0980e-003	1.7320e-003
tblVehicleEF	MDV	0.06	0.08
tblVehicleEF	MDV	0.16	0.14
tblVehicleEF	MDV	0.07	0.09
tblVehicleEF	MDV	0.03	0.02
tblVehicleEF	MDV	0.11	0.48
tblVehicleEF	MDV	0.18	0.38
tblVehicleEF	MDV	4.7760e-003	3.9840e-003
tblVehicleEF	MDV	1.0930e-003	8.3100e-004
tblVehicleEF	MDV	0.06	0.08
tblVehicleEF	MDV	0.16	0.14
tblVehicleEF	MDV	0.07	0.09
tblVehicleEF	MDV	0.04	0.03
tblVehicleEF	MDV	0.11	0.48
tblVehicleEF	MDV	0.20	0.42
tblVehicleEF	MH	0.02	3.2780e-003
tblVehicleEF	MH	0.02	0.00
tblVehicleEF	MH	1.81	0.30

tblVehicleEF	MH	5.09	0.00
tblVehicleEF	MH	1,104.65	971.72
tblVehicleEF	MH	57.12	0.00
tblVehicleEF	MH	1.33	3.77
tblVehicleEF	MH	0.01	0.02
tblVehicleEF	MH	0.03	0.09
tblVehicleEF	MH	9.9300e-004	0.00
tblVehicleEF	MH	3.2420e-003	4.0000e-003
tblVehicleEF	MH	0.03	0.09
tblVehicleEF	MH	9.1300e-004	0.00
tblVehicleEF	MH	0.87	0.00
tblVehicleEF	MH	0.06	0.00
tblVehicleEF	MH	0.39	0.00
tblVehicleEF	MH	0.08	0.07
tblVehicleEF	MH	0.02	0.00
tblVehicleEF	MH	0.30	0.00
tblVehicleEF	MH	0.01	9.1860e-003
tblVehicleEF	MH	6.6000e-004	0.00
tblVehicleEF	MH	0.87	0.00
tblVehicleEF	MH	0.06	0.00
tblVehicleEF	MH	0.39	0.00
tblVehicleEF	MH	0.10	0.08
tblVehicleEF	MH	0.02	0.00
tblVehicleEF	MH	0.32	0.00
tblVehicleEF	MH	0.02	3.2780e-003
tblVehicleEF	MH	0.02	0.00
tblVehicleEF	MH	1.86	0.30

tblVehicleEF	MH	4.82	0.00
tblVehicleEF	MH	1,104.65	971.72
tblVehicleEF	MH	57.12	0.00
tblVehicleEF	MH	1.24	3.57
tblVehicleEF	MH	0.01	0.02
tblVehicleEF	MH	0.03	0.09
tblVehicleEF	MH	9.9300e-004	0.00
tblVehicleEF	MH	3.2420e-003	4.0000e-003
tblVehicleEF	MH	0.03	0.09
tblVehicleEF	MH	9.1300e-004	0.00
tblVehicleEF	MH	1.17	0.00
tblVehicleEF	MH	0.06	0.00
tblVehicleEF	MH	0.52	0.00
tblVehicleEF	MH	0.08	0.07
tblVehicleEF	MH	0.02	0.00
tblVehicleEF	MH	0.28	0.00
tblVehicleEF	MH	0.01	9.1860e-003
tblVehicleEF	MH	6.5500e-004	0.00
tblVehicleEF	MH	1.17	0.00
tblVehicleEF	MH	0.06	0.00
tblVehicleEF	MH	0.52	0.00
tblVehicleEF	MH	0.11	0.08
tblVehicleEF	MH	0.02	0.00
tblVehicleEF	MH	0.31	0.00
tblVehicleEF	MH	0.02	3.2780e-003
tblVehicleEF	MH	0.02	0.00
tblVehicleEF	MH	1.80	0.30

tblVehicleEF	MH	5.12	0.00
tblVehicleEF	MH	1,104.65	971.72
tblVehicleEF	MH	57.12	0.00
tblVehicleEF	MH	1.31	3.70
tblVehicleEF	MH	0.01	0.02
tblVehicleEF	MH	0.03	0.09
tblVehicleEF	MH	9.9300e-004	0.00
tblVehicleEF	MH	3.2420e-003	4.0000e-003
tblVehicleEF	MH	0.03	0.09
tblVehicleEF	MH	9.1300e-004	0.00
tblVehicleEF	MH	0.96	0.00
tblVehicleEF	MH	0.07	0.00
tblVehicleEF	MH	0.40	0.00
tblVehicleEF	MH	0.07	0.07
tblVehicleEF	MH	0.02	0.00
tblVehicleEF	MH	0.30	0.00
tblVehicleEF	MH	0.01	9.1860e-003
tblVehicleEF	MH	6.6000e-004	0.00
tblVehicleEF	MH	0.96	0.00
tblVehicleEF	MH	0.07	0.00
tblVehicleEF	MH	0.40	0.00
tblVehicleEF	MH	0.10	0.08
tblVehicleEF	MH	0.02	0.00
tblVehicleEF	MH	0.33	0.00
tblVehicleEF	MHD	0.02	4.8200e-003
tblVehicleEF	MHD	3.6730e-003	3.4120e-003
tblVehicleEF	MHD	0.05	0.01

tblVehicleEF	MHD	0.35	0.38
tblVehicleEF	MHD	0.30	0.34
tblVehicleEF	MHD	5.52	1.25
tblVehicleEF	MHD	143.56	55.50
tblVehicleEF	MHD	1,140.06	1,052.30
tblVehicleEF	MHD	59.06	12.60
tblVehicleEF	MHD	0.51	0.35
tblVehicleEF	MHD	1.09	1.42
tblVehicleEF	MHD	1.9500e-004	8.6400e-004
tblVehicleEF	MHD	5.0030e-003	0.03
tblVehicleEF	MHD	7.5000e-004	1.1600e-004
tblVehicleEF	MHD	1.8700e-004	8.2600e-004
tblVehicleEF	MHD	4.7840e-003	0.03
tblVehicleEF	MHD	6.9000e-004	1.0700e-004
tblVehicleEF	MHD	1.0560e-003	4.7900e-004
tblVehicleEF	MHD	0.04	0.02
tblVehicleEF	MHD	0.02	0.02
tblVehicleEF	MHD	7.0400e-004	3.3300e-004
tblVehicleEF	MHD	0.04	0.05
tblVehicleEF	MHD	0.02	0.10
tblVehicleEF	MHD	0.34	0.06
tblVehicleEF	MHD	1.3810e-003	5.2800e-004
tblVehicleEF	MHD	0.01	0.01
tblVehicleEF	MHD	6.8700e-004	1.2500e-004
tblVehicleEF	MHD	1.0560e-003	4.7900e-004
tblVehicleEF	MHD	0.04	0.02
tblVehicleEF	MHD	0.03	0.03

tblVehicleEF	MHD	7.0400e-004	3.3300e-004
tblVehicleEF	MHD	0.05	0.06
tblVehicleEF	MHD	0.02	0.10
tblVehicleEF	MHD	0.37	0.06
tblVehicleEF	MHD	0.01	4.5660e-003
tblVehicleEF	MHD	3.7140e-003	3.4420e-003
tblVehicleEF	MHD	0.05	0.01
tblVehicleEF	MHD	0.25	0.31
tblVehicleEF	MHD	0.30	0.35
tblVehicleEF	MHD	5.26	1.19
tblVehicleEF	MHD	152.06	56.12
tblVehicleEF	MHD	1,140.06	1,052.30
tblVehicleEF	MHD	59.06	12.50
tblVehicleEF	MHD	0.53	0.35
tblVehicleEF	MHD	1.03	1.34
tblVehicleEF	MHD	1.6400e-004	7.3000e-004
tblVehicleEF	MHD	5.0030e-003	0.03
tblVehicleEF	MHD	7.5000e-004	1.1600e-004
tblVehicleEF	MHD	1.5700e-004	6.9900e-004
tblVehicleEF	MHD	4.7840e-003	0.03
tblVehicleEF	MHD	6.9000e-004	1.0700e-004
tblVehicleEF	MHD	1.4900e-003	6.7700e-004
tblVehicleEF	MHD	0.04	0.02
tblVehicleEF	MHD	0.02	0.02
tblVehicleEF	MHD	9.7000e-004	4.5800e-004
tblVehicleEF	MHD	0.04	0.05
tblVehicleEF	MHD	0.02	0.09

tblVehicleEF	MHD	0.33	0.06
tblVehicleEF	MHD	1.4610e-003	5.3400e-004
tblVehicleEF	MHD	0.01	0.01
tblVehicleEF	MHD	6.8300e-004	1.2400e-004
tblVehicleEF	MHD	1.4900e-003	6.7700e-004
tblVehicleEF	MHD	0.04	0.02
tblVehicleEF	MHD	0.03	0.03
tblVehicleEF	MHD	9.7000e-004	4.5800e-004
tblVehicleEF	MHD	0.05	0.06
tblVehicleEF	MHD	0.02	0.09
tblVehicleEF	MHD	0.36	0.06
tblVehicleEF	MHD	0.02	5.1860e-003
tblVehicleEF	MHD	3.6600e-003	3.4020e-003
tblVehicleEF	MHD	0.05	0.01
tblVehicleEF	MHD	0.48	0.49
tblVehicleEF	MHD	0.30	0.34
tblVehicleEF	MHD	5.56	1.26
tblVehicleEF	MHD	131.82	54.65
tblVehicleEF	MHD	1,140.06	1,052.29
tblVehicleEF	MHD	59.06	12.62
tblVehicleEF	MHD	0.49	0.36
tblVehicleEF	MHD	1.07	1.39
tblVehicleEF	MHD	2.3700e-004	1.0480e-003
tblVehicleEF	MHD	5.0030e-003	0.03
tblVehicleEF	MHD	7.5000e-004	1.1600e-004
tblVehicleEF	MHD	2.2700e-004	1.0030e-003
tblVehicleEF	MHD	4.7840e-003	0.03

tblVehicleEF	MHD	6.9000e-004	1.0700e-004
tblVehicleEF	MHD	1.0870e-003	4.8400e-004
tblVehicleEF	MHD	0.05	0.02
tblVehicleEF	MHD	0.03	0.02
tblVehicleEF	MHD	7.1300e-004	3.3300e-004
tblVehicleEF	MHD	0.04	0.05
tblVehicleEF	MHD	0.02	0.11
tblVehicleEF	MHD	0.34	0.06
tblVehicleEF	MHD	1.2710e-003	5.2000e-004
tblVehicleEF	MHD	0.01	0.01
tblVehicleEF	MHD	6.8800e-004	1.2500e-004
tblVehicleEF	MHD	1.0870e-003	4.8400e-004
tblVehicleEF	MHD	0.05	0.02
tblVehicleEF	MHD	0.04	0.03
tblVehicleEF	MHD	7.1300e-004	3.3300e-004
tblVehicleEF	MHD	0.05	0.06
tblVehicleEF	MHD	0.02	0.11
tblVehicleEF	MHD	0.37	0.07
tblVehicleEF	OBUS	0.01	8.7820e-003
tblVehicleEF	OBUS	7.3650e-003	6.7550e-003
tblVehicleEF	OBUS	0.03	0.02
tblVehicleEF	OBUS	0.27	0.54
tblVehicleEF	OBUS	0.51	0.78
tblVehicleEF	OBUS	5.29	2.38
tblVehicleEF	OBUS	84.12	81.35
tblVehicleEF	OBUS	1,220.51	1,388.32
tblVehicleEF	OBUS	69.46	20.04

tblVehicleEF	OBUS	0.36	0.38
tblVehicleEF	OBUS	1.28	1.36
tblVehicleEF	OBUS	8.0000e-005	6.6700e-004
tblVehicleEF	OBUS	6.2990e-003	0.02
tblVehicleEF	OBUS	8.5700e-004	1.9900e-004
tblVehicleEF	OBUS	7.7000e-005	6.3800e-004
tblVehicleEF	OBUS	6.0080e-003	0.01
tblVehicleEF	OBUS	7.8800e-004	1.8300e-004
tblVehicleEF	OBUS	1.3980e-003	1.8310e-003
tblVehicleEF	OBUS	0.02	0.02
tblVehicleEF	OBUS	0.04	0.05
tblVehicleEF	OBUS	7.5900e-004	9.7700e-004
tblVehicleEF	OBUS	0.05	0.06
tblVehicleEF	OBUS	0.04	0.23
tblVehicleEF	OBUS	0.33	0.12
tblVehicleEF	OBUS	8.1500e-004	7.7500e-004
tblVehicleEF	OBUS	0.01	0.01
tblVehicleEF	OBUS	7.8700e-004	1.9800e-004
tblVehicleEF	OBUS	1.3980e-003	1.8310e-003
tblVehicleEF	OBUS	0.02	0.02
tblVehicleEF	OBUS	0.05	0.07
tblVehicleEF	OBUS	7.5900e-004	9.7700e-004
tblVehicleEF	OBUS	0.06	0.07
tblVehicleEF	OBUS	0.04	0.23
tblVehicleEF	OBUS	0.36	0.13
tblVehicleEF	OBUS	0.01	8.8340e-003
tblVehicleEF	OBUS	7.4870e-003	6.8750e-003

tblVehicleEF	OBUS	0.03	0.02
tblVehicleEF	OBUS	0.26	0.53
tblVehicleEF	OBUS	0.52	0.79
tblVehicleEF	OBUS	5.02	2.26
tblVehicleEF	OBUS	88.10	81.25
tblVehicleEF	OBUS	1,220.51	1,388.34
tblVehicleEF	OBUS	69.46	19.83
tblVehicleEF	OBUS	0.37	0.37
tblVehicleEF	OBUS	1.20	1.28
tblVehicleEF	OBUS	6.8000e-005	5.6700e-004
tblVehicleEF	OBUS	6.2990e-003	0.02
tblVehicleEF	OBUS	8.5700e-004	1.9900e-004
tblVehicleEF	OBUS	6.5000e-005	5.4200e-004
tblVehicleEF	OBUS	6.0080e-003	0.01
tblVehicleEF	OBUS	7.8800e-004	1.8300e-004
tblVehicleEF	OBUS	1.9250e-003	2.5060e-003
tblVehicleEF	OBUS	0.02	0.02
tblVehicleEF	OBUS	0.04	0.05
tblVehicleEF	OBUS	1.0420e-003	1.3300e-003
tblVehicleEF	OBUS	0.05	0.06
tblVehicleEF	OBUS	0.04	0.22
tblVehicleEF	OBUS	0.32	0.11
tblVehicleEF	OBUS	8.5300e-004	7.7400e-004
tblVehicleEF	OBUS	0.01	0.01
tblVehicleEF	OBUS	7.8300e-004	1.9600e-004
tblVehicleEF	OBUS	1.9250e-003	2.5060e-003
tblVehicleEF	OBUS	0.02	0.02

tblVehicleEF	OBUS	0.05	0.07
tblVehicleEF	OBUS	1.0420e-003	1.3300e-003
tblVehicleEF	OBUS	0.06	0.07
tblVehicleEF	OBUS	0.04	0.22
tblVehicleEF	OBUS	0.35	0.12
tblVehicleEF	OBUS	0.01	8.7300e-003
tblVehicleEF	OBUS	7.3280e-003	6.7200e-003
tblVehicleEF	OBUS	0.03	0.02
tblVehicleEF	OBUS	0.29	0.56
tblVehicleEF	OBUS	0.51	0.77
tblVehicleEF	OBUS	5.33	2.40
tblVehicleEF	OBUS	78.61	81.50
tblVehicleEF	OBUS	1,220.51	1,388.31
tblVehicleEF	OBUS	69.46	20.07
tblVehicleEF	OBUS	0.34	0.39
tblVehicleEF	OBUS	1.25	1.34
tblVehicleEF	OBUS	9.8000e-005	8.0600e-004
tblVehicleEF	OBUS	6.2990e-003	0.02
tblVehicleEF	OBUS	8.5700e-004	1.9900e-004
tblVehicleEF	OBUS	9.4000e-005	7.7100e-004
tblVehicleEF	OBUS	6.0080e-003	0.01
tblVehicleEF	OBUS	7.8800e-004	1.8300e-004
tblVehicleEF	OBUS	1.4220e-003	1.8770e-003
tblVehicleEF	OBUS	0.02	0.02
tblVehicleEF	OBUS	0.04	0.05
tblVehicleEF	OBUS	7.5400e-004	9.7800e-004
tblVehicleEF	OBUS	0.05	0.06

tblVehicleEF	OBUS	0.04	0.24
tblVehicleEF	OBUS	0.33	0.12
tblVehicleEF	OBUS	7.6200e-004	7.7600e-004
tblVehicleEF	OBUS	0.01	0.01
tblVehicleEF	OBUS	7.8800e-004	1.9900e-004
tblVehicleEF	OBUS	1.4220e-003	1.8770e-003
tblVehicleEF	OBUS	0.02	0.02
tblVehicleEF	OBUS	0.05	0.07
tblVehicleEF	OBUS	7.5400e-004	9.7800e-004
tblVehicleEF	OBUS	0.06	0.07
tblVehicleEF	OBUS	0.04	0.24
tblVehicleEF	OBUS	0.37	0.13
tblVehicleEF	SBUS	0.85	0.08
tblVehicleEF	SBUS	0.02	0.01
tblVehicleEF	SBUS	0.08	7.5320e-003
tblVehicleEF	SBUS	8.26	2.97
tblVehicleEF	SBUS	1.11	0.97
tblVehicleEF	SBUS	9.29	1.05
tblVehicleEF	SBUS	1,115.75	357.72
tblVehicleEF	SBUS	1,081.97	1,111.78
tblVehicleEF	SBUS	55.54	6.09
tblVehicleEF	SBUS	9.10	3.71
tblVehicleEF	SBUS	4.28	5.92
tblVehicleEF	SBUS	9.2310e-003	5.6820e-003
tblVehicleEF	SBUS	0.01	0.01
tblVehicleEF	SBUS	0.02	0.04
tblVehicleEF	SBUS	9.5800e-004	6.8000e-005

tblVehicleEF	SBUS	8.8310e-003	5.4370e-003
tblVehicleEF	SBUS	2.6720e-003	2.6450e-003
tblVehicleEF	SBUS	0.02	0.04
tblVehicleEF	SBUS	8.8100e-004	6.2000e-005
tblVehicleEF	SBUS	3.4880e-003	1.1160e-003
tblVehicleEF	SBUS	0.04	0.01
tblVehicleEF	SBUS	0.99	0.36
tblVehicleEF	SBUS	1.9230e-003	5.9300e-004
tblVehicleEF	SBUS	0.12	0.13
tblVehicleEF	SBUS	0.02	0.06
tblVehicleEF	SBUS	0.49	0.04
tblVehicleEF	SBUS	0.01	3.4160e-003
tblVehicleEF	SBUS	0.01	0.01
tblVehicleEF	SBUS	7.1600e-004	6.0000e-005
tblVehicleEF	SBUS	3.4880e-003	1.1160e-003
tblVehicleEF	SBUS	0.04	0.01
tblVehicleEF	SBUS	1.43	0.51
tblVehicleEF	SBUS	1.9230e-003	5.9300e-004
tblVehicleEF	SBUS	0.15	0.15
tblVehicleEF	SBUS	0.02	0.06
tblVehicleEF	SBUS	0.53	0.05
tblVehicleEF	SBUS	0.85	0.08
tblVehicleEF	SBUS	0.02	0.01
tblVehicleEF	SBUS	0.07	6.7680e-003
tblVehicleEF	SBUS	8.14	2.93
tblVehicleEF	SBUS	1.13	0.98
tblVehicleEF	SBUS	7.67	0.87

tblVehicleEF	SBUS	1,165.76	368.34
tblVehicleEF	SBUS	1,081.97	1,111.81
tblVehicleEF	SBUS	55.54	5.78
tblVehicleEF	SBUS	9.39	3.81
tblVehicleEF	SBUS	4.04	5.59
tblVehicleEF	SBUS	7.7820e-003	4.7960e-003
tblVehicleEF	SBUS	0.01	0.01
tblVehicleEF	SBUS	0.02	0.04
tblVehicleEF	SBUS	9.5800e-004	6.8000e-005
tblVehicleEF	SBUS	7.4450e-003	4.5880e-003
tblVehicleEF	SBUS	2.6720e-003	2.6450e-003
tblVehicleEF	SBUS	0.02	0.04
tblVehicleEF	SBUS	8.8100e-004	6.2000e-005
tblVehicleEF	SBUS	4.7790e-003	1.5260e-003
tblVehicleEF	SBUS	0.04	0.01
tblVehicleEF	SBUS	0.98	0.36
tblVehicleEF	SBUS	2.6310e-003	8.0900e-004
tblVehicleEF	SBUS	0.12	0.13
tblVehicleEF	SBUS	0.01	0.06
tblVehicleEF	SBUS	0.44	0.04
tblVehicleEF	SBUS	0.01	3.5160e-003
tblVehicleEF	SBUS	0.01	0.01
tblVehicleEF	SBUS	6.8900e-004	5.7000e-005
tblVehicleEF	SBUS	4.7790e-003	1.5260e-003
tblVehicleEF	SBUS	0.04	0.01
tblVehicleEF	SBUS	1.42	0.51
tblVehicleEF	SBUS	2.6310e-003	8.0900e-004

tblVehicleEF	SBUS	0.15	0.16
tblVehicleEF	SBUS	0.01	0.06
tblVehicleEF	SBUS	0.48	0.04
tblVehicleEF	SBUS	0.85	0.08
tblVehicleEF	SBUS	0.02	0.01
tblVehicleEF	SBUS	0.08	7.6420e-003
tblVehicleEF	SBUS	8.41	3.03
tblVehicleEF	SBUS	1.10	0.96
tblVehicleEF	SBUS	9.44	1.07
tblVehicleEF	SBUS	1,046.68	343.05
tblVehicleEF	SBUS	1,081.97	1,111.77
tblVehicleEF	SBUS	55.54	6.12
tblVehicleEF	SBUS	8.70	3.57
tblVehicleEF	SBUS	4.20	5.82
tblVehicleEF	SBUS	0.01	6.9070e-003
tblVehicleEF	SBUS	0.01	0.01
tblVehicleEF	SBUS	0.02	0.04
tblVehicleEF	SBUS	9.5800e-004	6.8000e-005
tblVehicleEF	SBUS	0.01	6.6080e-003
tblVehicleEF	SBUS	2.6720e-003	2.6450e-003
tblVehicleEF	SBUS	0.02	0.04
tblVehicleEF	SBUS	8.8100e-004	6.2000e-005
tblVehicleEF	SBUS	3.4800e-003	1.1270e-003
tblVehicleEF	SBUS	0.04	0.01
tblVehicleEF	SBUS	0.99	0.36
tblVehicleEF	SBUS	1.8770e-003	5.7900e-004
tblVehicleEF	SBUS	0.12	0.13

tblVehicleEF	SBUS	0.02	0.08
tblVehicleEF	SBUS	0.49	0.04
tblVehicleEF	SBUS	0.01	3.2770e-003
tblVehicleEF	SBUS	0.01	0.01
tblVehicleEF	SBUS	7.1900e-004	6.1000e-005
tblVehicleEF	SBUS	3.4800e-003	1.1270e-003
tblVehicleEF	SBUS	0.04	0.01
tblVehicleEF	SBUS	1.43	0.51
tblVehicleEF	SBUS	1.8770e-003	5.7900e-004
tblVehicleEF	SBUS	0.15	0.15
tblVehicleEF	SBUS	0.02	0.08
tblVehicleEF	SBUS	0.54	0.05
tblVehicleEF	UBUS	1.81	5.27
tblVehicleEF	UBUS	0.07	0.04
tblVehicleEF	UBUS	8.43	41.16
tblVehicleEF	UBUS	12.59	1.81
tblVehicleEF	UBUS	1,815.92	2,086.92
tblVehicleEF	UBUS	135.00	22.69
tblVehicleEF	UBUS	4.36	0.48
tblVehicleEF	UBUS	0.53	0.08
tblVehicleEF	UBUS	0.01	0.03
tblVehicleEF	UBUS	0.03	2.8080e-003
tblVehicleEF	UBUS	1.2230e-003	4.4000e-005
tblVehicleEF	UBUS	0.23	0.03
tblVehicleEF	UBUS	3.0000e-003	7.5850e-003
tblVehicleEF	UBUS	0.03	2.6830e-003
tblVehicleEF	UBUS	1.1250e-003	4.1000e-005

tblVehicleEF	UBUS	5.9600e-003	2.9310e-003
tblVehicleEF	UBUS	0.09	0.04
tblVehicleEF	UBUS	3.5870e-003	2.0490e-003
tblVehicleEF	UBUS	0.47	0.08
tblVehicleEF	UBUS	0.03	0.24
tblVehicleEF	UBUS	0.94	0.15
tblVehicleEF	UBUS	8.6000e-003	4.3240e-003
tblVehicleEF	UBUS	1.5760e-003	2.2500e-004
tblVehicleEF	UBUS	5.9600e-003	2.9310e-003
tblVehicleEF	UBUS	0.09	0.04
tblVehicleEF	UBUS	3.5870e-003	2.0490e-003
tblVehicleEF	UBUS	2.34	5.39
tblVehicleEF	UBUS	0.03	0.24
tblVehicleEF	UBUS	1.03	0.17
tblVehicleEF	UBUS	1.81	5.27
tblVehicleEF	UBUS	0.06	0.03
tblVehicleEF	UBUS	8.48	41.16
tblVehicleEF	UBUS	11.11	1.61
tblVehicleEF	UBUS	1,815.92	2,086.92
tblVehicleEF	UBUS	135.00	22.33
tblVehicleEF	UBUS	4.09	0.47
tblVehicleEF	UBUS	0.53	0.08
tblVehicleEF	UBUS	0.01	0.03
tblVehicleEF	UBUS	0.03	2.8080e-003
tblVehicleEF	UBUS	1.2230e-003	4.4000e-005
tblVehicleEF	UBUS	0.23	0.03
tblVehicleEF	UBUS	3.0000e-003	7.5850e-003

tblVehicleEF	UBUS	0.03	2.6830e-003
tblVehicleEF	UBUS	1.1250e-003	4.1000e-005
tblVehicleEF	UBUS	7.9960e-003	4.0010e-003
tblVehicleEF	UBUS	0.09	0.04
tblVehicleEF	UBUS	4.7760e-003	2.7270e-003
tblVehicleEF	UBUS	0.48	0.08
tblVehicleEF	UBUS	0.03	0.21
tblVehicleEF	UBUS	0.87	0.14
tblVehicleEF	UBUS	8.6010e-003	4.3240e-003
tblVehicleEF	UBUS	1.5510e-003	2.2100e-004
tblVehicleEF	UBUS	7.9960e-003	4.0010e-003
tblVehicleEF	UBUS	0.09	0.04
tblVehicleEF	UBUS	4.7760e-003	2.7270e-003
tblVehicleEF	UBUS	2.34	5.39
tblVehicleEF	UBUS	0.03	0.21
tblVehicleEF	UBUS	0.95	0.16
tblVehicleEF	UBUS	1.81	5.27
tblVehicleEF	UBUS	0.07	0.04
tblVehicleEF	UBUS	8.41	41.16
tblVehicleEF	UBUS	12.84	1.85
tblVehicleEF	UBUS	1,815.92	2,086.92
tblVehicleEF	UBUS	135.00	22.76
tblVehicleEF	UBUS	4.27	0.48
tblVehicleEF	UBUS	0.53	0.08
tblVehicleEF	UBUS	0.01	0.03
tblVehicleEF	UBUS	0.03	2.8080e-003
tblVehicleEF	UBUS	1.2230e-003	4.4000e-005

tblVehicleEF	UBUS	0.23	0.03
tblVehicleEF	UBUS	3.0000e-003	7.5850e-003
tblVehicleEF	UBUS	0.03	2.6830e-003
tblVehicleEF	UBUS	1.1250e-003	4.1000e-005
tblVehicleEF	UBUS	6.6800e-003	2.7840e-003
tblVehicleEF	UBUS	0.11	0.04
tblVehicleEF	UBUS	3.7560e-003	1.9370e-003
tblVehicleEF	UBUS	0.47	0.08
tblVehicleEF	UBUS	0.04	0.29
tblVehicleEF	UBUS	0.95	0.16
tblVehicleEF	UBUS	8.6000e-003	4.3240e-003
tblVehicleEF	UBUS	1.5810e-003	2.2500e-004
tblVehicleEF	UBUS	6.6800e-003	2.7840e-003
tblVehicleEF	UBUS	0.11	0.04
tblVehicleEF	UBUS	3.7560e-003	1.9370e-003
tblVehicleEF	UBUS	2.33	5.39
tblVehicleEF	UBUS	0.04	0.29
tblVehicleEF	UBUS	1.05	0.17
tblVehicleTrips	CNW_TTP	41.00	0.00
tblVehicleTrips	CNW_TTP	41.00	0.00
tblVehicleTrips	CW_TTP	59.00	0.00
tblVehicleTrips	CW_TTP	59.00	0.00
tblVehicleTrips	DV_TP	5.00	0.00
tblVehicleTrips	DV_TP	5.00	0.00
tblVehicleTrips	PB_TP	3.00	0.00
tblVehicleTrips	PB_TP	3.00	0.00
tblVehicleTrips	PR_TP	92.00	0.00

tblVehicleTrips	PR_TP	92.00	0.00
tblVehicleTrips	ST_TR	1.68	0.00
tblVehicleTrips	ST_TR	1.68	0.00
tblVehicleTrips	SU_TR	1.68	0.00
tblVehicleTrips	SU_TR	1.68	0.00
tblVehicleTrips	WD_TR	1.68	0.00
tblVehicleTrips	WD_TR	1.68	0.00
tblWater	IndoorWaterUseRate	186,084,562.50	0.00
tblWater	IndoorWaterUseRate	186,084,562.50	0.00

2.0 Emissions Summary

2.1 Overall Construction

Unmitigated Construction

	ROG	NOx	CO	SO2	Fugitive PM10	Exhaust PM10	PM10 Total	Fugitive PM2.5	Exhaust PM2.5	PM2.5 Total	Bio- CO2	NBio- CO2	Total CO2	CH4	N2O	CO2e
Year	tons/yr										MT/yr					
2021	3.5456	21.5152	16.7220	0.0439	6.4787	0.7998	7.2785	1.6255	0.7377	2.3633	0.0000	3,983.1672	3,983.1672	0.7832	0.0000	4,002.7463
2022	3.3304	7.5727	6.8015	0.0197	2.2337	0.2589	2.4926	0.4643	0.2393	0.7035	0.0000	1,790.4886	1,790.4886	0.3218	0.0000	1,798.5344
Maximum	**3.5456**	**21.5152**	**16.7220**	**0.0439**	**6.4787**	**0.7998**	**7.2785**	**1.6255**	**0.7377**	**2.3633**	**0.0000**	**3,983.1672**	**3,983.1672**	**0.7832**	**0.0000**	**4,002.7463**

Mitigated Construction

	ROG	NOx	CO	SO2	Fugitive PM10	Exhaust PM10	PM10 Total	Fugitive PM2.5	Exhaust PM2.5	PM2.5 Total	Bio- CO2	NBio- CO2	Total CO2	CH4	N2O	CO2e
Year	tons/yr										MT/yr					
2021	3.0089	18.1250	17.7972	0.0439	3.3317	0.6529	3.9846	0.8508	0.6222	1.4730	0.0000	3,983.1646	3,983.1646	0.7832	0.0000	4,002.7437
2022	3.1296	6.7915	7.5838	0.0197	1.3085	0.2242	1.5328	0.2987	0.2169	0.5155	0.0000	1,790.4875	1,790.4875	0.3218	0.0000	1,798.5333
Maximum	**3.1296**	**18.1250**	**17.7972**	**0.0439**	**3.3317**	**0.6529**	**3.9846**	**0.8508**	**0.6222**	**1.4730**	**0.0000**	**3,983.1646**	**3,983.1646**	**0.7832**	**0.0000**	**4,002.7437**

	ROG	**NOx**	**CO**	**SO2**	**Fugitive PM10**	**Exhaust PM10**	**PM10 Total**	**Fugitive PM2.5**	**Exhaust PM2.5**	**PM2.5 Total**	**Bio- CO2**	**NBio-CO2**	**Total CO2**	**CH4**	**N20**	**CO2e**
Percent Reduction	**10.73**	**14.34**	**-7.90**	**0.00**	**46.74**	**17.15**	**43.53**	**45.00**	**14.11**	**35.16**	**0.00**	**0.00**	**0.00**	**0.00**	**0.00**	**0.00**

Quarter	Start Date	End Date	Maximum Unmitigated ROG + NOX (tons/quarter)	Maximum Mitigated ROG + NOX (tons/quarter)
1	4-2-2021	7-1-2021	5.2780	4.4838
2	7-2-2021	10-1-2021	10.4911	8.8011
3	10-2-2021	1-1-2022	9.2120	7.7838
4	1-2-2022	4-1-2022	8.4894	7.7077
5	4-2-2022	7-1-2022	2.4105	2.2053
		Highest	10.4911	8.8011

2.2 Overall Operational

Unmitigated Operational

	ROG	NOx	CO	SO2	Fugitive PM10	Exhaust PM10	PM10 Total	Fugitive PM2.5	Exhaust PM2.5	PM2.5 Total	Bio- CO2	NBio- CO2	Total CO2	CH4	N2O	CO2e
Category	tons/yr										MT/yr					
Area	6.6655	4.2000e-004	0.0458	0.0000		1.6000e-004	1.6000e-004		1.6000e-004	1.6000e-004	0.0000	0.0890	0.0890	2.3000e-004	0.0000	0.0948
Energy	0.0000	0.0000	0.0000	0.0000		0.0000	0.0000		0.0000	0.0000	0.0000	0.0000	0.0000	0.0000	0.0000	0.0000
Mobile	0.0000	0.0000	0.0000	0.0000	0.0000	0.0000	0.0000	0.0000	0.0000	0.0000	0.0000	0.0000	0.0000	0.0000	0.0000	0.0000
Waste						0.0000	0.0000		0.0000	0.0000	0.0000	0.0000	0.0000	0.0000	0.0000	0.0000
Water						0.0000	0.0000		0.0000	0.0000	0.0000	0.0000	0.0000	0.0000	0.0000	0.0000
Total	**6.6655**	**4.2000e-004**	**0.0458**	**0.0000**	**0.0000**	**1.6000e-004**	**1.6000e-004**	**0.0000**	**1.6000e-004**	**1.6000e-004**	**0.0000**	**0.0890**	**0.0890**	**2.3000e-004**	**0.0000**	**0.0948**

2.2 Overall Operational

Mitigated Operational

	ROG	NOx	CO	SO2	Fugitive PM10	Exhaust PM10	PM10 Total	Fugitive PM2.5	Exhaust PM2.5	PM2.5 Total	Bio- CO2	NBio- CO2	Total CO2	CH4	N2O	CO2e
Category	tons/yr										MT/yr					
Area	6.6655	4.2000e-004	0.0458	0.0000		1.6000e-004	1.6000e-004		1.6000e-004	1.6000e-004	0.0000	0.0890	0.0890	2.3000e-004	0.0000	0.0948
Energy	0.0000	0.0000	0.0000	0.0000		0.0000	0.0000		0.0000	0.0000	0.0000	0.0000	0.0000	0.0000	0.0000	0.0000
Mobile	0.0000	0.0000	0.0000	0.0000	0.0000	0.0000	0.0000	0.0000	0.0000	0.0000	0.0000	0.0000	0.0000	0.0000	0.0000	0.0000
Waste						0.0000	0.0000		0.0000	0.0000	0.0000	0.0000	0.0000	0.0000	0.0000	0.0000
Water						0.0000	0.0000		0.0000	0.0000	0.0000	0.0000	0.0000	0.0000	0.0000	0.0000
Total	**6.6655**	**4.2000e-004**	**0.0458**	**0.0000**	**0.0000**	**1.6000e-004**	**1.6000e-004**	**0.0000**	**1.6000e-004**	**1.6000e-004**	**0.0000**	**0.0890**	**0.0890**	**2.3000e-004**	**0.0000**	**0.0948**

	ROG	NOx	CO	SO2	Fugitive PM10	Exhaust PM10	PM10 Total	Fugitive PM2.5	Exhaust PM2.5	PM2.5 Total	Bio- CO2	NBio-CO2	Total CO2	CH4	N20	CO2e
Percent Reduction	**0.00**	**0.00**	**0.00**	**0.00**	**0.00**	**0.00**	**0.00**	**0.00**	**0.00**	**0.00**	**0.00**	**0.00**	**0.00**	**0.00**	**0.00**	**0.00**

3.0 Construction Detail

Construction Phase

Phase Number	Phase Name	Phase Type	Start Date	End Date	Num Days Week	Num Days	Phase Description
1	Demolition	Demolition	4/2/2021	9/20/2021	5	122	
2	Site Preparation	Site Preparation	5/11/2021	10/4/2021	5	105	
3	Grading	Grading	5/25/2021	4/25/2022	5	240	
4	Building Construction	Building Construction	6/16/2021	4/8/2022	5	213	
5	Paving	Paving	10/12/2021	6/21/2022	5	181	
6	Architectural Coating	Architectural Coating	10/21/2021	5/10/2022	5	144	

Acres of Grading (Site Preparation Phase): 1050

Acres of Grading (Grading Phase): 2400

Acres of Paving: 29.16

Residential Indoor: 0; Residential Outdoor: 0; Non-Residential Indoor: 2,414,076; Non-Residential Outdoor: 804,692; Striped Parking Area: 76,208 (Architectural Coating – sqft)

<u>OffRoad Equipment</u>

GLC Fullerton (Construction - Unmitigated) - Orange County, Annual

Phase Name	Offroad Equipment Type	Amount	Usage Hours	Horse Power	Load Factor
Demolition	Concrete/Industrial Saws	0	8.00	81	0.73
Demolition	Excavators	8	8.00	158	0.38
Demolition	Forklifts	1	8.00	89	0.20
Demolition	Other Construction Equipment	2	8.00	172	0.42
Demolition	Rubber Tired Dozers	2	8.00	247	0.40
Demolition	Skid Steer Loaders	3	8.00	65	0.37
Demolition	Tractors/Loaders/Backhoes	1	8.00	97	0.37
Site Preparation	Rubber Tired Dozers	3	8.00	247	0.40
Site Preparation	Tractors/Loaders/Backhoes	4	8.00	97	0.37
Grading	Excavators	0	8.00	158	0.38
Grading	Graders	0	8.00	187	0.41
Grading	Graders	1	8.00	260	0.41
Grading	Other Construction Equipment	1	8.00	330	0.42
Grading	Rubber Tired Dozers	1	8.00	405	0.40
Grading	Scrapers	2	8.00	407	0.48
Grading	Scrapers	6	8.00	457	0.48
Grading	Tractors/Loaders/Backhoes	1	8.00	230	0.37
Building Construction	Cranes	1	8.00	231	0.29
Building Construction	Forklifts	3	8.00	89	0.20
Building Construction	Generator Sets	1	8.00	84	0.74
Building Construction	Tractors/Loaders/Backhoes	3	8.00	97	0.37
Building Construction	Welders	1	8.00	46	0.45
Paving	Pavers	2	8.00	130	0.42
Paving	Paving Equipment	2	8.00	132	0.36
Paving	Rollers	2	8.00	80	0.38
Architectural Coating	Air Compressors	1	8.00	78	0.48

Trips and VMT

Phase Name	Offroad Equipment Count	Worker Trip Number	Vendor Trip Number	Hauling Trip Number	Worker Trip Length	Vendor Trip Length	Hauling Trip Length	Worker Vehicle Class	Vendor Vehicle Class	Hauling Vehicle Class
Demolition	17	43.00	0.00	1,394.00	14.70	6.90	26.36	LD_Mix	HDT_Mix	HHDT
Site Preparation	7	18.00	0.00	0.00	14.70	6.90	20.00	LD_Mix	HDT_Mix	HHDT
Grading	12	30.00	0.00	405.00	14.70	6.90	20.00	LD_Mix	HDT_Mix	HHDT
Building Construction	9	1,209.00	472.00	0.00	14.70	6.90	20.00	LD_Mix	HDT_Mix	HHDT
Paving	6	15.00	0.00	0.00	14.70	6.90	20.00	LD_Mix	HDT_Mix	HHDT
Architectural Coating	1	242.00	0.00	0.00	14.70	6.90	20.00	LD_Mix	HDT_Mix	HHDT

3.1 Mitigation Measures Construction

Use Cleaner Engines for Construction Equipment

Water Exposed Area

3.2 Demolition - 2021

Unmitigated Construction On-Site

	ROG	NOx	CO	SO2	Fugitive PM10	Exhaust PM10	PM10 Total	Fugitive PM2.5	Exhaust PM2.5	PM2.5 Total	Bio- CO2	NBio- CO2	Total CO2	CH4	N2O	CO2e
Category	tons/yr										MT/yr					
Fugitive Dust					1.9023	0.0000	1.9023	0.2880	0.0000	0.2880	0.0000	0.0000	0.0000	0.0000	0.0000	0.0000
Off-Road	0.3239	3.2951	3.0475	4.9800e-003		0.1633	0.1633		0.1502	0.1502	0.0000	437.3281	437.3281	0.1414	0.0000	440.8641
Total	**0.3239**	**3.2951**	**3.0475**	**4.9800e-003**	**1.9023**	**0.1633**	**2.0656**	**0.2880**	**0.1502**	**0.4382**	**0.0000**	**437.3281**	**437.3281**	**0.1414**	**0.0000**	**440.8641**

3.2 Demolition - 2021

Unmitigated Construction Off-Site

	ROG	NOx	CO	SO2	Fugitive PM10	Exhaust PM10	PM10 Total	Fugitive PM2.5	Exhaust PM2.5	PM2.5 Total	Bio- CO2	NBio- CO2	Total CO2	CH4	N2O	CO2e
Category	tons/yr										MT/yr					
Hauling	6.3500e-003	0.2214	0.0624	6.7000e-004	0.0157	7.3000e-004	0.0165	4.3200e-003	7.0000e-004	5.0100e-003	0.0000	67.8703	67.8703	7.0300e-003	0.0000	68.0460
Vendor	0.0000	0.0000	0.0000	0.0000	0.0000	0.0000	0.0000	0.0000	0.0000	0.0000	0.0000	0.0000	0.0000	0.0000	0.0000	0.0000
Worker	9.6100e-003	6.4600e-003	0.0754	2.7000e-004	0.0288	1.9000e-004	0.0290	7.6500e-003	1.7000e-004	7.8200e-003	0.0000	24.0579	24.0579	5.2000e-004	0.0000	24.0708
Total	**0.0160**	**0.2279**	**0.1377**	**9.4000e-004**	**0.0445**	**9.2000e-004**	**0.0455**	**0.0120**	**8.7000e-004**	**0.0128**	**0.0000**	**91.9282**	**91.9282**	**7.5500e-003**	**0.0000**	**92.1168**

Mitigated Construction On-Site

	ROG	NOx	CO	SO2	Fugitive PM10	Exhaust PM10	PM10 Total	Fugitive PM2.5	Exhaust PM2.5	PM2.5 Total	Bio- CO2	NBio- CO2	Total CO2	CH4	N2O	CO2e
Category	tons/yr										MT/yr					
Fugitive Dust					0.7419	0.0000	0.7419	0.1123	0.0000	0.1123	0.0000	0.0000	0.0000	0.0000	0.0000	0.0000
Off-Road	0.2958	3.0908	3.0842	4.9800e-003		0.1517	0.1517		0.1402	0.1402	0.0000	437.3276	437.3276	0.1414	0.0000	440.8636
Total	**0.2958**	**3.0908**	**3.0842**	**4.9800e-003**	**0.7419**	**0.1517**	**0.8936**	**0.1123**	**0.1402**	**0.2526**	**0.0000**	**437.3276**	**437.3276**	**0.1414**	**0.0000**	**440.8636**

3.2 Demolition - 2021

Mitigated Construction Off-Site

	ROG	NOx	CO	SO2	Fugitive PM10	Exhaust PM10	PM10 Total	Fugitive PM2.5	Exhaust PM2.5	PM2.5 Total	Bio- CO2	NBio- CO2	Total CO2	CH4	N2O	CO2e
Category	tons/yr										MT/yr					
Hauling	6.3500e-003	0.2214	0.0624	6.7000e-004	0.0157	7.3000e-004	0.0165	4.3200e-003	7.0000e-004	5.0100e-003	0.0000	67.8703	67.8703	7.0300e-003	0.0000	68.0460
Vendor	0.0000	0.0000	0.0000	0.0000	0.0000	0.0000	0.0000	0.0000	0.0000	0.0000	0.0000	0.0000	0.0000	0.0000	0.0000	0.0000
Worker	9.6100e-003	6.4600e-003	0.0754	2.7000e-004	0.0288	1.9000e-004	0.0290	7.6500e-003	1.7000e-004	7.8200e-003	0.0000	24.0579	24.0579	5.2000e-004	0.0000	24.0708
Total	**0.0160**	**0.2279**	**0.1377**	**9.4000e-004**	**0.0445**	**9.2000e-004**	**0.0455**	**0.0120**	**8.7000e-004**	**0.0128**	**0.0000**	**91.9282**	**91.9282**	**7.5500e-003**	**0.0000**	**92.1168**

3.3 Site Preparation - 2021

Unmitigated Construction On-Site

	ROG	NOx	CO	SO2	Fugitive PM10	Exhaust PM10	PM10 Total	Fugitive PM2.5	Exhaust PM2.5	PM2.5 Total	Bio- CO2	NBio- CO2	Total CO2	CH4	N2O	CO2e
Category	tons/yr										MT/yr					
Fugitive Dust					1.5052	0.0000	1.5052	0.5815	0.0000	0.5815	0.0000	0.0000	0.0000	0.0000	0.0000	0.0000
Off-Road	0.2041	2.1261	1.1106	2.0000e-003		0.1073	0.1073		0.0988	0.0988	0.0000	175.5375	175.5375	0.0568	0.0000	176.9568
Total	**0.2041**	**2.1261**	**1.1106**	**2.0000e-003**	**1.5052**	**0.1073**	**1.6126**	**0.5815**	**0.0988**	**0.6802**	**0.0000**	**175.5375**	**175.5375**	**0.0568**	**0.0000**	**176.9568**

3.3 Site Preparation - 2021

Unmitigated Construction Off-Site

	ROG	NOx	CO	SO2	Fugitive PM10	Exhaust PM10	PM10 Total	Fugitive PM2.5	Exhaust PM2.5	PM2.5 Total	Bio- CO2	NBio- CO2	Total CO2	CH4	N2O	CO2e
Category	tons/yr										MT/yr					
Hauling	0.0000	0.0000	0.0000	0.0000	0.0000	0.0000	0.0000	0.0000	0.0000	0.0000	0.0000	0.0000	0.0000	0.0000	0.0000	0.0000
Vendor	0.0000	0.0000	0.0000	0.0000	0.0000	0.0000	0.0000	0.0000	0.0000	0.0000	0.0000	0.0000	0.0000	0.0000	0.0000	0.0000
Worker	3.4600e-003	2.3300e-003	0.0272	1.0000e-004	0.0104	7.0000e-005	0.0104	2.7600e-003	6.0000e-005	2.8200e-003	0.0000	8.6674	8.6674	1.9000e-004	0.0000	8.6721
Total	**3.4600e-003**	**2.3300e-003**	**0.0272**	**1.0000e-004**	**0.0104**	**7.0000e-005**	**0.0104**	**2.7600e-003**	**6.0000e-005**	**2.8200e-003**	**0.0000**	**8.6674**	**8.6674**	**1.9000e-004**	**0.0000**	**8.6721**

Mitigated Construction On-Site

	ROG	NOx	CO	SO2	Fugitive PM10	Exhaust PM10	PM10 Total	Fugitive PM2.5	Exhaust PM2.5	PM2.5 Total	Bio- CO2	NBio- CO2	Total CO2	CH4	N2O	CO2e
Category	tons/yr										MT/yr					
Fugitive Dust					0.5870	0.0000	0.5870	0.2268	0.0000	0.2268	0.0000	0.0000	0.0000	0.0000	0.0000	0.0000
Off-Road	0.1796	1.9115	1.1249	2.0000e-003		0.0953	0.0953		0.0880	0.0880	0.0000	175.5373	175.5373	0.0568	0.0000	176.9566
Total	**0.1796**	**1.9115**	**1.1249**	**2.0000e-003**	**0.5870**	**0.0953**	**0.6824**	**0.2268**	**0.0880**	**0.3148**	**0.0000**	**175.5373**	**175.5373**	**0.0568**	**0.0000**	**176.9566**

3.3 Site Preparation - 2021

Mitigated Construction Off-Site

	ROG	NOx	CO	SO2	Fugitive PM10	Exhaust PM10	PM10 Total	Fugitive PM2.5	Exhaust PM2.5	PM2.5 Total	Bio- CO2	NBio- CO2	Total CO2	CH4	N2O	CO2e
Category	tons/yr										MT/yr					
Hauling	0.0000	0.0000	0.0000	0.0000	0.0000	0.0000	0.0000	0.0000	0.0000	0.0000	0.0000	0.0000	0.0000	0.0000	0.0000	0.0000
Vendor	0.0000	0.0000	0.0000	0.0000	0.0000	0.0000	0.0000	0.0000	0.0000	0.0000	0.0000	0.0000	0.0000	0.0000	0.0000	0.0000
Worker	3.4600e-003	2.3300e-003	0.0272	1.0000e-004	0.0104	7.0000e-005	0.0104	2.7600e-003	6.0000e-005	2.8200e-003	0.0000	8.6674	8.6674	1.9000e-004	0.0000	8.6721
Total	**3.4600e-003**	**2.3300e-003**	**0.0272**	**1.0000e-004**	**0.0104**	**7.0000e-005**	**0.0104**	**2.7600e-003**	**6.0000e-005**	**2.8200e-003**	**0.0000**	**8.6674**	**8.6674**	**1.9000e-004**	**0.0000**	**8.6721**

3.4 Grading - 2021

Unmitigated Construction On-Site

	ROG	NOx	CO	SO2	Fugitive PM10	Exhaust PM10	PM10 Total	Fugitive PM2.5	Exhaust PM2.5	PM2.5 Total	Bio- CO2	NBio- CO2	Total CO2	CH4	N2O	CO2e
Category	tons/yr										MT/yr					
Fugitive Dust					1.7515	0.0000	1.7515	0.4006	0.0000	0.4006	0.0000	0.0000	0.0000	0.0000	0.0000	0.0000
Off-Road	0.9427	10.6034	6.9842	0.0151		0.4179	0.4179		0.3845	0.3845	0.0000	1,323.1966	1,323.1966	0.4280	0.0000	1,333.8953
Total	**0.9427**	**10.6034**	**6.9842**	**0.0151**	**1.7515**	**0.4179**	**2.1695**	**0.4006**	**0.3845**	**0.7851**	**0.0000**	**1,323.1966**	**1,323.1966**	**0.4280**	**0.0000**	**1,333.8953**

3.4 Grading - 2021

Unmitigated Construction Off-Site

	ROG	NOx	CO	SO2	Fugitive PM10	Exhaust PM10	PM10 Total	Fugitive PM2.5	Exhaust PM2.5	PM2.5 Total	Bio- CO2	NBio- CO2	Total CO2	CH4	N2O	CO2e
Category	tons/yr										MT/yr					
Hauling	9.8000e-004	0.0352	9.5700e-003	1.0000e-004	3.1800e-003	1.1000e-004	3.2900e-003	8.5000e-004	1.0000e-004	9.5000e-004	0.0000	10.1898	10.1898	1.0700e-003	0.0000	10.2166
Vendor	0.0000	0.0000	0.0000	0.0000	0.0000	0.0000	0.0000	0.0000	0.0000	0.0000	0.0000	0.0000	0.0000	0.0000	0.0000	0.0000
Worker	8.7400e-003	5.8700e-003	0.0685	2.4000e-004	0.0262	1.7000e-004	0.0264	6.9500e-003	1.6000e-004	7.1100e-003	0.0000	21.8750	21.8750	4.7000e-004	0.0000	21.8867
Total	**9.7200e-003**	**0.0410**	**0.0781**	**3.4000e-004**	**0.0294**	**2.8000e-004**	**0.0297**	**7.8000e-003**	**2.6000e-004**	**8.0600e-003**	**0.0000**	**32.0648**	**32.0648**	**1.5400e-003**	**0.0000**	**32.1033**

Mitigated Construction On-Site

	ROG	NOx	CO	SO2	Fugitive PM10	Exhaust PM10	PM10 Total	Fugitive PM2.5	Exhaust PM2.5	PM2.5 Total	Bio- CO2	NBio- CO2	Total CO2	CH4	N2O	CO2e
Category	tons/yr										MT/yr					
Fugitive Dust					0.6831	0.0000	0.6831	0.1562	0.0000	0.1562	0.0000	0.0000	0.0000	0.0000	0.0000	0.0000
Off-Road	0.4622	7.6729	8.0064	0.0151		0.2972	0.2972		0.2920	0.2920	0.0000	1,323.1950	1,323.1950	0.4280	0.0000	1,333.8937
Total	**0.4622**	**7.6729**	**8.0064**	**0.0151**	**0.6831**	**0.2972**	**0.9803**	**0.1562**	**0.2920**	**0.4482**	**0.0000**	**1,323.1950**	**1,323.1950**	**0.4280**	**0.0000**	**1,333.8937**

3.4 Grading - 2021

Mitigated Construction Off-Site

	ROG	NOx	CO	SO2	Fugitive PM10	Exhaust PM10	PM10 Total	Fugitive PM2.5	Exhaust PM2.5	PM2.5 Total	Bio- CO2	NBio- CO2	Total CO2	CH4	N2O	CO2e
Category	tons/yr										MT/yr					
Hauling	9.8000e-004	0.0352	9.5700e-003	1.0000e-004	3.1800e-003	1.1000e-004	3.2900e-003	8.5000e-004	1.0000e-004	9.5000e-004	0.0000	10.1898	10.1898	1.0700e-003	0.0000	10.2166
Vendor	0.0000	0.0000	0.0000	0.0000	0.0000	0.0000	0.0000	0.0000	0.0000	0.0000	0.0000	0.0000	0.0000	0.0000	0.0000	0.0000
Worker	8.7400e-003	5.8700e-003	0.0685	2.4000e-004	0.0262	1.7000e-004	0.0264	6.9500e-003	1.6000e-004	7.1100e-003	0.0000	21.8750	21.8750	4.7000e-004	0.0000	21.8867
Total	**9.7200e-003**	**0.0410**	**0.0781**	**3.4000e-004**	**0.0294**	**2.8000e-004**	**0.0297**	**7.8000e-003**	**2.6000e-004**	**8.0600e-003**	**0.0000**	**32.0648**	**32.0648**	**1.5400e-003**	**0.0000**	**32.1033**

3.4 Grading - 2022

Unmitigated Construction On-Site

	ROG	NOx	CO	SO2	Fugitive PM10	Exhaust PM10	PM10 Total	Fugitive PM2.5	Exhaust PM2.5	PM2.5 Total	Bio- CO2	NBio- CO2	Total CO2	CH4	N2O	CO2e
Category	tons/yr										MT/yr					
Fugitive Dust					1.5167	0.0000	1.5167	0.2715	0.0000	0.2715	0.0000	0.0000	0.0000	0.0000	0.0000	0.0000
Off-Road	0.4301	4.5929	3.2716	7.6800e-003		0.1821	0.1821		0.1675	0.1675	0.0000	675.0113	675.0113	0.2183	0.0000	680.4691
Total	**0.4301**	**4.5929**	**3.2716**	**7.6800e-003**	**1.5167**	**0.1821**	**1.6988**	**0.2715**	**0.1675**	**0.4390**	**0.0000**	**675.0113**	**675.0113**	**0.2183**	**0.0000**	**680.4691**

3.4 Grading - 2022

Unmitigated Construction Off-Site

	ROG	NOx	CO	SO2	Fugitive PM10	Exhaust PM10	PM10 Total	Fugitive PM2.5	Exhaust PM2.5	PM2.5 Total	Bio- CO2	NBio- CO2	Total CO2	CH4	N2O	CO2e
Category	tons/yr										MT/yr					
Hauling	4.7000e-004	0.0165	4.9000e-003	5.0000e-005	2.9100e-003	5.0000e-005	2.9600e-003	7.5000e-004	5.0000e-005	7.9000e-004	0.0000	5.1224	5.1224	5.4000e-004	0.0000	5.1359
Vendor	0.0000	0.0000	0.0000	0.0000	0.0000	0.0000	0.0000	0.0000	0.0000	0.0000	0.0000	0.0000	0.0000	0.0000	0.0000	0.0000
Worker	4.2100e-003	2.7100e-003	0.0325	1.2000e-004	0.0133	9.0000e-005	0.0134	3.5400e-003	8.0000e-005	3.6200e-003	0.0000	10.7313	10.7313	2.2000e-004	0.0000	10.7367
Total	**4.6800e-003**	**0.0192**	**0.0374**	**1.7000e-004**	**0.0163**	**1.4000e-004**	**0.0164**	**4.2900e-003**	**1.3000e-004**	**4.4100e-003**	**0.0000**	**15.8537**	**15.8537**	**7.6000e-004**	**0.0000**	**15.8726**

Mitigated Construction On-Site

	ROG	NOx	CO	SO2	Fugitive PM10	Exhaust PM10	PM10 Total	Fugitive PM2.5	Exhaust PM2.5	PM2.5 Total	Bio- CO2	NBio- CO2	Total CO2	CH4	N2O	CO2e
Category	tons/yr										MT/yr					
Fugitive Dust					0.5915	0.0000	0.5915	0.1059	0.0000	0.1059	0.0000	0.0000	0.0000	0.0000	0.0000	0.0000
Off-Road	0.2307	3.8292	4.0526	7.6800e-003		0.1485	0.1485		0.1461	0.1461	0.0000	675.0105	675.0105	0.2183	0.0000	680.4683
Total	**0.2307**	**3.8292**	**4.0526**	**7.6800e-003**	**0.5915**	**0.1485**	**0.7400**	**0.1059**	**0.1461**	**0.2520**	**0.0000**	**675.0105**	**675.0105**	**0.2183**	**0.0000**	**680.4683**

3.4 Grading - 2022

Mitigated Construction Off-Site

	ROG	NOx	CO	SO2	Fugitive PM10	Exhaust PM10	PM10 Total	Fugitive PM2.5	Exhaust PM2.5	PM2.5 Total	Bio- CO2	NBio- CO2	Total CO2	CH4	N2O	CO2e
Category	tons/yr										MT/yr					
Hauling	4.7000e-004	0.0165	4.9000e-003	5.0000e-005	2.9100e-003	5.0000e-005	2.9600e-003	7.5000e-004	5.0000e-005	7.9000e-004	0.0000	5.1224	5.1224	5.4000e-004	0.0000	5.1359
Vendor	0.0000	0.0000	0.0000	0.0000	0.0000	0.0000	0.0000	0.0000	0.0000	0.0000	0.0000	0.0000	0.0000	0.0000	0.0000	0.0000
Worker	4.2100e-003	2.7100e-003	0.0325	1.2000e-004	0.0133	9.0000e-005	0.0134	3.5400e-003	8.0000e-005	3.6200e-003	0.0000	10.7313	10.7313	2.2000e-004	0.0000	10.7367
Total	**4.6800e-003**	**0.0192**	**0.0374**	**1.7000e-004**	**0.0163**	**1.4000e-004**	**0.0164**	**4.2900e-003**	**1.3000e-004**	**4.4100e-003**	**0.0000**	**15.8537**	**15.8537**	**7.6000e-004**	**0.0000**	**15.8726**

3.5 Building Construction - 2021

Unmitigated Construction On-Site

	ROG	NOx	CO	SO2	Fugitive PM10	Exhaust PM10	PM10 Total	Fugitive PM2.5	Exhaust PM2.5	PM2.5 Total	Bio- CO2	NBio- CO2	Total CO2	CH4	N2O	CO2e
Category	tons/yr										MT/yr					
Off-Road	0.1446	1.3406	1.2635	2.0600e-003		0.0733	0.0733		0.0688	0.0688	0.0000	177.4700	177.4700	0.0438	0.0000	178.5647
Total	**0.1446**	**1.3406**	**1.2635**	**2.0600e-003**		**0.0733**	**0.0733**		**0.0688**	**0.0688**	**0.0000**	**177.4700**	**177.4700**	**0.0438**	**0.0000**	**178.5647**

3.5 Building Construction - 2021

Unmitigated Construction Off-Site

	ROG	NOx	CO	SO2	Fugitive PM10	Exhaust PM10	PM10 Total	Fugitive PM2.5	Exhaust PM2.5	PM2.5 Total	Bio- CO2	NBio- CO2	Total CO2	CH4	N2O	CO2e
Category	tons/yr										MT/yr					
Hauling	0.0000	0.0000	0.0000	0.0000	0.0000	0.0000	0.0000	0.0000	0.0000	0.0000	0.0000	0.0000	0.0000	0.0000	0.0000	0.0000
Vendor	0.0920	3.2152	0.9013	8.2400e-003	0.2125	6.6800e-003	0.2191	0.0613	6.3900e-003	0.0677	0.0000	814.4353	814.4353	0.0659	0.0000	816.0834
Worker	0.3167	0.2129	2.4833	8.7600e-003	0.9490	6.2500e-003	0.9552	0.2520	5.7600e-003	0.2578	0.0000	792.8507	792.8507	0.0170	0.0000	793.2752
Total	**0.4088**	**3.4282**	**3.3846**	**0.0170**	**1.1614**	**0.0129**	**1.1744**	**0.3133**	**0.0122**	**0.3254**	**0.0000**	**1,607.2860**	**1,607.2860**	**0.0829**	**0.0000**	**1,609.3586**

Mitigated Construction On-Site

	ROG	NOx	CO	SO2	Fugitive PM10	Exhaust PM10	PM10 Total	Fugitive PM2.5	Exhaust PM2.5	PM2.5 Total	Bio- CO2	NBio- CO2	Total CO2	CH4	N2O	CO2e
Category	tons/yr										MT/yr					
Off-Road	0.1411	1.2997	1.2654	2.0600e-003		0.0708	0.0708		0.0665	0.0665	0.0000	177.4697	177.4697	0.0438	0.0000	178.5645
Total	**0.1411**	**1.2997**	**1.2654**	**2.0600e-003**		**0.0708**	**0.0708**		**0.0665**	**0.0665**	**0.0000**	**177.4697**	**177.4697**	**0.0438**	**0.0000**	**178.5645**

3.5 Building Construction - 2021

Mitigated Construction Off-Site

	ROG	NOx	CO	SO2	Fugitive PM10	Exhaust PM10	PM10 Total	Fugitive PM2.5	Exhaust PM2.5	PM2.5 Total	Bio- CO2	NBio- CO2	Total CO2	CH4	N2O	CO2e
Category	tons/yr										MT/yr					
Hauling	0.0000	0.0000	0.0000	0.0000	0.0000	0.0000	0.0000	0.0000	0.0000	0.0000	0.0000	0.0000	0.0000	0.0000	0.0000	0.0000
Vendor	0.0920	3.2152	0.9013	8.2400e-003	0.2125	6.6800e-003	0.2191	0.0613	6.3900e-003	0.0677	0.0000	814.4353	814.4353	0.0659	0.0000	816.0834
Worker	0.3167	0.2129	2.4833	8.7600e-003	0.9490	6.2500e-003	0.9552	0.2520	5.7600e-003	0.2578	0.0000	792.8507	792.8507	0.0170	0.0000	793.2752
Total	**0.4088**	**3.4282**	**3.3846**	**0.0170**	**1.1614**	**0.0129**	**1.1744**	**0.3133**	**0.0122**	**0.3254**	**0.0000**	**1,607.2860**	**1,607.2860**	**0.0829**	**0.0000**	**1,609.3586**

3.5 Building Construction - 2022

Unmitigated Construction On-Site

	ROG	NOx	CO	SO2	Fugitive PM10	Exhaust PM10	PM10 Total	Fugitive PM2.5	Exhaust PM2.5	PM2.5 Total	Bio- CO2	NBio- CO2	Total CO2	CH4	N2O	CO2e
Category	tons/yr										MT/yr					
Off-Road	0.0635	0.5869	0.6104	1.0100e-003		0.0303	0.0303		0.0284	0.0284	0.0000	86.9086	86.9086	0.0213	0.0000	87.4413
Total	**0.0635**	**0.5869**	**0.6104**	**1.0100e-003**		**0.0303**	**0.0303**		**0.0284**	**0.0284**	**0.0000**	**86.9086**	**86.9086**	**0.0213**	**0.0000**	**87.4413**

3.5 Building Construction - 2022

Unmitigated Construction Off-Site

	ROG	NOx	CO	SO2	Fugitive PM10	Exhaust PM10	PM10 Total	Fugitive PM2.5	Exhaust PM2.5	PM2.5 Total	Bio- CO2	NBio- CO2	Total CO2	CH4	N2O	CO2e
Category	tons/yr										MT/yr					
Hauling	0.0000	0.0000	0.0000	0.0000	0.0000	0.0000	0.0000	0.0000	0.0000	0.0000	0.0000	0.0000	0.0000	0.0000	0.0000	0.0000
Vendor	0.0424	1.4875	0.4257	3.9900e-003	0.1040	2.8500e-003	0.1068	0.0300	2.7200e-003	0.0327	0.0000	394.7436	394.7436	0.0312	0.0000	395.5244
Worker	0.1467	0.0944	1.1332	4.1300e-003	0.4645	3.0000e-003	0.4675	0.1234	2.7600e-003	0.1261	0.0000	373.7402	373.7402	7.5400e-003	0.0000	373.9288
Total	**0.1890**	**1.5819**	**1.5589**	**8.1200e-003**	**0.5685**	**5.8500e-003**	**0.5744**	**0.1534**	**5.4800e-003**	**0.1588**	**0.0000**	**768.4838**	**768.4838**	**0.0388**	**0.0000**	**769.4532**

Mitigated Construction On-Site

	ROG	NOx	CO	SO2	Fugitive PM10	Exhaust PM10	PM10 Total	Fugitive PM2.5	Exhaust PM2.5	PM2.5 Total	Bio- CO2	NBio- CO2	Total CO2	CH4	N2O	CO2e
Category	tons/yr										MT/yr					
Off-Road	0.0621	0.5694	0.6116	1.0100e-003		0.0293	0.0293		0.0275	0.0275	0.0000	86.9085	86.9085	0.0213	0.0000	87.4412
Total	**0.0621**	**0.5694**	**0.6116**	**1.0100e-003**		**0.0293**	**0.0293**		**0.0275**	**0.0275**	**0.0000**	**86.9085**	**86.9085**	**0.0213**	**0.0000**	**87.4412**

3.5 Building Construction - 2022

Mitigated Construction Off-Site

	ROG	NOx	CO	SO2	Fugitive PM10	Exhaust PM10	PM10 Total	Fugitive PM2.5	Exhaust PM2.5	PM2.5 Total	Bio- CO2	NBio- CO2	Total CO2	CH4	N2O	CO2e
Category	tons/yr										MT/yr					
Hauling	0.0000	0.0000	0.0000	0.0000	0.0000	0.0000	0.0000	0.0000	0.0000	0.0000	0.0000	0.0000	0.0000	0.0000	0.0000	0.0000
Vendor	0.0424	1.4875	0.4257	3.9900e-003	0.1040	2.8500e-003	0.1068	0.0300	2.7200e-003	0.0327	0.0000	394.7436	394.7436	0.0312	0.0000	395.5244
Worker	0.1467	0.0944	1.1332	4.1300e-003	0.4645	3.0000e-003	0.4675	0.1234	2.7600e-003	0.1261	0.0000	373.7402	373.7402	7.5400e-003	0.0000	373.9288
Total	**0.1890**	**1.5819**	**1.5589**	**8.1200e-003**	**0.5685**	**5.8500e-003**	**0.5744**	**0.1534**	**5.4800e-003**	**0.1588**	**0.0000**	**768.4838**	**768.4838**	**0.0388**	**0.0000**	**769.4532**

3.6 Paving - 2021

Unmitigated Construction On-Site

	ROG	NOx	CO	SO2	Fugitive PM10	Exhaust PM10	PM10 Total	Fugitive PM2.5	Exhaust PM2.5	PM2.5 Total	Bio- CO2	NBio- CO2	Total CO2	CH4	N2O	CO2e
Category	tons/yr										MT/yr					
Off-Road	0.0370	0.3811	0.4323	6.7000e-004		0.0200	0.0200		0.0184	0.0184	0.0000	59.0693	59.0693	0.0191	0.0000	59.5469
Paving	0.0125					0.0000	0.0000		0.0000	0.0000	0.0000	0.0000	0.0000	0.0000	0.0000	0.0000
Total	**0.0495**	**0.3811**	**0.4323**	**6.7000e-004**		**0.0200**	**0.0200**		**0.0184**	**0.0184**	**0.0000**	**59.0693**	**59.0693**	**0.0191**	**0.0000**	**59.5469**

3.6 Paving - 2021

Unmitigated Construction Off-Site

	ROG	NOx	CO	SO2	Fugitive PM10	Exhaust PM10	PM10 Total	Fugitive PM2.5	Exhaust PM2.5	PM2.5 Total	Bio- CO2	NBio- CO2	Total CO2	CH4	N2O	CO2e
Category	tons/yr										MT/yr					
Hauling	0.0000	0.0000	0.0000	0.0000	0.0000	0.0000	0.0000	0.0000	0.0000	0.0000	0.0000	0.0000	0.0000	0.0000	0.0000	0.0000
Vendor	0.0000	0.0000	0.0000	0.0000	0.0000	0.0000	0.0000	0.0000	0.0000	0.0000	0.0000	0.0000	0.0000	0.0000	0.0000	0.0000
Worker	1.6200e-003	1.0900e-003	0.0127	4.0000e-005	4.8600e-003	3.0000e-005	4.8900e-003	1.2900e-003	3.0000e-005	1.3200e-003	0.0000	4.0586	4.0586	9.0000e-005	0.0000	4.0607
Total	**1.6200e-003**	**1.0900e-003**	**0.0127**	**4.0000e-005**	**4.8600e-003**	**3.0000e-005**	**4.8900e-003**	**1.2900e-003**	**3.0000e-005**	**1.3200e-003**	**0.0000**	**4.0586**	**4.0586**	**9.0000e-005**	**0.0000**	**4.0607**

Mitigated Construction On-Site

	ROG	NOx	CO	SO2	Fugitive PM10	Exhaust PM10	PM10 Total	Fugitive PM2.5	Exhaust PM2.5	PM2.5 Total	Bio- CO2	NBio- CO2	Total CO2	CH4	N2O	CO2e
Category	tons/yr										MT/yr					
Off-Road	0.0370	0.3811	0.4323	6.7000e-004		0.0200	0.0200		0.0184	0.0184	0.0000	59.0692	59.0692	0.0191	0.0000	59.5468
Paving	0.0125					0.0000	0.0000		0.0000	0.0000	0.0000	0.0000	0.0000	0.0000	0.0000	0.0000
Total	**0.0495**	**0.3811**	**0.4323**	**6.7000e-004**		**0.0200**	**0.0200**		**0.0184**	**0.0184**	**0.0000**	**59.0692**	**59.0692**	**0.0191**	**0.0000**	**59.5468**

3.6 Paving - 2021

Mitigated Construction Off-Site

	ROG	NOx	CO	SO2	Fugitive PM10	Exhaust PM10	PM10 Total	Fugitive PM2.5	Exhaust PM2.5	PM2.5 Total	Bio- CO2	NBio- CO2	Total CO2	CH4	N2O	CO2e
Category	tons/yr										MT/yr					
Hauling	0.0000	0.0000	0.0000	0.0000	0.0000	0.0000	0.0000	0.0000	0.0000	0.0000	0.0000	0.0000	0.0000	0.0000	0.0000	0.0000
Vendor	0.0000	0.0000	0.0000	0.0000	0.0000	0.0000	0.0000	0.0000	0.0000	0.0000	0.0000	0.0000	0.0000	0.0000	0.0000	0.0000
Worker	1.6200e-003	1.0900e-003	0.0127	4.0000e-005	4.8600e-003	3.0000e-005	4.8900e-003	1.2900e-003	3.0000e-005	1.3200e-003	0.0000	4.0586	4.0586	9.0000e-005	0.0000	4.0607
Total	**1.6200e-003**	**1.0900e-003**	**0.0127**	**4.0000e-005**	**4.8600e-003**	**3.0000e-005**	**4.8900e-003**	**1.2900e-003**	**3.0000e-005**	**1.3200e-003**	**0.0000**	**4.0586**	**4.0586**	**9.0000e-005**	**0.0000**	**4.0607**

3.6 Paving - 2022

Unmitigated Construction On-Site

	ROG	NOx	CO	SO2	Fugitive PM10	Exhaust PM10	PM10 Total	Fugitive PM2.5	Exhaust PM2.5	PM2.5 Total	Bio- CO2	NBio- CO2	Total CO2	CH4	N2O	CO2e
Category	tons/yr										MT/yr					
Off-Road	0.0673	0.6786	0.8894	1.3900e-003		0.0346	0.0346		0.0319	0.0319	0.0000	122.1681	122.1681	0.0395	0.0000	123.1559
Paving	0.0258					0.0000	0.0000		0.0000	0.0000	0.0000	0.0000	0.0000	0.0000	0.0000	0.0000
Total	**0.0930**	**0.6786**	**0.8894**	**1.3900e-003**		**0.0346**	**0.0346**		**0.0319**	**0.0319**	**0.0000**	**122.1681**	**122.1681**	**0.0395**	**0.0000**	**123.1559**

3.6 Paving - 2022

Unmitigated Construction Off-Site

	ROG	NOx	CO	SO2	Fugitive PM10	Exhaust PM10	PM10 Total	Fugitive PM2.5	Exhaust PM2.5	PM2.5 Total	Bio- CO2	NBio- CO2	Total CO2	CH4	N2O	CO2e
Category	tons/yr										MT/yr					
Hauling	0.0000	0.0000	0.0000	0.0000	0.0000	0.0000	0.0000	0.0000	0.0000	0.0000	0.0000	0.0000	0.0000	0.0000	0.0000	0.0000
Vendor	0.0000	0.0000	0.0000	0.0000	0.0000	0.0000	0.0000	0.0000	0.0000	0.0000	0.0000	0.0000	0.0000	0.0000	0.0000	0.0000
Worker	3.1700e-003	2.0400e-003	0.0245	9.0000e-005	0.0100	6.0000e-005	0.0101	2.6700e-003	6.0000e-005	2.7300e-003	0.0000	8.0816	8.0816	1.6000e-004	0.0000	8.0857
Total	**3.1700e-003**	**2.0400e-003**	**0.0245**	**9.0000e-005**	**0.0100**	**6.0000e-005**	**0.0101**	**2.6700e-003**	**6.0000e-005**	**2.7300e-003**	**0.0000**	**8.0816**	**8.0816**	**1.6000e-004**	**0.0000**	**8.0857**

Mitigated Construction On-Site

	ROG	NOx	CO	SO2	Fugitive PM10	Exhaust PM10	PM10 Total	Fugitive PM2.5	Exhaust PM2.5	PM2.5 Total	Bio- CO2	NBio- CO2	Total CO2	CH4	N2O	CO2e
Category	tons/yr										MT/yr					
Off-Road	0.0673	0.6786	0.8894	1.3900e-003		0.0346	0.0346		0.0319	0.0319	0.0000	122.1680	122.1680	0.0395	0.0000	123.1557
Paving	0.0258					0.0000	0.0000		0.0000	0.0000	0.0000	0.0000	0.0000	0.0000	0.0000	0.0000
Total	**0.0930**	**0.6786**	**0.8894**	**1.3900e-003**		**0.0346**	**0.0346**		**0.0319**	**0.0319**	**0.0000**	**122.1680**	**122.1680**	**0.0395**	**0.0000**	**123.1557**

3.6 Paving - 2022

Mitigated Construction Off-Site

	ROG	NOx	CO	SO2	Fugitive PM10	Exhaust PM10	PM10 Total	Fugitive PM2.5	Exhaust PM2.5	PM2.5 Total	Bio- CO2	NBio- CO2	Total CO2	CH4	N2O	CO2e
Category	tons/yr										MT/yr					
Hauling	0.0000	0.0000	0.0000	0.0000	0.0000	0.0000	0.0000	0.0000	0.0000	0.0000	0.0000	0.0000	0.0000	0.0000	0.0000	0.0000
Vendor	0.0000	0.0000	0.0000	0.0000	0.0000	0.0000	0.0000	0.0000	0.0000	0.0000	0.0000	0.0000	0.0000	0.0000	0.0000	0.0000
Worker	3.1700e-003	2.0400e-003	0.0245	9.0000e-005	0.0100	6.0000e-005	0.0101	2.6700e-003	6.0000e-005	2.7300e-003	0.0000	8.0816	8.0816	1.6000e-004	0.0000	8.0857
Total	**3.1700e-003**	**2.0400e-003**	**0.0245**	**9.0000e-005**	**0.0100**	**6.0000e-005**	**0.0101**	**2.6700e-003**	**6.0000e-005**	**2.7300e-003**	**0.0000**	**8.0816**	**8.0816**	**1.6000e-004**	**0.0000**	**8.0857**

3.7 Architectural Coating - 2021

Unmitigated Construction On-Site

	ROG	NOx	CO	SO2	Fugitive PM10	Exhaust PM10	PM10 Total	Fugitive PM2.5	Exhaust PM2.5	PM2.5 Total	Bio- CO2	NBio- CO2	Total CO2	CH4	N2O	CO2e
Category	tons/yr										MT/yr					
Archit. Coating	1.4106					0.0000	0.0000		0.0000	0.0000	0.0000	0.0000	0.0000	0.0000	0.0000	0.0000
Off-Road	7.5900e-003	0.0529	0.0630	1.0000e-004		3.2600e-003	3.2600e-003		3.2600e-003	3.2600e-003	0.0000	8.8513	8.8513	6.1000e-004	0.0000	8.8665
Total	**1.4182**	**0.0529**	**0.0630**	**1.0000e-004**		**3.2600e-003**	**3.2600e-003**		**3.2600e-003**	**3.2600e-003**	**0.0000**	**8.8513**	**8.8513**	**6.1000e-004**	**0.0000**	**8.8665**

3.7 Architectural Coating - 2021

Unmitigated Construction Off-Site

	ROG	NOx	CO	SO2	Fugitive PM10	Exhaust PM10	PM10 Total	Fugitive PM2.5	Exhaust PM2.5	PM2.5 Total	Bio- CO2	NBio- CO2	Total CO2	CH4	N2O	CO2e
Category	tons/yr										MT/yr					
Hauling	0.0000	0.0000	0.0000	0.0000	0.0000	0.0000	0.0000	0.0000	0.0000	0.0000	0.0000	0.0000	0.0000	0.0000	0.0000	0.0000
Vendor	0.0000	0.0000	0.0000	0.0000	0.0000	0.0000	0.0000	0.0000	0.0000	0.0000	0.0000	0.0000	0.0000	0.0000	0.0000	0.0000
Worker	0.0231	0.0155	0.1808	6.4000e-004	0.0691	4.6000e-004	0.0695	0.0183	4.2000e-004	0.0188	0.0000	57.7096	57.7096	1.2400e-003	0.0000	57.7405
Total	**0.0231**	**0.0155**	**0.1808**	**6.4000e-004**	**0.0691**	**4.6000e-004**	**0.0695**	**0.0183**	**4.2000e-004**	**0.0188**	**0.0000**	**57.7096**	**57.7096**	**1.2400e-003**	**0.0000**	**57.7405**

Mitigated Construction On-Site

	ROG	NOx	CO	SO2	Fugitive PM10	Exhaust PM10	PM10 Total	Fugitive PM2.5	Exhaust PM2.5	PM2.5 Total	Bio- CO2	NBio- CO2	Total CO2	CH4	N2O	CO2e
Category	tons/yr										MT/yr					
Archit. Coating	1.4106					0.0000	0.0000		0.0000	0.0000	0.0000	0.0000	0.0000	0.0000	0.0000	0.0000
Off-Road	7.5900e-003	0.0529	0.0630	1.0000e-004		3.2600e-003	3.2600e-003		3.2600e-003	3.2600e-003	0.0000	8.8513	8.8513	6.1000e-004	0.0000	8.8665
Total	**1.4182**	**0.0529**	**0.0630**	**1.0000e-004**		**3.2600e-003**	**3.2600e-003**		**3.2600e-003**	**3.2600e-003**	**0.0000**	**8.8513**	**8.8513**	**6.1000e-004**	**0.0000**	**8.8665**

3.7 Architectural Coating - 2021

Mitigated Construction Off-Site

	ROG	NOx	CO	SO2	Fugitive PM10	Exhaust PM10	PM10 Total	Fugitive PM2.5	Exhaust PM2.5	PM2.5 Total	Bio- CO2	NBio- CO2	Total CO2	CH4	N2O	CO2e
Category	tons/yr										MT/yr					
Hauling	0.0000	0.0000	0.0000	0.0000	0.0000	0.0000	0.0000	0.0000	0.0000	0.0000	0.0000	0.0000	0.0000	0.0000	0.0000	0.0000
Vendor	0.0000	0.0000	0.0000	0.0000	0.0000	0.0000	0.0000	0.0000	0.0000	0.0000	0.0000	0.0000	0.0000	0.0000	0.0000	0.0000
Worker	0.0231	0.0155	0.1808	6.4000e-004	0.0691	4.6000e-004	0.0695	0.0183	4.2000e-004	0.0188	0.0000	57.7096	57.7096	1.2400e-003	0.0000	57.7405
Total	**0.0231**	**0.0155**	**0.1808**	**6.4000e-004**	**0.0691**	**4.6000e-004**	**0.0695**	**0.0183**	**4.2000e-004**	**0.0188**	**0.0000**	**57.7096**	**57.7096**	**1.2400e-003**	**0.0000**	**57.7405**

3.7 Architectural Coating - 2022

Unmitigated Construction On-Site

	ROG	NOx	CO	SO2	Fugitive PM10	Exhaust PM10	PM10 Total	Fugitive PM2.5	Exhaust PM2.5	PM2.5 Total	Bio- CO2	NBio- CO2	Total CO2	CH4	N2O	CO2e
Category	tons/yr										MT/yr					
Archit. Coating	2.4957					0.0000	0.0000		0.0000	0.0000	0.0000	0.0000	0.0000	0.0000	0.0000	0.0000
Off-Road	0.0125	0.0864	0.1112	1.8000e-004		5.0100e-003	5.0100e-003		5.0100e-003	5.0100e-003	0.0000	15.6600	15.6600	1.0200e-003	0.0000	15.6855
Total	**2.5083**	**0.0864**	**0.1112**	**1.8000e-004**		**5.0100e-003**	**5.0100e-003**		**5.0100e-003**	**5.0100e-003**	**0.0000**	**15.6600**	**15.6600**	**1.0200e-003**	**0.0000**	**15.6855**

3.7 Architectural Coating - 2022

Unmitigated Construction Off-Site

	ROG	NOx	CO	SO2	Fugitive PM10	Exhaust PM10	PM10 Total	Fugitive PM2.5	Exhaust PM2.5	PM2.5 Total	Bio- CO2	NBio- CO2	Total CO2	CH4	N2O	CO2e
Category	tons/yr										MT/yr					
Hauling	0.0000	0.0000	0.0000	0.0000	0.0000	0.0000	0.0000	0.0000	0.0000	0.0000	0.0000	0.0000	0.0000	0.0000	0.0000	0.0000
Vendor	0.0000	0.0000	0.0000	0.0000	0.0000	0.0000	0.0000	0.0000	0.0000	0.0000	0.0000	0.0000	0.0000	0.0000	0.0000	0.0000
Worker	0.0386	0.0248	0.2981	1.0900e-003	0.1222	7.9000e-004	0.1230	0.0325	7.3000e-004	0.0332	0.0000	98.3215	98.3215	1.9800e-003	0.0000	98.3712
Total	**0.0386**	**0.0248**	**0.2981**	**1.0900e-003**	**0.1222**	**7.9000e-004**	**0.1230**	**0.0325**	**7.3000e-004**	**0.0332**	**0.0000**	**98.3215**	**98.3215**	**1.9800e-003**	**0.0000**	**98.3712**

Mitigated Construction On-Site

	ROG	NOx	CO	SO2	Fugitive PM10	Exhaust PM10	PM10 Total	Fugitive PM2.5	Exhaust PM2.5	PM2.5 Total	Bio- CO2	NBio- CO2	Total CO2	CH4	N2O	CO2e
Category	tons/yr										MT/yr					
Archit. Coating	2.4957					0.0000	0.0000		0.0000	0.0000	0.0000	0.0000	0.0000	0.0000	0.0000	0.0000
Off-Road	0.0125	0.0864	0.1112	1.8000e-004		5.0100e-003	5.0100e-003		5.0100e-003	5.0100e-003	0.0000	15.6599	15.6599	1.0200e-003	0.0000	15.6854
Total	**2.5083**	**0.0864**	**0.1112**	**1.8000e-004**		**5.0100e-003**	**5.0100e-003**		**5.0100e-003**	**5.0100e-003**	**0.0000**	**15.6599**	**15.6599**	**1.0200e-003**	**0.0000**	**15.6854**

3.7 Architectural Coating - 2022

Mitigated Construction Off-Site

	ROG	NOx	CO	SO2	Fugitive PM10	Exhaust PM10	PM10 Total	Fugitive PM2.5	Exhaust PM2.5	PM2.5 Total	Bio- CO2	NBio- CO2	Total CO2	CH4	N2O	CO2e
Category	tons/yr										MT/yr					
Hauling	0.0000	0.0000	0.0000	0.0000	0.0000	0.0000	0.0000	0.0000	0.0000	0.0000	0.0000	0.0000	0.0000	0.0000	0.0000	0.0000
Vendor	0.0000	0.0000	0.0000	0.0000	0.0000	0.0000	0.0000	0.0000	0.0000	0.0000	0.0000	0.0000	0.0000	0.0000	0.0000	0.0000
Worker	0.0386	0.0248	0.2981	1.0900e-003	0.1222	7.9000e-004	0.1230	0.0325	7.3000e-004	0.0332	0.0000	98.3215	98.3215	1.9800e-003	0.0000	98.3712
Total	**0.0386**	**0.0248**	**0.2981**	**1.0900e-003**	**0.1222**	**7.9000e-004**	**0.1230**	**0.0325**	**7.3000e-004**	**0.0332**	**0.0000**	**98.3215**	**98.3215**	**1.9800e-003**	**0.0000**	**98.3712**

4.0 Operational Detail - Mobile

4.1 Mitigation Measures Mobile

	ROG	NOx	CO	SO2	Fugitive PM10	Exhaust PM10	PM10 Total	Fugitive PM2.5	Exhaust PM2.5	PM2.5 Total	Bio- CO2	NBio- CO2	Total CO2	CH4	N2O	CO2e
Category	tons/yr										MT/yr					
Mitigated	0.0000	0.0000	0.0000	0.0000	0.0000	0.0000	0.0000	0.0000	0.0000	0.0000	0.0000	0.0000	0.0000	0.0000	0.0000	0.0000
Unmitigated	0.0000	0.0000	0.0000	0.0000	0.0000	0.0000	0.0000	0.0000	0.0000	0.0000	0.0000	0.0000	0.0000	0.0000	0.0000	0.0000

4.2 Trip Summary Information

	Average Daily Trip Rate			Unmitigated	Mitigated
Land Use	Weekday	Saturday	Sunday	Annual VMT	Annual VMT
Other Asphalt Surfaces	0.00	0.00	0.00		
Parking Lot	0.00	0.00	0.00		
Refrigerated Warehouse-No Rail	0.00	0.00	0.00		
Unrefrigerated Warehouse-No Rail	0.00	0.00	0.00		
Total	0.00	0.00	0.00		

4.3 Trip Type Information

	Miles			Trip %			Trip Purpose %		
Land Use	H-W or C-W	H-S or C-C	H-O or C-NW	H-W or C-W	H-S or C-C	H-O or C-NW	Primary	Diverted	Pass-by
Other Asphalt Surfaces	16.60	8.40	6.90	0.00	0.00	0.00	0	0	0
Parking Lot	16.60	8.40	6.90	0.00	0.00	0.00	0	0	0
Refrigerated Warehouse-No	16.60	8.40	6.90	0.00	0.00	0.00	0	0	0
Unrefrigerated Warehouse-No	16.60	8.40	6.90	0.00	0.00	0.00	0	0	0

4.4 Fleet Mix

Land Use	LDA	LDT1	LDT2	MDV	LHD1	LHD2	MHD	HHD	OBUS	UBUS	MCY	SBUS	MH
Other Asphalt Surfaces	0.561378	0.043284	0.209473	0.111826	0.015545	0.005795	0.025829	0.017125	0.001747	0.001542	0.004926	0.000594	0.000934
Parking Lot	0.561378	0.043284	0.209473	0.111826	0.015545	0.005795	0.025829	0.017125	0.001747	0.001542	0.004926	0.000594	0.000934
Refrigerated Warehouse-No Rail	0.561378	0.043284	0.209473	0.111826	0.015545	0.005795	0.025829	0.017125	0.001747	0.001542	0.004926	0.000594	0.000934
Unrefrigerated Warehouse-No Rail	0.561378	0.043284	0.209473	0.111826	0.015545	0.005795	0.025829	0.017125	0.001747	0.001542	0.004926	0.000594	0.000934

5.0 Energy Detail

Historical Energy Use: N

5.1 Mitigation Measures Energy

	ROG	NOx	CO	SO2	Fugitive PM10	Exhaust PM10	PM10 Total	Fugitive PM2.5	Exhaust PM2.5	PM2.5 Total	Bio- CO2	NBio- CO2	Total CO2	CH4	N2O	CO2e
Category	tons/yr										MT/yr					
Electricity Mitigated						0.0000	0.0000		0.0000	0.0000	0.0000	0.0000	0.0000	0.0000	0.0000	0.0000
Electricity Unmitigated						0.0000	0.0000		0.0000	0.0000	0.0000	0.0000	0.0000	0.0000	0.0000	0.0000
NaturalGas Mitigated	0.0000	0.0000	0.0000	0.0000		0.0000	0.0000		0.0000	0.0000	0.0000	0.0000	0.0000	0.0000	0.0000	0.0000
NaturalGas Unmitigated	0.0000	0.0000	0.0000	0.0000		0.0000	0.0000		0.0000	0.0000	0.0000	0.0000	0.0000	0.0000	0.0000	0.0000

5.2 Energy by Land Use - NaturalGas

Unmitigated

	NaturalGas Use	ROG	NOx	CO	SO2	Fugitive PM10	Exhaust PM10	PM10 Total	Fugitive PM2.5	Exhaust PM2.5	PM2.5 Total	Bio- CO2	NBio- CO2	Total CO2	CH4	N2O	CO2e
Land Use	kBTU/yr	tons/yr										MT/yr					
Other Asphalt Surfaces	0	0.0000	0.0000	0.0000	0.0000		0.0000	0.0000		0.0000	0.0000	0.0000	0.0000	0.0000	0.0000	0.0000	0.0000
Parking Lot	0	0.0000	0.0000	0.0000	0.0000		0.0000	0.0000		0.0000	0.0000	0.0000	0.0000	0.0000	0.0000	0.0000	0.0000
Refrigerated Warehouse-No Rail	0	0.0000	0.0000	0.0000	0.0000		0.0000	0.0000		0.0000	0.0000	0.0000	0.0000	0.0000	0.0000	0.0000	0.0000
Unrefrigerated Warehouse-No Rail	0	0.0000	0.0000	0.0000	0.0000		0.0000	0.0000		0.0000	0.0000	0.0000	0.0000	0.0000	0.0000	0.0000	0.0000
Total		**0.0000**	**0.0000**	**0.0000**	**0.0000**		**0.0000**	**0.0000**		**0.0000**	**0.0000**	**0.0000**	**0.0000**	**0.0000**	**0.0000**	**0.0000**	**0.0000**

5.2 Energy by Land Use - NaturalGas

Mitigated

	NaturalGas Use	ROG	NOx	CO	SO2	Fugitive PM10	Exhaust PM10	PM10 Total	Fugitive PM2.5	Exhaust PM2.5	PM2.5 Total	Bio- CO2	NBio- CO2	Total CO2	CH4	N2O	CO2e
Land Use	kBTU/yr	tons/yr										MT/yr					
Other Asphalt Surfaces	0	0.0000	0.0000	0.0000	0.0000		0.0000	0.0000		0.0000	0.0000	0.0000	0.0000	0.0000	0.0000	0.0000	0.0000
Parking Lot	0	0.0000	0.0000	0.0000	0.0000		0.0000	0.0000		0.0000	0.0000	0.0000	0.0000	0.0000	0.0000	0.0000	0.0000
Refrigerated Warehouse-No Rail	0	0.0000	0.0000	0.0000	0.0000		0.0000	0.0000		0.0000	0.0000	0.0000	0.0000	0.0000	0.0000	0.0000	0.0000
Unrefrigerated Warehouse-No Rail	0	0.0000	0.0000	0.0000	0.0000		0.0000	0.0000		0.0000	0.0000	0.0000	0.0000	0.0000	0.0000	0.0000	0.0000
Total		**0.0000**	**0.0000**	**0.0000**	**0.0000**		**0.0000**	**0.0000**		**0.0000**	**0.0000**	**0.0000**	**0.0000**	**0.0000**	**0.0000**	**0.0000**	**0.0000**

5.3 Energy by Land Use - Electricity

Unmitigated

	Electricity Use	Total CO2	CH4	N2O	CO2e
Land Use	kWh/yr	MT/yr			
Other Asphalt Surfaces	0	0.0000	0.0000	0.0000	0.0000
Parking Lot	0	0.0000	0.0000	0.0000	0.0000
Refrigerated Warehouse-No Rail	0	0.0000	0.0000	0.0000	0.0000
Unrefrigerated Warehouse-No Rail	0	0.0000	0.0000	0.0000	0.0000
Total		**0.0000**	**0.0000**	**0.0000**	**0.0000**

5.3 Energy by Land Use - Electricity

Mitigated

	Electricity Use	Total CO2	CH4	N2O	CO2e
Land Use	kWh/yr	MT/yr			
Other Asphalt Surfaces	0	0.0000	0.0000	0.0000	0.0000
Parking Lot	0	0.0000	0.0000	0.0000	0.0000
Refrigerated Warehouse-No Rail	0	0.0000	0.0000	0.0000	0.0000
Unrefrigerated Warehouse-No Rail	0	0.0000	0.0000	0.0000	0.0000
Total		**0.0000**	**0.0000**	**0.0000**	**0.0000**

6.0 Area Detail

6.1 Mitigation Measures Area

	ROG	NOx	CO	SO2	Fugitive PM10	Exhaust PM10	PM10 Total	Fugitive PM2.5	Exhaust PM2.5	PM2.5 Total	Bio- CO2	NBio- CO2	Total CO2	CH4	N2O	CO2e
Category	tons/yr										MT/yr					
Mitigated	6.6655	4.2000e-004	0.0458	0.0000		1.6000e-004	1.6000e-004		1.6000e-004	1.6000e-004	0.0000	0.0890	0.0890	2.3000e-004	0.0000	0.0948
Unmitigated	6.6655	4.2000e-004	0.0458	0.0000		1.6000e-004	1.6000e-004		1.6000e-004	1.6000e-004	0.0000	0.0890	0.0890	2.3000e-004	0.0000	0.0948

6.2 Area by SubCategory

Unmitigated

	ROG	NOx	CO	SO2	Fugitive PM10	Exhaust PM10	PM10 Total	Fugitive PM2.5	Exhaust PM2.5	PM2.5 Total	Bio- CO2	NBio- CO2	Total CO2	CH4	N2O	CO2e
SubCategory	tons/yr										MT/yr					
Architectural Coating	0.7636					0.0000	0.0000		0.0000	0.0000	0.0000	0.0000	0.0000	0.0000	0.0000	0.0000
Consumer Products	5.8976					0.0000	0.0000		0.0000	0.0000	0.0000	0.0000	0.0000	0.0000	0.0000	0.0000
Landscaping	4.2600e-003	4.2000e-004	0.0458	0.0000		1.6000e-004	1.6000e-004		1.6000e-004	1.6000e-004	0.0000	0.0890	0.0890	2.3000e-004	0.0000	0.0948
Total	**6.6655**	**4.2000e-004**	**0.0458**	**0.0000**		**1.6000e-004**	**1.6000e-004**		**1.6000e-004**	**1.6000e-004**	**0.0000**	**0.0890**	**0.0890**	**2.3000e-004**	**0.0000**	**0.0948**

6.2 Area by SubCategory

Mitigated

	ROG	NOx	CO	SO2	Fugitive PM10	Exhaust PM10	PM10 Total	Fugitive PM2.5	Exhaust PM2.5	PM2.5 Total	Bio- CO2	NBio- CO2	Total CO2	CH4	N2O	CO2e
SubCategory	tons/yr										MT/yr					
Architectural Coating	0.7636					0.0000	0.0000		0.0000	0.0000	0.0000	0.0000	0.0000	0.0000	0.0000	0.0000
Consumer Products	5.8976					0.0000	0.0000		0.0000	0.0000	0.0000	0.0000	0.0000	0.0000	0.0000	0.0000
Landscaping	4.2600e-003	4.2000e-004	0.0458	0.0000		1.6000e-004	1.6000e-004		1.6000e-004	1.6000e-004	0.0000	0.0890	0.0890	2.3000e-004	0.0000	0.0948
Total	**6.6655**	**4.2000e-004**	**0.0458**	**0.0000**		**1.6000e-004**	**1.6000e-004**		**1.6000e-004**	**1.6000e-004**	**0.0000**	**0.0890**	**0.0890**	**2.3000e-004**	**0.0000**	**0.0948**

7.0 Water Detail

7.1 Mitigation Measures Water

	Total CO2	CH4	N2O	CO2e
Category	MT/yr			
Mitigated	0.0000	0.0000	0.0000	0.0000
Unmitigated	0.0000	0.0000	0.0000	0.0000

7.2 Water by Land Use

Unmitigated

	Indoor/Outdoor Use	Total CO2	CH4	N2O	CO2e
Land Use	Mgal	MT/yr			
Other Asphalt Surfaces	0 / 0	0.0000	0.0000	0.0000	0.0000
Parking Lot	0 / 0	0.0000	0.0000	0.0000	0.0000
Refrigerated Warehouse-No Rail	0 / 0	0.0000	0.0000	0.0000	0.0000
Unrefrigerated Warehouse-No Rail	0 / 0	0.0000	0.0000	0.0000	0.0000
Total		**0.0000**	**0.0000**	**0.0000**	**0.0000**

7.2 Water by Land Use

Mitigated

	Indoor/Outdoor Use	Total CO2	CH4	N2O	CO2e
Land Use	Mgal	MT/yr			
Other Asphalt Surfaces	0 / 0	0.0000	0.0000	0.0000	0.0000
Parking Lot	0 / 0	0.0000	0.0000	0.0000	0.0000
Refrigerated Warehouse-No Rail	0 / 0	0.0000	0.0000	0.0000	0.0000
Unrefrigerated Warehouse-No Rail	0 / 0	0.0000	0.0000	0.0000	0.0000
Total		**0.0000**	**0.0000**	**0.0000**	**0.0000**

8.0 Waste Detail

8.1 Mitigation Measures Waste

Category/Year

	Total CO2	CH4	N2O	CO2e
	MT/yr			
Mitigated	0.0000	0.0000	0.0000	0.0000
Unmitigated	0.0000	0.0000	0.0000	0.0000

8.2 Waste by Land Use

Unmitigated

	Waste Disposed	Total CO2	CH4	N2O	CO2e
Land Use	tons	MT/yr			
Other Asphalt Surfaces	0	0.0000	0.0000	0.0000	0.0000
Parking Lot	0	0.0000	0.0000	0.0000	0.0000
Refrigerated Warehouse-No Rail	0	0.0000	0.0000	0.0000	0.0000
Unrefrigerated Warehouse-No Rail	0	0.0000	0.0000	0.0000	0.0000
Total		**0.0000**	**0.0000**	**0.0000**	**0.0000**

8.2 Waste by Land Use

Mitigated

	Waste Disposed	Total CO2	CH4	N2O	CO2e
Land Use	tons	MT/yr			
Other Asphalt Surfaces	0	0.0000	0.0000	0.0000	0.0000
Parking Lot	0	0.0000	0.0000	0.0000	0.0000
Refrigerated Warehouse-No Rail	0	0.0000	0.0000	0.0000	0.0000
Unrefrigerated Warehouse-No Rail	0	0.0000	0.0000	0.0000	0.0000
Total		**0.0000**	**0.0000**	**0.0000**	**0.0000**

9.0 Operational Offroad

Equipment Type	Number	Hours/Day	Days/Year	Horse Power	Load Factor	Fuel Type

10.0 Stationary Equipment

Fire Pumps and Emergency Generators

Equipment Type	Number	Hours/Day	Hours/Year	Horse Power	Load Factor	Fuel Type

Boilers

Equipment Type	Number	Heat Input/Day	Heat Input/Year	Boiler Rating	Fuel Type

User Defined Equipment

Equipment Type	Number

11.0 Vegetation

GLC Fullerton (Crushing - Unmitigated)

Orange County, Annual

1.0 Project Characteristics

1.1 Land Usage

Land Uses	Size	Metric	Lot Acreage	Floor Surface Area	Population
Other Asphalt Surfaces	1.00	Acre	1.00	43,560.00	0

1.2 Other Project Characteristics

Urbanization	Urban	**Wind Speed (m/s)**	2.2	**Precipitation Freq (Days)**	30
Climate Zone	8			**Operational Year**	2022
Utility Company	Southern California Edison				
CO2 Intensity (lb/MWhr)	702.44	**CH4 Intensity (lb/MWhr)**	0.029	**N2O Intensity (lb/MWhr)**	0.006

1.3 User Entered Comments & Non-Default Data

Project Characteristics -

Land Use -

Construction Phase - Number of crushing days based on information provided by the Project Applicant.

Off-road Equipment - Based on information provided by the Project Applicant, there will be 2 crushers on-site

Trips and VMT - Crushing will be conducted on-site

Demolition -

Area Coating -

Construction Off-road Equipment Mitigation - Rule 403

Vehicle Emission Factors - EMFAC2017

Vehicle Emission Factors - EMFAC2017

Vehicle Emission Factors - EMFAC2017

Table Name	Column Name	Default Value	New Value
tblConstructionPhase	NumDays	10.00	60.00
tblOffRoadEquipment	HorsePower	84.00	1,050.00
tblOffRoadEquipment	OffRoadEquipmentUnitAmount	1.00	0.00
tblOffRoadEquipment	OffRoadEquipmentUnitAmount	1.00	0.00
tblOffRoadEquipment	OffRoadEquipmentUnitAmount	3.00	0.00
tblTripsAndVMT	HaulingTripLength	20.00	0.00
tblTripsAndVMT	HaulingTripNumber	12,064.00	0.00
tblTripsAndVMT	VendorTripLength	6.90	0.00
tblTripsAndVMT	WorkerTripLength	14.70	0.00
tblTripsAndVMT	WorkerTripNumber	5.00	0.00
tblVehicleEF	HHD	0.58	0.03
tblVehicleEF	HHD	0.16	0.14
tblVehicleEF	HHD	0.07	1.0000e-006
tblVehicleEF	HHD	2.24	5.39

tblVehicleEF	HHD	1.31	0.84
tblVehicleEF	HHD	4.03	0.01
tblVehicleEF	HHD	4,069.38	1,057.87
tblVehicleEF	HHD	1,661.35	1,517.44
tblVehicleEF	HHD	12.98	0.09
tblVehicleEF	HHD	18.80	5.92
tblVehicleEF	HHD	3.54	3.93
tblVehicleEF	HHD	0.02	8.4880e-003
tblVehicleEF	HHD	0.06	0.06
tblVehicleEF	HHD	0.03	0.04
tblVehicleEF	HHD	0.01	0.05
tblVehicleEF	HHD	1.1900e-004	1.0000e-006
tblVehicleEF	HHD	0.02	8.1210e-003
tblVehicleEF	HHD	0.03	0.03
tblVehicleEF	HHD	8.6720e-003	8.7680e-003
tblVehicleEF	HHD	0.01	0.05
tblVehicleEF	HHD	1.0900e-004	1.0000e-006
tblVehicleEF	HHD	1.1400e-004	6.0000e-006
tblVehicleEF	HHD	4.7360e-003	2.4300e-004
tblVehicleEF	HHD	0.53	0.41
tblVehicleEF	HHD	8.6000e-005	4.0000e-006
tblVehicleEF	HHD	0.12	0.12
tblVehicleEF	HHD	4.2900e-004	1.1210e-003
tblVehicleEF	HHD	0.09	4.0000e-006
tblVehicleEF	HHD	0.04	9.6940e-003
tblVehicleEF	HHD	0.01	0.01
tblVehicleEF	HHD	1.9600e-004	1.0000e-006

tblVehicleEF	HHD	1.1400e-004	6.0000e-006
tblVehicleEF	HHD	4.7360e-003	2.4300e-004
tblVehicleEF	HHD	0.64	0.48
tblVehicleEF	HHD	8.6000e-005	4.0000e-006
tblVehicleEF	HHD	0.30	0.27
tblVehicleEF	HHD	4.2900e-004	1.1210e-003
tblVehicleEF	HHD	0.10	5.0000e-006
tblVehicleEF	HHD	0.55	0.03
tblVehicleEF	HHD	0.16	0.14
tblVehicleEF	HHD	0.07	1.0000e-006
tblVehicleEF	HHD	1.62	5.25
tblVehicleEF	HHD	1.31	0.84
tblVehicleEF	HHD	3.84	0.01
tblVehicleEF	HHD	4,310.95	1,057.02
tblVehicleEF	HHD	1,661.35	1,517.44
tblVehicleEF	HHD	12.98	0.09
tblVehicleEF	HHD	19.40	5.78
tblVehicleEF	HHD	3.35	3.72
tblVehicleEF	HHD	0.01	7.8070e-003
tblVehicleEF	HHD	0.06	0.06
tblVehicleEF	HHD	0.03	0.04
tblVehicleEF	HHD	0.01	0.05
tblVehicleEF	HHD	1.1900e-004	1.0000e-006
tblVehicleEF	HHD	0.01	7.4700e-003
tblVehicleEF	HHD	0.03	0.03
tblVehicleEF	HHD	8.6720e-003	8.7680e-003
tblVehicleEF	HHD	0.01	0.05

tblVehicleEF	HHD	1.0900e-004	1.0000e-006
tblVehicleEF	HHD	1.6300e-004	9.0000e-006
tblVehicleEF	HHD	4.8280e-003	2.4600e-004
tblVehicleEF	HHD	0.50	0.43
tblVehicleEF	HHD	1.2000e-004	6.0000e-006
tblVehicleEF	HHD	0.12	0.12
tblVehicleEF	HHD	4.1400e-004	1.1010e-003
tblVehicleEF	HHD	0.09	4.0000e-006
tblVehicleEF	HHD	0.04	9.6850e-003
tblVehicleEF	HHD	0.01	0.01
tblVehicleEF	HHD	1.9300e-004	1.0000e-006
tblVehicleEF	HHD	1.6300e-004	9.0000e-006
tblVehicleEF	HHD	4.8280e-003	2.4600e-004
tblVehicleEF	HHD	0.60	0.50
tblVehicleEF	HHD	1.2000e-004	6.0000e-006
tblVehicleEF	HHD	0.30	0.27
tblVehicleEF	HHD	4.1400e-004	1.1010e-003
tblVehicleEF	HHD	0.10	4.0000e-006
tblVehicleEF	HHD	0.63	0.02
tblVehicleEF	HHD	0.16	5.0360e-003
tblVehicleEF	HHD	0.07	1.0000e-006
tblVehicleEF	HHD	3.08	5.42
tblVehicleEF	HHD	1.30	0.46
tblVehicleEF	HHD	4.07	0.01
tblVehicleEF	HHD	3,735.78	1,027.42
tblVehicleEF	HHD	1,661.35	1,421.63
tblVehicleEF	HHD	12.98	0.09

tblVehicleEF	HHD	17.96	5.92
tblVehicleEF	HHD	3.48	3.78
tblVehicleEF	HHD	0.02	8.9820e-003
tblVehicleEF	HHD	0.06	0.06
tblVehicleEF	HHD	0.03	0.03
tblVehicleEF	HHD	0.01	0.05
tblVehicleEF	HHD	1.1900e-004	1.0000e-006
tblVehicleEF	HHD	0.02	8.5930e-003
tblVehicleEF	HHD	0.03	0.03
tblVehicleEF	HHD	8.6720e-003	8.5160e-003
tblVehicleEF	HHD	0.01	0.05
tblVehicleEF	HHD	1.0900e-004	1.0000e-006
tblVehicleEF	HHD	1.1200e-004	6.0000e-006
tblVehicleEF	HHD	5.0860e-003	2.7000e-004
tblVehicleEF	HHD	0.58	0.39
tblVehicleEF	HHD	8.6000e-005	4.0000e-006
tblVehicleEF	HHD	0.12	0.11
tblVehicleEF	HHD	4.6600e-004	1.1940e-003
tblVehicleEF	HHD	0.09	4.0000e-006
tblVehicleEF	HHD	0.03	9.7070e-003
tblVehicleEF	HHD	0.01	0.01
tblVehicleEF	HHD	1.9600e-004	1.0000e-006
tblVehicleEF	HHD	1.1200e-004	6.0000e-006
tblVehicleEF	HHD	5.0860e-003	2.7000e-004
tblVehicleEF	HHD	0.69	0.44
tblVehicleEF	HHD	8.6000e-005	4.0000e-006
tblVehicleEF	HHD	0.30	0.12

tblVehicleEF	HHD	4.6600e-004	1.1940e-003
tblVehicleEF	HHD	0.10	5.0000e-006
tblVehicleEF	LDA	3.9360e-003	2.6620e-003
tblVehicleEF	LDA	4.5350e-003	0.05
tblVehicleEF	LDA	0.55	0.68
tblVehicleEF	LDA	1.00	2.11
tblVehicleEF	LDA	252.97	265.52
tblVehicleEF	LDA	56.16	54.23
tblVehicleEF	LDA	0.04	0.04
tblVehicleEF	LDA	1.8750e-003	1.6720e-003
tblVehicleEF	LDA	2.2640e-003	1.9250e-003
tblVehicleEF	LDA	1.7270e-003	1.5400e-003
tblVehicleEF	LDA	2.0810e-003	1.7700e-003
tblVehicleEF	LDA	0.03	0.05
tblVehicleEF	LDA	0.09	0.10
tblVehicleEF	LDA	0.03	0.05
tblVehicleEF	LDA	9.9340e-003	0.01
tblVehicleEF	LDA	0.04	0.21
tblVehicleEF	LDA	0.06	0.23
tblVehicleEF	LDA	2.5330e-003	2.6270e-003
tblVehicleEF	LDA	5.7800e-004	5.3700e-004
tblVehicleEF	LDA	0.03	0.05
tblVehicleEF	LDA	0.09	0.10
tblVehicleEF	LDA	0.03	0.05
tblVehicleEF	LDA	0.01	0.01
tblVehicleEF	LDA	0.04	0.21
tblVehicleEF	LDA	0.07	0.25

tblVehicleEF	LDA	4.1570e-003	2.8320e-003
tblVehicleEF	LDA	4.0770e-003	0.05
tblVehicleEF	LDA	0.60	0.74
tblVehicleEF	LDA	0.87	1.82
tblVehicleEF	LDA	263.60	276.40
tblVehicleEF	LDA	56.16	53.69
tblVehicleEF	LDA	0.04	0.03
tblVehicleEF	LDA	1.8750e-003	1.6720e-003
tblVehicleEF	LDA	2.2640e-003	1.9250e-003
tblVehicleEF	LDA	1.7270e-003	1.5400e-003
tblVehicleEF	LDA	2.0810e-003	1.7700e-003
tblVehicleEF	LDA	0.05	0.07
tblVehicleEF	LDA	0.09	0.10
tblVehicleEF	LDA	0.04	0.07
tblVehicleEF	LDA	0.01	0.01
tblVehicleEF	LDA	0.04	0.19
tblVehicleEF	LDA	0.05	0.21
tblVehicleEF	LDA	2.6400e-003	2.7340e-003
tblVehicleEF	LDA	5.7600e-004	5.3100e-004
tblVehicleEF	LDA	0.05	0.07
tblVehicleEF	LDA	0.09	0.10
tblVehicleEF	LDA	0.04	0.07
tblVehicleEF	LDA	0.02	0.02
tblVehicleEF	LDA	0.04	0.19
tblVehicleEF	LDA	0.06	0.23
tblVehicleEF	LDA	3.8610e-003	2.6080e-003
tblVehicleEF	LDA	4.6290e-003	0.05

tblVehicleEF	LDA	0.53	0.65
tblVehicleEF	LDA	1.03	2.18
tblVehicleEF	LDA	249.05	261.50
tblVehicleEF	LDA	56.16	54.34
tblVehicleEF	LDA	0.04	0.04
tblVehicleEF	LDA	1.8750e-003	1.6720e-003
tblVehicleEF	LDA	2.2640e-003	1.9250e-003
tblVehicleEF	LDA	1.7270e-003	1.5400e-003
tblVehicleEF	LDA	2.0810e-003	1.7700e-003
tblVehicleEF	LDA	0.03	0.05
tblVehicleEF	LDA	0.09	0.10
tblVehicleEF	LDA	0.03	0.05
tblVehicleEF	LDA	9.7480e-003	0.01
tblVehicleEF	LDA	0.04	0.23
tblVehicleEF	LDA	0.06	0.23
tblVehicleEF	LDA	2.4930e-003	2.5870e-003
tblVehicleEF	LDA	5.7900e-004	5.3800e-004
tblVehicleEF	LDA	0.03	0.05
tblVehicleEF	LDA	0.09	0.10
tblVehicleEF	LDA	0.03	0.05
tblVehicleEF	LDA	0.01	0.01
tblVehicleEF	LDA	0.04	0.23
tblVehicleEF	LDA	0.07	0.26
tblVehicleEF	LDT1	8.9890e-003	6.2080e-003
tblVehicleEF	LDT1	0.01	0.07
tblVehicleEF	LDT1	1.10	1.26
tblVehicleEF	LDT1	2.48	2.32

tblVehicleEF	LDT1	313.91	313.05
tblVehicleEF	LDT1	69.94	65.11
tblVehicleEF	LDT1	0.10	0.10
tblVehicleEF	LDT1	2.4600e-003	2.3060e-003
tblVehicleEF	LDT1	3.1560e-003	2.6450e-003
tblVehicleEF	LDT1	2.2640e-003	2.1220e-003
tblVehicleEF	LDT1	2.9020e-003	2.4330e-003
tblVehicleEF	LDT1	0.11	0.12
tblVehicleEF	LDT1	0.24	0.19
tblVehicleEF	LDT1	0.10	0.11
tblVehicleEF	LDT1	0.02	0.03
tblVehicleEF	LDT1	0.15	0.66
tblVehicleEF	LDT1	0.17	0.36
tblVehicleEF	LDT1	3.1510e-003	3.0980e-003
tblVehicleEF	LDT1	7.4300e-004	6.4400e-004
tblVehicleEF	LDT1	0.11	0.12
tblVehicleEF	LDT1	0.24	0.19
tblVehicleEF	LDT1	0.10	0.11
tblVehicleEF	LDT1	0.03	0.04
tblVehicleEF	LDT1	0.15	0.66
tblVehicleEF	LDT1	0.19	0.40
tblVehicleEF	LDT1	9.4340e-003	6.5570e-003
tblVehicleEF	LDT1	0.01	0.07
tblVehicleEF	LDT1	1.18	1.36
tblVehicleEF	LDT1	2.14	2.00
tblVehicleEF	LDT1	326.59	324.18
tblVehicleEF	LDT1	69.94	64.47

tblVehicleEF	LDT1	0.09	0.09
tblVehicleEF	LDT1	2.4600e-003	2.3060e-003
tblVehicleEF	LDT1	3.1560e-003	2.6450e-003
tblVehicleEF	LDT1	2.2640e-003	2.1220e-003
tblVehicleEF	LDT1	2.9020e-003	2.4330e-003
tblVehicleEF	LDT1	0.16	0.18
tblVehicleEF	LDT1	0.25	0.20
tblVehicleEF	LDT1	0.13	0.15
tblVehicleEF	LDT1	0.02	0.03
tblVehicleEF	LDT1	0.14	0.61
tblVehicleEF	LDT1	0.15	0.32
tblVehicleEF	LDT1	3.2790e-003	3.2080e-003
tblVehicleEF	LDT1	7.3700e-004	6.3800e-004
tblVehicleEF	LDT1	0.16	0.18
tblVehicleEF	LDT1	0.25	0.20
tblVehicleEF	LDT1	0.13	0.15
tblVehicleEF	LDT1	0.03	0.04
tblVehicleEF	LDT1	0.14	0.61
tblVehicleEF	LDT1	0.17	0.36
tblVehicleEF	LDT1	8.8330e-003	6.0950e-003
tblVehicleEF	LDT1	0.01	0.07
tblVehicleEF	LDT1	1.06	1.22
tblVehicleEF	LDT1	2.56	2.40
tblVehicleEF	LDT1	309.22	308.94
tblVehicleEF	LDT1	69.94	65.25
tblVehicleEF	LDT1	0.10	0.10
tblVehicleEF	LDT1	2.4600e-003	2.3060e-003

tblVehicleEF	LDT1	3.1560e-003	2.6450e-003
tblVehicleEF	LDT1	2.2640e-003	2.1220e-003
tblVehicleEF	LDT1	2.9020e-003	2.4330e-003
tblVehicleEF	LDT1	0.11	0.13
tblVehicleEF	LDT1	0.27	0.22
tblVehicleEF	LDT1	0.10	0.11
tblVehicleEF	LDT1	0.02	0.03
tblVehicleEF	LDT1	0.18	0.78
tblVehicleEF	LDT1	0.17	0.37
tblVehicleEF	LDT1	3.1040e-003	3.0570e-003
tblVehicleEF	LDT1	7.4400e-004	6.4600e-004
tblVehicleEF	LDT1	0.11	0.13
tblVehicleEF	LDT1	0.27	0.22
tblVehicleEF	LDT1	0.10	0.11
tblVehicleEF	LDT1	0.03	0.04
tblVehicleEF	LDT1	0.18	0.78
tblVehicleEF	LDT1	0.19	0.41
tblVehicleEF	LDT2	5.3680e-003	4.0560e-003
tblVehicleEF	LDT2	5.9420e-003	0.07
tblVehicleEF	LDT2	0.70	0.91
tblVehicleEF	LDT2	1.29	2.69
tblVehicleEF	LDT2	356.05	341.01
tblVehicleEF	LDT2	79.07	71.31
tblVehicleEF	LDT2	0.06	0.07
tblVehicleEF	LDT2	1.8190e-003	1.6370e-003
tblVehicleEF	LDT2	2.2300e-003	1.8210e-003
tblVehicleEF	LDT2	1.6730e-003	1.5060e-003

tblVehicleEF	LDT2	2.0500e-003	1.6740e-003
tblVehicleEF	LDT2	0.04	0.07
tblVehicleEF	LDT2	0.10	0.12
tblVehicleEF	LDT2	0.05	0.08
tblVehicleEF	LDT2	0.01	0.02
tblVehicleEF	LDT2	0.06	0.39
tblVehicleEF	LDT2	0.08	0.32
tblVehicleEF	LDT2	3.5650e-003	3.3740e-003
tblVehicleEF	LDT2	8.1200e-004	7.0600e-004
tblVehicleEF	LDT2	0.04	0.07
tblVehicleEF	LDT2	0.10	0.12
tblVehicleEF	LDT2	0.05	0.08
tblVehicleEF	LDT2	0.02	0.02
tblVehicleEF	LDT2	0.06	0.39
tblVehicleEF	LDT2	0.09	0.35
tblVehicleEF	LDT2	5.6680e-003	4.3050e-003
tblVehicleEF	LDT2	5.3490e-003	0.06
tblVehicleEF	LDT2	0.76	0.99
tblVehicleEF	LDT2	1.12	2.32
tblVehicleEF	LDT2	370.66	352.00
tblVehicleEF	LDT2	79.07	70.61
tblVehicleEF	LDT2	0.06	0.06
tblVehicleEF	LDT2	1.8190e-003	1.6370e-003
tblVehicleEF	LDT2	2.2300e-003	1.8210e-003
tblVehicleEF	LDT2	1.6730e-003	1.5060e-003
tblVehicleEF	LDT2	2.0500e-003	1.6740e-003
tblVehicleEF	LDT2	0.06	0.11

tblVehicleEF	LDT2	0.10	0.13
tblVehicleEF	LDT2	0.06	0.10
tblVehicleEF	LDT2	0.01	0.02
tblVehicleEF	LDT2	0.05	0.36
tblVehicleEF	LDT2	0.07	0.29
tblVehicleEF	LDT2	3.7120e-003	3.4820e-003
tblVehicleEF	LDT2	8.0900e-004	6.9900e-004
tblVehicleEF	LDT2	0.06	0.11
tblVehicleEF	LDT2	0.10	0.13
tblVehicleEF	LDT2	0.06	0.10
tblVehicleEF	LDT2	0.02	0.02
tblVehicleEF	LDT2	0.05	0.36
tblVehicleEF	LDT2	0.08	0.31
tblVehicleEF	LDT2	5.2670e-003	3.9780e-003
tblVehicleEF	LDT2	6.0640e-003	0.07
tblVehicleEF	LDT2	0.68	0.88
tblVehicleEF	LDT2	1.32	2.77
tblVehicleEF	LDT2	350.66	336.95
tblVehicleEF	LDT2	79.07	71.46
tblVehicleEF	LDT2	0.06	0.07
tblVehicleEF	LDT2	1.8190e-003	1.6370e-003
tblVehicleEF	LDT2	2.2300e-003	1.8210e-003
tblVehicleEF	LDT2	1.6730e-003	1.5060e-003
tblVehicleEF	LDT2	2.0500e-003	1.6740e-003
tblVehicleEF	LDT2	0.04	0.07
tblVehicleEF	LDT2	0.11	0.13
tblVehicleEF	LDT2	0.05	0.08

tblVehicleEF	LDT2	0.01	0.02
tblVehicleEF	LDT2	0.07	0.46
tblVehicleEF	LDT2	0.08	0.33
tblVehicleEF	LDT2	3.5110e-003	3.3340e-003
tblVehicleEF	LDT2	8.1300e-004	7.0700e-004
tblVehicleEF	LDT2	0.04	0.07
tblVehicleEF	LDT2	0.11	0.13
tblVehicleEF	LDT2	0.05	0.08
tblVehicleEF	LDT2	0.02	0.02
tblVehicleEF	LDT2	0.07	0.46
tblVehicleEF	LDT2	0.09	0.36
tblVehicleEF	LHD1	5.4230e-003	5.8180e-003
tblVehicleEF	LHD1	9.3000e-003	5.0100e-003
tblVehicleEF	LHD1	0.02	0.02
tblVehicleEF	LHD1	0.15	0.19
tblVehicleEF	LHD1	0.70	0.57
tblVehicleEF	LHD1	2.36	1.09
tblVehicleEF	LHD1	9.04	9.05
tblVehicleEF	LHD1	595.62	667.72
tblVehicleEF	LHD1	32.10	12.41
tblVehicleEF	LHD1	0.08	0.06
tblVehicleEF	LHD1	1.16	0.81
tblVehicleEF	LHD1	8.6900e-004	7.5600e-004
tblVehicleEF	LHD1	0.01	9.6460e-003
tblVehicleEF	LHD1	0.01	7.2150e-003
tblVehicleEF	LHD1	8.6500e-004	2.5500e-004
tblVehicleEF	LHD1	8.3100e-004	7.2300e-004

tblVehicleEF	LHD1	2.5300e-003	2.4120e-003
tblVehicleEF	LHD1	9.6520e-003	6.8770e-003
tblVehicleEF	LHD1	7.9500e-004	2.3500e-004
tblVehicleEF	LHD1	2.7120e-003	2.2570e-003
tblVehicleEF	LHD1	0.09	0.07
tblVehicleEF	LHD1	0.02	0.02
tblVehicleEF	LHD1	1.7400e-003	1.4220e-003
tblVehicleEF	LHD1	0.06	0.05
tblVehicleEF	LHD1	0.28	0.47
tblVehicleEF	LHD1	0.24	0.08
tblVehicleEF	LHD1	9.1000e-005	8.8000e-005
tblVehicleEF	LHD1	5.8430e-003	6.5210e-003
tblVehicleEF	LHD1	3.6600e-004	1.2300e-004
tblVehicleEF	LHD1	2.7120e-003	2.2570e-003
tblVehicleEF	LHD1	0.09	0.07
tblVehicleEF	LHD1	0.02	0.03
tblVehicleEF	LHD1	1.7400e-003	1.4220e-003
tblVehicleEF	LHD1	0.07	0.06
tblVehicleEF	LHD1	0.28	0.47
tblVehicleEF	LHD1	0.27	0.09
tblVehicleEF	LHD1	5.4230e-003	5.8300e-003
tblVehicleEF	LHD1	9.4800e-003	5.0980e-003
tblVehicleEF	LHD1	0.02	0.02
tblVehicleEF	LHD1	0.15	0.19
tblVehicleEF	LHD1	0.71	0.58
tblVehicleEF	LHD1	2.26	1.04
tblVehicleEF	LHD1	9.04	9.05

tblVehicleEF	LHD1	595.62	667.74
tblVehicleEF	LHD1	32.10	12.33
tblVehicleEF	LHD1	0.08	0.06
tblVehicleEF	LHD1	1.10	0.76
tblVehicleEF	LHD1	8.6900e-004	7.5600e-004
tblVehicleEF	LHD1	0.01	9.6460e-003
tblVehicleEF	LHD1	0.01	7.2150e-003
tblVehicleEF	LHD1	8.6500e-004	2.5500e-004
tblVehicleEF	LHD1	8.3100e-004	7.2300e-004
tblVehicleEF	LHD1	2.5300e-003	2.4120e-003
tblVehicleEF	LHD1	9.6520e-003	6.8770e-003
tblVehicleEF	LHD1	7.9500e-004	2.3500e-004
tblVehicleEF	LHD1	3.7830e-003	3.1600e-003
tblVehicleEF	LHD1	0.09	0.07
tblVehicleEF	LHD1	0.02	0.02
tblVehicleEF	LHD1	2.3550e-003	1.9450e-003
tblVehicleEF	LHD1	0.06	0.05
tblVehicleEF	LHD1	0.27	0.45
tblVehicleEF	LHD1	0.23	0.08
tblVehicleEF	LHD1	9.1000e-005	8.8000e-005
tblVehicleEF	LHD1	5.8430e-003	6.5210e-003
tblVehicleEF	LHD1	3.6400e-004	1.2200e-004
tblVehicleEF	LHD1	3.7830e-003	3.1600e-003
tblVehicleEF	LHD1	0.09	0.07
tblVehicleEF	LHD1	0.02	0.03
tblVehicleEF	LHD1	2.3550e-003	1.9450e-003
tblVehicleEF	LHD1	0.07	0.06

tblVehicleEF	LHD1	0.27	0.45
tblVehicleEF	LHD1	0.26	0.08
tblVehicleEF	LHD1	5.4230e-003	5.8160e-003
tblVehicleEF	LHD1	9.2520e-003	4.9860e-003
tblVehicleEF	LHD1	0.02	0.02
tblVehicleEF	LHD1	0.15	0.19
tblVehicleEF	LHD1	0.70	0.57
tblVehicleEF	LHD1	2.38	1.09
tblVehicleEF	LHD1	9.04	9.05
tblVehicleEF	LHD1	595.62	667.72
tblVehicleEF	LHD1	32.10	12.42
tblVehicleEF	LHD1	0.08	0.06
tblVehicleEF	LHD1	1.14	0.80
tblVehicleEF	LHD1	8.6900e-004	7.5600e-004
tblVehicleEF	LHD1	0.01	9.6460e-003
tblVehicleEF	LHD1	0.01	7.2150e-003
tblVehicleEF	LHD1	8.6500e-004	2.5500e-004
tblVehicleEF	LHD1	8.3100e-004	7.2300e-004
tblVehicleEF	LHD1	2.5300e-003	2.4120e-003
tblVehicleEF	LHD1	9.6520e-003	6.8770e-003
tblVehicleEF	LHD1	7.9500e-004	2.3500e-004
tblVehicleEF	LHD1	2.8100e-003	2.3610e-003
tblVehicleEF	LHD1	0.10	0.08
tblVehicleEF	LHD1	0.02	0.02
tblVehicleEF	LHD1	1.7580e-003	1.4460e-003
tblVehicleEF	LHD1	0.06	0.05
tblVehicleEF	LHD1	0.30	0.50

tblVehicleEF	LHD1	0.24	0.08
tblVehicleEF	LHD1	9.1000e-005	8.8000e-005
tblVehicleEF	LHD1	5.8430e-003	6.5210e-003
tblVehicleEF	LHD1	3.6600e-004	1.2300e-004
tblVehicleEF	LHD1	2.8100e-003	2.3610e-003
tblVehicleEF	LHD1	0.10	0.08
tblVehicleEF	LHD1	0.02	0.03
tblVehicleEF	LHD1	1.7580e-003	1.4460e-003
tblVehicleEF	LHD1	0.07	0.06
tblVehicleEF	LHD1	0.30	0.50
tblVehicleEF	LHD1	0.27	0.09
tblVehicleEF	LHD2	3.9700e-003	4.2530e-003
tblVehicleEF	LHD2	3.7300e-003	3.6630e-003
tblVehicleEF	LHD2	8.2200e-003	0.01
tblVehicleEF	LHD2	0.13	0.16
tblVehicleEF	LHD2	0.32	0.41
tblVehicleEF	LHD2	1.26	0.76
tblVehicleEF	LHD2	13.68	13.61
tblVehicleEF	LHD2	611.53	679.10
tblVehicleEF	LHD2	27.56	10.01
tblVehicleEF	LHD2	0.10	0.09
tblVehicleEF	LHD2	0.75	0.94
tblVehicleEF	LHD2	1.1750e-003	1.1970e-003
tblVehicleEF	LHD2	0.01	0.01
tblVehicleEF	LHD2	9.2630e-003	0.01
tblVehicleEF	LHD2	4.3200e-004	1.4900e-004
tblVehicleEF	LHD2	1.1240e-003	1.1460e-003

tblVehicleEF	LHD2	2.6560e-003	2.6120e-003
tblVehicleEF	LHD2	8.8500e-003	9.6640e-003
tblVehicleEF	LHD2	3.9700e-004	1.3700e-004
tblVehicleEF	LHD2	1.0630e-003	1.4570e-003
tblVehicleEF	LHD2	0.04	0.05
tblVehicleEF	LHD2	0.01	0.02
tblVehicleEF	LHD2	7.2900e-004	9.3400e-004
tblVehicleEF	LHD2	0.04	0.05
tblVehicleEF	LHD2	0.08	0.30
tblVehicleEF	LHD2	0.11	0.06
tblVehicleEF	LHD2	1.3400e-004	1.3100e-004
tblVehicleEF	LHD2	5.9580e-003	6.5780e-003
tblVehicleEF	LHD2	2.9900e-004	9.9000e-005
tblVehicleEF	LHD2	1.0630e-003	1.4570e-003
tblVehicleEF	LHD2	0.04	0.05
tblVehicleEF	LHD2	0.02	0.03
tblVehicleEF	LHD2	7.2900e-004	9.3400e-004
tblVehicleEF	LHD2	0.05	0.06
tblVehicleEF	LHD2	0.08	0.30
tblVehicleEF	LHD2	0.12	0.06
tblVehicleEF	LHD2	3.9700e-003	4.2620e-003
tblVehicleEF	LHD2	3.7710e-003	3.7010e-003
tblVehicleEF	LHD2	7.9600e-003	0.01
tblVehicleEF	LHD2	0.13	0.16
tblVehicleEF	LHD2	0.33	0.41
tblVehicleEF	LHD2	1.21	0.73
tblVehicleEF	LHD2	13.68	13.61

tblVehicleEF	LHD2	611.53	679.11
tblVehicleEF	LHD2	27.56	9.96
tblVehicleEF	LHD2	0.10	0.09
tblVehicleEF	LHD2	0.71	0.88
tblVehicleEF	LHD2	1.1750e-003	1.1970e-003
tblVehicleEF	LHD2	0.01	0.01
tblVehicleEF	LHD2	9.2630e-003	0.01
tblVehicleEF	LHD2	4.3200e-004	1.4900e-004
tblVehicleEF	LHD2	1.1240e-003	1.1460e-003
tblVehicleEF	LHD2	2.6560e-003	2.6120e-003
tblVehicleEF	LHD2	8.8500e-003	9.6640e-003
tblVehicleEF	LHD2	3.9700e-004	1.3700e-004
tblVehicleEF	LHD2	1.4890e-003	2.0410e-003
tblVehicleEF	LHD2	0.04	0.05
tblVehicleEF	LHD2	0.01	0.02
tblVehicleEF	LHD2	9.9000e-004	1.2770e-003
tblVehicleEF	LHD2	0.04	0.05
tblVehicleEF	LHD2	0.08	0.29
tblVehicleEF	LHD2	0.11	0.05
tblVehicleEF	LHD2	1.3400e-004	1.3100e-004
tblVehicleEF	LHD2	5.9580e-003	6.5780e-003
tblVehicleEF	LHD2	2.9800e-004	9.9000e-005
tblVehicleEF	LHD2	1.4890e-003	2.0410e-003
tblVehicleEF	LHD2	0.04	0.05
tblVehicleEF	LHD2	0.02	0.03
tblVehicleEF	LHD2	9.9000e-004	1.2770e-003
tblVehicleEF	LHD2	0.05	0.06

tblVehicleEF	LHD2	0.08	0.29
tblVehicleEF	LHD2	0.12	0.06
tblVehicleEF	LHD2	3.9700e-003	4.2510e-003
tblVehicleEF	LHD2	3.7190e-003	3.6530e-003
tblVehicleEF	LHD2	8.2730e-003	0.01
tblVehicleEF	LHD2	0.13	0.16
tblVehicleEF	LHD2	0.32	0.41
tblVehicleEF	LHD2	1.27	0.76
tblVehicleEF	LHD2	13.68	13.61
tblVehicleEF	LHD2	611.53	679.10
tblVehicleEF	LHD2	27.56	10.02
tblVehicleEF	LHD2	0.10	0.09
tblVehicleEF	LHD2	0.74	0.92
tblVehicleEF	LHD2	1.1750e-003	1.1970e-003
tblVehicleEF	LHD2	0.01	0.01
tblVehicleEF	LHD2	9.2630e-003	0.01
tblVehicleEF	LHD2	4.3200e-004	1.4900e-004
tblVehicleEF	LHD2	1.1240e-003	1.1460e-003
tblVehicleEF	LHD2	2.6560e-003	2.6120e-003
tblVehicleEF	LHD2	8.8500e-003	9.6640e-003
tblVehicleEF	LHD2	3.9700e-004	1.3700e-004
tblVehicleEF	LHD2	1.0710e-003	1.5020e-003
tblVehicleEF	LHD2	0.04	0.06
tblVehicleEF	LHD2	0.01	0.02
tblVehicleEF	LHD2	7.2500e-004	9.3300e-004
tblVehicleEF	LHD2	0.04	0.05
tblVehicleEF	LHD2	0.09	0.33

tblVehicleEF	LHD2	0.11	0.06
tblVehicleEF	LHD2	1.3400e-004	1.3100e-004
tblVehicleEF	LHD2	5.9580e-003	6.5780e-003
tblVehicleEF	LHD2	2.9900e-004	9.9000e-005
tblVehicleEF	LHD2	1.0710e-003	1.5020e-003
tblVehicleEF	LHD2	0.04	0.06
tblVehicleEF	LHD2	0.02	0.03
tblVehicleEF	LHD2	7.2500e-004	9.3300e-004
tblVehicleEF	LHD2	0.05	0.06
tblVehicleEF	LHD2	0.09	0.33
tblVehicleEF	LHD2	0.12	0.06
tblVehicleEF	MCY	0.49	0.35
tblVehicleEF	MCY	0.15	0.24
tblVehicleEF	MCY	18.34	18.90
tblVehicleEF	MCY	9.57	8.43
tblVehicleEF	MCY	178.02	214.49
tblVehicleEF	MCY	44.92	60.11
tblVehicleEF	MCY	1.12	1.12
tblVehicleEF	MCY	2.1850e-003	2.1160e-003
tblVehicleEF	MCY	3.8230e-003	3.2680e-003
tblVehicleEF	MCY	2.0420e-003	1.9800e-003
tblVehicleEF	MCY	3.6010e-003	3.0810e-003
tblVehicleEF	MCY	1.13	1.16
tblVehicleEF	MCY	0.68	0.72
tblVehicleEF	MCY	0.70	0.72
tblVehicleEF	MCY	2.37	2.40
tblVehicleEF	MCY	0.64	2.07

tblVehicleEF	MCY	2.04	1.82
tblVehicleEF	MCY	2.1510e-003	2.1230e-003
tblVehicleEF	MCY	6.6600e-004	5.9500e-004
tblVehicleEF	MCY	1.13	1.16
tblVehicleEF	MCY	0.68	0.72
tblVehicleEF	MCY	0.70	0.72
tblVehicleEF	MCY	2.94	2.97
tblVehicleEF	MCY	0.64	2.07
tblVehicleEF	MCY	2.22	1.98
tblVehicleEF	MCY	0.48	0.35
tblVehicleEF	MCY	0.13	0.21
tblVehicleEF	MCY	17.67	18.17
tblVehicleEF	MCY	8.81	7.74
tblVehicleEF	MCY	178.02	213.12
tblVehicleEF	MCY	44.92	58.36
tblVehicleEF	MCY	0.98	0.98
tblVehicleEF	MCY	2.1850e-003	2.1160e-003
tblVehicleEF	MCY	3.8230e-003	3.2680e-003
tblVehicleEF	MCY	2.0420e-003	1.9800e-003
tblVehicleEF	MCY	3.6010e-003	3.0810e-003
tblVehicleEF	MCY	1.70	1.74
tblVehicleEF	MCY	0.72	0.76
tblVehicleEF	MCY	1.11	1.14
tblVehicleEF	MCY	2.31	2.34
tblVehicleEF	MCY	0.60	1.94
tblVehicleEF	MCY	1.84	1.62
tblVehicleEF	MCY	2.1390e-003	2.1090e-003

tblVehicleEF	MCY	6.4700e-004	5.7700e-004
tblVehicleEF	MCY	1.70	1.74
tblVehicleEF	MCY	0.72	0.76
tblVehicleEF	MCY	1.11	1.14
tblVehicleEF	MCY	2.87	2.90
tblVehicleEF	MCY	0.60	1.94
tblVehicleEF	MCY	2.00	1.77
tblVehicleEF	MCY	0.49	0.35
tblVehicleEF	MCY	0.15	0.24
tblVehicleEF	MCY	18.44	19.01
tblVehicleEF	MCY	9.69	8.55
tblVehicleEF	MCY	178.02	214.70
tblVehicleEF	MCY	44.92	60.42
tblVehicleEF	MCY	1.09	1.09
tblVehicleEF	MCY	2.1850e-003	2.1160e-003
tblVehicleEF	MCY	3.8230e-003	3.2680e-003
tblVehicleEF	MCY	2.0420e-003	1.9800e-003
tblVehicleEF	MCY	3.6010e-003	3.0810e-003
tblVehicleEF	MCY	1.26	1.28
tblVehicleEF	MCY	0.88	0.92
tblVehicleEF	MCY	0.74	0.76
tblVehicleEF	MCY	2.38	2.41
tblVehicleEF	MCY	0.73	2.38
tblVehicleEF	MCY	2.08	1.86
tblVehicleEF	MCY	2.1530e-003	2.1250e-003
tblVehicleEF	MCY	6.6900e-004	5.9800e-004
tblVehicleEF	MCY	1.26	1.28

tblVehicleEF	MCY	0.88	0.92
tblVehicleEF	MCY	0.74	0.76
tblVehicleEF	MCY	2.95	2.98
tblVehicleEF	MCY	0.73	2.38
tblVehicleEF	MCY	2.26	2.02
tblVehicleEF	MDV	0.01	5.6010e-003
tblVehicleEF	MDV	0.01	0.08
tblVehicleEF	MDV	1.13	1.12
tblVehicleEF	MDV	2.37	3.12
tblVehicleEF	MDV	484.17	420.73
tblVehicleEF	MDV	105.06	86.72
tblVehicleEF	MDV	0.12	0.10
tblVehicleEF	MDV	1.8970e-003	1.7850e-003
tblVehicleEF	MDV	2.2820e-003	1.9840e-003
tblVehicleEF	MDV	1.7480e-003	1.6470e-003
tblVehicleEF	MDV	2.0980e-003	1.8250e-003
tblVehicleEF	MDV	0.06	0.08
tblVehicleEF	MDV	0.15	0.14
tblVehicleEF	MDV	0.07	0.09
tblVehicleEF	MDV	0.03	0.02
tblVehicleEF	MDV	0.09	0.42
tblVehicleEF	MDV	0.18	0.41
tblVehicleEF	MDV	4.8480e-003	4.1600e-003
tblVehicleEF	MDV	1.0920e-003	8.5800e-004
tblVehicleEF	MDV	0.06	0.08
tblVehicleEF	MDV	0.15	0.14
tblVehicleEF	MDV	0.07	0.09

tblVehicleEF	MDV	0.04	0.03
tblVehicleEF	MDV	0.09	0.42
tblVehicleEF	MDV	0.19	0.45
tblVehicleEF	MDV	0.01	5.9080e-003
tblVehicleEF	MDV	0.01	0.08
tblVehicleEF	MDV	1.22	1.20
tblVehicleEF	MDV	2.05	2.69
tblVehicleEF	MDV	503.46	432.28
tblVehicleEF	MDV	105.06	85.89
tblVehicleEF	MDV	0.11	0.09
tblVehicleEF	MDV	1.8970e-003	1.7850e-003
tblVehicleEF	MDV	2.2820e-003	1.9840e-003
tblVehicleEF	MDV	1.7480e-003	1.6470e-003
tblVehicleEF	MDV	2.0980e-003	1.8250e-003
tblVehicleEF	MDV	0.10	0.12
tblVehicleEF	MDV	0.16	0.14
tblVehicleEF	MDV	0.10	0.12
tblVehicleEF	MDV	0.03	0.03
tblVehicleEF	MDV	0.09	0.39
tblVehicleEF	MDV	0.16	0.37
tblVehicleEF	MDV	5.0420e-003	4.2740e-003
tblVehicleEF	MDV	1.0860e-003	8.5000e-004
tblVehicleEF	MDV	0.10	0.12
tblVehicleEF	MDV	0.16	0.14
tblVehicleEF	MDV	0.10	0.12
tblVehicleEF	MDV	0.04	0.04
tblVehicleEF	MDV	0.09	0.39

tblVehicleEF	MDV	0.17	0.40
tblVehicleEF	MDV	9.9990e-003	5.5000e-003
tblVehicleEF	MDV	0.01	0.09
tblVehicleEF	MDV	1.09	1.08
tblVehicleEF	MDV	2.43	3.21
tblVehicleEF	MDV	477.05	416.47
tblVehicleEF	MDV	105.06	86.90
tblVehicleEF	MDV	0.12	0.10
tblVehicleEF	MDV	1.8970e-003	1.7850e-003
tblVehicleEF	MDV	2.2820e-003	1.9840e-003
tblVehicleEF	MDV	1.7480e-003	1.6470e-003
tblVehicleEF	MDV	2.0980e-003	1.8250e-003
tblVehicleEF	MDV	0.06	0.08
tblVehicleEF	MDV	0.16	0.15
tblVehicleEF	MDV	0.07	0.09
tblVehicleEF	MDV	0.03	0.02
tblVehicleEF	MDV	0.11	0.49
tblVehicleEF	MDV	0.18	0.42
tblVehicleEF	MDV	4.7760e-003	4.1170e-003
tblVehicleEF	MDV	1.0930e-003	8.6000e-004
tblVehicleEF	MDV	0.06	0.08
tblVehicleEF	MDV	0.16	0.15
tblVehicleEF	MDV	0.07	0.09
tblVehicleEF	MDV	0.04	0.03
tblVehicleEF	MDV	0.11	0.49
tblVehicleEF	MDV	0.20	0.46
tblVehicleEF	MH	0.02	3.3600e-003

tblVehicleEF	MH	0.02	0.00
tblVehicleEF	MH	1.81	0.31
tblVehicleEF	MH	5.09	0.00
tblVehicleEF	MH	1,104.65	981.53
tblVehicleEF	MH	57.12	0.00
tblVehicleEF	MH	1.33	3.91
tblVehicleEF	MH	0.01	0.02
tblVehicleEF	MH	0.03	0.10
tblVehicleEF	MH	9.9300e-004	0.00
tblVehicleEF	MH	3.2420e-003	4.0000e-003
tblVehicleEF	MH	0.03	0.09
tblVehicleEF	MH	9.1300e-004	0.00
tblVehicleEF	MH	0.87	0.00
tblVehicleEF	MH	0.06	0.00
tblVehicleEF	MH	0.39	0.00
tblVehicleEF	MH	0.08	0.07
tblVehicleEF	MH	0.02	0.00
tblVehicleEF	MH	0.30	0.00
tblVehicleEF	MH	0.01	9.2790e-003
tblVehicleEF	MH	6.6000e-004	0.00
tblVehicleEF	MH	0.87	0.00
tblVehicleEF	MH	0.06	0.00
tblVehicleEF	MH	0.39	0.00
tblVehicleEF	MH	0.10	0.08
tblVehicleEF	MH	0.02	0.00
tblVehicleEF	MH	0.32	0.00
tblVehicleEF	MH	0.02	3.3600e-003

tblVehicleEF	MH	0.02	0.00
tblVehicleEF	MH	1.86	0.31
tblVehicleEF	MH	4.82	0.00
tblVehicleEF	MH	1,104.65	981.53
tblVehicleEF	MH	57.12	0.00
tblVehicleEF	MH	1.24	3.70
tblVehicleEF	MH	0.01	0.02
tblVehicleEF	MH	0.03	0.10
tblVehicleEF	MH	9.9300e-004	0.00
tblVehicleEF	MH	3.2420e-003	4.0000e-003
tblVehicleEF	MH	0.03	0.09
tblVehicleEF	MH	9.1300e-004	0.00
tblVehicleEF	MH	1.17	0.00
tblVehicleEF	MH	0.06	0.00
tblVehicleEF	MH	0.52	0.00
tblVehicleEF	MH	0.08	0.07
tblVehicleEF	MH	0.02	0.00
tblVehicleEF	MH	0.28	0.00
tblVehicleEF	MH	0.01	9.2790e-003
tblVehicleEF	MH	6.5500e-004	0.00
tblVehicleEF	MH	1.17	0.00
tblVehicleEF	MH	0.06	0.00
tblVehicleEF	MH	0.52	0.00
tblVehicleEF	MH	0.11	0.08
tblVehicleEF	MH	0.02	0.00
tblVehicleEF	MH	0.31	0.00
tblVehicleEF	MH	0.02	3.3600e-003

tblVehicleEF	MH	0.02	0.00
tblVehicleEF	MH	1.80	0.31
tblVehicleEF	MH	5.12	0.00
tblVehicleEF	MH	1,104.65	981.53
tblVehicleEF	MH	57.12	0.00
tblVehicleEF	MH	1.31	3.84
tblVehicleEF	MH	0.01	0.02
tblVehicleEF	MH	0.03	0.10
tblVehicleEF	MH	9.9300e-004	0.00
tblVehicleEF	MH	3.2420e-003	4.0000e-003
tblVehicleEF	MH	0.03	0.09
tblVehicleEF	MH	9.1300e-004	0.00
tblVehicleEF	MH	0.96	0.00
tblVehicleEF	MH	0.07	0.00
tblVehicleEF	MH	0.40	0.00
tblVehicleEF	MH	0.07	0.07
tblVehicleEF	MH	0.02	0.00
tblVehicleEF	MH	0.30	0.00
tblVehicleEF	MH	0.01	9.2790e-003
tblVehicleEF	MH	6.6000e-004	0.00
tblVehicleEF	MH	0.96	0.00
tblVehicleEF	MH	0.07	0.00
tblVehicleEF	MH	0.40	0.00
tblVehicleEF	MH	0.10	0.08
tblVehicleEF	MH	0.02	0.00
tblVehicleEF	MH	0.33	0.00
tblVehicleEF	MHD	0.02	4.9130e-003

tblVehicleEF	MHD	3.6730e-003	5.6110e-003
tblVehicleEF	MHD	0.05	0.01
tblVehicleEF	MHD	0.35	0.39
tblVehicleEF	MHD	0.30	0.51
tblVehicleEF	MHD	5.52	1.31
tblVehicleEF	MHD	143.56	56.75
tblVehicleEF	MHD	1,140.06	1,086.34
tblVehicleEF	MHD	59.06	12.86
tblVehicleEF	MHD	0.51	0.43
tblVehicleEF	MHD	1.09	1.96
tblVehicleEF	MHD	1.9500e-004	1.4510e-003
tblVehicleEF	MHD	5.0030e-003	0.05
tblVehicleEF	MHD	7.5000e-004	1.1900e-004
tblVehicleEF	MHD	1.8700e-004	1.3880e-003
tblVehicleEF	MHD	4.7840e-003	0.05
tblVehicleEF	MHD	6.9000e-004	1.0900e-004
tblVehicleEF	MHD	1.0560e-003	4.8700e-004
tblVehicleEF	MHD	0.04	0.02
tblVehicleEF	MHD	0.02	0.02
tblVehicleEF	MHD	7.0400e-004	3.2900e-004
tblVehicleEF	MHD	0.04	0.09
tblVehicleEF	MHD	0.02	0.10
tblVehicleEF	MHD	0.34	0.06
tblVehicleEF	MHD	1.3810e-003	5.4000e-004
tblVehicleEF	MHD	0.01	0.01
tblVehicleEF	MHD	6.8700e-004	1.2700e-004
tblVehicleEF	MHD	1.0560e-003	4.8700e-004

tblVehicleEF	MHD	0.04	0.02
tblVehicleEF	MHD	0.03	0.03
tblVehicleEF	MHD	7.0400e-004	3.2900e-004
tblVehicleEF	MHD	0.05	0.11
tblVehicleEF	MHD	0.02	0.10
tblVehicleEF	MHD	0.37	0.07
tblVehicleEF	MHD	0.01	4.6520e-003
tblVehicleEF	MHD	3.7140e-003	5.6470e-003
tblVehicleEF	MHD	0.05	0.01
tblVehicleEF	MHD	0.25	0.31
tblVehicleEF	MHD	0.30	0.51
tblVehicleEF	MHD	5.26	1.25
tblVehicleEF	MHD	152.06	57.73
tblVehicleEF	MHD	1,140.06	1,086.35
tblVehicleEF	MHD	59.06	12.75
tblVehicleEF	MHD	0.53	0.43
tblVehicleEF	MHD	1.03	1.85
tblVehicleEF	MHD	1.6400e-004	1.2250e-003
tblVehicleEF	MHD	5.0030e-003	0.05
tblVehicleEF	MHD	7.5000e-004	1.1900e-004
tblVehicleEF	MHD	1.5700e-004	1.1720e-003
tblVehicleEF	MHD	4.7840e-003	0.05
tblVehicleEF	MHD	6.9000e-004	1.0900e-004
tblVehicleEF	MHD	1.4900e-003	6.8900e-004
tblVehicleEF	MHD	0.04	0.02
tblVehicleEF	MHD	0.02	0.02
tblVehicleEF	MHD	9.7000e-004	4.5600e-004

tblVehicleEF	MHD	0.04	0.09
tblVehicleEF	MHD	0.02	0.09
tblVehicleEF	MHD	0.33	0.06
tblVehicleEF	MHD	1.4610e-003	5.5000e-004
tblVehicleEF	MHD	0.01	0.01
tblVehicleEF	MHD	6.8300e-004	1.2600e-004
tblVehicleEF	MHD	1.4900e-003	6.8900e-004
tblVehicleEF	MHD	0.04	0.02
tblVehicleEF	MHD	0.03	0.03
tblVehicleEF	MHD	9.7000e-004	4.5600e-004
tblVehicleEF	MHD	0.05	0.11
tblVehicleEF	MHD	0.02	0.09
tblVehicleEF	MHD	0.36	0.06
tblVehicleEF	MHD	0.02	5.2900e-003
tblVehicleEF	MHD	3.6600e-003	5.5990e-003
tblVehicleEF	MHD	0.05	0.01
tblVehicleEF	MHD	0.48	0.50
tblVehicleEF	MHD	0.30	0.51
tblVehicleEF	MHD	5.56	1.32
tblVehicleEF	MHD	131.82	55.39
tblVehicleEF	MHD	1,140.06	1,086.34
tblVehicleEF	MHD	59.06	12.88
tblVehicleEF	MHD	0.49	0.42
tblVehicleEF	MHD	1.07	1.92
tblVehicleEF	MHD	2.3700e-004	1.7620e-003
tblVehicleEF	MHD	5.0030e-003	0.05
tblVehicleEF	MHD	7.5000e-004	1.1900e-004

tblVehicleEF	MHD	2.2700e-004	1.6860e-003
tblVehicleEF	MHD	4.7840e-003	0.05
tblVehicleEF	MHD	6.9000e-004	1.0900e-004
tblVehicleEF	MHD	1.0870e-003	4.9800e-004
tblVehicleEF	MHD	0.05	0.02
tblVehicleEF	MHD	0.03	0.03
tblVehicleEF	MHD	7.1300e-004	3.3100e-004
tblVehicleEF	MHD	0.04	0.09
tblVehicleEF	MHD	0.02	0.11
tblVehicleEF	MHD	0.34	0.06
tblVehicleEF	MHD	1.2710e-003	5.2700e-004
tblVehicleEF	MHD	0.01	0.01
tblVehicleEF	MHD	6.8800e-004	1.2700e-004
tblVehicleEF	MHD	1.0870e-003	4.9800e-004
tblVehicleEF	MHD	0.05	0.02
tblVehicleEF	MHD	0.04	0.03
tblVehicleEF	MHD	7.1300e-004	3.3100e-004
tblVehicleEF	MHD	0.05	0.11
tblVehicleEF	MHD	0.02	0.11
tblVehicleEF	MHD	0.37	0.07
tblVehicleEF	OBUS	0.01	9.0600e-003
tblVehicleEF	OBUS	7.3650e-003	9.3580e-003
tblVehicleEF	OBUS	0.03	0.02
tblVehicleEF	OBUS	0.27	0.55
tblVehicleEF	OBUS	0.51	1.01
tblVehicleEF	OBUS	5.29	2.44
tblVehicleEF	OBUS	84.12	84.33

tblVehicleEF	OBUS	1,220.51	1,422.10
tblVehicleEF	OBUS	69.46	20.28
tblVehicleEF	OBUS	0.36	0.52
tblVehicleEF	OBUS	1.28	1.85
tblVehicleEF	OBUS	8.0000e-005	2.0430e-003
tblVehicleEF	OBUS	6.2990e-003	0.04
tblVehicleEF	OBUS	8.5700e-004	1.9500e-004
tblVehicleEF	OBUS	7.7000e-005	1.9550e-003
tblVehicleEF	OBUS	6.0080e-003	0.03
tblVehicleEF	OBUS	7.8800e-004	1.7900e-004
tblVehicleEF	OBUS	1.3980e-003	1.8490e-003
tblVehicleEF	OBUS	0.02	0.02
tblVehicleEF	OBUS	0.04	0.06
tblVehicleEF	OBUS	7.5900e-004	9.7800e-004
tblVehicleEF	OBUS	0.05	0.10
tblVehicleEF	OBUS	0.04	0.23
tblVehicleEF	OBUS	0.33	0.12
tblVehicleEF	OBUS	8.1500e-004	8.0300e-004
tblVehicleEF	OBUS	0.01	0.01
tblVehicleEF	OBUS	7.8700e-004	2.0100e-004
tblVehicleEF	OBUS	1.3980e-003	1.8490e-003
tblVehicleEF	OBUS	0.02	0.02
tblVehicleEF	OBUS	0.05	0.08
tblVehicleEF	OBUS	7.5900e-004	9.7800e-004
tblVehicleEF	OBUS	0.06	0.12
tblVehicleEF	OBUS	0.04	0.23
tblVehicleEF	OBUS	0.36	0.13

tblVehicleEF	OBUS	0.01	9.0790e-003
tblVehicleEF	OBUS	7.4870e-003	9.4940e-003
tblVehicleEF	OBUS	0.03	0.02
tblVehicleEF	OBUS	0.26	0.53
tblVehicleEF	OBUS	0.52	1.02
tblVehicleEF	OBUS	5.02	2.31
tblVehicleEF	OBUS	88.10	84.93
tblVehicleEF	OBUS	1,220.51	1,422.12
tblVehicleEF	OBUS	69.46	20.06
tblVehicleEF	OBUS	0.37	0.52
tblVehicleEF	OBUS	1.20	1.74
tblVehicleEF	OBUS	6.8000e-005	1.7270e-003
tblVehicleEF	OBUS	6.2990e-003	0.04
tblVehicleEF	OBUS	8.5700e-004	1.9500e-004
tblVehicleEF	OBUS	6.5000e-005	1.6520e-003
tblVehicleEF	OBUS	6.0080e-003	0.03
tblVehicleEF	OBUS	7.8800e-004	1.7900e-004
tblVehicleEF	OBUS	1.9250e-003	2.5310e-003
tblVehicleEF	OBUS	0.02	0.02
tblVehicleEF	OBUS	0.04	0.06
tblVehicleEF	OBUS	1.0420e-003	1.3340e-003
tblVehicleEF	OBUS	0.05	0.10
tblVehicleEF	OBUS	0.04	0.22
tblVehicleEF	OBUS	0.32	0.11
tblVehicleEF	OBUS	8.5300e-004	8.0900e-004
tblVehicleEF	OBUS	0.01	0.01
tblVehicleEF	OBUS	7.8300e-004	1.9900e-004

tblVehicleEF	OBUS	1.9250e-003	2.5310e-003
tblVehicleEF	OBUS	0.02	0.02
tblVehicleEF	OBUS	0.05	0.08
tblVehicleEF	OBUS	1.0420e-003	1.3340e-003
tblVehicleEF	OBUS	0.06	0.12
tblVehicleEF	OBUS	0.04	0.22
tblVehicleEF	OBUS	0.35	0.13
tblVehicleEF	OBUS	0.01	9.0540e-003
tblVehicleEF	OBUS	7.3280e-003	9.3190e-003
tblVehicleEF	OBUS	0.03	0.02
tblVehicleEF	OBUS	0.29	0.59
tblVehicleEF	OBUS	0.51	1.00
tblVehicleEF	OBUS	5.33	2.46
tblVehicleEF	OBUS	78.61	83.50
tblVehicleEF	OBUS	1,220.51	1,422.09
tblVehicleEF	OBUS	69.46	20.31
tblVehicleEF	OBUS	0.34	0.52
tblVehicleEF	OBUS	1.25	1.81
tblVehicleEF	OBUS	9.8000e-005	2.4810e-003
tblVehicleEF	OBUS	6.2990e-003	0.04
tblVehicleEF	OBUS	8.5700e-004	1.9500e-004
tblVehicleEF	OBUS	9.4000e-005	2.3730e-003
tblVehicleEF	OBUS	6.0080e-003	0.03
tblVehicleEF	OBUS	7.8800e-004	1.7900e-004
tblVehicleEF	OBUS	1.4220e-003	1.9070e-003
tblVehicleEF	OBUS	0.02	0.02
tblVehicleEF	OBUS	0.04	0.06

tblVehicleEF	OBUS	7.5400e-004	9.8200e-004
tblVehicleEF	OBUS	0.05	0.10
tblVehicleEF	OBUS	0.04	0.24
tblVehicleEF	OBUS	0.33	0.12
tblVehicleEF	OBUS	7.6200e-004	7.9500e-004
tblVehicleEF	OBUS	0.01	0.01
tblVehicleEF	OBUS	7.8800e-004	2.0100e-004
tblVehicleEF	OBUS	1.4220e-003	1.9070e-003
tblVehicleEF	OBUS	0.02	0.02
tblVehicleEF	OBUS	0.05	0.08
tblVehicleEF	OBUS	7.5400e-004	9.8200e-004
tblVehicleEF	OBUS	0.06	0.12
tblVehicleEF	OBUS	0.04	0.24
tblVehicleEF	OBUS	0.37	0.13
tblVehicleEF	SBUS	0.85	0.07
tblVehicleEF	SBUS	0.02	0.01
tblVehicleEF	SBUS	0.08	7.1320e-003
tblVehicleEF	SBUS	8.26	2.80
tblVehicleEF	SBUS	1.11	1.03
tblVehicleEF	SBUS	9.29	1.02
tblVehicleEF	SBUS	1,115.75	356.18
tblVehicleEF	SBUS	1,081.97	1,128.82
tblVehicleEF	SBUS	55.54	5.79
tblVehicleEF	SBUS	9.10	3.82
tblVehicleEF	SBUS	4.28	6.33
tblVehicleEF	SBUS	9.2310e-003	6.3360e-003
tblVehicleEF	SBUS	0.01	0.01

tblVehicleEF	SBUS	0.02	0.04
tblVehicleEF	SBUS	9.5800e-004	6.5000e-005
tblVehicleEF	SBUS	8.8310e-003	6.0620e-003
tblVehicleEF	SBUS	2.6720e-003	2.6580e-003
tblVehicleEF	SBUS	0.02	0.04
tblVehicleEF	SBUS	8.8100e-004	6.0000e-005
tblVehicleEF	SBUS	3.4880e-003	1.1350e-003
tblVehicleEF	SBUS	0.04	0.01
tblVehicleEF	SBUS	0.99	0.34
tblVehicleEF	SBUS	1.9230e-003	5.7500e-004
tblVehicleEF	SBUS	0.12	0.14
tblVehicleEF	SBUS	0.02	0.07
tblVehicleEF	SBUS	0.49	0.04
tblVehicleEF	SBUS	0.01	3.4000e-003
tblVehicleEF	SBUS	0.01	0.01
tblVehicleEF	SBUS	7.1600e-004	5.7000e-005
tblVehicleEF	SBUS	3.4880e-003	1.1350e-003
tblVehicleEF	SBUS	0.04	0.01
tblVehicleEF	SBUS	1.43	0.48
tblVehicleEF	SBUS	1.9230e-003	5.7500e-004
tblVehicleEF	SBUS	0.15	0.17
tblVehicleEF	SBUS	0.02	0.07
tblVehicleEF	SBUS	0.53	0.05
tblVehicleEF	SBUS	0.85	0.07
tblVehicleEF	SBUS	0.02	0.01
tblVehicleEF	SBUS	0.07	6.4080e-003
tblVehicleEF	SBUS	8.14	2.75

tblVehicleEF	SBUS	1.13	1.05
tblVehicleEF	SBUS	7.67	0.84
tblVehicleEF	SBUS	1,165.76	367.48
tblVehicleEF	SBUS	1,081.97	1,128.85
tblVehicleEF	SBUS	55.54	5.50
tblVehicleEF	SBUS	9.39	3.93
tblVehicleEF	SBUS	4.04	5.98
tblVehicleEF	SBUS	7.7820e-003	5.3460e-003
tblVehicleEF	SBUS	0.01	0.01
tblVehicleEF	SBUS	0.02	0.04
tblVehicleEF	SBUS	9.5800e-004	6.5000e-005
tblVehicleEF	SBUS	7.4450e-003	5.1150e-003
tblVehicleEF	SBUS	2.6720e-003	2.6580e-003
tblVehicleEF	SBUS	0.02	0.04
tblVehicleEF	SBUS	8.8100e-004	6.0000e-005
tblVehicleEF	SBUS	4.7790e-003	1.5480e-003
tblVehicleEF	SBUS	0.04	0.01
tblVehicleEF	SBUS	0.98	0.34
tblVehicleEF	SBUS	2.6310e-003	7.8500e-004
tblVehicleEF	SBUS	0.12	0.14
tblVehicleEF	SBUS	0.01	0.06
tblVehicleEF	SBUS	0.44	0.04
tblVehicleEF	SBUS	0.01	3.5060e-003
tblVehicleEF	SBUS	0.01	0.01
tblVehicleEF	SBUS	6.8900e-004	5.4000e-005
tblVehicleEF	SBUS	4.7790e-003	1.5480e-003
tblVehicleEF	SBUS	0.04	0.01

tblVehicleEF	SBUS	1.42	0.48
tblVehicleEF	SBUS	2.6310e-003	7.8500e-004
tblVehicleEF	SBUS	0.15	0.17
tblVehicleEF	SBUS	0.01	0.06
tblVehicleEF	SBUS	0.48	0.04
tblVehicleEF	SBUS	0.85	0.07
tblVehicleEF	SBUS	0.02	0.01
tblVehicleEF	SBUS	0.08	7.2360e-003
tblVehicleEF	SBUS	8.41	2.86
tblVehicleEF	SBUS	1.10	1.03
tblVehicleEF	SBUS	9.44	1.03
tblVehicleEF	SBUS	1,046.68	340.58
tblVehicleEF	SBUS	1,081.97	1,128.81
tblVehicleEF	SBUS	55.54	5.82
tblVehicleEF	SBUS	8.70	3.67
tblVehicleEF	SBUS	4.20	6.22
tblVehicleEF	SBUS	0.01	7.7020e-003
tblVehicleEF	SBUS	0.01	0.01
tblVehicleEF	SBUS	0.02	0.04
tblVehicleEF	SBUS	9.5800e-004	6.5000e-005
tblVehicleEF	SBUS	0.01	7.3690e-003
tblVehicleEF	SBUS	2.6720e-003	2.6580e-003
tblVehicleEF	SBUS	0.02	0.04
tblVehicleEF	SBUS	8.8100e-004	6.0000e-005
tblVehicleEF	SBUS	3.4800e-003	1.1730e-003
tblVehicleEF	SBUS	0.04	0.01
tblVehicleEF	SBUS	0.99	0.34

tblVehicleEF	SBUS	1.8770e-003	5.6800e-004
tblVehicleEF	SBUS	0.12	0.14
tblVehicleEF	SBUS	0.02	0.09
tblVehicleEF	SBUS	0.49	0.04
tblVehicleEF	SBUS	0.01	3.2520e-003
tblVehicleEF	SBUS	0.01	0.01
tblVehicleEF	SBUS	7.1900e-004	5.8000e-005
tblVehicleEF	SBUS	3.4800e-003	1.1730e-003
tblVehicleEF	SBUS	0.04	0.01
tblVehicleEF	SBUS	1.43	0.48
tblVehicleEF	SBUS	1.8770e-003	5.6800e-004
tblVehicleEF	SBUS	0.15	0.17
tblVehicleEF	SBUS	0.02	0.09
tblVehicleEF	SBUS	0.54	0.05
tblVehicleEF	UBUS	1.81	7.28
tblVehicleEF	UBUS	0.07	0.03
tblVehicleEF	UBUS	8.43	27.90
tblVehicleEF	UBUS	12.59	1.81
tblVehicleEF	UBUS	1,815.92	2,044.63
tblVehicleEF	UBUS	135.00	22.76
tblVehicleEF	UBUS	4.36	4.04
tblVehicleEF	UBUS	0.53	0.08
tblVehicleEF	UBUS	0.01	0.03
tblVehicleEF	UBUS	0.03	5.2920e-003
tblVehicleEF	UBUS	1.2230e-003	4.0000e-005
tblVehicleEF	UBUS	0.23	0.03
tblVehicleEF	UBUS	3.0000e-003	7.5850e-003

tblVehicleEF	UBUS	0.03	5.0590e-003
tblVehicleEF	UBUS	1.1250e-003	3.6000e-005
tblVehicleEF	UBUS	5.9600e-003	2.6630e-003
tblVehicleEF	UBUS	0.09	0.03
tblVehicleEF	UBUS	3.5870e-003	1.8540e-003
tblVehicleEF	UBUS	0.47	0.11
tblVehicleEF	UBUS	0.03	0.21
tblVehicleEF	UBUS	0.94	0.15
tblVehicleEF	UBUS	8.6000e-003	4.3420e-003
tblVehicleEF	UBUS	1.5760e-003	2.2500e-004
tblVehicleEF	UBUS	5.9600e-003	2.6630e-003
tblVehicleEF	UBUS	0.09	0.03
tblVehicleEF	UBUS	3.5870e-003	1.8540e-003
tblVehicleEF	UBUS	2.34	7.44
tblVehicleEF	UBUS	0.03	0.21
tblVehicleEF	UBUS	1.03	0.16
tblVehicleEF	UBUS	1.81	7.28
tblVehicleEF	UBUS	0.06	0.03
tblVehicleEF	UBUS	8.48	27.90
tblVehicleEF	UBUS	11.11	1.61
tblVehicleEF	UBUS	1,815.92	2,044.63
tblVehicleEF	UBUS	135.00	22.40
tblVehicleEF	UBUS	4.09	4.03
tblVehicleEF	UBUS	0.53	0.08
tblVehicleEF	UBUS	0.01	0.03
tblVehicleEF	UBUS	0.03	5.2920e-003
tblVehicleEF	UBUS	1.2230e-003	4.0000e-005

tblVehicleEF	UBUS	0.23	0.03
tblVehicleEF	UBUS	3.0000e-003	7.5850e-003
tblVehicleEF	UBUS	0.03	5.0590e-003
tblVehicleEF	UBUS	1.1250e-003	3.6000e-005
tblVehicleEF	UBUS	7.9960e-003	3.6380e-003
tblVehicleEF	UBUS	0.09	0.03
tblVehicleEF	UBUS	4.7760e-003	2.4730e-003
tblVehicleEF	UBUS	0.48	0.11
tblVehicleEF	UBUS	0.03	0.19
tblVehicleEF	UBUS	0.87	0.14
tblVehicleEF	UBUS	8.6010e-003	4.3420e-003
tblVehicleEF	UBUS	1.5510e-003	2.2200e-004
tblVehicleEF	UBUS	7.9960e-003	3.6380e-003
tblVehicleEF	UBUS	0.09	0.03
tblVehicleEF	UBUS	4.7760e-003	2.4730e-003
tblVehicleEF	UBUS	2.34	7.44
tblVehicleEF	UBUS	0.03	0.19
tblVehicleEF	UBUS	0.95	0.15
tblVehicleEF	UBUS	1.81	7.28
tblVehicleEF	UBUS	0.07	0.03
tblVehicleEF	UBUS	8.41	27.90
tblVehicleEF	UBUS	12.84	1.85
tblVehicleEF	UBUS	1,815.92	2,044.63
tblVehicleEF	UBUS	135.00	22.82
tblVehicleEF	UBUS	4.27	4.04
tblVehicleEF	UBUS	0.53	0.08
tblVehicleEF	UBUS	0.01	0.03

tblVehicleEF	UBUS	0.03	5.2920e-003
tblVehicleEF	UBUS	1.2230e-003	4.0000e-005
tblVehicleEF	UBUS	0.23	0.03
tblVehicleEF	UBUS	3.0000e-003	7.5850e-003
tblVehicleEF	UBUS	0.03	5.0590e-003
tblVehicleEF	UBUS	1.1250e-003	3.6000e-005
tblVehicleEF	UBUS	6.6800e-003	2.5390e-003
tblVehicleEF	UBUS	0.11	0.03
tblVehicleEF	UBUS	3.7560e-003	1.7550e-003
tblVehicleEF	UBUS	0.47	0.11
tblVehicleEF	UBUS	0.04	0.26
tblVehicleEF	UBUS	0.95	0.15
tblVehicleEF	UBUS	8.6000e-003	4.3420e-003
tblVehicleEF	UBUS	1.5810e-003	2.2600e-004
tblVehicleEF	UBUS	6.6800e-003	2.5390e-003
tblVehicleEF	UBUS	0.11	0.03
tblVehicleEF	UBUS	3.7560e-003	1.7550e-003
tblVehicleEF	UBUS	2.33	7.44
tblVehicleEF	UBUS	0.04	0.26
tblVehicleEF	UBUS	1.05	0.16

2.0 Emissions Summary

2.1 Overall Construction

Unmitigated Construction

	ROG	NOx	CO	SO2	Fugitive PM10	Exhaust PM10	PM10 Total	Fugitive PM2.5	Exhaust PM2.5	PM2.5 Total	Bio- CO2	NBio- CO2	Total CO2	CH4	N2O	CO2e
Year	tons/yr										MT/yr					
2021	0.1809	2.7726	0.8716	4.1100e-003	1.3055	0.0576	1.3630	0.1977	0.0576	0.2552	0.0000	423.9063	423.9063	0.0142	0.0000	424.2607
Maximum	**0.1809**	**2.7726**	**0.8716**	**4.1100e-003**	**1.3055**	**0.0576**	**1.3630**	**0.1977**	**0.0576**	**0.2552**	**0.0000**	**423.9063**	**423.9063**	**0.0142**	**0.0000**	**424.2607**

Mitigated Construction

	ROG	NOx	CO	SO2	Fugitive PM10	Exhaust PM10	PM10 Total	Fugitive PM2.5	Exhaust PM2.5	PM2.5 Total	Bio- CO2	NBio- CO2	Total CO2	CH4	N2O	CO2e
Year	tons/yr										MT/yr					
2021	0.1809	2.7726	0.8716	4.1100e-003	0.5091	0.0576	0.5667	0.0771	0.0576	0.1346	0.0000	423.9058	423.9058	0.0142	0.0000	424.2601
Maximum	**0.1809**	**2.7726**	**0.8716**	**4.1100e-003**	**0.5091**	**0.0576**	**0.5667**	**0.0771**	**0.0576**	**0.1346**	**0.0000**	**423.9058**	**423.9058**	**0.0142**	**0.0000**	**424.2601**

	ROG	**NOx**	**CO**	**SO2**	**Fugitive PM10**	**Exhaust PM10**	**PM10 Total**	**Fugitive PM2.5**	**Exhaust PM2.5**	**PM2.5 Total**	**Bio- CO2**	**NBio-CO2**	**Total CO2**	**CH4**	**N20**	**CO2e**
Percent Reduction	**0.00**	**0.00**	**0.00**	**0.00**	**61.00**	**0.00**	**58.42**	**61.00**	**0.00**	**47.25**	**0.00**	**0.00**	**0.00**	**0.00**	**0.00**	**0.00**

Quarter	Start Date	End Date	Maximum Unmitigated ROG + NOX (tons/quarter)	Maximum Mitigated ROG + NOX (tons/quarter)
1	**6-29-2021**	**9-28-2021**	2.9535	2.9535
		Highest	2.9535	2.9535

2.2 Overall Operational

Unmitigated Operational

	ROG	NOx	CO	SO2	Fugitive PM10	Exhaust PM10	PM10 Total	Fugitive PM2.5	Exhaust PM2.5	PM2.5 Total	Bio- CO2	NBio- CO2	Total CO2	CH4	N2O	CO2e
Category	tons/yr										MT/yr					
Area	3.4200e-003	0.0000	1.0000e-005	0.0000		0.0000	0.0000		0.0000	0.0000	0.0000	2.0000e-005	2.0000e-005	0.0000	0.0000	3.0000e-005
Energy	0.0000	0.0000	0.0000	0.0000		0.0000	0.0000		0.0000	0.0000	0.0000	0.0000	0.0000	0.0000	0.0000	0.0000
Mobile	0.0000	0.0000	0.0000	0.0000	0.0000	0.0000	0.0000	0.0000	0.0000	0.0000	0.0000	0.0000	0.0000	0.0000	0.0000	0.0000
Waste						0.0000	0.0000		0.0000	0.0000	0.0000	0.0000	0.0000	0.0000	0.0000	0.0000
Water						0.0000	0.0000		0.0000	0.0000	0.0000	0.0000	0.0000	0.0000	0.0000	0.0000
Total	**3.4200e-003**	**0.0000**	**1.0000e-005**	**0.0000**	**0.0000**	**0.0000**	**0.0000**	**0.0000**	**0.0000**	**0.0000**	**0.0000**	**2.0000e-005**	**2.0000e-005**	**0.0000**	**0.0000**	**3.0000e-005**

2.2 Overall Operational

Mitigated Operational

	ROG	NOx	CO	SO2	Fugitive PM10	Exhaust PM10	PM10 Total	Fugitive PM2.5	Exhaust PM2.5	PM2.5 Total	Bio- CO2	NBio- CO2	Total CO2	CH4	N2O	CO2e
Category	tons/yr										MT/yr					
Area	3.4200e-003	0.0000	1.0000e-005	0.0000		0.0000	0.0000		0.0000	0.0000	0.0000	2.0000e-005	2.0000e-005	0.0000	0.0000	3.0000e-005
Energy	0.0000	0.0000	0.0000	0.0000		0.0000	0.0000		0.0000	0.0000	0.0000	0.0000	0.0000	0.0000	0.0000	0.0000
Mobile	0.0000	0.0000	0.0000	0.0000	0.0000	0.0000	0.0000	0.0000	0.0000	0.0000	0.0000	0.0000	0.0000	0.0000	0.0000	0.0000
Waste						0.0000	0.0000		0.0000	0.0000	0.0000	0.0000	0.0000	0.0000	0.0000	0.0000
Water						0.0000	0.0000		0.0000	0.0000	0.0000	0.0000	0.0000	0.0000	0.0000	0.0000
Total	**3.4200e-003**	**0.0000**	**1.0000e-005**	**0.0000**	**0.0000**	**0.0000**	**0.0000**	**0.0000**	**0.0000**	**0.0000**	**0.0000**	**2.0000e-005**	**2.0000e-005**	**0.0000**	**0.0000**	**3.0000e-005**

	ROG	**NOx**	**CO**	**SO2**	**Fugitive PM10**	**Exhaust PM10**	**PM10 Total**	**Fugitive PM2.5**	**Exhaust PM2.5**	**PM2.5 Total**	**Bio- CO2**	**NBio-CO2**	**Total CO2**	**CH4**	**N20**	**CO2e**
Percent Reduction	**0.00**	**0.00**	**0.00**	**0.00**	**0.00**	**0.00**	**0.00**	**0.00**	**0.00**	**0.00**	**0.00**	**0.00**	**0.00**	**0.00**	**0.00**	**0.00**

3.0 Construction Detail

Construction Phase

Phase Number	Phase Name	Phase Type	Start Date	End Date	Num Days Week	Num Days	Phase Description
1	Demolition	Demolition	6/29/2021	9/20/2021	5	60	

Acres of Grading (Site Preparation Phase): 0

Acres of Grading (Grading Phase): 0

Acres of Paving: 1

Residential Indoor: 0; Residential Outdoor: 0; Non-Residential Indoor: 0; Non-Residential Outdoor: 0; Striped Parking Area: 0 (Architectural Coating – sqft)

OffRoad Equipment

Phase Name	Offroad Equipment Type	Amount	Usage Hours	Horse Power	Load Factor
Demolition	Concrete/Industrial Saws	0	8.00	81	0.73
Demolition	Crushing/Proc. Equipment	0	8.00	85	0.78
Demolition	Excavators	0	8.00	158	0.38
Demolition	Generator Sets	2	8.00	1050	0.74
Demolition	Rubber Tired Dozers	0	8.00	247	0.40
Demolition	Tractors/Loaders/Backhoes	0	8.00	97	0.37

Trips and VMT

Phase Name	Offroad Equipment Count	Worker Trip Number	Vendor Trip Number	Hauling Trip Number	Worker Trip Length	Vendor Trip Length	Hauling Trip Length	Worker Vehicle Class	Vendor Vehicle Class	Hauling Vehicle Class
Demolition	2	0.00	0.00	0.00	0.00	0.00	0.00	LD_Mix	HDT_Mix	HHDT

3.1 Mitigation Measures Construction

Water Exposed Area

3.2 Demolition - 2021

Unmitigated Construction On-Site

	ROG	NOx	CO	SO2	Fugitive PM10	Exhaust PM10	PM10 Total	Fugitive PM2.5	Exhaust PM2.5	PM2.5 Total	Bio- CO2	NBio- CO2	Total CO2	CH4	N2O	CO2e
Category	tons/yr										MT/yr					
Fugitive Dust					1.3055	0.0000	1.3055	0.1977	0.0000	0.1977	0.0000	0.0000	0.0000	0.0000	0.0000	0.0000
Off-Road	0.1809	2.7726	0.8716	4.1100e-003		0.0576	0.0576		0.0576	0.0576	0.0000	423.9063	423.9063	0.0142	0.0000	424.2607
Total	**0.1809**	**2.7726**	**0.8716**	**4.1100e-003**	**1.3055**	**0.0576**	**1.3630**	**0.1977**	**0.0576**	**0.2552**	**0.0000**	**423.9063**	**423.9063**	**0.0142**	**0.0000**	**424.2607**

Unmitigated Construction Off-Site

	ROG	NOx	CO	SO2	Fugitive PM10	Exhaust PM10	PM10 Total	Fugitive PM2.5	Exhaust PM2.5	PM2.5 Total	Bio- CO2	NBio- CO2	Total CO2	CH4	N2O	CO2e
Category	tons/yr										MT/yr					
Hauling	0.0000	0.0000	0.0000	0.0000	0.0000	0.0000	0.0000	0.0000	0.0000	0.0000	0.0000	0.0000	0.0000	0.0000	0.0000	0.0000
Vendor	0.0000	0.0000	0.0000	0.0000	0.0000	0.0000	0.0000	0.0000	0.0000	0.0000	0.0000	0.0000	0.0000	0.0000	0.0000	0.0000
Worker	0.0000	0.0000	0.0000	0.0000	0.0000	0.0000	0.0000	0.0000	0.0000	0.0000	0.0000	0.0000	0.0000	0.0000	0.0000	0.0000
Total	**0.0000**	**0.0000**	**0.0000**	**0.0000**	**0.0000**	**0.0000**	**0.0000**	**0.0000**	**0.0000**	**0.0000**	**0.0000**	**0.0000**	**0.0000**	**0.0000**	**0.0000**	**0.0000**

3.2 Demolition - 2021

Mitigated Construction On-Site

	ROG	NOx	CO	SO2	Fugitive PM10	Exhaust PM10	PM10 Total	Fugitive PM2.5	Exhaust PM2.5	PM2.5 Total	Bio- CO2	NBio- CO2	Total CO2	CH4	N2O	CO2e
Category	tons/yr										MT/yr					
Fugitive Dust					0.5091	0.0000	0.5091	0.0771	0.0000	0.0771	0.0000	0.0000	0.0000	0.0000	0.0000	0.0000
Off-Road	0.1809	2.7726	0.8716	4.1100e-003		0.0576	0.0576		0.0576	0.0576	0.0000	423.9058	423.9058	0.0142	0.0000	424.2601
Total	**0.1809**	**2.7726**	**0.8716**	**4.1100e-003**	**0.5091**	**0.0576**	**0.5667**	**0.0771**	**0.0576**	**0.1347**	**0.0000**	**423.9058**	**423.9058**	**0.0142**	**0.0000**	**424.2601**

Mitigated Construction Off-Site

	ROG	NOx	CO	SO2	Fugitive PM10	Exhaust PM10	PM10 Total	Fugitive PM2.5	Exhaust PM2.5	PM2.5 Total	Bio- CO2	NBio- CO2	Total CO2	CH4	N2O	CO2e
Category	tons/yr										MT/yr					
Hauling	0.0000	0.0000	0.0000	0.0000	0.0000	0.0000	0.0000	0.0000	0.0000	0.0000	0.0000	0.0000	0.0000	0.0000	0.0000	0.0000
Vendor	0.0000	0.0000	0.0000	0.0000	0.0000	0.0000	0.0000	0.0000	0.0000	0.0000	0.0000	0.0000	0.0000	0.0000	0.0000	0.0000
Worker	0.0000	0.0000	0.0000	0.0000	0.0000	0.0000	0.0000	0.0000	0.0000	0.0000	0.0000	0.0000	0.0000	0.0000	0.0000	0.0000
Total	**0.0000**	**0.0000**	**0.0000**	**0.0000**	**0.0000**	**0.0000**	**0.0000**	**0.0000**	**0.0000**	**0.0000**	**0.0000**	**0.0000**	**0.0000**	**0.0000**	**0.0000**	**0.0000**

4.0 Operational Detail - Mobile

4.1 Mitigation Measures Mobile

	ROG	NOx	CO	SO2	Fugitive PM10	Exhaust PM10	PM10 Total	Fugitive PM2.5	Exhaust PM2.5	PM2.5 Total	Bio- CO2	NBio- CO2	Total CO2	CH4	N2O	CO2e
Category	tons/yr										MT/yr					
Mitigated	0.0000	0.0000	0.0000	0.0000	0.0000	0.0000	0.0000	0.0000	0.0000	0.0000	0.0000	0.0000	0.0000	0.0000	0.0000	0.0000
Unmitigated	0.0000	0.0000	0.0000	0.0000	0.0000	0.0000	0.0000	0.0000	0.0000	0.0000	0.0000	0.0000	0.0000	0.0000	0.0000	0.0000

4.2 Trip Summary Information

	Average Daily Trip Rate			Unmitigated	Mitigated
Land Use	Weekday	Saturday	Sunday	Annual VMT	Annual VMT
Other Asphalt Surfaces	0.00	0.00	0.00		
Total	0.00	0.00	0.00		

4.3 Trip Type Information

	Miles			Trip %			Trip Purpose %		
Land Use	H-W or C-W	H-S or C-C	H-O or C-NW	H-W or C-W	H-S or C-C	H-O or C-NW	Primary	Diverted	Pass-by
Other Asphalt Surfaces	16.60	8.40	6.90	0.00	0.00	0.00	0	0	0

4.4 Fleet Mix

Land Use	LDA	LDT1	LDT2	MDV	LHD1	LHD2	MHD	HHD	OBUS	UBUS	MCY	SBUS	MH
Other Asphalt Surfaces	0.561378	0.043284	0.209473	0.111826	0.015545	0.005795	0.025829	0.017125	0.001747	0.001542	0.004926	0.000594	0.000934

5.0 Energy Detail

Historical Energy Use: N

5.1 Mitigation Measures Energy

	ROG	NOx	CO	SO2	Fugitive PM10	Exhaust PM10	PM10 Total	Fugitive PM2.5	Exhaust PM2.5	PM2.5 Total	Bio- CO2	NBio- CO2	Total CO2	CH4	N2O	CO2e
Category	tons/yr										MT/yr					
Electricity Mitigated						0.0000	0.0000		0.0000	0.0000	0.0000	0.0000	0.0000	0.0000	0.0000	0.0000
Electricity Unmitigated						0.0000	0.0000		0.0000	0.0000	0.0000	0.0000	0.0000	0.0000	0.0000	0.0000
NaturalGas Mitigated	0.0000	0.0000	0.0000	0.0000		0.0000	0.0000		0.0000	0.0000	0.0000	0.0000	0.0000	0.0000	0.0000	0.0000
NaturalGas Unmitigated	0.0000	0.0000	0.0000	0.0000		0.0000	0.0000		0.0000	0.0000	0.0000	0.0000	0.0000	0.0000	0.0000	0.0000

5.2 Energy by Land Use - NaturalGas

Unmitigated

	NaturalGas Use	ROG	NOx	CO	SO2	Fugitive PM10	Exhaust PM10	PM10 Total	Fugitive PM2.5	Exhaust PM2.5	PM2.5 Total	Bio- CO2	NBio- CO2	Total CO2	CH4	N2O	CO2e
Land Use	kBTU/yr	tons/yr										MT/yr					
Other Asphalt Surfaces	0	0.0000	0.0000	0.0000	0.0000		0.0000	0.0000		0.0000	0.0000	0.0000	0.0000	0.0000	0.0000	0.0000	0.0000
Total		**0.0000**	**0.0000**	**0.0000**	**0.0000**		**0.0000**	**0.0000**		**0.0000**	**0.0000**	**0.0000**	**0.0000**	**0.0000**	**0.0000**	**0.0000**	**0.0000**

Mitigated

	NaturalGas Use	ROG	NOx	CO	SO2	Fugitive PM10	Exhaust PM10	PM10 Total	Fugitive PM2.5	Exhaust PM2.5	PM2.5 Total	Bio- CO2	NBio- CO2	Total CO2	CH4	N2O	CO2e
Land Use	kBTU/yr	tons/yr										MT/yr					
Other Asphalt Surfaces	0	0.0000	0.0000	0.0000	0.0000		0.0000	0.0000		0.0000	0.0000	0.0000	0.0000	0.0000	0.0000	0.0000	0.0000
Total		**0.0000**	**0.0000**	**0.0000**	**0.0000**		**0.0000**	**0.0000**		**0.0000**	**0.0000**	**0.0000**	**0.0000**	**0.0000**	**0.0000**	**0.0000**	**0.0000**

5.3 Energy by Land Use - Electricity

Unmitigated

	Electricity Use	Total CO2	CH4	N2O	CO2e
Land Use	kWh/yr	MT/yr			
Other Asphalt Surfaces	0	0.0000	0.0000	0.0000	0.0000
Total		**0.0000**	**0.0000**	**0.0000**	**0.0000**

Mitigated

	Electricity Use	Total CO2	CH4	N2O	CO2e
Land Use	kWh/yr	MT/yr			
Other Asphalt Surfaces	0	0.0000	0.0000	0.0000	0.0000
Total		**0.0000**	**0.0000**	**0.0000**	**0.0000**

6.0 Area Detail

6.1 Mitigation Measures Area

	ROG	NOx	CO	SO2	Fugitive PM10	Exhaust PM10	PM10 Total	Fugitive PM2.5	Exhaust PM2.5	PM2.5 Total	Bio- CO2	NBio- CO2	Total CO2	CH4	N2O	CO2e
Category	tons/yr										MT/yr					
Mitigated	3.4200e-003	0.0000	1.0000e-005	0.0000		0.0000	0.0000		0.0000	0.0000	0.0000	2.0000e-005	2.0000e-005	0.0000	0.0000	3.0000e-005
Unmitigated	3.4200e-003	0.0000	1.0000e-005	0.0000		0.0000	0.0000		0.0000	0.0000	0.0000	2.0000e-005	2.0000e-005	0.0000	0.0000	3.0000e-005

6.2 Area by SubCategory

Unmitigated

	ROG	NOx	CO	SO2	Fugitive PM10	Exhaust PM10	PM10 Total	Fugitive PM2.5	Exhaust PM2.5	PM2.5 Total	Bio- CO2	NBio- CO2	Total CO2	CH4	N2O	CO2e
SubCategory	tons/yr										MT/yr					
Architectural Coating	6.1000e-004					0.0000	0.0000		0.0000	0.0000	0.0000	0.0000	0.0000	0.0000	0.0000	0.0000
Consumer Products	2.8200e-003					0.0000	0.0000		0.0000	0.0000	0.0000	0.0000	0.0000	0.0000	0.0000	0.0000
Landscaping	0.0000	0.0000	1.0000e-005	0.0000		0.0000	0.0000		0.0000	0.0000	0.0000	2.0000e-005	2.0000e-005	0.0000	0.0000	3.0000e-005
Total	**3.4300e-003**	**0.0000**	**1.0000e-005**	**0.0000**		**0.0000**	**0.0000**		**0.0000**	**0.0000**	**0.0000**	**2.0000e-005**	**2.0000e-005**	**0.0000**	**0.0000**	**3.0000e-005**

6.2 Area by SubCategory

Mitigated

	ROG	NOx	CO	SO2	Fugitive PM10	Exhaust PM10	PM10 Total	Fugitive PM2.5	Exhaust PM2.5	PM2.5 Total	Bio- CO2	NBio- CO2	Total CO2	CH4	N2O	CO2e
SubCategory	tons/yr										MT/yr					
Architectural Coating	6.1000e-004					0.0000	0.0000		0.0000	0.0000	0.0000	0.0000	0.0000	0.0000	0.0000	0.0000
Consumer Products	2.8200e-003					0.0000	0.0000		0.0000	0.0000	0.0000	0.0000	0.0000	0.0000	0.0000	0.0000
Landscaping	0.0000	0.0000	1.0000e-005	0.0000		0.0000	0.0000		0.0000	0.0000	0.0000	2.0000e-005	2.0000e-005	0.0000	0.0000	3.0000e-005
Total	**3.4300e-003**	**0.0000**	**1.0000e-005**	**0.0000**		**0.0000**	**0.0000**		**0.0000**	**0.0000**	**0.0000**	**2.0000e-005**	**2.0000e-005**	**0.0000**	**0.0000**	**3.0000e-005**

7.0 Water Detail

7.1 Mitigation Measures Water

	Total CO2	CH4	N2O	CO2e
Category	MT/yr			
Mitigated	0.0000	0.0000	0.0000	0.0000
Unmitigated	0.0000	0.0000	0.0000	0.0000

7.2 Water by Land Use

Unmitigated

	Indoor/Outdoor Use	Total CO2	CH4	N2O	CO2e
Land Use	Mgal	MT/yr			
Other Asphalt Surfaces	0 / 0	0.0000	0.0000	0.0000	0.0000
Total		**0.0000**	**0.0000**	**0.0000**	**0.0000**

7.2 Water by Land Use

Mitigated

	Indoor/Outdoor Use	Total CO2	CH4	N2O	CO2e
Land Use	Mgal	MT/yr			
Other Asphalt Surfaces	0 / 0	0.0000	0.0000	0.0000	0.0000
Total		**0.0000**	**0.0000**	**0.0000**	**0.0000**

8.0 Waste Detail

8.1 Mitigation Measures Waste

Category/Year

	Total CO2	CH4	N2O	CO2e
	MT/yr			
Mitigated	0.0000	0.0000	0.0000	0.0000
Unmitigated	0.0000	0.0000	0.0000	0.0000

8.2 Waste by Land Use

Unmitigated

	Waste Disposed	Total CO2	CH4	N2O	CO2e
Land Use	tons	MT/yr			
Other Asphalt Surfaces	0	0.0000	0.0000	0.0000	0.0000
Total		**0.0000**	**0.0000**	**0.0000**	**0.0000**

Mitigated

	Waste Disposed	Total CO2	CH4	N2O	CO2e
Land Use	tons	MT/yr			
Other Asphalt Surfaces	0	0.0000	0.0000	0.0000	0.0000
Total		**0.0000**	**0.0000**	**0.0000**	**0.0000**

9.0 Operational Offroad

Equipment Type	Number	Hours/Day	Days/Year	Horse Power	Load Factor	Fuel Type

10.0 Stationary Equipment

Fire Pumps and Emergency Generators

Equipment Type	Number	Hours/Day	Hours/Year	Horse Power	Load Factor	Fuel Type

Boilers

Equipment Type	Number	Heat Input/Day	Heat Input/Year	Boiler Rating	Fuel Type

User Defined Equipment

Equipment Type	Number

11.0 Vegetation

This page intentionally left blank

APPENDIX 4.2:

CALEEMOD PROJECT ANNUAL OPERATIONAL (PASSENGER CARS) EMISSIONS MODEL OUTPUTS

GLC Fullerton (Operations - Passenger Cars)

Orange County, Annual

1.0 Project Characteristics

1.1 Land Usage

Land Uses	Size	Metric	Lot Acreage	Floor Surface Area	Population
Refrigerated Warehouse-No Rail	804.69	1000sqft	18.47	804,692.00	0
Unrefrigerated Warehouse-No Rail	804.69	1000sqft	18.47	804,692.00	0
Other Asphalt Surfaces	800.13	1000sqft	18.37	800,133.00	0
Parking Lot	1,175.00	Space	10.79	470,000.00	0

1.2 Other Project Characteristics

Urbanization	Urban	**Wind Speed (m/s)**	2.2	**Precipitation Freq (Days)**	30
Climate Zone	8			**Operational Year**	2022
Utility Company	Southern California Edison				
CO2 Intensity (lb/MWhr)	702.44	**CH4 Intensity (lb/MWhr)**	0.029	**N2O Intensity (lb/MWhr)**	0.006

1.3 User Entered Comments & Non-Default Data

GLC Fullerton (Operations - Passenger Cars) - Orange County, Annual

Project Characteristics -

Land Use - Total Project net area is approximately 66.10 Acres.

Construction Phase - Operations Run Only.

Off-road Equipment - Operations Run Only.

Trips and VMT - Operations Run Only.

Vehicle Trips - Trip Characteristics based on information provided in the Goodman Logistics Center Traffic Impact Analysis by Urban Crossroads, Inc.

Energy Use - The project will design building shells and building components to meet 2019 Title 24 Standards which expects 30% less energy for nonresidential uses.

Water And Wastewater - Water Usage based on information provided in the WSA.

Operational Off-Road Equipment - Based on SCAQMD High Cube Warehouse Truck Trip Study White Paper Summary of Busniess Survey Results (2014)

Fleet Mix - Operations Run Only.

Vehicle Emission Factors - EMFAC2017

Vehicle Emission Factors - EMFAC2017

Vehicle Emission Factors - EMFAC2017

Area Coating -

Table Name	Column Name	Default Value	New Value
tblConstructionPhase	NumDays	70.00	0.00
tblEnergyUse	LightingElect	2.74	1.92
tblEnergyUse	LightingElect	1.96	1.37
tblEnergyUse	T24E	0.29	0.20
tblEnergyUse	T24E	0.59	0.41
tblEnergyUse	T24NG	0.86	0.60
tblEnergyUse	T24NG	3.88	2.72
tblFleetMix	HHD	0.02	0.00
tblFleetMix	HHD	0.02	0.00
tblFleetMix	LDA	0.56	0.61
tblFleetMix	LDA	0.56	0.61

tblFleetMix	LDT1	0.04	0.05
tblFleetMix	LDT1	0.04	0.05
tblFleetMix	LDT2	0.21	0.23
tblFleetMix	LDT2	0.21	0.23
tblFleetMix	LHD1	0.02	0.00
tblFleetMix	LHD1	0.02	0.00
tblFleetMix	LHD2	5.7950e-003	0.00
tblFleetMix	LHD2	5.7950e-003	0.00
tblFleetMix	MCY	4.9260e-003	0.00
tblFleetMix	MCY	4.9260e-003	0.00
tblFleetMix	MDV	0.11	0.12
tblFleetMix	MDV	0.11	0.12
tblFleetMix	MH	9.3400e-004	0.00
tblFleetMix	MH	9.3400e-004	0.00
tblFleetMix	MHD	0.03	0.00
tblFleetMix	MHD	0.03	0.00
tblFleetMix	OBUS	1.7470e-003	0.00
tblFleetMix	OBUS	1.7470e-003	0.00
tblFleetMix	SBUS	5.9400e-004	0.00
tblFleetMix	SBUS	5.9400e-004	0.00
tblFleetMix	UBUS	1.5420e-003	0.00
tblFleetMix	UBUS	1.5420e-003	0.00
tblLandUse	LotAcreage	10.57	10.79
tblOffRoadEquipment	OffRoadEquipmentUnitAmount	1.00	0.00
tblOffRoadEquipment	OffRoadEquipmentUnitAmount	3.00	0.00
tblOffRoadEquipment	OffRoadEquipmentUnitAmount	2.00	0.00
tblOperationalOffRoadEquipment	OperDaysPerYear	260.00	365.00

GLC Fullerton (Operations - Passenger Cars) - Orange County, Annual

tblOperationalOffRoadEquipment	OperFuelType	Diesel	CNG
tblOperationalOffRoadEquipment	OperHorsePower	97.00	200.00
tblOperationalOffRoadEquipment	OperHoursPerDay	8.00	4.00
tblOperationalOffRoadEquipment	OperOffRoadEquipmentNumber	0.00	6.00
tblVehicleEF	HHD	0.58	0.03
tblVehicleEF	HHD	0.16	0.14
tblVehicleEF	HHD	0.07	1.0000e-006
tblVehicleEF	HHD	2.24	5.67
tblVehicleEF	HHD	1.31	0.71
tblVehicleEF	HHD	4.03	0.01
tblVehicleEF	HHD	4,069.38	1,071.37
tblVehicleEF	HHD	1,661.35	1,472.58
tblVehicleEF	HHD	12.98	0.08
tblVehicleEF	HHD	18.80	5.84
tblVehicleEF	HHD	3.54	3.30
tblVehicleEF	HHD	0.02	3.7940e-003
tblVehicleEF	HHD	0.06	0.06
tblVehicleEF	HHD	0.03	0.04
tblVehicleEF	HHD	0.01	0.03
tblVehicleEF	HHD	1.1900e-004	1.0000e-006
tblVehicleEF	HHD	0.02	3.6300e-003
tblVehicleEF	HHD	0.03	0.03
tblVehicleEF	HHD	8.6720e-003	8.7660e-003
tblVehicleEF	HHD	0.01	0.03
tblVehicleEF	HHD	1.0900e-004	1.0000e-006
tblVehicleEF	HHD	1.1400e-004	5.0000e-006
tblVehicleEF	HHD	4.7360e-003	2.0100e-004

tblVehicleEF	HHD	0.53	0.41
tblVehicleEF	HHD	8.6000e-005	3.0000e-006
tblVehicleEF	HHD	0.12	0.07
tblVehicleEF	HHD	4.2900e-004	9.3000e-004
tblVehicleEF	HHD	0.09	4.0000e-006
tblVehicleEF	HHD	0.04	9.8130e-003
tblVehicleEF	HHD	0.01	0.01
tblVehicleEF	HHD	1.9600e-004	1.0000e-006
tblVehicleEF	HHD	1.1400e-004	5.0000e-006
tblVehicleEF	HHD	4.7360e-003	2.0100e-004
tblVehicleEF	HHD	0.64	0.47
tblVehicleEF	HHD	8.6000e-005	3.0000e-006
tblVehicleEF	HHD	0.30	0.22
tblVehicleEF	HHD	4.2900e-004	9.3000e-004
tblVehicleEF	HHD	0.10	5.0000e-006
tblVehicleEF	HHD	0.55	0.03
tblVehicleEF	HHD	0.16	0.14
tblVehicleEF	HHD	0.07	1.0000e-006
tblVehicleEF	HHD	1.62	5.55
tblVehicleEF	HHD	1.31	0.71
tblVehicleEF	HHD	3.84	0.01
tblVehicleEF	HHD	4,310.95	1,068.30
tblVehicleEF	HHD	1,661.35	1,472.58
tblVehicleEF	HHD	12.98	0.08
tblVehicleEF	HHD	19.40	5.67
tblVehicleEF	HHD	3.35	3.12
tblVehicleEF	HHD	0.01	3.3070e-003

tblVehicleEF	HHD	0.06	0.06
tblVehicleEF	HHD	0.03	0.04
tblVehicleEF	HHD	0.01	0.03
tblVehicleEF	HHD	1.1900e-004	1.0000e-006
tblVehicleEF	HHD	0.01	3.1640e-003
tblVehicleEF	HHD	0.03	0.03
tblVehicleEF	HHD	8.6720e-003	8.7660e-003
tblVehicleEF	HHD	0.01	0.03
tblVehicleEF	HHD	1.0900e-004	1.0000e-006
tblVehicleEF	HHD	1.6300e-004	7.0000e-006
tblVehicleEF	HHD	4.8280e-003	2.0400e-004
tblVehicleEF	HHD	0.50	0.43
tblVehicleEF	HHD	1.2000e-004	5.0000e-006
tblVehicleEF	HHD	0.12	0.07
tblVehicleEF	HHD	4.1400e-004	9.1300e-004
tblVehicleEF	HHD	0.09	4.0000e-006
tblVehicleEF	HHD	0.04	9.7840e-003
tblVehicleEF	HHD	0.01	0.01
tblVehicleEF	HHD	1.9300e-004	1.0000e-006
tblVehicleEF	HHD	1.6300e-004	7.0000e-006
tblVehicleEF	HHD	4.8280e-003	2.0400e-004
tblVehicleEF	HHD	0.60	0.50
tblVehicleEF	HHD	1.2000e-004	5.0000e-006
tblVehicleEF	HHD	0.30	0.22
tblVehicleEF	HHD	4.1400e-004	9.1300e-004
tblVehicleEF	HHD	0.10	4.0000e-006
tblVehicleEF	HHD	0.63	0.02

tblVehicleEF	HHD	0.16	2.9240e-003
tblVehicleEF	HHD	0.07	1.0000e-006
tblVehicleEF	HHD	3.08	5.67
tblVehicleEF	HHD	1.30	0.31
tblVehicleEF	HHD	4.07	0.01
tblVehicleEF	HHD	3,735.78	1,043.04
tblVehicleEF	HHD	1,661.35	1,373.81
tblVehicleEF	HHD	12.98	0.08
tblVehicleEF	HHD	17.96	5.87
tblVehicleEF	HHD	3.48	3.16
tblVehicleEF	HHD	0.02	4.0580e-003
tblVehicleEF	HHD	0.06	0.06
tblVehicleEF	HHD	0.03	0.03
tblVehicleEF	HHD	0.01	0.03
tblVehicleEF	HHD	1.1900e-004	1.0000e-006
tblVehicleEF	HHD	0.02	3.8830e-003
tblVehicleEF	HHD	0.03	0.03
tblVehicleEF	HHD	8.6720e-003	8.5030e-003
tblVehicleEF	HHD	0.01	0.03
tblVehicleEF	HHD	1.0900e-004	1.0000e-006
tblVehicleEF	HHD	1.1200e-004	5.0000e-006
tblVehicleEF	HHD	5.0860e-003	2.2300e-004
tblVehicleEF	HHD	0.58	0.38
tblVehicleEF	HHD	8.6000e-005	4.0000e-006
tblVehicleEF	HHD	0.12	0.06
tblVehicleEF	HHD	4.6600e-004	9.9300e-004
tblVehicleEF	HHD	0.09	4.0000e-006

tblVehicleEF	HHD	0.03	9.8540e-003
tblVehicleEF	HHD	0.01	0.01
tblVehicleEF	HHD	1.9600e-004	1.0000e-006
tblVehicleEF	HHD	1.1200e-004	5.0000e-006
tblVehicleEF	HHD	5.0860e-003	2.2300e-004
tblVehicleEF	HHD	0.69	0.43
tblVehicleEF	HHD	8.6000e-005	4.0000e-006
tblVehicleEF	HHD	0.30	0.07
tblVehicleEF	HHD	4.6600e-004	9.9300e-004
tblVehicleEF	HHD	0.10	5.0000e-006
tblVehicleEF	LDA	3.9360e-003	2.3280e-003
tblVehicleEF	LDA	4.5350e-003	0.05
tblVehicleEF	LDA	0.55	0.63
tblVehicleEF	LDA	1.00	2.05
tblVehicleEF	LDA	252.97	257.52
tblVehicleEF	LDA	56.16	52.62
tblVehicleEF	LDA	0.04	0.03
tblVehicleEF	LDA	1.8750e-003	1.5810e-003
tblVehicleEF	LDA	2.2640e-003	1.8330e-003
tblVehicleEF	LDA	1.7270e-003	1.4560e-003
tblVehicleEF	LDA	2.0810e-003	1.6860e-003
tblVehicleEF	LDA	0.03	0.05
tblVehicleEF	LDA	0.09	0.09
tblVehicleEF	LDA	0.03	0.05
tblVehicleEF	LDA	9.9340e-003	8.8060e-003
tblVehicleEF	LDA	0.04	0.20
tblVehicleEF	LDA	0.06	0.21

tblVehicleEF	LDA	2.5330e-003	2.5470e-003
tblVehicleEF	LDA	5.7800e-004	5.2100e-004
tblVehicleEF	LDA	0.03	0.05
tblVehicleEF	LDA	0.09	0.09
tblVehicleEF	LDA	0.03	0.05
tblVehicleEF	LDA	0.01	0.01
tblVehicleEF	LDA	0.04	0.20
tblVehicleEF	LDA	0.07	0.23
tblVehicleEF	LDA	4.1570e-003	2.4790e-003
tblVehicleEF	LDA	4.0770e-003	0.04
tblVehicleEF	LDA	0.60	0.68
tblVehicleEF	LDA	0.87	1.77
tblVehicleEF	LDA	263.60	268.06
tblVehicleEF	LDA	56.16	52.11
tblVehicleEF	LDA	0.04	0.03
tblVehicleEF	LDA	1.8750e-003	1.5810e-003
tblVehicleEF	LDA	2.2640e-003	1.8330e-003
tblVehicleEF	LDA	1.7270e-003	1.4560e-003
tblVehicleEF	LDA	2.0810e-003	1.6860e-003
tblVehicleEF	LDA	0.05	0.07
tblVehicleEF	LDA	0.09	0.09
tblVehicleEF	LDA	0.04	0.06
tblVehicleEF	LDA	0.01	9.2950e-003
tblVehicleEF	LDA	0.04	0.19
tblVehicleEF	LDA	0.05	0.19
tblVehicleEF	LDA	2.6400e-003	2.6520e-003
tblVehicleEF	LDA	5.7600e-004	5.1600e-004

tblVehicleEF	LDA	0.05	0.07
tblVehicleEF	LDA	0.09	0.09
tblVehicleEF	LDA	0.04	0.06
tblVehicleEF	LDA	0.02	0.01
tblVehicleEF	LDA	0.04	0.19
tblVehicleEF	LDA	0.06	0.21
tblVehicleEF	LDA	3.8610e-003	2.2810e-003
tblVehicleEF	LDA	4.6290e-003	0.05
tblVehicleEF	LDA	0.53	0.61
tblVehicleEF	LDA	1.03	2.12
tblVehicleEF	LDA	249.05	253.63
tblVehicleEF	LDA	56.16	52.74
tblVehicleEF	LDA	0.04	0.03
tblVehicleEF	LDA	1.8750e-003	1.5810e-003
tblVehicleEF	LDA	2.2640e-003	1.8330e-003
tblVehicleEF	LDA	1.7270e-003	1.4560e-003
tblVehicleEF	LDA	2.0810e-003	1.6860e-003
tblVehicleEF	LDA	0.03	0.05
tblVehicleEF	LDA	0.09	0.10
tblVehicleEF	LDA	0.03	0.05
tblVehicleEF	LDA	9.7480e-003	8.6410e-003
tblVehicleEF	LDA	0.04	0.23
tblVehicleEF	LDA	0.06	0.21
tblVehicleEF	LDA	2.4930e-003	2.5090e-003
tblVehicleEF	LDA	5.7900e-004	5.2200e-004
tblVehicleEF	LDA	0.03	0.05
tblVehicleEF	LDA	0.09	0.10

tblVehicleEF	LDA	0.03	0.05
tblVehicleEF	LDA	0.01	0.01
tblVehicleEF	LDA	0.04	0.23
tblVehicleEF	LDA	0.07	0.23
tblVehicleEF	LDT1	8.9890e-003	5.4220e-003
tblVehicleEF	LDT1	0.01	0.07
tblVehicleEF	LDT1	1.10	1.13
tblVehicleEF	LDT1	2.48	2.25
tblVehicleEF	LDT1	313.91	304.64
tblVehicleEF	LDT1	69.94	63.35
tblVehicleEF	LDT1	0.10	0.09
tblVehicleEF	LDT1	2.4600e-003	2.1320e-003
tblVehicleEF	LDT1	3.1560e-003	2.4680e-003
tblVehicleEF	LDT1	2.2640e-003	1.9610e-003
tblVehicleEF	LDT1	2.9020e-003	2.2690e-003
tblVehicleEF	LDT1	0.11	0.11
tblVehicleEF	LDT1	0.24	0.18
tblVehicleEF	LDT1	0.10	0.10
tblVehicleEF	LDT1	0.02	0.02
tblVehicleEF	LDT1	0.15	0.62
tblVehicleEF	LDT1	0.17	0.33
tblVehicleEF	LDT1	3.1510e-003	3.0150e-003
tblVehicleEF	LDT1	7.4300e-004	6.2700e-004
tblVehicleEF	LDT1	0.11	0.11
tblVehicleEF	LDT1	0.24	0.18
tblVehicleEF	LDT1	0.10	0.10
tblVehicleEF	LDT1	0.03	0.03

tblVehicleEF	LDT1	0.15	0.62
tblVehicleEF	LDT1	0.19	0.36
tblVehicleEF	LDT1	9.4340e-003	5.7300e-003
tblVehicleEF	LDT1	0.01	0.06
tblVehicleEF	LDT1	1.18	1.23
tblVehicleEF	LDT1	2.14	1.93
tblVehicleEF	LDT1	326.59	315.43
tblVehicleEF	LDT1	69.94	62.74
tblVehicleEF	LDT1	0.09	0.08
tblVehicleEF	LDT1	2.4600e-003	2.1320e-003
tblVehicleEF	LDT1	3.1560e-003	2.4680e-003
tblVehicleEF	LDT1	2.2640e-003	1.9610e-003
tblVehicleEF	LDT1	2.9020e-003	2.2690e-003
tblVehicleEF	LDT1	0.16	0.17
tblVehicleEF	LDT1	0.25	0.19
tblVehicleEF	LDT1	0.13	0.14
tblVehicleEF	LDT1	0.02	0.02
tblVehicleEF	LDT1	0.14	0.57
tblVehicleEF	LDT1	0.15	0.29
tblVehicleEF	LDT1	3.2790e-003	3.1210e-003
tblVehicleEF	LDT1	7.3700e-004	6.2100e-004
tblVehicleEF	LDT1	0.16	0.17
tblVehicleEF	LDT1	0.25	0.19
tblVehicleEF	LDT1	0.13	0.14
tblVehicleEF	LDT1	0.03	0.04
tblVehicleEF	LDT1	0.14	0.57
tblVehicleEF	LDT1	0.17	0.32

tblVehicleEF	LDT1	8.8330e-003	5.3230e-003
tblVehicleEF	LDT1	0.01	0.07
tblVehicleEF	LDT1	1.06	1.10
tblVehicleEF	LDT1	2.56	2.31
tblVehicleEF	LDT1	309.22	300.66
tblVehicleEF	LDT1	69.94	63.48
tblVehicleEF	LDT1	0.10	0.09
tblVehicleEF	LDT1	2.4600e-003	2.1320e-003
tblVehicleEF	LDT1	3.1560e-003	2.4680e-003
tblVehicleEF	LDT1	2.2640e-003	1.9610e-003
tblVehicleEF	LDT1	2.9020e-003	2.2690e-003
tblVehicleEF	LDT1	0.11	0.12
tblVehicleEF	LDT1	0.27	0.20
tblVehicleEF	LDT1	0.10	0.10
tblVehicleEF	LDT1	0.02	0.02
tblVehicleEF	LDT1	0.18	0.73
tblVehicleEF	LDT1	0.17	0.33
tblVehicleEF	LDT1	3.1040e-003	2.9750e-003
tblVehicleEF	LDT1	7.4400e-004	6.2800e-004
tblVehicleEF	LDT1	0.11	0.12
tblVehicleEF	LDT1	0.27	0.20
tblVehicleEF	LDT1	0.10	0.10
tblVehicleEF	LDT1	0.03	0.03
tblVehicleEF	LDT1	0.18	0.73
tblVehicleEF	LDT1	0.19	0.37
tblVehicleEF	LDT2	5.3680e-003	3.6520e-003
tblVehicleEF	LDT2	5.9420e-003	0.06

tblVehicleEF	LDT2	0.70	0.85
tblVehicleEF	LDT2	1.29	2.61
tblVehicleEF	LDT2	356.05	329.20
tblVehicleEF	LDT2	79.07	68.88
tblVehicleEF	LDT2	0.06	0.06
tblVehicleEF	LDT2	1.8190e-003	1.5690e-003
tblVehicleEF	LDT2	2.2300e-003	1.7540e-003
tblVehicleEF	LDT2	1.6730e-003	1.4440e-003
tblVehicleEF	LDT2	2.0500e-003	1.6130e-003
tblVehicleEF	LDT2	0.04	0.07
tblVehicleEF	LDT2	0.10	0.12
tblVehicleEF	LDT2	0.05	0.07
tblVehicleEF	LDT2	0.01	0.01
tblVehicleEF	LDT2	0.06	0.38
tblVehicleEF	LDT2	0.08	0.29
tblVehicleEF	LDT2	3.5650e-003	3.2570e-003
tblVehicleEF	LDT2	8.1200e-004	6.8200e-004
tblVehicleEF	LDT2	0.04	0.07
tblVehicleEF	LDT2	0.10	0.12
tblVehicleEF	LDT2	0.05	0.07
tblVehicleEF	LDT2	0.02	0.02
tblVehicleEF	LDT2	0.06	0.38
tblVehicleEF	LDT2	0.09	0.32
tblVehicleEF	LDT2	5.6680e-003	3.8780e-003
tblVehicleEF	LDT2	5.3490e-003	0.06
tblVehicleEF	LDT2	0.76	0.92
tblVehicleEF	LDT2	1.12	2.24

tblVehicleEF	LDT2	370.66	339.75
tblVehicleEF	LDT2	79.07	68.21
tblVehicleEF	LDT2	0.06	0.06
tblVehicleEF	LDT2	1.8190e-003	1.5690e-003
tblVehicleEF	LDT2	2.2300e-003	1.7540e-003
tblVehicleEF	LDT2	1.6730e-003	1.4440e-003
tblVehicleEF	LDT2	2.0500e-003	1.6130e-003
tblVehicleEF	LDT2	0.06	0.10
tblVehicleEF	LDT2	0.10	0.12
tblVehicleEF	LDT2	0.06	0.10
tblVehicleEF	LDT2	0.01	0.02
tblVehicleEF	LDT2	0.05	0.36
tblVehicleEF	LDT2	0.07	0.26
tblVehicleEF	LDT2	3.7120e-003	3.3610e-003
tblVehicleEF	LDT2	8.0900e-004	6.7500e-004
tblVehicleEF	LDT2	0.06	0.10
tblVehicleEF	LDT2	0.10	0.12
tblVehicleEF	LDT2	0.06	0.10
tblVehicleEF	LDT2	0.02	0.02
tblVehicleEF	LDT2	0.05	0.36
tblVehicleEF	LDT2	0.08	0.29
tblVehicleEF	LDT2	5.2670e-003	3.5810e-003
tblVehicleEF	LDT2	6.0640e-003	0.07
tblVehicleEF	LDT2	0.68	0.82
tblVehicleEF	LDT2	1.32	2.68
tblVehicleEF	LDT2	350.66	325.31
tblVehicleEF	LDT2	79.07	69.03

tblVehicleEF	LDT2	0.06	0.06
tblVehicleEF	LDT2	1.8190e-003	1.5690e-003
tblVehicleEF	LDT2	2.2300e-003	1.7540e-003
tblVehicleEF	LDT2	1.6730e-003	1.4440e-003
tblVehicleEF	LDT2	2.0500e-003	1.6130e-003
tblVehicleEF	LDT2	0.04	0.07
tblVehicleEF	LDT2	0.11	0.13
tblVehicleEF	LDT2	0.05	0.07
tblVehicleEF	LDT2	0.01	0.01
tblVehicleEF	LDT2	0.07	0.45
tblVehicleEF	LDT2	0.08	0.30
tblVehicleEF	LDT2	3.5110e-003	3.2180e-003
tblVehicleEF	LDT2	8.1300e-004	6.8300e-004
tblVehicleEF	LDT2	0.04	0.07
tblVehicleEF	LDT2	0.11	0.13
tblVehicleEF	LDT2	0.05	0.07
tblVehicleEF	LDT2	0.02	0.02
tblVehicleEF	LDT2	0.07	0.45
tblVehicleEF	LDT2	0.09	0.33
tblVehicleEF	LHD1	5.4230e-003	5.5990e-003
tblVehicleEF	LHD1	9.3000e-003	4.5130e-003
tblVehicleEF	LHD1	0.02	0.02
tblVehicleEF	LHD1	0.15	0.19
tblVehicleEF	LHD1	0.70	0.51
tblVehicleEF	LHD1	2.36	1.04
tblVehicleEF	LHD1	9.04	9.00
tblVehicleEF	LHD1	595.62	655.78

tblVehicleEF	LHD1	32.10	12.06
tblVehicleEF	LHD1	0.08	0.06
tblVehicleEF	LHD1	1.16	0.73
tblVehicleEF	LHD1	8.6900e-004	7.8400e-004
tblVehicleEF	LHD1	0.01	9.7030e-003
tblVehicleEF	LHD1	0.01	6.9260e-003
tblVehicleEF	LHD1	8.6500e-004	2.4300e-004
tblVehicleEF	LHD1	8.3100e-004	7.5100e-004
tblVehicleEF	LHD1	2.5300e-003	2.4260e-003
tblVehicleEF	LHD1	9.6520e-003	6.6010e-003
tblVehicleEF	LHD1	7.9500e-004	2.2400e-004
tblVehicleEF	LHD1	2.7120e-003	2.1290e-003
tblVehicleEF	LHD1	0.09	0.07
tblVehicleEF	LHD1	0.02	0.02
tblVehicleEF	LHD1	1.7400e-003	1.3620e-003
tblVehicleEF	LHD1	0.06	0.04
tblVehicleEF	LHD1	0.28	0.44
tblVehicleEF	LHD1	0.24	0.07
tblVehicleEF	LHD1	9.1000e-005	8.7000e-005
tblVehicleEF	LHD1	5.8430e-003	6.4010e-003
tblVehicleEF	LHD1	3.6600e-004	1.1900e-004
tblVehicleEF	LHD1	2.7120e-003	2.1290e-003
tblVehicleEF	LHD1	0.09	0.07
tblVehicleEF	LHD1	0.02	0.03
tblVehicleEF	LHD1	1.7400e-003	1.3620e-003
tblVehicleEF	LHD1	0.07	0.05
tblVehicleEF	LHD1	0.28	0.44

tblVehicleEF	LHD1	0.27	0.08
tblVehicleEF	LHD1	5.4230e-003	5.6110e-003
tblVehicleEF	LHD1	9.4800e-003	4.5890e-003
tblVehicleEF	LHD1	0.02	0.01
tblVehicleEF	LHD1	0.15	0.19
tblVehicleEF	LHD1	0.71	0.52
tblVehicleEF	LHD1	2.26	1.00
tblVehicleEF	LHD1	9.04	9.00
tblVehicleEF	LHD1	595.62	655.80
tblVehicleEF	LHD1	32.10	11.99
tblVehicleEF	LHD1	0.08	0.06
tblVehicleEF	LHD1	1.10	0.69
tblVehicleEF	LHD1	8.6900e-004	7.8400e-004
tblVehicleEF	LHD1	0.01	9.7030e-003
tblVehicleEF	LHD1	0.01	6.9260e-003
tblVehicleEF	LHD1	8.6500e-004	2.4300e-004
tblVehicleEF	LHD1	8.3100e-004	7.5100e-004
tblVehicleEF	LHD1	2.5300e-003	2.4260e-003
tblVehicleEF	LHD1	9.6520e-003	6.6010e-003
tblVehicleEF	LHD1	7.9500e-004	2.2400e-004
tblVehicleEF	LHD1	3.7830e-003	2.9790e-003
tblVehicleEF	LHD1	0.09	0.07
tblVehicleEF	LHD1	0.02	0.02
tblVehicleEF	LHD1	2.3550e-003	1.8560e-003
tblVehicleEF	LHD1	0.06	0.04
tblVehicleEF	LHD1	0.27	0.43
tblVehicleEF	LHD1	0.23	0.07

tblVehicleEF	LHD1	9.1000e-005	8.7000e-005
tblVehicleEF	LHD1	5.8430e-003	6.4020e-003
tblVehicleEF	LHD1	3.6400e-004	1.1900e-004
tblVehicleEF	LHD1	3.7830e-003	2.9790e-003
tblVehicleEF	LHD1	0.09	0.07
tblVehicleEF	LHD1	0.02	0.03
tblVehicleEF	LHD1	2.3550e-003	1.8560e-003
tblVehicleEF	LHD1	0.07	0.05
tblVehicleEF	LHD1	0.27	0.43
tblVehicleEF	LHD1	0.26	0.08
tblVehicleEF	LHD1	5.4230e-003	5.5970e-003
tblVehicleEF	LHD1	9.2520e-003	4.4920e-003
tblVehicleEF	LHD1	0.02	0.02
tblVehicleEF	LHD1	0.15	0.19
tblVehicleEF	LHD1	0.70	0.51
tblVehicleEF	LHD1	2.38	1.05
tblVehicleEF	LHD1	9.04	9.00
tblVehicleEF	LHD1	595.62	655.78
tblVehicleEF	LHD1	32.10	12.08
tblVehicleEF	LHD1	0.08	0.06
tblVehicleEF	LHD1	1.14	0.72
tblVehicleEF	LHD1	8.6900e-004	7.8400e-004
tblVehicleEF	LHD1	0.01	9.7030e-003
tblVehicleEF	LHD1	0.01	6.9260e-003
tblVehicleEF	LHD1	8.6500e-004	2.4300e-004
tblVehicleEF	LHD1	8.3100e-004	7.5100e-004
tblVehicleEF	LHD1	2.5300e-003	2.4260e-003

tblVehicleEF	LHD1	9.6520e-003	6.6010e-003
tblVehicleEF	LHD1	7.9500e-004	2.2400e-004
tblVehicleEF	LHD1	2.8100e-003	2.2130e-003
tblVehicleEF	LHD1	0.10	0.08
tblVehicleEF	LHD1	0.02	0.02
tblVehicleEF	LHD1	1.7580e-003	1.3810e-003
tblVehicleEF	LHD1	0.06	0.04
tblVehicleEF	LHD1	0.30	0.48
tblVehicleEF	LHD1	0.24	0.07
tblVehicleEF	LHD1	9.1000e-005	8.7000e-005
tblVehicleEF	LHD1	5.8430e-003	6.4010e-003
tblVehicleEF	LHD1	3.6600e-004	1.1900e-004
tblVehicleEF	LHD1	2.8100e-003	2.2130e-003
tblVehicleEF	LHD1	0.10	0.08
tblVehicleEF	LHD1	0.02	0.03
tblVehicleEF	LHD1	1.7580e-003	1.3810e-003
tblVehicleEF	LHD1	0.07	0.05
tblVehicleEF	LHD1	0.30	0.48
tblVehicleEF	LHD1	0.27	0.08
tblVehicleEF	LHD2	3.9700e-003	4.0620e-003
tblVehicleEF	LHD2	3.7300e-003	3.3390e-003
tblVehicleEF	LHD2	8.2200e-003	0.01
tblVehicleEF	LHD2	0.13	0.15
tblVehicleEF	LHD2	0.32	0.37
tblVehicleEF	LHD2	1.26	0.72
tblVehicleEF	LHD2	13.68	13.58
tblVehicleEF	LHD2	611.53	666.20

tblVehicleEF	LHD2	27.56	9.64
tblVehicleEF	LHD2	0.10	0.09
tblVehicleEF	LHD2	0.75	0.83
tblVehicleEF	LHD2	1.1750e-003	1.2260e-003
tblVehicleEF	LHD2	0.01	0.01
tblVehicleEF	LHD2	9.2630e-003	9.8980e-003
tblVehicleEF	LHD2	4.3200e-004	1.4100e-004
tblVehicleEF	LHD2	1.1240e-003	1.1730e-003
tblVehicleEF	LHD2	2.6560e-003	2.6250e-003
tblVehicleEF	LHD2	8.8500e-003	9.4560e-003
tblVehicleEF	LHD2	3.9700e-004	1.3000e-004
tblVehicleEF	LHD2	1.0630e-003	1.3680e-003
tblVehicleEF	LHD2	0.04	0.05
tblVehicleEF	LHD2	0.01	0.02
tblVehicleEF	LHD2	7.2900e-004	8.9600e-004
tblVehicleEF	LHD2	0.04	0.05
tblVehicleEF	LHD2	0.08	0.28
tblVehicleEF	LHD2	0.11	0.05
tblVehicleEF	LHD2	1.3400e-004	1.3000e-004
tblVehicleEF	LHD2	5.9580e-003	6.4500e-003
tblVehicleEF	LHD2	2.9900e-004	9.5000e-005
tblVehicleEF	LHD2	1.0630e-003	1.3680e-003
tblVehicleEF	LHD2	0.04	0.05
tblVehicleEF	LHD2	0.02	0.03
tblVehicleEF	LHD2	7.2900e-004	8.9600e-004
tblVehicleEF	LHD2	0.05	0.05
tblVehicleEF	LHD2	0.08	0.28

tblVehicleEF	LHD2	0.12	0.06
tblVehicleEF	LHD2	3.9700e-003	4.0700e-003
tblVehicleEF	LHD2	3.7710e-003	3.3710e-003
tblVehicleEF	LHD2	7.9600e-003	0.01
tblVehicleEF	LHD2	0.13	0.15
tblVehicleEF	LHD2	0.33	0.37
tblVehicleEF	LHD2	1.21	0.69
tblVehicleEF	LHD2	13.68	13.58
tblVehicleEF	LHD2	611.53	666.20
tblVehicleEF	LHD2	27.56	9.59
tblVehicleEF	LHD2	0.10	0.09
tblVehicleEF	LHD2	0.71	0.79
tblVehicleEF	LHD2	1.1750e-003	1.2260e-003
tblVehicleEF	LHD2	0.01	0.01
tblVehicleEF	LHD2	9.2630e-003	9.8980e-003
tblVehicleEF	LHD2	4.3200e-004	1.4100e-004
tblVehicleEF	LHD2	1.1240e-003	1.1730e-003
tblVehicleEF	LHD2	2.6560e-003	2.6250e-003
tblVehicleEF	LHD2	8.8500e-003	9.4560e-003
tblVehicleEF	LHD2	3.9700e-004	1.3000e-004
tblVehicleEF	LHD2	1.4890e-003	1.9160e-003
tblVehicleEF	LHD2	0.04	0.05
tblVehicleEF	LHD2	0.01	0.02
tblVehicleEF	LHD2	9.9000e-004	1.2200e-003
tblVehicleEF	LHD2	0.04	0.05
tblVehicleEF	LHD2	0.08	0.27
tblVehicleEF	LHD2	0.11	0.05

tblVehicleEF	LHD2	1.3400e-004	1.3000e-004
tblVehicleEF	LHD2	5.9580e-003	6.4500e-003
tblVehicleEF	LHD2	2.9800e-004	9.5000e-005
tblVehicleEF	LHD2	1.4890e-003	1.9160e-003
tblVehicleEF	LHD2	0.04	0.05
tblVehicleEF	LHD2	0.02	0.03
tblVehicleEF	LHD2	9.9000e-004	1.2200e-003
tblVehicleEF	LHD2	0.05	0.05
tblVehicleEF	LHD2	0.08	0.27
tblVehicleEF	LHD2	0.12	0.05
tblVehicleEF	LHD2	3.9700e-003	4.0600e-003
tblVehicleEF	LHD2	3.7190e-003	3.3310e-003
tblVehicleEF	LHD2	8.2730e-003	0.01
tblVehicleEF	LHD2	0.13	0.15
tblVehicleEF	LHD2	0.32	0.37
tblVehicleEF	LHD2	1.27	0.72
tblVehicleEF	LHD2	13.68	13.58
tblVehicleEF	LHD2	611.53	666.20
tblVehicleEF	LHD2	27.56	9.65
tblVehicleEF	LHD2	0.10	0.09
tblVehicleEF	LHD2	0.74	0.82
tblVehicleEF	LHD2	1.1750e-003	1.2260e-003
tblVehicleEF	LHD2	0.01	0.01
tblVehicleEF	LHD2	9.2630e-003	9.8980e-003
tblVehicleEF	LHD2	4.3200e-004	1.4100e-004
tblVehicleEF	LHD2	1.1240e-003	1.1730e-003
tblVehicleEF	LHD2	2.6560e-003	2.6250e-003

tblVehicleEF	LHD2	8.8500e-003	9.4560e-003
tblVehicleEF	LHD2	3.9700e-004	1.3000e-004
tblVehicleEF	LHD2	1.0710e-003	1.3980e-003
tblVehicleEF	LHD2	0.04	0.05
tblVehicleEF	LHD2	0.01	0.02
tblVehicleEF	LHD2	7.2500e-004	8.9100e-004
tblVehicleEF	LHD2	0.04	0.05
tblVehicleEF	LHD2	0.09	0.31
tblVehicleEF	LHD2	0.11	0.05
tblVehicleEF	LHD2	1.3400e-004	1.3000e-004
tblVehicleEF	LHD2	5.9580e-003	6.4500e-003
tblVehicleEF	LHD2	2.9900e-004	9.5000e-005
tblVehicleEF	LHD2	1.0710e-003	1.3980e-003
tblVehicleEF	LHD2	0.04	0.05
tblVehicleEF	LHD2	0.02	0.03
tblVehicleEF	LHD2	7.2500e-004	8.9100e-004
tblVehicleEF	LHD2	0.05	0.05
tblVehicleEF	LHD2	0.09	0.31
tblVehicleEF	LHD2	0.12	0.06
tblVehicleEF	MCY	0.49	0.35
tblVehicleEF	MCY	0.15	0.24
tblVehicleEF	MCY	18.34	18.60
tblVehicleEF	MCY	9.57	8.45
tblVehicleEF	MCY	178.02	214.46
tblVehicleEF	MCY	44.92	59.78
tblVehicleEF	MCY	1.12	1.12
tblVehicleEF	MCY	2.1850e-003	2.1650e-003

tblVehicleEF	MCY	3.8230e-003	3.2010e-003
tblVehicleEF	MCY	2.0420e-003	2.0240e-003
tblVehicleEF	MCY	3.6010e-003	3.0140e-003
tblVehicleEF	MCY	1.13	1.15
tblVehicleEF	MCY	0.68	0.70
tblVehicleEF	MCY	0.70	0.72
tblVehicleEF	MCY	2.37	2.38
tblVehicleEF	MCY	0.64	2.00
tblVehicleEF	MCY	2.04	1.81
tblVehicleEF	MCY	2.1510e-003	2.1220e-003
tblVehicleEF	MCY	6.6600e-004	5.9200e-004
tblVehicleEF	MCY	1.13	1.15
tblVehicleEF	MCY	0.68	0.70
tblVehicleEF	MCY	0.70	0.72
tblVehicleEF	MCY	2.94	2.95
tblVehicleEF	MCY	0.64	2.00
tblVehicleEF	MCY	2.22	1.97
tblVehicleEF	MCY	0.48	0.34
tblVehicleEF	MCY	0.13	0.21
tblVehicleEF	MCY	17.67	17.90
tblVehicleEF	MCY	8.81	7.75
tblVehicleEF	MCY	178.02	213.15
tblVehicleEF	MCY	44.92	58.02
tblVehicleEF	MCY	0.98	0.98
tblVehicleEF	MCY	2.1850e-003	2.1650e-003
tblVehicleEF	MCY	3.8230e-003	3.2010e-003
tblVehicleEF	MCY	2.0420e-003	2.0240e-003

tblVehicleEF	MCY	3.6010e-003	3.0140e-003
tblVehicleEF	MCY	1.70	1.73
tblVehicleEF	MCY	0.72	0.75
tblVehicleEF	MCY	1.11	1.13
tblVehicleEF	MCY	2.31	2.33
tblVehicleEF	MCY	0.60	1.87
tblVehicleEF	MCY	1.84	1.62
tblVehicleEF	MCY	2.1390e-003	2.1090e-003
tblVehicleEF	MCY	6.4700e-004	5.7400e-004
tblVehicleEF	MCY	1.70	1.73
tblVehicleEF	MCY	0.72	0.75
tblVehicleEF	MCY	1.11	1.13
tblVehicleEF	MCY	2.87	2.88
tblVehicleEF	MCY	0.60	1.87
tblVehicleEF	MCY	2.00	1.76
tblVehicleEF	MCY	0.49	0.35
tblVehicleEF	MCY	0.15	0.24
tblVehicleEF	MCY	18.44	18.70
tblVehicleEF	MCY	9.69	8.57
tblVehicleEF	MCY	178.02	214.66
tblVehicleEF	MCY	44.92	60.09
tblVehicleEF	MCY	1.09	1.09
tblVehicleEF	MCY	2.1850e-003	2.1650e-003
tblVehicleEF	MCY	3.8230e-003	3.2010e-003
tblVehicleEF	MCY	2.0420e-003	2.0240e-003
tblVehicleEF	MCY	3.6010e-003	3.0140e-003
tblVehicleEF	MCY	1.26	1.28

tblVehicleEF	MCY	0.88	0.90
tblVehicleEF	MCY	0.74	0.76
tblVehicleEF	MCY	2.38	2.39
tblVehicleEF	MCY	0.73	2.30
tblVehicleEF	MCY	2.08	1.85
tblVehicleEF	MCY	2.1530e-003	2.1240e-003
tblVehicleEF	MCY	6.6900e-004	5.9500e-004
tblVehicleEF	MCY	1.26	1.28
tblVehicleEF	MCY	0.88	0.90
tblVehicleEF	MCY	0.74	0.76
tblVehicleEF	MCY	2.95	2.97
tblVehicleEF	MCY	0.73	2.30
tblVehicleEF	MCY	2.26	2.01
tblVehicleEF	MDV	0.01	4.7750e-003
tblVehicleEF	MDV	0.01	0.08
tblVehicleEF	MDV	1.13	0.99
tblVehicleEF	MDV	2.37	2.97
tblVehicleEF	MDV	484.17	407.06
tblVehicleEF	MDV	105.06	83.79
tblVehicleEF	MDV	0.12	0.09
tblVehicleEF	MDV	1.8970e-003	1.6940e-003
tblVehicleEF	MDV	2.2820e-003	1.8840e-003
tblVehicleEF	MDV	1.7480e-003	1.5620e-003
tblVehicleEF	MDV	2.0980e-003	1.7320e-003
tblVehicleEF	MDV	0.06	0.08
tblVehicleEF	MDV	0.15	0.14
tblVehicleEF	MDV	0.07	0.09

tblVehicleEF	MDV	0.03	0.02
tblVehicleEF	MDV	0.09	0.41
tblVehicleEF	MDV	0.18	0.37
tblVehicleEF	MDV	4.8480e-003	4.0240e-003
tblVehicleEF	MDV	1.0920e-003	8.2900e-004
tblVehicleEF	MDV	0.06	0.08
tblVehicleEF	MDV	0.15	0.14
tblVehicleEF	MDV	0.07	0.09
tblVehicleEF	MDV	0.04	0.03
tblVehicleEF	MDV	0.09	0.41
tblVehicleEF	MDV	0.19	0.41
tblVehicleEF	MDV	0.01	5.0630e-003
tblVehicleEF	MDV	0.01	0.07
tblVehicleEF	MDV	1.22	1.07
tblVehicleEF	MDV	2.05	2.55
tblVehicleEF	MDV	503.46	418.11
tblVehicleEF	MDV	105.06	83.01
tblVehicleEF	MDV	0.11	0.08
tblVehicleEF	MDV	1.8970e-003	1.6940e-003
tblVehicleEF	MDV	2.2820e-003	1.8840e-003
tblVehicleEF	MDV	1.7480e-003	1.5620e-003
tblVehicleEF	MDV	2.0980e-003	1.7320e-003
tblVehicleEF	MDV	0.10	0.12
tblVehicleEF	MDV	0.16	0.14
tblVehicleEF	MDV	0.10	0.12
tblVehicleEF	MDV	0.03	0.02
tblVehicleEF	MDV	0.09	0.38

tblVehicleEF	MDV	0.16	0.34
tblVehicleEF	MDV	5.0420e-003	4.1340e-003
tblVehicleEF	MDV	1.0860e-003	8.2100e-004
tblVehicleEF	MDV	0.10	0.12
tblVehicleEF	MDV	0.16	0.14
tblVehicleEF	MDV	0.10	0.12
tblVehicleEF	MDV	0.04	0.03
tblVehicleEF	MDV	0.09	0.38
tblVehicleEF	MDV	0.17	0.37
tblVehicleEF	MDV	9.9990e-003	4.6830e-003
tblVehicleEF	MDV	0.01	0.08
tblVehicleEF	MDV	1.09	0.95
tblVehicleEF	MDV	2.43	3.06
tblVehicleEF	MDV	477.05	402.99
tblVehicleEF	MDV	105.06	83.96
tblVehicleEF	MDV	0.12	0.08
tblVehicleEF	MDV	1.8970e-003	1.6940e-003
tblVehicleEF	MDV	2.2820e-003	1.8840e-003
tblVehicleEF	MDV	1.7480e-003	1.5620e-003
tblVehicleEF	MDV	2.0980e-003	1.7320e-003
tblVehicleEF	MDV	0.06	0.08
tblVehicleEF	MDV	0.16	0.14
tblVehicleEF	MDV	0.07	0.09
tblVehicleEF	MDV	0.03	0.02
tblVehicleEF	MDV	0.11	0.48
tblVehicleEF	MDV	0.18	0.38
tblVehicleEF	MDV	4.7760e-003	3.9840e-003

tblVehicleEF	MDV	1.0930e-003	8.3100e-004
tblVehicleEF	MDV	0.06	0.08
tblVehicleEF	MDV	0.16	0.14
tblVehicleEF	MDV	0.07	0.09
tblVehicleEF	MDV	0.04	0.03
tblVehicleEF	MDV	0.11	0.48
tblVehicleEF	MDV	0.20	0.42
tblVehicleEF	MH	0.02	3.2780e-003
tblVehicleEF	MH	0.02	0.00
tblVehicleEF	MH	1.81	0.30
tblVehicleEF	MH	5.09	0.00
tblVehicleEF	MH	1,104.65	971.72
tblVehicleEF	MH	57.12	0.00
tblVehicleEF	MH	1.33	3.77
tblVehicleEF	MH	0.01	0.02
tblVehicleEF	MH	0.03	0.09
tblVehicleEF	MH	9.9300e-004	0.00
tblVehicleEF	MH	3.2420e-003	4.0000e-003
tblVehicleEF	MH	0.03	0.09
tblVehicleEF	MH	9.1300e-004	0.00
tblVehicleEF	MH	0.87	0.00
tblVehicleEF	MH	0.06	0.00
tblVehicleEF	MH	0.39	0.00
tblVehicleEF	MH	0.08	0.07
tblVehicleEF	MH	0.02	0.00
tblVehicleEF	MH	0.30	0.00
tblVehicleEF	MH	0.01	9.1860e-003

tblVehicleEF	MH	6.6000e-004	0.00
tblVehicleEF	MH	0.87	0.00
tblVehicleEF	MH	0.06	0.00
tblVehicleEF	MH	0.39	0.00
tblVehicleEF	MH	0.10	0.08
tblVehicleEF	MH	0.02	0.00
tblVehicleEF	MH	0.32	0.00
tblVehicleEF	MH	0.02	3.2780e-003
tblVehicleEF	MH	0.02	0.00
tblVehicleEF	MH	1.86	0.30
tblVehicleEF	MH	4.82	0.00
tblVehicleEF	MH	1,104.65	971.72
tblVehicleEF	MH	57.12	0.00
tblVehicleEF	MH	1.24	3.57
tblVehicleEF	MH	0.01	0.02
tblVehicleEF	MH	0.03	0.09
tblVehicleEF	MH	9.9300e-004	0.00
tblVehicleEF	MH	3.2420e-003	4.0000e-003
tblVehicleEF	MH	0.03	0.09
tblVehicleEF	MH	9.1300e-004	0.00
tblVehicleEF	MH	1.17	0.00
tblVehicleEF	MH	0.06	0.00
tblVehicleEF	MH	0.52	0.00
tblVehicleEF	MH	0.08	0.07
tblVehicleEF	MH	0.02	0.00
tblVehicleEF	MH	0.28	0.00
tblVehicleEF	MH	0.01	9.1860e-003

tblVehicleEF	MH	6.5500e-004	0.00
tblVehicleEF	MH	1.17	0.00
tblVehicleEF	MH	0.06	0.00
tblVehicleEF	MH	0.52	0.00
tblVehicleEF	MH	0.11	0.08
tblVehicleEF	MH	0.02	0.00
tblVehicleEF	MH	0.31	0.00
tblVehicleEF	MH	0.02	3.2780e-003
tblVehicleEF	MH	0.02	0.00
tblVehicleEF	MH	1.80	0.30
tblVehicleEF	MH	5.12	0.00
tblVehicleEF	MH	1,104.65	971.72
tblVehicleEF	MH	57.12	0.00
tblVehicleEF	MH	1.31	3.70
tblVehicleEF	MH	0.01	0.02
tblVehicleEF	MH	0.03	0.09
tblVehicleEF	MH	9.9300e-004	0.00
tblVehicleEF	MH	3.2420e-003	4.0000e-003
tblVehicleEF	MH	0.03	0.09
tblVehicleEF	MH	9.1300e-004	0.00
tblVehicleEF	MH	0.96	0.00
tblVehicleEF	MH	0.07	0.00
tblVehicleEF	MH	0.40	0.00
tblVehicleEF	MH	0.07	0.07
tblVehicleEF	MH	0.02	0.00
tblVehicleEF	MH	0.30	0.00
tblVehicleEF	MH	0.01	9.1860e-003

tblVehicleEF	MH	6.6000e-004	0.00
tblVehicleEF	MH	0.96	0.00
tblVehicleEF	MH	0.07	0.00
tblVehicleEF	MH	0.40	0.00
tblVehicleEF	MH	0.10	0.08
tblVehicleEF	MH	0.02	0.00
tblVehicleEF	MH	0.33	0.00
tblVehicleEF	MHD	0.02	4.8200e-003
tblVehicleEF	MHD	3.6730e-003	3.4120e-003
tblVehicleEF	MHD	0.05	0.01
tblVehicleEF	MHD	0.35	0.38
tblVehicleEF	MHD	0.30	0.34
tblVehicleEF	MHD	5.52	1.25
tblVehicleEF	MHD	143.56	55.50
tblVehicleEF	MHD	1,140.06	1,052.30
tblVehicleEF	MHD	59.06	12.60
tblVehicleEF	MHD	0.51	0.35
tblVehicleEF	MHD	1.09	1.42
tblVehicleEF	MHD	1.9500e-004	8.6400e-004
tblVehicleEF	MHD	5.0030e-003	0.03
tblVehicleEF	MHD	7.5000e-004	1.1600e-004
tblVehicleEF	MHD	1.8700e-004	8.2600e-004
tblVehicleEF	MHD	4.7840e-003	0.03
tblVehicleEF	MHD	6.9000e-004	1.0700e-004
tblVehicleEF	MHD	1.0560e-003	4.7900e-004
tblVehicleEF	MHD	0.04	0.02
tblVehicleEF	MHD	0.02	0.02

tblVehicleEF	MHD	7.0400e-004	3.3300e-004
tblVehicleEF	MHD	0.04	0.05
tblVehicleEF	MHD	0.02	0.10
tblVehicleEF	MHD	0.34	0.06
tblVehicleEF	MHD	1.3810e-003	5.2800e-004
tblVehicleEF	MHD	0.01	0.01
tblVehicleEF	MHD	6.8700e-004	1.2500e-004
tblVehicleEF	MHD	1.0560e-003	4.7900e-004
tblVehicleEF	MHD	0.04	0.02
tblVehicleEF	MHD	0.03	0.03
tblVehicleEF	MHD	7.0400e-004	3.3300e-004
tblVehicleEF	MHD	0.05	0.06
tblVehicleEF	MHD	0.02	0.10
tblVehicleEF	MHD	0.37	0.06
tblVehicleEF	MHD	0.01	4.5660e-003
tblVehicleEF	MHD	3.7140e-003	3.4420e-003
tblVehicleEF	MHD	0.05	0.01
tblVehicleEF	MHD	0.25	0.31
tblVehicleEF	MHD	0.30	0.35
tblVehicleEF	MHD	5.26	1.19
tblVehicleEF	MHD	152.06	56.12
tblVehicleEF	MHD	1,140.06	1,052.30
tblVehicleEF	MHD	59.06	12.50
tblVehicleEF	MHD	0.53	0.35
tblVehicleEF	MHD	1.03	1.34
tblVehicleEF	MHD	1.6400e-004	7.3000e-004
tblVehicleEF	MHD	5.0030e-003	0.03

tblVehicleEF	MHD	7.5000e-004	1.1600e-004
tblVehicleEF	MHD	1.5700e-004	6.9900e-004
tblVehicleEF	MHD	4.7840e-003	0.03
tblVehicleEF	MHD	6.9000e-004	1.0700e-004
tblVehicleEF	MHD	1.4900e-003	6.7700e-004
tblVehicleEF	MHD	0.04	0.02
tblVehicleEF	MHD	0.02	0.02
tblVehicleEF	MHD	9.7000e-004	4.5800e-004
tblVehicleEF	MHD	0.04	0.05
tblVehicleEF	MHD	0.02	0.09
tblVehicleEF	MHD	0.33	0.06
tblVehicleEF	MHD	1.4610e-003	5.3400e-004
tblVehicleEF	MHD	0.01	0.01
tblVehicleEF	MHD	6.8300e-004	1.2400e-004
tblVehicleEF	MHD	1.4900e-003	6.7700e-004
tblVehicleEF	MHD	0.04	0.02
tblVehicleEF	MHD	0.03	0.03
tblVehicleEF	MHD	9.7000e-004	4.5800e-004
tblVehicleEF	MHD	0.05	0.06
tblVehicleEF	MHD	0.02	0.09
tblVehicleEF	MHD	0.36	0.06
tblVehicleEF	MHD	0.02	5.1860e-003
tblVehicleEF	MHD	3.6600e-003	3.4020e-003
tblVehicleEF	MHD	0.05	0.01
tblVehicleEF	MHD	0.48	0.49
tblVehicleEF	MHD	0.30	0.34
tblVehicleEF	MHD	5.56	1.26

tblVehicleEF	MHD	131.82	54.65
tblVehicleEF	MHD	1,140.06	1,052.29
tblVehicleEF	MHD	59.06	12.62
tblVehicleEF	MHD	0.49	0.36
tblVehicleEF	MHD	1.07	1.39
tblVehicleEF	MHD	2.3700e-004	1.0480e-003
tblVehicleEF	MHD	5.0030e-003	0.03
tblVehicleEF	MHD	7.5000e-004	1.1600e-004
tblVehicleEF	MHD	2.2700e-004	1.0030e-003
tblVehicleEF	MHD	4.7840e-003	0.03
tblVehicleEF	MHD	6.9000e-004	1.0700e-004
tblVehicleEF	MHD	1.0870e-003	4.8400e-004
tblVehicleEF	MHD	0.05	0.02
tblVehicleEF	MHD	0.03	0.02
tblVehicleEF	MHD	7.1300e-004	3.3300e-004
tblVehicleEF	MHD	0.04	0.05
tblVehicleEF	MHD	0.02	0.11
tblVehicleEF	MHD	0.34	0.06
tblVehicleEF	MHD	1.2710e-003	5.2000e-004
tblVehicleEF	MHD	0.01	0.01
tblVehicleEF	MHD	6.8800e-004	1.2500e-004
tblVehicleEF	MHD	1.0870e-003	4.8400e-004
tblVehicleEF	MHD	0.05	0.02
tblVehicleEF	MHD	0.04	0.03
tblVehicleEF	MHD	7.1300e-004	3.3300e-004
tblVehicleEF	MHD	0.05	0.06
tblVehicleEF	MHD	0.02	0.11

tblVehicleEF	MHD	0.37	0.07
tblVehicleEF	OBUS	0.01	8.7820e-003
tblVehicleEF	OBUS	7.3650e-003	6.7550e-003
tblVehicleEF	OBUS	0.03	0.02
tblVehicleEF	OBUS	0.27	0.54
tblVehicleEF	OBUS	0.51	0.78
tblVehicleEF	OBUS	5.29	2.38
tblVehicleEF	OBUS	84.12	81.35
tblVehicleEF	OBUS	1,220.51	1,388.32
tblVehicleEF	OBUS	69.46	20.04
tblVehicleEF	OBUS	0.36	0.38
tblVehicleEF	OBUS	1.28	1.36
tblVehicleEF	OBUS	8.0000e-005	6.6700e-004
tblVehicleEF	OBUS	6.2990e-003	0.02
tblVehicleEF	OBUS	8.5700e-004	1.9900e-004
tblVehicleEF	OBUS	7.7000e-005	6.3800e-004
tblVehicleEF	OBUS	6.0080e-003	0.01
tblVehicleEF	OBUS	7.8800e-004	1.8300e-004
tblVehicleEF	OBUS	1.3980e-003	1.8310e-003
tblVehicleEF	OBUS	0.02	0.02
tblVehicleEF	OBUS	0.04	0.05
tblVehicleEF	OBUS	7.5900e-004	9.7700e-004
tblVehicleEF	OBUS	0.05	0.06
tblVehicleEF	OBUS	0.04	0.23
tblVehicleEF	OBUS	0.33	0.12
tblVehicleEF	OBUS	8.1500e-004	7.7500e-004
tblVehicleEF	OBUS	0.01	0.01

tblVehicleEF	OBUS	7.8700e-004	1.9800e-004
tblVehicleEF	OBUS	1.3980e-003	1.8310e-003
tblVehicleEF	OBUS	0.02	0.02
tblVehicleEF	OBUS	0.05	0.07
tblVehicleEF	OBUS	7.5900e-004	9.7700e-004
tblVehicleEF	OBUS	0.06	0.07
tblVehicleEF	OBUS	0.04	0.23
tblVehicleEF	OBUS	0.36	0.13
tblVehicleEF	OBUS	0.01	8.8340e-003
tblVehicleEF	OBUS	7.4870e-003	6.8750e-003
tblVehicleEF	OBUS	0.03	0.02
tblVehicleEF	OBUS	0.26	0.53
tblVehicleEF	OBUS	0.52	0.79
tblVehicleEF	OBUS	5.02	2.26
tblVehicleEF	OBUS	88.10	81.25
tblVehicleEF	OBUS	1,220.51	1,388.34
tblVehicleEF	OBUS	69.46	19.83
tblVehicleEF	OBUS	0.37	0.37
tblVehicleEF	OBUS	1.20	1.28
tblVehicleEF	OBUS	6.8000e-005	5.6700e-004
tblVehicleEF	OBUS	6.2990e-003	0.02
tblVehicleEF	OBUS	8.5700e-004	1.9900e-004
tblVehicleEF	OBUS	6.5000e-005	5.4200e-004
tblVehicleEF	OBUS	6.0080e-003	0.01
tblVehicleEF	OBUS	7.8800e-004	1.8300e-004
tblVehicleEF	OBUS	1.9250e-003	2.5060e-003
tblVehicleEF	OBUS	0.02	0.02

tblVehicleEF	OBUS	0.04	0.05
tblVehicleEF	OBUS	1.0420e-003	1.3300e-003
tblVehicleEF	OBUS	0.05	0.06
tblVehicleEF	OBUS	0.04	0.22
tblVehicleEF	OBUS	0.32	0.11
tblVehicleEF	OBUS	8.5300e-004	7.7400e-004
tblVehicleEF	OBUS	0.01	0.01
tblVehicleEF	OBUS	7.8300e-004	1.9600e-004
tblVehicleEF	OBUS	1.9250e-003	2.5060e-003
tblVehicleEF	OBUS	0.02	0.02
tblVehicleEF	OBUS	0.05	0.07
tblVehicleEF	OBUS	1.0420e-003	1.3300e-003
tblVehicleEF	OBUS	0.06	0.07
tblVehicleEF	OBUS	0.04	0.22
tblVehicleEF	OBUS	0.35	0.12
tblVehicleEF	OBUS	0.01	8.7300e-003
tblVehicleEF	OBUS	7.3280e-003	6.7200e-003
tblVehicleEF	OBUS	0.03	0.02
tblVehicleEF	OBUS	0.29	0.56
tblVehicleEF	OBUS	0.51	0.77
tblVehicleEF	OBUS	5.33	2.40
tblVehicleEF	OBUS	78.61	81.50
tblVehicleEF	OBUS	1,220.51	1,388.31
tblVehicleEF	OBUS	69.46	20.07
tblVehicleEF	OBUS	0.34	0.39
tblVehicleEF	OBUS	1.25	1.34
tblVehicleEF	OBUS	9.8000e-005	8.0600e-004

tblVehicleEF	OBUS	6.2990e-003	0.02
tblVehicleEF	OBUS	8.5700e-004	1.9900e-004
tblVehicleEF	OBUS	9.4000e-005	7.7100e-004
tblVehicleEF	OBUS	6.0080e-003	0.01
tblVehicleEF	OBUS	7.8800e-004	1.8300e-004
tblVehicleEF	OBUS	1.4220e-003	1.8770e-003
tblVehicleEF	OBUS	0.02	0.02
tblVehicleEF	OBUS	0.04	0.05
tblVehicleEF	OBUS	7.5400e-004	9.7800e-004
tblVehicleEF	OBUS	0.05	0.06
tblVehicleEF	OBUS	0.04	0.24
tblVehicleEF	OBUS	0.33	0.12
tblVehicleEF	OBUS	7.6200e-004	7.7600e-004
tblVehicleEF	OBUS	0.01	0.01
tblVehicleEF	OBUS	7.8800e-004	1.9900e-004
tblVehicleEF	OBUS	1.4220e-003	1.8770e-003
tblVehicleEF	OBUS	0.02	0.02
tblVehicleEF	OBUS	0.05	0.07
tblVehicleEF	OBUS	7.5400e-004	9.7800e-004
tblVehicleEF	OBUS	0.06	0.07
tblVehicleEF	OBUS	0.04	0.24
tblVehicleEF	OBUS	0.37	0.13
tblVehicleEF	SBUS	0.85	0.08
tblVehicleEF	SBUS	0.02	0.01
tblVehicleEF	SBUS	0.08	7.5320e-003
tblVehicleEF	SBUS	8.26	2.97
tblVehicleEF	SBUS	1.11	0.97

tblVehicleEF	SBUS	9.29	1.05
tblVehicleEF	SBUS	1,115.75	357.72
tblVehicleEF	SBUS	1,081.97	1,111.78
tblVehicleEF	SBUS	55.54	6.09
tblVehicleEF	SBUS	9.10	3.71
tblVehicleEF	SBUS	4.28	5.92
tblVehicleEF	SBUS	9.2310e-003	5.6820e-003
tblVehicleEF	SBUS	0.01	0.01
tblVehicleEF	SBUS	0.02	0.04
tblVehicleEF	SBUS	9.5800e-004	6.8000e-005
tblVehicleEF	SBUS	8.8310e-003	5.4370e-003
tblVehicleEF	SBUS	2.6720e-003	2.6450e-003
tblVehicleEF	SBUS	0.02	0.04
tblVehicleEF	SBUS	8.8100e-004	6.2000e-005
tblVehicleEF	SBUS	3.4880e-003	1.1160e-003
tblVehicleEF	SBUS	0.04	0.01
tblVehicleEF	SBUS	0.99	0.36
tblVehicleEF	SBUS	1.9230e-003	5.9300e-004
tblVehicleEF	SBUS	0.12	0.13
tblVehicleEF	SBUS	0.02	0.06
tblVehicleEF	SBUS	0.49	0.04
tblVehicleEF	SBUS	0.01	3.4160e-003
tblVehicleEF	SBUS	0.01	0.01
tblVehicleEF	SBUS	7.1600e-004	6.0000e-005
tblVehicleEF	SBUS	3.4880e-003	1.1160e-003
tblVehicleEF	SBUS	0.04	0.01
tblVehicleEF	SBUS	1.43	0.51

tblVehicleEF	SBUS	1.9230e-003	5.9300e-004
tblVehicleEF	SBUS	0.15	0.15
tblVehicleEF	SBUS	0.02	0.06
tblVehicleEF	SBUS	0.53	0.05
tblVehicleEF	SBUS	0.85	0.08
tblVehicleEF	SBUS	0.02	0.01
tblVehicleEF	SBUS	0.07	6.7680e-003
tblVehicleEF	SBUS	8.14	2.93
tblVehicleEF	SBUS	1.13	0.98
tblVehicleEF	SBUS	7.67	0.87
tblVehicleEF	SBUS	1,165.76	368.34
tblVehicleEF	SBUS	1,081.97	1,111.81
tblVehicleEF	SBUS	55.54	5.78
tblVehicleEF	SBUS	9.39	3.81
tblVehicleEF	SBUS	4.04	5.59
tblVehicleEF	SBUS	7.7820e-003	4.7960e-003
tblVehicleEF	SBUS	0.01	0.01
tblVehicleEF	SBUS	0.02	0.04
tblVehicleEF	SBUS	9.5800e-004	6.8000e-005
tblVehicleEF	SBUS	7.4450e-003	4.5880e-003
tblVehicleEF	SBUS	2.6720e-003	2.6450e-003
tblVehicleEF	SBUS	0.02	0.04
tblVehicleEF	SBUS	8.8100e-004	6.2000e-005
tblVehicleEF	SBUS	4.7790e-003	1.5260e-003
tblVehicleEF	SBUS	0.04	0.01
tblVehicleEF	SBUS	0.98	0.36
tblVehicleEF	SBUS	2.6310e-003	8.0900e-004

tblVehicleEF	SBUS	0.12	0.13
tblVehicleEF	SBUS	0.01	0.06
tblVehicleEF	SBUS	0.44	0.04
tblVehicleEF	SBUS	0.01	3.5160e-003
tblVehicleEF	SBUS	0.01	0.01
tblVehicleEF	SBUS	6.8900e-004	5.7000e-005
tblVehicleEF	SBUS	4.7790e-003	1.5260e-003
tblVehicleEF	SBUS	0.04	0.01
tblVehicleEF	SBUS	1.42	0.51
tblVehicleEF	SBUS	2.6310e-003	8.0900e-004
tblVehicleEF	SBUS	0.15	0.16
tblVehicleEF	SBUS	0.01	0.06
tblVehicleEF	SBUS	0.48	0.04
tblVehicleEF	SBUS	0.85	0.08
tblVehicleEF	SBUS	0.02	0.01
tblVehicleEF	SBUS	0.08	7.6420e-003
tblVehicleEF	SBUS	8.41	3.03
tblVehicleEF	SBUS	1.10	0.96
tblVehicleEF	SBUS	9.44	1.07
tblVehicleEF	SBUS	1,046.68	343.05
tblVehicleEF	SBUS	1,081.97	1,111.77
tblVehicleEF	SBUS	55.54	6.12
tblVehicleEF	SBUS	8.70	3.57
tblVehicleEF	SBUS	4.20	5.82
tblVehicleEF	SBUS	0.01	6.9070e-003
tblVehicleEF	SBUS	0.01	0.01
tblVehicleEF	SBUS	0.02	0.04

tblVehicleEF	SBUS	9.5800e-004	6.8000e-005
tblVehicleEF	SBUS	0.01	6.6080e-003
tblVehicleEF	SBUS	2.6720e-003	2.6450e-003
tblVehicleEF	SBUS	0.02	0.04
tblVehicleEF	SBUS	8.8100e-004	6.2000e-005
tblVehicleEF	SBUS	3.4800e-003	1.1270e-003
tblVehicleEF	SBUS	0.04	0.01
tblVehicleEF	SBUS	0.99	0.36
tblVehicleEF	SBUS	1.8770e-003	5.7900e-004
tblVehicleEF	SBUS	0.12	0.13
tblVehicleEF	SBUS	0.02	0.08
tblVehicleEF	SBUS	0.49	0.04
tblVehicleEF	SBUS	0.01	3.2770e-003
tblVehicleEF	SBUS	0.01	0.01
tblVehicleEF	SBUS	7.1900e-004	6.1000e-005
tblVehicleEF	SBUS	3.4800e-003	1.1270e-003
tblVehicleEF	SBUS	0.04	0.01
tblVehicleEF	SBUS	1.43	0.51
tblVehicleEF	SBUS	1.8770e-003	5.7900e-004
tblVehicleEF	SBUS	0.15	0.15
tblVehicleEF	SBUS	0.02	0.08
tblVehicleEF	SBUS	0.54	0.05
tblVehicleEF	UBUS	1.81	5.27
tblVehicleEF	UBUS	0.07	0.04
tblVehicleEF	UBUS	8.43	41.16
tblVehicleEF	UBUS	12.59	1.81
tblVehicleEF	UBUS	1,815.92	2,086.92

tblVehicleEF	UBUS	135.00	22.69
tblVehicleEF	UBUS	4.36	0.48
tblVehicleEF	UBUS	0.53	0.08
tblVehicleEF	UBUS	0.01	0.03
tblVehicleEF	UBUS	0.03	2.8080e-003
tblVehicleEF	UBUS	1.2230e-003	4.4000e-005
tblVehicleEF	UBUS	0.23	0.03
tblVehicleEF	UBUS	3.0000e-003	7.5850e-003
tblVehicleEF	UBUS	0.03	2.6830e-003
tblVehicleEF	UBUS	1.1250e-003	4.1000e-005
tblVehicleEF	UBUS	5.9600e-003	2.9310e-003
tblVehicleEF	UBUS	0.09	0.04
tblVehicleEF	UBUS	3.5870e-003	2.0490e-003
tblVehicleEF	UBUS	0.47	0.08
tblVehicleEF	UBUS	0.03	0.24
tblVehicleEF	UBUS	0.94	0.15
tblVehicleEF	UBUS	8.6000e-003	4.3240e-003
tblVehicleEF	UBUS	1.5760e-003	2.2500e-004
tblVehicleEF	UBUS	5.9600e-003	2.9310e-003
tblVehicleEF	UBUS	0.09	0.04
tblVehicleEF	UBUS	3.5870e-003	2.0490e-003
tblVehicleEF	UBUS	2.34	5.39
tblVehicleEF	UBUS	0.03	0.24
tblVehicleEF	UBUS	1.03	0.17
tblVehicleEF	UBUS	1.81	5.27
tblVehicleEF	UBUS	0.06	0.03
tblVehicleEF	UBUS	8.48	41.16

tblVehicleEF	UBUS	11.11	1.61
tblVehicleEF	UBUS	1,815.92	2,086.92
tblVehicleEF	UBUS	135.00	22.33
tblVehicleEF	UBUS	4.09	0.47
tblVehicleEF	UBUS	0.53	0.08
tblVehicleEF	UBUS	0.01	0.03
tblVehicleEF	UBUS	0.03	2.8080e-003
tblVehicleEF	UBUS	1.2230e-003	4.4000e-005
tblVehicleEF	UBUS	0.23	0.03
tblVehicleEF	UBUS	3.0000e-003	7.5850e-003
tblVehicleEF	UBUS	0.03	2.6830e-003
tblVehicleEF	UBUS	1.1250e-003	4.1000e-005
tblVehicleEF	UBUS	7.9960e-003	4.0010e-003
tblVehicleEF	UBUS	0.09	0.04
tblVehicleEF	UBUS	4.7760e-003	2.7270e-003
tblVehicleEF	UBUS	0.48	0.08
tblVehicleEF	UBUS	0.03	0.21
tblVehicleEF	UBUS	0.87	0.14
tblVehicleEF	UBUS	8.6010e-003	4.3240e-003
tblVehicleEF	UBUS	1.5510e-003	2.2100e-004
tblVehicleEF	UBUS	7.9960e-003	4.0010e-003
tblVehicleEF	UBUS	0.09	0.04
tblVehicleEF	UBUS	4.7760e-003	2.7270e-003
tblVehicleEF	UBUS	2.34	5.39
tblVehicleEF	UBUS	0.03	0.21
tblVehicleEF	UBUS	0.95	0.16
tblVehicleEF	UBUS	1.81	5.27

tblVehicleEF	UBUS	0.07	0.04
tblVehicleEF	UBUS	8.41	41.16
tblVehicleEF	UBUS	12.84	1.85
tblVehicleEF	UBUS	1,815.92	2,086.92
tblVehicleEF	UBUS	135.00	22.76
tblVehicleEF	UBUS	4.27	0.48
tblVehicleEF	UBUS	0.53	0.08
tblVehicleEF	UBUS	0.01	0.03
tblVehicleEF	UBUS	0.03	2.8080e-003
tblVehicleEF	UBUS	1.2230e-003	4.4000e-005
tblVehicleEF	UBUS	0.23	0.03
tblVehicleEF	UBUS	3.0000e-003	7.5850e-003
tblVehicleEF	UBUS	0.03	2.6830e-003
tblVehicleEF	UBUS	1.1250e-003	4.1000e-005
tblVehicleEF	UBUS	6.6800e-003	2.7840e-003
tblVehicleEF	UBUS	0.11	0.04
tblVehicleEF	UBUS	3.7560e-003	1.9370e-003
tblVehicleEF	UBUS	0.47	0.08
tblVehicleEF	UBUS	0.04	0.29
tblVehicleEF	UBUS	0.95	0.16
tblVehicleEF	UBUS	8.6000e-003	4.3240e-003
tblVehicleEF	UBUS	1.5810e-003	2.2500e-004
tblVehicleEF	UBUS	6.6800e-003	2.7840e-003
tblVehicleEF	UBUS	0.11	0.04
tblVehicleEF	UBUS	3.7560e-003	1.9370e-003
tblVehicleEF	UBUS	2.33	5.39
tblVehicleEF	UBUS	0.04	0.29

tblVehicleEF	UBUS	1.05	0.17
tblVehicleTrips	CNW_TTP	41.00	0.00
tblVehicleTrips	CNW_TTP	41.00	0.00
tblVehicleTrips	CW_TTP	59.00	100.00
tblVehicleTrips	CW_TTP	59.00	100.00
tblVehicleTrips	DV_TP	5.00	0.00
tblVehicleTrips	DV_TP	5.00	0.00
tblVehicleTrips	PB_TP	3.00	0.00
tblVehicleTrips	PB_TP	3.00	0.00
tblVehicleTrips	PR_TP	92.00	100.00
tblVehicleTrips	PR_TP	92.00	100.00
tblVehicleTrips	ST_TR	1.68	1.44
tblVehicleTrips	ST_TR	1.68	1.75
tblVehicleTrips	SU_TR	1.68	1.44
tblVehicleTrips	SU_TR	1.68	1.75
tblVehicleTrips	WD_TR	1.68	1.44
tblVehicleTrips	WD_TR	1.68	1.75
tblWater	IndoorWaterUseRate	186,084,562.50	0.00
tblWater	IndoorWaterUseRate	186,084,562.50	13,281,620.00
tblWater	OutdoorWaterUseRate	0.00	2,742,610.00

2.0 Emissions Summary

2.1 Overall Construction

Unmitigated Construction

	ROG	NOx	CO	SO2	Fugitive PM10	Exhaust PM10	PM10 Total	Fugitive PM2.5	Exhaust PM2.5	PM2.5 Total	Bio- CO2	NBio- CO2	Total CO2	CH4	N2O	CO2e
Year	tons/yr										MT/yr					
2021	0.0000	0.0000	0.0000	0.0000	0.0000	0.0000	0.0000	0.0000	0.0000	0.0000	0.0000	0.0000	0.0000	0.0000	0.0000	0.0000
Maximum	**0.0000**	**0.0000**	**0.0000**	**0.0000**	**0.0000**	**0.0000**	**0.0000**	**0.0000**	**0.0000**	**0.0000**	**0.0000**	**0.0000**	**0.0000**	**0.0000**	**0.0000**	**0.0000**

Mitigated Construction

	ROG	NOx	CO	SO2	Fugitive PM10	Exhaust PM10	PM10 Total	Fugitive PM2.5	Exhaust PM2.5	PM2.5 Total	Bio- CO2	NBio- CO2	Total CO2	CH4	N2O	CO2e
Year	tons/yr										MT/yr					
2021	0.0000	0.0000	0.0000	0.0000	0.0000	0.0000	0.0000	0.0000	0.0000	0.0000	0.0000	0.0000	0.0000	0.0000	0.0000	0.0000
Maximum	**0.0000**	**0.0000**	**0.0000**	**0.0000**	**0.0000**	**0.0000**	**0.0000**	**0.0000**	**0.0000**	**0.0000**	**0.0000**	**0.0000**	**0.0000**	**0.0000**	**0.0000**	**0.0000**

	ROG	**NOx**	**CO**	**SO2**	**Fugitive PM10**	**Exhaust PM10**	**PM10 Total**	**Fugitive PM2.5**	**Exhaust PM2.5**	**PM2.5 Total**	**Bio- CO2**	**NBio-CO2**	**Total CO2**	**CH4**	**N20**	**CO2e**
Percent Reduction	**0.00**	**0.00**	**0.00**	**0.00**	**0.00**	**0.00**	**0.00**	**0.00**	**0.00**	**0.00**	**0.00**	**0.00**	**0.00**	**0.00**	**0.00**	**0.00**

Quarter	Start Date	End Date	Maximum Unmitigated ROG + NOX (tons/quarter)	Maximum Mitigated ROG + NOX (tons/quarter)
		Highest		

2.2 Overall Operational

Unmitigated Operational

	ROG	NOx	CO	SO2	Fugitive PM10	Exhaust PM10	PM10 Total	Fugitive PM2.5	Exhaust PM2.5	PM2.5 Total	Bio- CO2	NBio- CO2	Total CO2	CH4	N2O	CO2e
Category	tons/yr										MT/yr					
Area	6.6655	4.2000e-004	0.0458	0.0000		1.6000e-004	1.6000e-004		1.6000e-004	1.6000e-004	0.0000	0.0890	0.0890	2.3000e-004	0.0000	0.0948
Energy	0.0149	0.1353	0.1137	8.1000e-004		0.0103	0.0103		0.0103	0.0103	0.0000	6,550.5349	6,550.5349	0.2672	0.0574	6,574.3180
Mobile	0.9921	0.9437	15.0608	0.0503	5.7843	0.0295	5.8138	1.5354	0.0272	1.5626	0.0000	4,609.4668	4,609.4668	0.0995	0.0000	4,611.9544
Offroad	0.1336	1.3881	0.8307	3.4700e-003		0.0479	0.0479		0.0441	0.0441	0.0000	304.7529	304.7529	0.0986	0.0000	307.2170
Waste						0.0000	0.0000		0.0000	0.0000	307.0888	0.0000	307.0888	18.1484	0.0000	760.7995
Water						0.0000	0.0000		0.0000	0.0000	4.2137	64.8109	69.0246	0.4355	0.0108	83.1212
Total	**7.8061**	**2.4674**	**16.0509**	**0.0545**	**5.7843**	**0.0879**	**5.8722**	**1.5354**	**0.0817**	**1.6171**	**311.3024**	**11,529.6544**	**11,840.9569**	**19.0494**	**0.0682**	**12,337.5048**

2.2 Overall Operational

Mitigated Operational

	ROG	NOx	CO	SO2	Fugitive PM10	Exhaust PM10	PM10 Total	Fugitive PM2.5	Exhaust PM2.5	PM2.5 Total	Bio- CO2	NBio- CO2	Total CO2	CH4	N2O	CO2e
Category	tons/yr										MT/yr					
Area	6.6655	4.2000e-004	0.0458	0.0000		1.6000e-004	1.6000e-004		1.6000e-004	1.6000e-004	0.0000	0.0890	0.0890	2.3000e-004	0.0000	0.0948
Energy	0.0149	0.1353	0.1137	8.1000e-004		0.0103	0.0103		0.0103	0.0103	0.0000	6,550.5349	6,550.5349	0.2672	0.0574	6,574.3180
Mobile	0.9921	0.9437	15.0608	0.0503	5.7843	0.0295	5.8138	1.5354	0.0272	1.5626	0.0000	4,609.4668	4,609.4668	0.0995	0.0000	4,611.9544
Offroad	0.1336	1.3881	0.8307	3.4700e-003		0.0479	0.0479		0.0441	0.0441	0.0000	304.7529	304.7529	0.0986	0.0000	307.2170
Waste						0.0000	0.0000		0.0000	0.0000	307.0888	0.0000	307.0888	18.1484	0.0000	760.7995
Water						0.0000	0.0000		0.0000	0.0000	4.2137	64.8109	69.0246	0.4355	0.0108	83.1212
Total	**7.8061**	**2.4674**	**16.0509**	**0.0545**	**5.7843**	**0.0879**	**5.8722**	**1.5354**	**0.0817**	**1.6171**	**311.3024**	**11,529.6544**	**11,840.9569**	**19.0494**	**0.0682**	**12,337.5048**

	ROG	NOx	CO	SO2	Fugitive PM10	Exhaust PM10	PM10 Total	Fugitive PM2.5	Exhaust PM2.5	PM2.5 Total	Bio- CO2	NBio-CO2	Total CO2	CH4	N20	CO2e
Percent Reduction	**0.00**	**0.00**	**0.00**	**0.00**	**0.00**	**0.00**	**0.00**	**0.00**	**0.00**	**0.00**	**0.00**	**0.00**	**0.00**	**0.00**	**0.00**	**0.00**

3.0 Construction Detail

Construction Phase

Phase Number	Phase Name	Phase Type	Start Date	End Date	Num Days Week	Num Days	Phase Description
1	Demolition	Demolition	4/2/2021	4/1/2021	5	0	

Acres of Grading (Site Preparation Phase): 0

Acres of Grading (Grading Phase): 0

Acres of Paving: 29.16

Residential Indoor: 0; Residential Outdoor: 0; Non-Residential Indoor: 0; Non-Residential Outdoor: 0; Striped Parking Area: 0 (Architectural Coating – sqft)

OffRoad Equipment

Phase Name	Offroad Equipment Type	Amount	Usage Hours	Horse Power	Load Factor
Demolition	Concrete/Industrial Saws	0	8.00	81	0.73
Demolition	Excavators	0	8.00	158	0.38
Demolition	Rubber Tired Dozers	0	8.00	247	0.40

Trips and VMT

Phase Name	Offroad Equipment Count	Worker Trip Number	Vendor Trip Number	Hauling Trip Number	Worker Trip Length	Vendor Trip Length	Hauling Trip Length	Worker Vehicle Class	Vendor Vehicle Class	Hauling Vehicle Class
Demolition	0	0.00	0.00	0.00	14.70	6.90	20.00	LD_Mix	HDT_Mix	HHDT

3.1 Mitigation Measures Construction

3.2 Demolition - 2021

Unmitigated Construction On-Site

	ROG	NOx	CO	SO2	Fugitive PM10	Exhaust PM10	PM10 Total	Fugitive PM2.5	Exhaust PM2.5	PM2.5 Total	Bio- CO2	NBio- CO2	Total CO2	CH4	N2O	CO2e
Category	tons/yr										MT/yr					
Off-Road	0.0000	0.0000	0.0000	0.0000	0.0000	0.0000	0.0000	0.0000	0.0000	0.0000	0.0000	0.0000	0.0000	0.0000	0.0000	0.0000
Total	**0.0000**	**0.0000**	**0.0000**	**0.0000**	**0.0000**	**0.0000**	**0.0000**	**0.0000**	**0.0000**	**0.0000**	**0.0000**	**0.0000**	**0.0000**	**0.0000**	**0.0000**	**0.0000**

Unmitigated Construction Off-Site

	ROG	NOx	CO	SO2	Fugitive PM10	Exhaust PM10	PM10 Total	Fugitive PM2.5	Exhaust PM2.5	PM2.5 Total	Bio- CO2	NBio- CO2	Total CO2	CH4	N2O	CO2e
Category	tons/yr										MT/yr					
Hauling	0.0000	0.0000	0.0000	0.0000	0.0000	0.0000	0.0000	0.0000	0.0000	0.0000	0.0000	0.0000	0.0000	0.0000	0.0000	0.0000
Vendor	0.0000	0.0000	0.0000	0.0000	0.0000	0.0000	0.0000	0.0000	0.0000	0.0000	0.0000	0.0000	0.0000	0.0000	0.0000	0.0000
Worker	0.0000	0.0000	0.0000	0.0000	0.0000	0.0000	0.0000	0.0000	0.0000	0.0000	0.0000	0.0000	0.0000	0.0000	0.0000	0.0000
Total	**0.0000**	**0.0000**	**0.0000**	**0.0000**	**0.0000**	**0.0000**	**0.0000**	**0.0000**	**0.0000**	**0.0000**	**0.0000**	**0.0000**	**0.0000**	**0.0000**	**0.0000**	**0.0000**

3.2 Demolition - 2021

Mitigated Construction On-Site

	ROG	NOx	CO	SO2	Fugitive PM10	Exhaust PM10	PM10 Total	Fugitive PM2.5	Exhaust PM2.5	PM2.5 Total	Bio- CO2	NBio- CO2	Total CO2	CH4	N2O	CO2e
Category	tons/yr										MT/yr					
Off-Road	0.0000	0.0000	0.0000	0.0000	0.0000	0.0000	0.0000	0.0000	0.0000	0.0000	0.0000	0.0000	0.0000	0.0000	0.0000	0.0000
Total	**0.0000**	**0.0000**	**0.0000**	**0.0000**	**0.0000**	**0.0000**	**0.0000**	**0.0000**	**0.0000**	**0.0000**	**0.0000**	**0.0000**	**0.0000**	**0.0000**	**0.0000**	**0.0000**

Mitigated Construction Off-Site

	ROG	NOx	CO	SO2	Fugitive PM10	Exhaust PM10	PM10 Total	Fugitive PM2.5	Exhaust PM2.5	PM2.5 Total	Bio- CO2	NBio- CO2	Total CO2	CH4	N2O	CO2e
Category	tons/yr										MT/yr					
Hauling	0.0000	0.0000	0.0000	0.0000	0.0000	0.0000	0.0000	0.0000	0.0000	0.0000	0.0000	0.0000	0.0000	0.0000	0.0000	0.0000
Vendor	0.0000	0.0000	0.0000	0.0000	0.0000	0.0000	0.0000	0.0000	0.0000	0.0000	0.0000	0.0000	0.0000	0.0000	0.0000	0.0000
Worker	0.0000	0.0000	0.0000	0.0000	0.0000	0.0000	0.0000	0.0000	0.0000	0.0000	0.0000	0.0000	0.0000	0.0000	0.0000	0.0000
Total	**0.0000**	**0.0000**	**0.0000**	**0.0000**	**0.0000**	**0.0000**	**0.0000**	**0.0000**	**0.0000**	**0.0000**	**0.0000**	**0.0000**	**0.0000**	**0.0000**	**0.0000**	**0.0000**

4.0 Operational Detail - Mobile

4.1 Mitigation Measures Mobile

	ROG	NOx	CO	SO2	Fugitive PM10	Exhaust PM10	PM10 Total	Fugitive PM2.5	Exhaust PM2.5	PM2.5 Total	Bio- CO2	NBio- CO2	Total CO2	CH4	N2O	CO2e
Category	tons/yr										MT/yr					
Mitigated	0.9921	0.9437	15.0608	0.0503	5.7843	0.0295	5.8138	1.5354	0.0272	1.5626	0.0000	4,609.4668	4,609.4668	0.0995	0.0000	4,611.9544
Unmitigated	0.9921	0.9437	15.0608	0.0503	5.7843	0.0295	5.8138	1.5354	0.0272	1.5626	0.0000	4,609.4668	4,609.4668	0.0995	0.0000	4,611.9544

4.2 Trip Summary Information

	Average Daily Trip Rate			Unmitigated	Mitigated
Land Use	Weekday	Saturday	Sunday	Annual VMT	Annual VMT
Other Asphalt Surfaces	0.00	0.00	0.00		
Parking Lot	0.00	0.00	0.00		
Refrigerated Warehouse-No Rail	1,158.03	1,158.03	1158.03	6,997,294	6,997,294
Unrefrigerated Warehouse-No Rail	1,407.97	1,407.97	1407.97	8,507,515	8,507,515
Total	2,566.00	2,566.00	2,566.00	15,504,810	15,504,810

4.3 Trip Type Information

	Miles			Trip %			Trip Purpose %		
Land Use	H-W or C-W	H-S or C-C	H-O or C-NW	H-W or C-W	H-S or C-C	H-O or C-NW	Primary	Diverted	Pass-by
Other Asphalt Surfaces	16.60	8.40	6.90	0.00	0.00	0.00	0	0	0
Parking Lot	16.60	8.40	6.90	0.00	0.00	0.00	0	0	0
Refrigerated Warehouse-No Rail	16.60	8.40	6.90	100.00	0.00	0.00	100	0	0
Unrefrigerated Warehouse-No Rail	16.60	8.40	6.90	100.00	0.00	0.00	100	0	0

4.4 Fleet Mix

Land Use	LDA	LDT1	LDT2	MDV	LHD1	LHD2	MHD	HHD	OBUS	UBUS	MCY	SBUS	MH
Other Asphalt Surfaces	0.561378	0.043284	0.209473	0.111826	0.015545	0.005795	0.025829	0.017125	0.001747	0.001542	0.004926	0.000594	0.000934
Parking Lot	0.561378	0.043284	0.209473	0.111826	0.015545	0.005795	0.025829	0.017125	0.001747	0.001542	0.004926	0.000594	0.000934
Refrigerated Warehouse-No Rail	0.606300	0.046700	0.226200	0.120800	0.000000	0.000000	0.000000	0.000000	0.000000	0.000000	0.000000	0.000000	0.000000
Unrefrigerated Warehouse-No Rail	0.606300	0.046700	0.226200	0.120800	0.000000	0.000000	0.000000	0.000000	0.000000	0.000000	0.000000	0.000000	0.000000

5.0 Energy Detail

Historical Energy Use: N

5.1 Mitigation Measures Energy

	ROG	NOx	CO	SO2	Fugitive PM10	Exhaust PM10	PM10 Total	Fugitive PM2.5	Exhaust PM2.5	PM2.5 Total	Bio- CO2	NBio- CO2	Total CO2	CH4	N2O	CO2e
Category	tons/yr										MT/yr					
Electricity Mitigated						0.0000	0.0000		0.0000	0.0000	0.0000	6,403.2458	6,403.2458	0.2644	0.0547	6,426.1536
Electricity Unmitigated						0.0000	0.0000		0.0000	0.0000	0.0000	6,403.2458	6,403.2458	0.2644	0.0547	6,426.1536
NaturalGas Mitigated	0.0149	0.1353	0.1137	8.1000e-004		0.0103	0.0103		0.0103	0.0103	0.0000	147.2891	147.2891	2.8200e-003	2.7000e-003	148.1644
NaturalGas Unmitigated	0.0149	0.1353	0.1137	8.1000e-004		0.0103	0.0103		0.0103	0.0103	0.0000	147.2891	147.2891	2.8200e-003	2.7000e-003	148.1644

5.2 Energy by Land Use - NaturalGas

Unmitigated

	NaturalGas Use	ROG	NOx	CO	SO2	Fugitive PM10	Exhaust PM10	PM10 Total	Fugitive PM2.5	Exhaust PM2.5	PM2.5 Total	Bio- CO2	NBio- CO2	Total CO2	CH4	N2O	CO2e
Land Use	kBTU/yr	tons/yr										MT/yr					
Other Asphalt Surfaces	0	0.0000	0.0000	0.0000	0.0000		0.0000	0.0000		0.0000	0.0000	0.0000	0.0000	0.0000	0.0000	0.0000	0.0000
Parking Lot	0	0.0000	0.0000	0.0000	0.0000		0.0000	0.0000		0.0000	0.0000	0.0000	0.0000	0.0000	0.0000	0.0000	0.0000
Refrigerated Warehouse-No Rail	531097	2.8600e-003	0.0260	0.0219	1.6000e-004		1.9800e-003	1.9800e-003		1.9800e-003	1.9800e-003	0.0000	28.3413	28.3413	5.4000e-004	5.2000e-004	28.5098
Unrefrigerated Warehouse-No Rail	2.229e+006	0.0120	0.1093	0.0918	6.6000e-004		8.3000e-003	8.3000e-003		8.3000e-003	8.3000e-003	0.0000	118.9478	118.9478	2.2800e-003	2.1800e-003	119.6546
Total		**0.0149**	**0.1353**	**0.1137**	**8.2000e-004**		**0.0103**	**0.0103**		**0.0103**	**0.0103**	**0.0000**	**147.2891**	**147.2891**	**2.8200e-003**	**2.7000e-003**	**148.1644**

5.2 Energy by Land Use - NaturalGas

Mitigated

	NaturalGas Use	ROG	NOx	CO	SO2	Fugitive PM10	Exhaust PM10	PM10 Total	Fugitive PM2.5	Exhaust PM2.5	PM2.5 Total	Bio- CO2	NBio- CO2	Total CO2	CH4	N2O	CO2e
Land Use	kBTU/yr	tons/yr										MT/yr					
Other Asphalt Surfaces	0	0.0000	0.0000	0.0000	0.0000		0.0000	0.0000		0.0000	0.0000	0.0000	0.0000	0.0000	0.0000	0.0000	0.0000
Parking Lot	0	0.0000	0.0000	0.0000	0.0000		0.0000	0.0000		0.0000	0.0000	0.0000	0.0000	0.0000	0.0000	0.0000	0.0000
Refrigerated Warehouse-No Rail	531097	2.8600e-003	0.0260	0.0219	1.6000e-004		1.9800e-003	1.9800e-003		1.9800e-003	1.9800e-003	0.0000	28.3413	28.3413	5.4000e-004	5.2000e-004	28.5098
Unrefrigerated Warehouse-No Rail	2.229e+006	0.0120	0.1093	0.0918	6.6000e-004		8.3000e-003	8.3000e-003		8.3000e-003	8.3000e-003	0.0000	118.9478	118.9478	2.2800e-003	2.1800e-003	119.6546
Total		**0.0149**	**0.1353**	**0.1137**	**8.2000e-004**		**0.0103**	**0.0103**		**0.0103**	**0.0103**	**0.0000**	**147.2891**	**147.2891**	**2.8200e-003**	**2.7000e-003**	**148.1644**

5.3 Energy by Land Use - Electricity

Unmitigated

	Electricity Use	Total CO2	CH4	N2O	CO2e
Land Use	kWh/yr	MT/yr			
Other Asphalt Surfaces	0	0.0000	0.0000	0.0000	0.0000
Parking Lot	164500	52.4132	2.1600e-003	4.5000e-004	52.6007
Refrigerated Warehouse-No Rail	1.72043e+007	5,481.6633	0.2263	0.0468	5,501.2742
Unrefrigerated Warehouse-No Rail	2.72791e+006	869.1693	0.0359	7.4200e-003	872.2787
Total		**6,403.2458**	**0.2644**	**0.0547**	**6,426.1536**

5.3 Energy by Land Use - Electricity

Mitigated

	Electricity Use	Total CO2	CH4	N2O	CO2e
Land Use	kWh/yr	MT/yr			
Other Asphalt Surfaces	0	0.0000	0.0000	0.0000	0.0000
Parking Lot	164500	52.4132	2.1600e-003	4.5000e-004	52.6007
Refrigerated Warehouse-No Rail	1.72043e+007	5,481.6633	0.2263	0.0468	5,501.2742
Unrefrigerated Warehouse-No Rail	2.72791e+006	869.1693	0.0359	7.4200e-003	872.2787
Total		**6,403.2458**	**0.2644**	**0.0547**	**6,426.1536**

6.0 Area Detail

6.1 Mitigation Measures Area

	ROG	NOx	CO	SO2	Fugitive PM10	Exhaust PM10	PM10 Total	Fugitive PM2.5	Exhaust PM2.5	PM2.5 Total	Bio- CO2	NBio- CO2	Total CO2	CH4	N2O	CO2e
Category	tons/yr										MT/yr					
Mitigated	6.6655	4.2000e-004	0.0458	0.0000		1.6000e-004	1.6000e-004		1.6000e-004	1.6000e-004	0.0000	0.0890	0.0890	2.3000e-004	0.0000	0.0948
Unmitigated	6.6655	4.2000e-004	0.0458	0.0000		1.6000e-004	1.6000e-004		1.6000e-004	1.6000e-004	0.0000	0.0890	0.0890	2.3000e-004	0.0000	0.0948

6.2 Area by SubCategory

Unmitigated

	ROG	NOx	CO	SO2	Fugitive PM10	Exhaust PM10	PM10 Total	Fugitive PM2.5	Exhaust PM2.5	PM2.5 Total	Bio- CO2	NBio- CO2	Total CO2	CH4	N2O	CO2e
SubCategory	tons/yr										MT/yr					
Architectural Coating	0.7636					0.0000	0.0000		0.0000	0.0000	0.0000	0.0000	0.0000	0.0000	0.0000	0.0000
Consumer Products	5.8976					0.0000	0.0000		0.0000	0.0000	0.0000	0.0000	0.0000	0.0000	0.0000	0.0000
Landscaping	4.2600e-003	4.2000e-004	0.0458	0.0000		1.6000e-004	1.6000e-004		1.6000e-004	1.6000e-004	0.0000	0.0890	0.0890	2.3000e-004	0.0000	0.0948
Total	**6.6655**	**4.2000e-004**	**0.0458**	**0.0000**		**1.6000e-004**	**1.6000e-004**		**1.6000e-004**	**1.6000e-004**	**0.0000**	**0.0890**	**0.0890**	**2.3000e-004**	**0.0000**	**0.0948**

6.2 Area by SubCategory

Mitigated

	ROG	NOx	CO	SO2	Fugitive PM10	Exhaust PM10	PM10 Total	Fugitive PM2.5	Exhaust PM2.5	PM2.5 Total	Bio- CO2	NBio- CO2	Total CO2	CH4	N2O	CO2e
SubCategory	tons/yr										MT/yr					
Architectural Coating	0.7636					0.0000	0.0000		0.0000	0.0000	0.0000	0.0000	0.0000	0.0000	0.0000	0.0000
Consumer Products	5.8976					0.0000	0.0000		0.0000	0.0000	0.0000	0.0000	0.0000	0.0000	0.0000	0.0000
Landscaping	4.2600e-003	4.2000e-004	0.0458	0.0000		1.6000e-004	1.6000e-004		1.6000e-004	1.6000e-004	0.0000	0.0890	0.0890	2.3000e-004	0.0000	0.0948
Total	**6.6655**	**4.2000e-004**	**0.0458**	**0.0000**		**1.6000e-004**	**1.6000e-004**		**1.6000e-004**	**1.6000e-004**	**0.0000**	**0.0890**	**0.0890**	**2.3000e-004**	**0.0000**	**0.0948**

7.0 Water Detail

7.1 Mitigation Measures Water

	Total CO2	CH4	N2O	CO2e
Category	MT/yr			
Mitigated	69.0246	0.4355	0.0108	83.1212
Unmitigated	69.0246	0.4355	0.0108	83.1212

7.2 Water by Land Use

Unmitigated

	Indoor/Outdoor Use	Total CO2	CH4	N2O	CO2e
Land Use	Mgal	MT/yr			
Other Asphalt Surfaces	0 / 0	0.0000	0.0000	0.0000	0.0000
Parking Lot	0 / 0	0.0000	0.0000	0.0000	0.0000
Refrigerated Warehouse-No Rail	0 / 0	0.0000	0.0000	0.0000	0.0000
Unrefrigerated Warehouse-No Rail	13.2816 / 2.74261	69.0246	0.4355	0.0108	83.1212
Total		**69.0246**	**0.4355**	**0.0108**	**83.1212**

7.2 Water by Land Use

Mitigated

	Indoor/Outdoor Use	Total CO2	CH4	N2O	CO2e
Land Use	Mgal	MT/yr			
Other Asphalt Surfaces	0 / 0	0.0000	0.0000	0.0000	0.0000
Parking Lot	0 / 0	0.0000	0.0000	0.0000	0.0000
Refrigerated Warehouse-No Rail	0 / 0	0.0000	0.0000	0.0000	0.0000
Unrefrigerated Warehouse-No Rail	13.2816 / 2.74261	69.0246	0.4355	0.0108	83.1212
Total		**69.0246**	**0.4355**	**0.0108**	**83.1212**

8.0 Waste Detail

8.1 Mitigation Measures Waste

Category/Year

	Total CO2	CH4	N2O	CO2e
	MT/yr			
Mitigated	307.0888	18.1484	0.0000	760.7995
Unmitigated	307.0888	18.1484	0.0000	760.7995

8.2 Waste by Land Use

Unmitigated

	Waste Disposed	Total CO2	CH4	N2O	CO2e
Land Use	tons	MT/yr			
Other Asphalt Surfaces	0	0.0000	0.0000	0.0000	0.0000
Parking Lot	0	0.0000	0.0000	0.0000	0.0000
Refrigerated Warehouse-No Rail	756.41	153.5444	9.0742	0.0000	380.3997
Unrefrigerated Warehouse-No Rail	756.41	153.5444	9.0742	0.0000	380.3997
Total		**307.0888**	**18.1484**	**0.0000**	**760.7995**

8.2 Waste by Land Use

Mitigated

	Waste Disposed	Total CO2	CH4	N2O	CO2e
Land Use	tons	MT/yr			
Other Asphalt Surfaces	0	0.0000	0.0000	0.0000	0.0000
Parking Lot	0	0.0000	0.0000	0.0000	0.0000
Refrigerated Warehouse-No Rail	756.41	153.5444	9.0742	0.0000	380.3997
Unrefrigerated Warehouse-No Rail	756.41	153.5444	9.0742	0.0000	380.3997
Total		**307.0888**	**18.1484**	**0.0000**	**760.7995**

9.0 Operational Offroad

Equipment Type	Number	Hours/Day	Days/Year	Horse Power	Load Factor	Fuel Type
Tractors/Loaders/Backhoes	6	4.00	365	200	0.37	CNG

UnMitigated/Mitigated

	ROG	NOx	CO	SO2	Fugitive PM10	Exhaust PM10	PM10 Total	Fugitive PM2.5	Exhaust PM2.5	PM2.5 Total	Bio- CO2	NBio- CO2	Total CO2	CH4	N2O	CO2e
Equipment Type	tons/yr										MT/yr					
Tractors/Loaders/ Backhoes	0.1336	1.3881	0.8307	3.4700e-003		0.0479	0.0479		0.0441	0.0441	0.0000	304.7529	304.7529	0.0986	0.0000	307.2170
Total	**0.1336**	**1.3881**	**0.8307**	**3.4700e-003**		**0.0479**	**0.0479**		**0.0441**	**0.0441**	**0.0000**	**304.7529**	**304.7529**	**0.0986**	**0.0000**	**307.2170**

10.0 Stationary Equipment

Fire Pumps and Emergency Generators

Equipment Type	Number	Hours/Day	Hours/Year	Horse Power	Load Factor	Fuel Type

Boilers

Equipment Type	Number	Heat Input/Day	Heat Input/Year	Boiler Rating	Fuel Type

User Defined Equipment

Equipment Type	Number

11.0 Vegetation

This page intentionally left blank

APPENDIX 4.3:

CALEEMOD PROJECT ANNUAL OPERATIONAL (TRUCKS) EMISSIONS MODEL OUTPUTS

GLC Fullerton (Operations - Trucks)

Orange County, Annual

1.0 Project Characteristics

1.1 Land Usage

Land Uses	Size	Metric	Lot Acreage	Floor Surface Area	Population
Refrigerated Warehouse-No Rail	804.69	1000sqft	18.47	804,692.00	0
Unrefrigerated Warehouse-No Rail	804.69	1000sqft	18.47	804,692.00	0
Other Asphalt Surfaces	800.13	1000sqft	18.37	800,133.00	0
Parking Lot	1,175.00	Space	10.79	470,000.00	0

1.2 Other Project Characteristics

Urbanization	Urban	**Wind Speed (m/s)**	2.2	**Precipitation Freq (Days)**	30
Climate Zone	8			**Operational Year**	2022
Utility Company	Southern California Edison				
CO2 Intensity (lb/MWhr)	702.44	**CH4 Intensity (lb/MWhr)**	0.029	**N2O Intensity (lb/MWhr)**	0.006

1.3 User Entered Comments & Non-Default Data

GLC Fullerton (Operations - Trucks) - Orange County, Annual

Project Characteristics -

Land Use - Total Project net area is approximately 66.10 Acres.

Construction Phase - Operations Run Only.

Off-road Equipment - Operations Run Only.

Trips and VMT - Operations Run Only.

Vehicle Trips - Trip Characteristics based on information provided in the Goodman Logistics Center Traffic Impact Analysis by Urban Crossroads, Inc.

Area Coating -

Energy Use - The project will design building shells and building components to meet 2019 Title 24 Standards which expects 30% less energy for nonresidential uses.

Water And Wastewater - Water Usage based on information provided in the WSA.

Operational Off-Road Equipment - Based on SCAQMD High Cube Warehouse Truck Trip Study White Paper Summary of Busniess Survey Results (2014)

Fleet Mix - Operations Run Only.

Vehicle Emission Factors - EMFAC2017

Vehicle Emission Factors - EMFAC2017

Vehicle Emission Factors - EMFAC2017

Table Name	Column Name	Default Value	New Value
tblConstructionPhase	NumDays	70.00	0.00
tblEnergyUse	LightingElect	2.74	1.92
tblEnergyUse	LightingElect	1.96	1.37
tblEnergyUse	T24E	0.29	0.20
tblEnergyUse	T24E	0.59	0.41
tblEnergyUse	T24NG	0.86	0.60
tblEnergyUse	T24NG	3.88	2.72
tblFleetMix	HHD	0.02	0.54
tblFleetMix	HHD	0.02	0.79
tblFleetMix	LDA	0.56	0.00
tblFleetMix	LDA	0.56	0.00

tblFleetMix	LDT1	0.04	0.00
tblFleetMix	LDT1	0.04	0.00
tblFleetMix	LDT2	0.21	0.00
tblFleetMix	LDT2	0.21	0.00
tblFleetMix	LHD1	0.02	0.35
tblFleetMix	LHD1	0.02	0.11
tblFleetMix	LHD2	5.7950e-003	0.00
tblFleetMix	LHD2	5.7950e-003	0.00
tblFleetMix	MCY	4.9260e-003	0.00
tblFleetMix	MCY	4.9260e-003	0.00
tblFleetMix	MDV	0.11	0.00
tblFleetMix	MDV	0.11	0.00
tblFleetMix	MH	9.3400e-004	0.00
tblFleetMix	MH	9.3400e-004	0.00
tblFleetMix	MHD	0.03	0.11
tblFleetMix	MHD	0.03	0.11
tblFleetMix	OBUS	1.7470e-003	0.00
tblFleetMix	OBUS	1.7470e-003	0.00
tblFleetMix	SBUS	5.9400e-004	0.00
tblFleetMix	SBUS	5.9400e-004	0.00
tblFleetMix	UBUS	1.5420e-003	0.00
tblFleetMix	UBUS	1.5420e-003	0.00
tblLandUse	LotAcreage	10.57	10.79
tblOffRoadEquipment	OffRoadEquipmentUnitAmount	1.00	0.00
tblOffRoadEquipment	OffRoadEquipmentUnitAmount	3.00	0.00
tblOffRoadEquipment	OffRoadEquipmentUnitAmount	2.00	0.00
tblOperationalOffRoadEquipment	OperDaysPerYear	260.00	365.00

GLC Fullerton (Operations - Trucks) - Orange County, Annual

tblOperationalOffRoadEquipment	OperFuelType	Diesel	CNG
tblOperationalOffRoadEquipment	OperHorsePower	97.00	200.00
tblOperationalOffRoadEquipment	OperHoursPerDay	8.00	4.00
tblOperationalOffRoadEquipment	OperOffRoadEquipmentNumber	0.00	6.00
tblVehicleEF	HHD	0.58	0.03
tblVehicleEF	HHD	0.16	0.14
tblVehicleEF	HHD	0.07	1.0000e-006
tblVehicleEF	HHD	2.24	5.67
tblVehicleEF	HHD	1.31	0.71
tblVehicleEF	HHD	4.03	0.01
tblVehicleEF	HHD	4,069.38	1,071.37
tblVehicleEF	HHD	1,661.35	1,472.58
tblVehicleEF	HHD	12.98	0.08
tblVehicleEF	HHD	18.80	5.84
tblVehicleEF	HHD	3.54	3.30
tblVehicleEF	HHD	0.02	3.7940e-003
tblVehicleEF	HHD	0.06	0.06
tblVehicleEF	HHD	0.03	0.04
tblVehicleEF	HHD	0.01	0.03
tblVehicleEF	HHD	1.1900e-004	1.0000e-006
tblVehicleEF	HHD	0.02	3.6300e-003
tblVehicleEF	HHD	0.03	0.03
tblVehicleEF	HHD	8.6720e-003	8.7660e-003
tblVehicleEF	HHD	0.01	0.03
tblVehicleEF	HHD	1.0900e-004	1.0000e-006
tblVehicleEF	HHD	1.1400e-004	5.0000e-006
tblVehicleEF	HHD	4.7360e-003	2.0100e-004

tblVehicleEF	HHD	0.53	0.41
tblVehicleEF	HHD	8.6000e-005	3.0000e-006
tblVehicleEF	HHD	0.12	0.07
tblVehicleEF	HHD	4.2900e-004	9.3000e-004
tblVehicleEF	HHD	0.09	4.0000e-006
tblVehicleEF	HHD	0.04	9.8130e-003
tblVehicleEF	HHD	0.01	0.01
tblVehicleEF	HHD	1.9600e-004	1.0000e-006
tblVehicleEF	HHD	1.1400e-004	5.0000e-006
tblVehicleEF	HHD	4.7360e-003	2.0100e-004
tblVehicleEF	HHD	0.64	0.47
tblVehicleEF	HHD	8.6000e-005	3.0000e-006
tblVehicleEF	HHD	0.30	0.22
tblVehicleEF	HHD	4.2900e-004	9.3000e-004
tblVehicleEF	HHD	0.10	5.0000e-006
tblVehicleEF	HHD	0.55	0.03
tblVehicleEF	HHD	0.16	0.14
tblVehicleEF	HHD	0.07	1.0000e-006
tblVehicleEF	HHD	1.62	5.55
tblVehicleEF	HHD	1.31	0.71
tblVehicleEF	HHD	3.84	0.01
tblVehicleEF	HHD	4,310.95	1,068.30
tblVehicleEF	HHD	1,661.35	1,472.58
tblVehicleEF	HHD	12.98	0.08
tblVehicleEF	HHD	19.40	5.67
tblVehicleEF	HHD	3.35	3.12
tblVehicleEF	HHD	0.01	3.3070e-003

tblVehicleEF	HHD	0.06	0.06
tblVehicleEF	HHD	0.03	0.04
tblVehicleEF	HHD	0.01	0.03
tblVehicleEF	HHD	1.1900e-004	1.0000e-006
tblVehicleEF	HHD	0.01	3.1640e-003
tblVehicleEF	HHD	0.03	0.03
tblVehicleEF	HHD	8.6720e-003	8.7660e-003
tblVehicleEF	HHD	0.01	0.03
tblVehicleEF	HHD	1.0900e-004	1.0000e-006
tblVehicleEF	HHD	1.6300e-004	7.0000e-006
tblVehicleEF	HHD	4.8280e-003	2.0400e-004
tblVehicleEF	HHD	0.50	0.43
tblVehicleEF	HHD	1.2000e-004	5.0000e-006
tblVehicleEF	HHD	0.12	0.07
tblVehicleEF	HHD	4.1400e-004	9.1300e-004
tblVehicleEF	HHD	0.09	4.0000e-006
tblVehicleEF	HHD	0.04	9.7840e-003
tblVehicleEF	HHD	0.01	0.01
tblVehicleEF	HHD	1.9300e-004	1.0000e-006
tblVehicleEF	HHD	1.6300e-004	7.0000e-006
tblVehicleEF	HHD	4.8280e-003	2.0400e-004
tblVehicleEF	HHD	0.60	0.50
tblVehicleEF	HHD	1.2000e-004	5.0000e-006
tblVehicleEF	HHD	0.30	0.22
tblVehicleEF	HHD	4.1400e-004	9.1300e-004
tblVehicleEF	HHD	0.10	4.0000e-006
tblVehicleEF	HHD	0.63	0.02

tblVehicleEF	HHD	0.16	2.9240e-003
tblVehicleEF	HHD	0.07	1.0000e-006
tblVehicleEF	HHD	3.08	5.67
tblVehicleEF	HHD	1.30	0.31
tblVehicleEF	HHD	4.07	0.01
tblVehicleEF	HHD	3,735.78	1,043.04
tblVehicleEF	HHD	1,661.35	1,373.81
tblVehicleEF	HHD	12.98	0.08
tblVehicleEF	HHD	17.96	5.87
tblVehicleEF	HHD	3.48	3.16
tblVehicleEF	HHD	0.02	4.0580e-003
tblVehicleEF	HHD	0.06	0.06
tblVehicleEF	HHD	0.03	0.03
tblVehicleEF	HHD	0.01	0.03
tblVehicleEF	HHD	1.1900e-004	1.0000e-006
tblVehicleEF	HHD	0.02	3.8830e-003
tblVehicleEF	HHD	0.03	0.03
tblVehicleEF	HHD	8.6720e-003	8.5030e-003
tblVehicleEF	HHD	0.01	0.03
tblVehicleEF	HHD	1.0900e-004	1.0000e-006
tblVehicleEF	HHD	1.1200e-004	5.0000e-006
tblVehicleEF	HHD	5.0860e-003	2.2300e-004
tblVehicleEF	HHD	0.58	0.38
tblVehicleEF	HHD	8.6000e-005	4.0000e-006
tblVehicleEF	HHD	0.12	0.06
tblVehicleEF	HHD	4.6600e-004	9.9300e-004
tblVehicleEF	HHD	0.09	4.0000e-006

tblVehicleEF	HHD	0.03	9.8540e-003
tblVehicleEF	HHD	0.01	0.01
tblVehicleEF	HHD	1.9600e-004	1.0000e-006
tblVehicleEF	HHD	1.1200e-004	5.0000e-006
tblVehicleEF	HHD	5.0860e-003	2.2300e-004
tblVehicleEF	HHD	0.69	0.43
tblVehicleEF	HHD	8.6000e-005	4.0000e-006
tblVehicleEF	HHD	0.30	0.07
tblVehicleEF	HHD	4.6600e-004	9.9300e-004
tblVehicleEF	HHD	0.10	5.0000e-006
tblVehicleEF	LDA	3.9360e-003	2.3280e-003
tblVehicleEF	LDA	4.5350e-003	0.05
tblVehicleEF	LDA	0.55	0.63
tblVehicleEF	LDA	1.00	2.05
tblVehicleEF	LDA	252.97	257.52
tblVehicleEF	LDA	56.16	52.62
tblVehicleEF	LDA	0.04	0.03
tblVehicleEF	LDA	1.8750e-003	1.5810e-003
tblVehicleEF	LDA	2.2640e-003	1.8330e-003
tblVehicleEF	LDA	1.7270e-003	1.4560e-003
tblVehicleEF	LDA	2.0810e-003	1.6860e-003
tblVehicleEF	LDA	0.03	0.05
tblVehicleEF	LDA	0.09	0.09
tblVehicleEF	LDA	0.03	0.05
tblVehicleEF	LDA	9.9340e-003	8.8060e-003
tblVehicleEF	LDA	0.04	0.20
tblVehicleEF	LDA	0.06	0.21

tblVehicleEF	LDA	2.5330e-003	2.5470e-003
tblVehicleEF	LDA	5.7800e-004	5.2100e-004
tblVehicleEF	LDA	0.03	0.05
tblVehicleEF	LDA	0.09	0.09
tblVehicleEF	LDA	0.03	0.05
tblVehicleEF	LDA	0.01	0.01
tblVehicleEF	LDA	0.04	0.20
tblVehicleEF	LDA	0.07	0.23
tblVehicleEF	LDA	4.1570e-003	2.4790e-003
tblVehicleEF	LDA	4.0770e-003	0.04
tblVehicleEF	LDA	0.60	0.68
tblVehicleEF	LDA	0.87	1.77
tblVehicleEF	LDA	263.60	268.06
tblVehicleEF	LDA	56.16	52.11
tblVehicleEF	LDA	0.04	0.03
tblVehicleEF	LDA	1.8750e-003	1.5810e-003
tblVehicleEF	LDA	2.2640e-003	1.8330e-003
tblVehicleEF	LDA	1.7270e-003	1.4560e-003
tblVehicleEF	LDA	2.0810e-003	1.6860e-003
tblVehicleEF	LDA	0.05	0.07
tblVehicleEF	LDA	0.09	0.09
tblVehicleEF	LDA	0.04	0.06
tblVehicleEF	LDA	0.01	9.2950e-003
tblVehicleEF	LDA	0.04	0.19
tblVehicleEF	LDA	0.05	0.19
tblVehicleEF	LDA	2.6400e-003	2.6520e-003
tblVehicleEF	LDA	5.7600e-004	5.1600e-004

tblVehicleEF	LDA	0.05	0.07
tblVehicleEF	LDA	0.09	0.09
tblVehicleEF	LDA	0.04	0.06
tblVehicleEF	LDA	0.02	0.01
tblVehicleEF	LDA	0.04	0.19
tblVehicleEF	LDA	0.06	0.21
tblVehicleEF	LDA	3.8610e-003	2.2810e-003
tblVehicleEF	LDA	4.6290e-003	0.05
tblVehicleEF	LDA	0.53	0.61
tblVehicleEF	LDA	1.03	2.12
tblVehicleEF	LDA	249.05	253.63
tblVehicleEF	LDA	56.16	52.74
tblVehicleEF	LDA	0.04	0.03
tblVehicleEF	LDA	1.8750e-003	1.5810e-003
tblVehicleEF	LDA	2.2640e-003	1.8330e-003
tblVehicleEF	LDA	1.7270e-003	1.4560e-003
tblVehicleEF	LDA	2.0810e-003	1.6860e-003
tblVehicleEF	LDA	0.03	0.05
tblVehicleEF	LDA	0.09	0.10
tblVehicleEF	LDA	0.03	0.05
tblVehicleEF	LDA	9.7480e-003	8.6410e-003
tblVehicleEF	LDA	0.04	0.23
tblVehicleEF	LDA	0.06	0.21
tblVehicleEF	LDA	2.4930e-003	2.5090e-003
tblVehicleEF	LDA	5.7900e-004	5.2200e-004
tblVehicleEF	LDA	0.03	0.05
tblVehicleEF	LDA	0.09	0.10

tblVehicleEF	LDA	0.03	0.05
tblVehicleEF	LDA	0.01	0.01
tblVehicleEF	LDA	0.04	0.23
tblVehicleEF	LDA	0.07	0.23
tblVehicleEF	LDT1	8.9890e-003	5.4220e-003
tblVehicleEF	LDT1	0.01	0.07
tblVehicleEF	LDT1	1.10	1.13
tblVehicleEF	LDT1	2.48	2.25
tblVehicleEF	LDT1	313.91	304.64
tblVehicleEF	LDT1	69.94	63.35
tblVehicleEF	LDT1	0.10	0.09
tblVehicleEF	LDT1	2.4600e-003	2.1320e-003
tblVehicleEF	LDT1	3.1560e-003	2.4680e-003
tblVehicleEF	LDT1	2.2640e-003	1.9610e-003
tblVehicleEF	LDT1	2.9020e-003	2.2690e-003
tblVehicleEF	LDT1	0.11	0.11
tblVehicleEF	LDT1	0.24	0.18
tblVehicleEF	LDT1	0.10	0.10
tblVehicleEF	LDT1	0.02	0.02
tblVehicleEF	LDT1	0.15	0.62
tblVehicleEF	LDT1	0.17	0.33
tblVehicleEF	LDT1	3.1510e-003	3.0150e-003
tblVehicleEF	LDT1	7.4300e-004	6.2700e-004
tblVehicleEF	LDT1	0.11	0.11
tblVehicleEF	LDT1	0.24	0.18
tblVehicleEF	LDT1	0.10	0.10
tblVehicleEF	LDT1	0.03	0.03

tblVehicleEF	LDT1	0.15	0.62
tblVehicleEF	LDT1	0.19	0.36
tblVehicleEF	LDT1	9.4340e-003	5.7300e-003
tblVehicleEF	LDT1	0.01	0.06
tblVehicleEF	LDT1	1.18	1.23
tblVehicleEF	LDT1	2.14	1.93
tblVehicleEF	LDT1	326.59	315.43
tblVehicleEF	LDT1	69.94	62.74
tblVehicleEF	LDT1	0.09	0.08
tblVehicleEF	LDT1	2.4600e-003	2.1320e-003
tblVehicleEF	LDT1	3.1560e-003	2.4680e-003
tblVehicleEF	LDT1	2.2640e-003	1.9610e-003
tblVehicleEF	LDT1	2.9020e-003	2.2690e-003
tblVehicleEF	LDT1	0.16	0.17
tblVehicleEF	LDT1	0.25	0.19
tblVehicleEF	LDT1	0.13	0.14
tblVehicleEF	LDT1	0.02	0.02
tblVehicleEF	LDT1	0.14	0.57
tblVehicleEF	LDT1	0.15	0.29
tblVehicleEF	LDT1	3.2790e-003	3.1210e-003
tblVehicleEF	LDT1	7.3700e-004	6.2100e-004
tblVehicleEF	LDT1	0.16	0.17
tblVehicleEF	LDT1	0.25	0.19
tblVehicleEF	LDT1	0.13	0.14
tblVehicleEF	LDT1	0.03	0.04
tblVehicleEF	LDT1	0.14	0.57
tblVehicleEF	LDT1	0.17	0.32

tblVehicleEF	LDT1	8.8330e-003	5.3230e-003
tblVehicleEF	LDT1	0.01	0.07
tblVehicleEF	LDT1	1.06	1.10
tblVehicleEF	LDT1	2.56	2.31
tblVehicleEF	LDT1	309.22	300.66
tblVehicleEF	LDT1	69.94	63.48
tblVehicleEF	LDT1	0.10	0.09
tblVehicleEF	LDT1	2.4600e-003	2.1320e-003
tblVehicleEF	LDT1	3.1560e-003	2.4680e-003
tblVehicleEF	LDT1	2.2640e-003	1.9610e-003
tblVehicleEF	LDT1	2.9020e-003	2.2690e-003
tblVehicleEF	LDT1	0.11	0.12
tblVehicleEF	LDT1	0.27	0.20
tblVehicleEF	LDT1	0.10	0.10
tblVehicleEF	LDT1	0.02	0.02
tblVehicleEF	LDT1	0.18	0.73
tblVehicleEF	LDT1	0.17	0.33
tblVehicleEF	LDT1	3.1040e-003	2.9750e-003
tblVehicleEF	LDT1	7.4400e-004	6.2800e-004
tblVehicleEF	LDT1	0.11	0.12
tblVehicleEF	LDT1	0.27	0.20
tblVehicleEF	LDT1	0.10	0.10
tblVehicleEF	LDT1	0.03	0.03
tblVehicleEF	LDT1	0.18	0.73
tblVehicleEF	LDT1	0.19	0.37
tblVehicleEF	LDT2	5.3680e-003	3.6520e-003
tblVehicleEF	LDT2	5.9420e-003	0.06

tblVehicleEF	LDT2	0.70	0.85
tblVehicleEF	LDT2	1.29	2.61
tblVehicleEF	LDT2	356.05	329.20
tblVehicleEF	LDT2	79.07	68.88
tblVehicleEF	LDT2	0.06	0.06
tblVehicleEF	LDT2	1.8190e-003	1.5690e-003
tblVehicleEF	LDT2	2.2300e-003	1.7540e-003
tblVehicleEF	LDT2	1.6730e-003	1.4440e-003
tblVehicleEF	LDT2	2.0500e-003	1.6130e-003
tblVehicleEF	LDT2	0.04	0.07
tblVehicleEF	LDT2	0.10	0.12
tblVehicleEF	LDT2	0.05	0.07
tblVehicleEF	LDT2	0.01	0.01
tblVehicleEF	LDT2	0.06	0.38
tblVehicleEF	LDT2	0.08	0.29
tblVehicleEF	LDT2	3.5650e-003	3.2570e-003
tblVehicleEF	LDT2	8.1200e-004	6.8200e-004
tblVehicleEF	LDT2	0.04	0.07
tblVehicleEF	LDT2	0.10	0.12
tblVehicleEF	LDT2	0.05	0.07
tblVehicleEF	LDT2	0.02	0.02
tblVehicleEF	LDT2	0.06	0.38
tblVehicleEF	LDT2	0.09	0.32
tblVehicleEF	LDT2	5.6680e-003	3.8780e-003
tblVehicleEF	LDT2	5.3490e-003	0.06
tblVehicleEF	LDT2	0.76	0.92
tblVehicleEF	LDT2	1.12	2.24

tblVehicleEF	LDT2	370.66	339.75
tblVehicleEF	LDT2	79.07	68.21
tblVehicleEF	LDT2	0.06	0.06
tblVehicleEF	LDT2	1.8190e-003	1.5690e-003
tblVehicleEF	LDT2	2.2300e-003	1.7540e-003
tblVehicleEF	LDT2	1.6730e-003	1.4440e-003
tblVehicleEF	LDT2	2.0500e-003	1.6130e-003
tblVehicleEF	LDT2	0.06	0.10
tblVehicleEF	LDT2	0.10	0.12
tblVehicleEF	LDT2	0.06	0.10
tblVehicleEF	LDT2	0.01	0.02
tblVehicleEF	LDT2	0.05	0.36
tblVehicleEF	LDT2	0.07	0.26
tblVehicleEF	LDT2	3.7120e-003	3.3610e-003
tblVehicleEF	LDT2	8.0900e-004	6.7500e-004
tblVehicleEF	LDT2	0.06	0.10
tblVehicleEF	LDT2	0.10	0.12
tblVehicleEF	LDT2	0.06	0.10
tblVehicleEF	LDT2	0.02	0.02
tblVehicleEF	LDT2	0.05	0.36
tblVehicleEF	LDT2	0.08	0.29
tblVehicleEF	LDT2	5.2670e-003	3.5810e-003
tblVehicleEF	LDT2	6.0640e-003	0.07
tblVehicleEF	LDT2	0.68	0.82
tblVehicleEF	LDT2	1.32	2.68
tblVehicleEF	LDT2	350.66	325.31
tblVehicleEF	LDT2	79.07	69.03

tblVehicleEF	LDT2	0.06	0.06
tblVehicleEF	LDT2	1.8190e-003	1.5690e-003
tblVehicleEF	LDT2	2.2300e-003	1.7540e-003
tblVehicleEF	LDT2	1.6730e-003	1.4440e-003
tblVehicleEF	LDT2	2.0500e-003	1.6130e-003
tblVehicleEF	LDT2	0.04	0.07
tblVehicleEF	LDT2	0.11	0.13
tblVehicleEF	LDT2	0.05	0.07
tblVehicleEF	LDT2	0.01	0.01
tblVehicleEF	LDT2	0.07	0.45
tblVehicleEF	LDT2	0.08	0.30
tblVehicleEF	LDT2	3.5110e-003	3.2180e-003
tblVehicleEF	LDT2	8.1300e-004	6.8300e-004
tblVehicleEF	LDT2	0.04	0.07
tblVehicleEF	LDT2	0.11	0.13
tblVehicleEF	LDT2	0.05	0.07
tblVehicleEF	LDT2	0.02	0.02
tblVehicleEF	LDT2	0.07	0.45
tblVehicleEF	LDT2	0.09	0.33
tblVehicleEF	LHD1	5.4230e-003	5.5990e-003
tblVehicleEF	LHD1	9.3000e-003	4.5130e-003
tblVehicleEF	LHD1	0.02	0.02
tblVehicleEF	LHD1	0.15	0.19
tblVehicleEF	LHD1	0.70	0.51
tblVehicleEF	LHD1	2.36	1.04
tblVehicleEF	LHD1	9.04	9.00
tblVehicleEF	LHD1	595.62	655.78

tblVehicleEF	LHD1	32.10	12.06
tblVehicleEF	LHD1	0.08	0.06
tblVehicleEF	LHD1	1.16	0.73
tblVehicleEF	LHD1	8.6900e-004	7.8400e-004
tblVehicleEF	LHD1	0.01	9.7030e-003
tblVehicleEF	LHD1	0.01	6.9260e-003
tblVehicleEF	LHD1	8.6500e-004	2.4300e-004
tblVehicleEF	LHD1	8.3100e-004	7.5100e-004
tblVehicleEF	LHD1	2.5300e-003	2.4260e-003
tblVehicleEF	LHD1	9.6520e-003	6.6010e-003
tblVehicleEF	LHD1	7.9500e-004	2.2400e-004
tblVehicleEF	LHD1	2.7120e-003	2.1290e-003
tblVehicleEF	LHD1	0.09	0.07
tblVehicleEF	LHD1	0.02	0.02
tblVehicleEF	LHD1	1.7400e-003	1.3620e-003
tblVehicleEF	LHD1	0.06	0.04
tblVehicleEF	LHD1	0.28	0.44
tblVehicleEF	LHD1	0.24	0.07
tblVehicleEF	LHD1	9.1000e-005	8.7000e-005
tblVehicleEF	LHD1	5.8430e-003	6.4010e-003
tblVehicleEF	LHD1	3.6600e-004	1.1900e-004
tblVehicleEF	LHD1	2.7120e-003	2.1290e-003
tblVehicleEF	LHD1	0.09	0.07
tblVehicleEF	LHD1	0.02	0.03
tblVehicleEF	LHD1	1.7400e-003	1.3620e-003
tblVehicleEF	LHD1	0.07	0.05
tblVehicleEF	LHD1	0.28	0.44

tblVehicleEF	LHD1	0.27	0.08
tblVehicleEF	LHD1	5.4230e-003	5.6110e-003
tblVehicleEF	LHD1	9.4800e-003	4.5890e-003
tblVehicleEF	LHD1	0.02	0.01
tblVehicleEF	LHD1	0.15	0.19
tblVehicleEF	LHD1	0.71	0.52
tblVehicleEF	LHD1	2.26	1.00
tblVehicleEF	LHD1	9.04	9.00
tblVehicleEF	LHD1	595.62	655.80
tblVehicleEF	LHD1	32.10	11.99
tblVehicleEF	LHD1	0.08	0.06
tblVehicleEF	LHD1	1.10	0.69
tblVehicleEF	LHD1	8.6900e-004	7.8400e-004
tblVehicleEF	LHD1	0.01	9.7030e-003
tblVehicleEF	LHD1	0.01	6.9260e-003
tblVehicleEF	LHD1	8.6500e-004	2.4300e-004
tblVehicleEF	LHD1	8.3100e-004	7.5100e-004
tblVehicleEF	LHD1	2.5300e-003	2.4260e-003
tblVehicleEF	LHD1	9.6520e-003	6.6010e-003
tblVehicleEF	LHD1	7.9500e-004	2.2400e-004
tblVehicleEF	LHD1	3.7830e-003	2.9790e-003
tblVehicleEF	LHD1	0.09	0.07
tblVehicleEF	LHD1	0.02	0.02
tblVehicleEF	LHD1	2.3550e-003	1.8560e-003
tblVehicleEF	LHD1	0.06	0.04
tblVehicleEF	LHD1	0.27	0.43
tblVehicleEF	LHD1	0.23	0.07

tblVehicleEF	LHD1	9.1000e-005	8.7000e-005
tblVehicleEF	LHD1	5.8430e-003	6.4020e-003
tblVehicleEF	LHD1	3.6400e-004	1.1900e-004
tblVehicleEF	LHD1	3.7830e-003	2.9790e-003
tblVehicleEF	LHD1	0.09	0.07
tblVehicleEF	LHD1	0.02	0.03
tblVehicleEF	LHD1	2.3550e-003	1.8560e-003
tblVehicleEF	LHD1	0.07	0.05
tblVehicleEF	LHD1	0.27	0.43
tblVehicleEF	LHD1	0.26	0.08
tblVehicleEF	LHD1	5.4230e-003	5.5970e-003
tblVehicleEF	LHD1	9.2520e-003	4.4920e-003
tblVehicleEF	LHD1	0.02	0.02
tblVehicleEF	LHD1	0.15	0.19
tblVehicleEF	LHD1	0.70	0.51
tblVehicleEF	LHD1	2.38	1.05
tblVehicleEF	LHD1	9.04	9.00
tblVehicleEF	LHD1	595.62	655.78
tblVehicleEF	LHD1	32.10	12.08
tblVehicleEF	LHD1	0.08	0.06
tblVehicleEF	LHD1	1.14	0.72
tblVehicleEF	LHD1	8.6900e-004	7.8400e-004
tblVehicleEF	LHD1	0.01	9.7030e-003
tblVehicleEF	LHD1	0.01	6.9260e-003
tblVehicleEF	LHD1	8.6500e-004	2.4300e-004
tblVehicleEF	LHD1	8.3100e-004	7.5100e-004
tblVehicleEF	LHD1	2.5300e-003	2.4260e-003

tblVehicleEF	LHD1	9.6520e-003	6.6010e-003
tblVehicleEF	LHD1	7.9500e-004	2.2400e-004
tblVehicleEF	LHD1	2.8100e-003	2.2130e-003
tblVehicleEF	LHD1	0.10	0.08
tblVehicleEF	LHD1	0.02	0.02
tblVehicleEF	LHD1	1.7580e-003	1.3810e-003
tblVehicleEF	LHD1	0.06	0.04
tblVehicleEF	LHD1	0.30	0.48
tblVehicleEF	LHD1	0.24	0.07
tblVehicleEF	LHD1	9.1000e-005	8.7000e-005
tblVehicleEF	LHD1	5.8430e-003	6.4010e-003
tblVehicleEF	LHD1	3.6600e-004	1.1900e-004
tblVehicleEF	LHD1	2.8100e-003	2.2130e-003
tblVehicleEF	LHD1	0.10	0.08
tblVehicleEF	LHD1	0.02	0.03
tblVehicleEF	LHD1	1.7580e-003	1.3810e-003
tblVehicleEF	LHD1	0.07	0.05
tblVehicleEF	LHD1	0.30	0.48
tblVehicleEF	LHD1	0.27	0.08
tblVehicleEF	LHD2	3.9700e-003	4.0620e-003
tblVehicleEF	LHD2	3.7300e-003	3.3390e-003
tblVehicleEF	LHD2	8.2200e-003	0.01
tblVehicleEF	LHD2	0.13	0.15
tblVehicleEF	LHD2	0.32	0.37
tblVehicleEF	LHD2	1.26	0.72
tblVehicleEF	LHD2	13.68	13.58
tblVehicleEF	LHD2	611.53	666.20

tblVehicleEF	LHD2	27.56	9.64
tblVehicleEF	LHD2	0.10	0.09
tblVehicleEF	LHD2	0.75	0.83
tblVehicleEF	LHD2	1.1750e-003	1.2260e-003
tblVehicleEF	LHD2	0.01	0.01
tblVehicleEF	LHD2	9.2630e-003	9.8980e-003
tblVehicleEF	LHD2	4.3200e-004	1.4100e-004
tblVehicleEF	LHD2	1.1240e-003	1.1730e-003
tblVehicleEF	LHD2	2.6560e-003	2.6250e-003
tblVehicleEF	LHD2	8.8500e-003	9.4560e-003
tblVehicleEF	LHD2	3.9700e-004	1.3000e-004
tblVehicleEF	LHD2	1.0630e-003	1.3680e-003
tblVehicleEF	LHD2	0.04	0.05
tblVehicleEF	LHD2	0.01	0.02
tblVehicleEF	LHD2	7.2900e-004	8.9600e-004
tblVehicleEF	LHD2	0.04	0.05
tblVehicleEF	LHD2	0.08	0.28
tblVehicleEF	LHD2	0.11	0.05
tblVehicleEF	LHD2	1.3400e-004	1.3000e-004
tblVehicleEF	LHD2	5.9580e-003	6.4500e-003
tblVehicleEF	LHD2	2.9900e-004	9.5000e-005
tblVehicleEF	LHD2	1.0630e-003	1.3680e-003
tblVehicleEF	LHD2	0.04	0.05
tblVehicleEF	LHD2	0.02	0.03
tblVehicleEF	LHD2	7.2900e-004	8.9600e-004
tblVehicleEF	LHD2	0.05	0.05
tblVehicleEF	LHD2	0.08	0.28

tblVehicleEF	LHD2	0.12	0.06
tblVehicleEF	LHD2	3.9700e-003	4.0700e-003
tblVehicleEF	LHD2	3.7710e-003	3.3710e-003
tblVehicleEF	LHD2	7.9600e-003	0.01
tblVehicleEF	LHD2	0.13	0.15
tblVehicleEF	LHD2	0.33	0.37
tblVehicleEF	LHD2	1.21	0.69
tblVehicleEF	LHD2	13.68	13.58
tblVehicleEF	LHD2	611.53	666.20
tblVehicleEF	LHD2	27.56	9.59
tblVehicleEF	LHD2	0.10	0.09
tblVehicleEF	LHD2	0.71	0.79
tblVehicleEF	LHD2	1.1750e-003	1.2260e-003
tblVehicleEF	LHD2	0.01	0.01
tblVehicleEF	LHD2	9.2630e-003	9.8980e-003
tblVehicleEF	LHD2	4.3200e-004	1.4100e-004
tblVehicleEF	LHD2	1.1240e-003	1.1730e-003
tblVehicleEF	LHD2	2.6560e-003	2.6250e-003
tblVehicleEF	LHD2	8.8500e-003	9.4560e-003
tblVehicleEF	LHD2	3.9700e-004	1.3000e-004
tblVehicleEF	LHD2	1.4890e-003	1.9160e-003
tblVehicleEF	LHD2	0.04	0.05
tblVehicleEF	LHD2	0.01	0.02
tblVehicleEF	LHD2	9.9000e-004	1.2200e-003
tblVehicleEF	LHD2	0.04	0.05
tblVehicleEF	LHD2	0.08	0.27
tblVehicleEF	LHD2	0.11	0.05

tblVehicleEF	LHD2	1.3400e-004	1.3000e-004
tblVehicleEF	LHD2	5.9580e-003	6.4500e-003
tblVehicleEF	LHD2	2.9800e-004	9.5000e-005
tblVehicleEF	LHD2	1.4890e-003	1.9160e-003
tblVehicleEF	LHD2	0.04	0.05
tblVehicleEF	LHD2	0.02	0.03
tblVehicleEF	LHD2	9.9000e-004	1.2200e-003
tblVehicleEF	LHD2	0.05	0.05
tblVehicleEF	LHD2	0.08	0.27
tblVehicleEF	LHD2	0.12	0.05
tblVehicleEF	LHD2	3.9700e-003	4.0600e-003
tblVehicleEF	LHD2	3.7190e-003	3.3310e-003
tblVehicleEF	LHD2	8.2730e-003	0.01
tblVehicleEF	LHD2	0.13	0.15
tblVehicleEF	LHD2	0.32	0.37
tblVehicleEF	LHD2	1.27	0.72
tblVehicleEF	LHD2	13.68	13.58
tblVehicleEF	LHD2	611.53	666.20
tblVehicleEF	LHD2	27.56	9.65
tblVehicleEF	LHD2	0.10	0.09
tblVehicleEF	LHD2	0.74	0.82
tblVehicleEF	LHD2	1.1750e-003	1.2260e-003
tblVehicleEF	LHD2	0.01	0.01
tblVehicleEF	LHD2	9.2630e-003	9.8980e-003
tblVehicleEF	LHD2	4.3200e-004	1.4100e-004
tblVehicleEF	LHD2	1.1240e-003	1.1730e-003
tblVehicleEF	LHD2	2.6560e-003	2.6250e-003

tblVehicleEF	LHD2	8.8500e-003	9.4560e-003
tblVehicleEF	LHD2	3.9700e-004	1.3000e-004
tblVehicleEF	LHD2	1.0710e-003	1.3980e-003
tblVehicleEF	LHD2	0.04	0.05
tblVehicleEF	LHD2	0.01	0.02
tblVehicleEF	LHD2	7.2500e-004	8.9100e-004
tblVehicleEF	LHD2	0.04	0.05
tblVehicleEF	LHD2	0.09	0.31
tblVehicleEF	LHD2	0.11	0.05
tblVehicleEF	LHD2	1.3400e-004	1.3000e-004
tblVehicleEF	LHD2	5.9580e-003	6.4500e-003
tblVehicleEF	LHD2	2.9900e-004	9.5000e-005
tblVehicleEF	LHD2	1.0710e-003	1.3980e-003
tblVehicleEF	LHD2	0.04	0.05
tblVehicleEF	LHD2	0.02	0.03
tblVehicleEF	LHD2	7.2500e-004	8.9100e-004
tblVehicleEF	LHD2	0.05	0.05
tblVehicleEF	LHD2	0.09	0.31
tblVehicleEF	LHD2	0.12	0.06
tblVehicleEF	MCY	0.49	0.35
tblVehicleEF	MCY	0.15	0.24
tblVehicleEF	MCY	18.34	18.60
tblVehicleEF	MCY	9.57	8.45
tblVehicleEF	MCY	178.02	214.46
tblVehicleEF	MCY	44.92	59.78
tblVehicleEF	MCY	1.12	1.12
tblVehicleEF	MCY	2.1850e-003	2.1650e-003

tblVehicleEF	MCY	3.8230e-003	3.2010e-003
tblVehicleEF	MCY	2.0420e-003	2.0240e-003
tblVehicleEF	MCY	3.6010e-003	3.0140e-003
tblVehicleEF	MCY	1.13	1.15
tblVehicleEF	MCY	0.68	0.70
tblVehicleEF	MCY	0.70	0.72
tblVehicleEF	MCY	2.37	2.38
tblVehicleEF	MCY	0.64	2.00
tblVehicleEF	MCY	2.04	1.81
tblVehicleEF	MCY	2.1510e-003	2.1220e-003
tblVehicleEF	MCY	6.6600e-004	5.9200e-004
tblVehicleEF	MCY	1.13	1.15
tblVehicleEF	MCY	0.68	0.70
tblVehicleEF	MCY	0.70	0.72
tblVehicleEF	MCY	2.94	2.95
tblVehicleEF	MCY	0.64	2.00
tblVehicleEF	MCY	2.22	1.97
tblVehicleEF	MCY	0.48	0.34
tblVehicleEF	MCY	0.13	0.21
tblVehicleEF	MCY	17.67	17.90
tblVehicleEF	MCY	8.81	7.75
tblVehicleEF	MCY	178.02	213.15
tblVehicleEF	MCY	44.92	58.02
tblVehicleEF	MCY	0.98	0.98
tblVehicleEF	MCY	2.1850e-003	2.1650e-003
tblVehicleEF	MCY	3.8230e-003	3.2010e-003
tblVehicleEF	MCY	2.0420e-003	2.0240e-003

tblVehicleEF	MCY	3.6010e-003	3.0140e-003
tblVehicleEF	MCY	1.70	1.73
tblVehicleEF	MCY	0.72	0.75
tblVehicleEF	MCY	1.11	1.13
tblVehicleEF	MCY	2.31	2.33
tblVehicleEF	MCY	0.60	1.87
tblVehicleEF	MCY	1.84	1.62
tblVehicleEF	MCY	2.1390e-003	2.1090e-003
tblVehicleEF	MCY	6.4700e-004	5.7400e-004
tblVehicleEF	MCY	1.70	1.73
tblVehicleEF	MCY	0.72	0.75
tblVehicleEF	MCY	1.11	1.13
tblVehicleEF	MCY	2.87	2.88
tblVehicleEF	MCY	0.60	1.87
tblVehicleEF	MCY	2.00	1.76
tblVehicleEF	MCY	0.49	0.35
tblVehicleEF	MCY	0.15	0.24
tblVehicleEF	MCY	18.44	18.70
tblVehicleEF	MCY	9.69	8.57
tblVehicleEF	MCY	178.02	214.66
tblVehicleEF	MCY	44.92	60.09
tblVehicleEF	MCY	1.09	1.09
tblVehicleEF	MCY	2.1850e-003	2.1650e-003
tblVehicleEF	MCY	3.8230e-003	3.2010e-003
tblVehicleEF	MCY	2.0420e-003	2.0240e-003
tblVehicleEF	MCY	3.6010e-003	3.0140e-003
tblVehicleEF	MCY	1.26	1.28

tblVehicleEF	MCY	0.88	0.90
tblVehicleEF	MCY	0.74	0.76
tblVehicleEF	MCY	2.38	2.39
tblVehicleEF	MCY	0.73	2.30
tblVehicleEF	MCY	2.08	1.85
tblVehicleEF	MCY	2.1530e-003	2.1240e-003
tblVehicleEF	MCY	6.6900e-004	5.9500e-004
tblVehicleEF	MCY	1.26	1.28
tblVehicleEF	MCY	0.88	0.90
tblVehicleEF	MCY	0.74	0.76
tblVehicleEF	MCY	2.95	2.97
tblVehicleEF	MCY	0.73	2.30
tblVehicleEF	MCY	2.26	2.01
tblVehicleEF	MDV	0.01	4.7750e-003
tblVehicleEF	MDV	0.01	0.08
tblVehicleEF	MDV	1.13	0.99
tblVehicleEF	MDV	2.37	2.97
tblVehicleEF	MDV	484.17	407.06
tblVehicleEF	MDV	105.06	83.79
tblVehicleEF	MDV	0.12	0.09
tblVehicleEF	MDV	1.8970e-003	1.6940e-003
tblVehicleEF	MDV	2.2820e-003	1.8840e-003
tblVehicleEF	MDV	1.7480e-003	1.5620e-003
tblVehicleEF	MDV	2.0980e-003	1.7320e-003
tblVehicleEF	MDV	0.06	0.08
tblVehicleEF	MDV	0.15	0.14
tblVehicleEF	MDV	0.07	0.09

tblVehicleEF	MDV	0.03	0.02
tblVehicleEF	MDV	0.09	0.41
tblVehicleEF	MDV	0.18	0.37
tblVehicleEF	MDV	4.8480e-003	4.0240e-003
tblVehicleEF	MDV	1.0920e-003	8.2900e-004
tblVehicleEF	MDV	0.06	0.08
tblVehicleEF	MDV	0.15	0.14
tblVehicleEF	MDV	0.07	0.09
tblVehicleEF	MDV	0.04	0.03
tblVehicleEF	MDV	0.09	0.41
tblVehicleEF	MDV	0.19	0.41
tblVehicleEF	MDV	0.01	5.0630e-003
tblVehicleEF	MDV	0.01	0.07
tblVehicleEF	MDV	1.22	1.07
tblVehicleEF	MDV	2.05	2.55
tblVehicleEF	MDV	503.46	418.11
tblVehicleEF	MDV	105.06	83.01
tblVehicleEF	MDV	0.11	0.08
tblVehicleEF	MDV	1.8970e-003	1.6940e-003
tblVehicleEF	MDV	2.2820e-003	1.8840e-003
tblVehicleEF	MDV	1.7480e-003	1.5620e-003
tblVehicleEF	MDV	2.0980e-003	1.7320e-003
tblVehicleEF	MDV	0.10	0.12
tblVehicleEF	MDV	0.16	0.14
tblVehicleEF	MDV	0.10	0.12
tblVehicleEF	MDV	0.03	0.02
tblVehicleEF	MDV	0.09	0.38

tblVehicleEF	MDV	0.16	0.34
tblVehicleEF	MDV	5.0420e-003	4.1340e-003
tblVehicleEF	MDV	1.0860e-003	8.2100e-004
tblVehicleEF	MDV	0.10	0.12
tblVehicleEF	MDV	0.16	0.14
tblVehicleEF	MDV	0.10	0.12
tblVehicleEF	MDV	0.04	0.03
tblVehicleEF	MDV	0.09	0.38
tblVehicleEF	MDV	0.17	0.37
tblVehicleEF	MDV	9.9990e-003	4.6830e-003
tblVehicleEF	MDV	0.01	0.08
tblVehicleEF	MDV	1.09	0.95
tblVehicleEF	MDV	2.43	3.06
tblVehicleEF	MDV	477.05	402.99
tblVehicleEF	MDV	105.06	83.96
tblVehicleEF	MDV	0.12	0.08
tblVehicleEF	MDV	1.8970e-003	1.6940e-003
tblVehicleEF	MDV	2.2820e-003	1.8840e-003
tblVehicleEF	MDV	1.7480e-003	1.5620e-003
tblVehicleEF	MDV	2.0980e-003	1.7320e-003
tblVehicleEF	MDV	0.06	0.08
tblVehicleEF	MDV	0.16	0.14
tblVehicleEF	MDV	0.07	0.09
tblVehicleEF	MDV	0.03	0.02
tblVehicleEF	MDV	0.11	0.48
tblVehicleEF	MDV	0.18	0.38
tblVehicleEF	MDV	4.7760e-003	3.9840e-003

tblVehicleEF	MDV	1.0930e-003	8.3100e-004
tblVehicleEF	MDV	0.06	0.08
tblVehicleEF	MDV	0.16	0.14
tblVehicleEF	MDV	0.07	0.09
tblVehicleEF	MDV	0.04	0.03
tblVehicleEF	MDV	0.11	0.48
tblVehicleEF	MDV	0.20	0.42
tblVehicleEF	MH	0.02	3.2780e-003
tblVehicleEF	MH	0.02	0.00
tblVehicleEF	MH	1.81	0.30
tblVehicleEF	MH	5.09	0.00
tblVehicleEF	MH	1,104.65	971.72
tblVehicleEF	MH	57.12	0.00
tblVehicleEF	MH	1.33	3.77
tblVehicleEF	MH	0.01	0.02
tblVehicleEF	MH	0.03	0.09
tblVehicleEF	MH	9.9300e-004	0.00
tblVehicleEF	MH	3.2420e-003	4.0000e-003
tblVehicleEF	MH	0.03	0.09
tblVehicleEF	MH	9.1300e-004	0.00
tblVehicleEF	MH	0.87	0.00
tblVehicleEF	MH	0.06	0.00
tblVehicleEF	MH	0.39	0.00
tblVehicleEF	MH	0.08	0.07
tblVehicleEF	MH	0.02	0.00
tblVehicleEF	MH	0.30	0.00
tblVehicleEF	MH	0.01	9.1860e-003

tblVehicleEF	MH	6.6000e-004	0.00
tblVehicleEF	MH	0.87	0.00
tblVehicleEF	MH	0.06	0.00
tblVehicleEF	MH	0.39	0.00
tblVehicleEF	MH	0.10	0.08
tblVehicleEF	MH	0.02	0.00
tblVehicleEF	MH	0.32	0.00
tblVehicleEF	MH	0.02	3.2780e-003
tblVehicleEF	MH	0.02	0.00
tblVehicleEF	MH	1.86	0.30
tblVehicleEF	MH	4.82	0.00
tblVehicleEF	MH	1,104.65	971.72
tblVehicleEF	MH	57.12	0.00
tblVehicleEF	MH	1.24	3.57
tblVehicleEF	MH	0.01	0.02
tblVehicleEF	MH	0.03	0.09
tblVehicleEF	MH	9.9300e-004	0.00
tblVehicleEF	MH	3.2420e-003	4.0000e-003
tblVehicleEF	MH	0.03	0.09
tblVehicleEF	MH	9.1300e-004	0.00
tblVehicleEF	MH	1.17	0.00
tblVehicleEF	MH	0.06	0.00
tblVehicleEF	MH	0.52	0.00
tblVehicleEF	MH	0.08	0.07
tblVehicleEF	MH	0.02	0.00
tblVehicleEF	MH	0.28	0.00
tblVehicleEF	MH	0.01	9.1860e-003

tblVehicleEF	MH	6.5500e-004	0.00
tblVehicleEF	MH	1.17	0.00
tblVehicleEF	MH	0.06	0.00
tblVehicleEF	MH	0.52	0.00
tblVehicleEF	MH	0.11	0.08
tblVehicleEF	MH	0.02	0.00
tblVehicleEF	MH	0.31	0.00
tblVehicleEF	MH	0.02	3.2780e-003
tblVehicleEF	MH	0.02	0.00
tblVehicleEF	MH	1.80	0.30
tblVehicleEF	MH	5.12	0.00
tblVehicleEF	MH	1,104.65	971.72
tblVehicleEF	MH	57.12	0.00
tblVehicleEF	MH	1.31	3.70
tblVehicleEF	MH	0.01	0.02
tblVehicleEF	MH	0.03	0.09
tblVehicleEF	MH	9.9300e-004	0.00
tblVehicleEF	MH	3.2420e-003	4.0000e-003
tblVehicleEF	MH	0.03	0.09
tblVehicleEF	MH	9.1300e-004	0.00
tblVehicleEF	MH	0.96	0.00
tblVehicleEF	MH	0.07	0.00
tblVehicleEF	MH	0.40	0.00
tblVehicleEF	MH	0.07	0.07
tblVehicleEF	MH	0.02	0.00
tblVehicleEF	MH	0.30	0.00
tblVehicleEF	MH	0.01	9.1860e-003

tblVehicleEF	MH	6.6000e-004	0.00
tblVehicleEF	MH	0.96	0.00
tblVehicleEF	MH	0.07	0.00
tblVehicleEF	MH	0.40	0.00
tblVehicleEF	MH	0.10	0.08
tblVehicleEF	MH	0.02	0.00
tblVehicleEF	MH	0.33	0.00
tblVehicleEF	MHD	0.02	4.8200e-003
tblVehicleEF	MHD	3.6730e-003	3.4120e-003
tblVehicleEF	MHD	0.05	0.01
tblVehicleEF	MHD	0.35	0.38
tblVehicleEF	MHD	0.30	0.34
tblVehicleEF	MHD	5.52	1.25
tblVehicleEF	MHD	143.56	55.50
tblVehicleEF	MHD	1,140.06	1,052.30
tblVehicleEF	MHD	59.06	12.60
tblVehicleEF	MHD	0.51	0.35
tblVehicleEF	MHD	1.09	1.42
tblVehicleEF	MHD	1.9500e-004	8.6400e-004
tblVehicleEF	MHD	5.0030e-003	0.03
tblVehicleEF	MHD	7.5000e-004	1.1600e-004
tblVehicleEF	MHD	1.8700e-004	8.2600e-004
tblVehicleEF	MHD	4.7840e-003	0.03
tblVehicleEF	MHD	6.9000e-004	1.0700e-004
tblVehicleEF	MHD	1.0560e-003	4.7900e-004
tblVehicleEF	MHD	0.04	0.02
tblVehicleEF	MHD	0.02	0.02

tblVehicleEF	MHD	7.0400e-004	3.3300e-004
tblVehicleEF	MHD	0.04	0.05
tblVehicleEF	MHD	0.02	0.10
tblVehicleEF	MHD	0.34	0.06
tblVehicleEF	MHD	1.3810e-003	5.2800e-004
tblVehicleEF	MHD	0.01	0.01
tblVehicleEF	MHD	6.8700e-004	1.2500e-004
tblVehicleEF	MHD	1.0560e-003	4.7900e-004
tblVehicleEF	MHD	0.04	0.02
tblVehicleEF	MHD	0.03	0.03
tblVehicleEF	MHD	7.0400e-004	3.3300e-004
tblVehicleEF	MHD	0.05	0.06
tblVehicleEF	MHD	0.02	0.10
tblVehicleEF	MHD	0.37	0.06
tblVehicleEF	MHD	0.01	4.5660e-003
tblVehicleEF	MHD	3.7140e-003	3.4420e-003
tblVehicleEF	MHD	0.05	0.01
tblVehicleEF	MHD	0.25	0.31
tblVehicleEF	MHD	0.30	0.35
tblVehicleEF	MHD	5.26	1.19
tblVehicleEF	MHD	152.06	56.12
tblVehicleEF	MHD	1,140.06	1,052.30
tblVehicleEF	MHD	59.06	12.50
tblVehicleEF	MHD	0.53	0.35
tblVehicleEF	MHD	1.03	1.34
tblVehicleEF	MHD	1.6400e-004	7.3000e-004
tblVehicleEF	MHD	5.0030e-003	0.03

tblVehicleEF	MHD	7.5000e-004	1.1600e-004
tblVehicleEF	MHD	1.5700e-004	6.9900e-004
tblVehicleEF	MHD	4.7840e-003	0.03
tblVehicleEF	MHD	6.9000e-004	1.0700e-004
tblVehicleEF	MHD	1.4900e-003	6.7700e-004
tblVehicleEF	MHD	0.04	0.02
tblVehicleEF	MHD	0.02	0.02
tblVehicleEF	MHD	9.7000e-004	4.5800e-004
tblVehicleEF	MHD	0.04	0.05
tblVehicleEF	MHD	0.02	0.09
tblVehicleEF	MHD	0.33	0.06
tblVehicleEF	MHD	1.4610e-003	5.3400e-004
tblVehicleEF	MHD	0.01	0.01
tblVehicleEF	MHD	6.8300e-004	1.2400e-004
tblVehicleEF	MHD	1.4900e-003	6.7700e-004
tblVehicleEF	MHD	0.04	0.02
tblVehicleEF	MHD	0.03	0.03
tblVehicleEF	MHD	9.7000e-004	4.5800e-004
tblVehicleEF	MHD	0.05	0.06
tblVehicleEF	MHD	0.02	0.09
tblVehicleEF	MHD	0.36	0.06
tblVehicleEF	MHD	0.02	5.1860e-003
tblVehicleEF	MHD	3.6600e-003	3.4020e-003
tblVehicleEF	MHD	0.05	0.01
tblVehicleEF	MHD	0.48	0.49
tblVehicleEF	MHD	0.30	0.34
tblVehicleEF	MHD	5.56	1.26

tblVehicleEF	MHD	131.82	54.65
tblVehicleEF	MHD	1,140.06	1,052.29
tblVehicleEF	MHD	59.06	12.62
tblVehicleEF	MHD	0.49	0.36
tblVehicleEF	MHD	1.07	1.39
tblVehicleEF	MHD	2.3700e-004	1.0480e-003
tblVehicleEF	MHD	5.0030e-003	0.03
tblVehicleEF	MHD	7.5000e-004	1.1600e-004
tblVehicleEF	MHD	2.2700e-004	1.0030e-003
tblVehicleEF	MHD	4.7840e-003	0.03
tblVehicleEF	MHD	6.9000e-004	1.0700e-004
tblVehicleEF	MHD	1.0870e-003	4.8400e-004
tblVehicleEF	MHD	0.05	0.02
tblVehicleEF	MHD	0.03	0.02
tblVehicleEF	MHD	7.1300e-004	3.3300e-004
tblVehicleEF	MHD	0.04	0.05
tblVehicleEF	MHD	0.02	0.11
tblVehicleEF	MHD	0.34	0.06
tblVehicleEF	MHD	1.2710e-003	5.2000e-004
tblVehicleEF	MHD	0.01	0.01
tblVehicleEF	MHD	6.8800e-004	1.2500e-004
tblVehicleEF	MHD	1.0870e-003	4.8400e-004
tblVehicleEF	MHD	0.05	0.02
tblVehicleEF	MHD	0.04	0.03
tblVehicleEF	MHD	7.1300e-004	3.3300e-004
tblVehicleEF	MHD	0.05	0.06
tblVehicleEF	MHD	0.02	0.11

tblVehicleEF	MHD	0.37	0.07
tblVehicleEF	OBUS	0.01	8.7820e-003
tblVehicleEF	OBUS	7.3650e-003	6.7550e-003
tblVehicleEF	OBUS	0.03	0.02
tblVehicleEF	OBUS	0.27	0.54
tblVehicleEF	OBUS	0.51	0.78
tblVehicleEF	OBUS	5.29	2.38
tblVehicleEF	OBUS	84.12	81.35
tblVehicleEF	OBUS	1,220.51	1,388.32
tblVehicleEF	OBUS	69.46	20.04
tblVehicleEF	OBUS	0.36	0.38
tblVehicleEF	OBUS	1.28	1.36
tblVehicleEF	OBUS	8.0000e-005	6.6700e-004
tblVehicleEF	OBUS	6.2990e-003	0.02
tblVehicleEF	OBUS	8.5700e-004	1.9900e-004
tblVehicleEF	OBUS	7.7000e-005	6.3800e-004
tblVehicleEF	OBUS	6.0080e-003	0.01
tblVehicleEF	OBUS	7.8800e-004	1.8300e-004
tblVehicleEF	OBUS	1.3980e-003	1.8310e-003
tblVehicleEF	OBUS	0.02	0.02
tblVehicleEF	OBUS	0.04	0.05
tblVehicleEF	OBUS	7.5900e-004	9.7700e-004
tblVehicleEF	OBUS	0.05	0.06
tblVehicleEF	OBUS	0.04	0.23
tblVehicleEF	OBUS	0.33	0.12
tblVehicleEF	OBUS	8.1500e-004	7.7500e-004
tblVehicleEF	OBUS	0.01	0.01

tblVehicleEF	OBUS	7.8700e-004	1.9800e-004
tblVehicleEF	OBUS	1.3980e-003	1.8310e-003
tblVehicleEF	OBUS	0.02	0.02
tblVehicleEF	OBUS	0.05	0.07
tblVehicleEF	OBUS	7.5900e-004	9.7700e-004
tblVehicleEF	OBUS	0.06	0.07
tblVehicleEF	OBUS	0.04	0.23
tblVehicleEF	OBUS	0.36	0.13
tblVehicleEF	OBUS	0.01	8.8340e-003
tblVehicleEF	OBUS	7.4870e-003	6.8750e-003
tblVehicleEF	OBUS	0.03	0.02
tblVehicleEF	OBUS	0.26	0.53
tblVehicleEF	OBUS	0.52	0.79
tblVehicleEF	OBUS	5.02	2.26
tblVehicleEF	OBUS	88.10	81.25
tblVehicleEF	OBUS	1,220.51	1,388.34
tblVehicleEF	OBUS	69.46	19.83
tblVehicleEF	OBUS	0.37	0.37
tblVehicleEF	OBUS	1.20	1.28
tblVehicleEF	OBUS	6.8000e-005	5.6700e-004
tblVehicleEF	OBUS	6.2990e-003	0.02
tblVehicleEF	OBUS	8.5700e-004	1.9900e-004
tblVehicleEF	OBUS	6.5000e-005	5.4200e-004
tblVehicleEF	OBUS	6.0080e-003	0.01
tblVehicleEF	OBUS	7.8800e-004	1.8300e-004
tblVehicleEF	OBUS	1.9250e-003	2.5060e-003
tblVehicleEF	OBUS	0.02	0.02

tblVehicleEF	OBUS	0.04	0.05
tblVehicleEF	OBUS	1.0420e-003	1.3300e-003
tblVehicleEF	OBUS	0.05	0.06
tblVehicleEF	OBUS	0.04	0.22
tblVehicleEF	OBUS	0.32	0.11
tblVehicleEF	OBUS	8.5300e-004	7.7400e-004
tblVehicleEF	OBUS	0.01	0.01
tblVehicleEF	OBUS	7.8300e-004	1.9600e-004
tblVehicleEF	OBUS	1.9250e-003	2.5060e-003
tblVehicleEF	OBUS	0.02	0.02
tblVehicleEF	OBUS	0.05	0.07
tblVehicleEF	OBUS	1.0420e-003	1.3300e-003
tblVehicleEF	OBUS	0.06	0.07
tblVehicleEF	OBUS	0.04	0.22
tblVehicleEF	OBUS	0.35	0.12
tblVehicleEF	OBUS	0.01	8.7300e-003
tblVehicleEF	OBUS	7.3280e-003	6.7200e-003
tblVehicleEF	OBUS	0.03	0.02
tblVehicleEF	OBUS	0.29	0.56
tblVehicleEF	OBUS	0.51	0.77
tblVehicleEF	OBUS	5.33	2.40
tblVehicleEF	OBUS	78.61	81.50
tblVehicleEF	OBUS	1,220.51	1,388.31
tblVehicleEF	OBUS	69.46	20.07
tblVehicleEF	OBUS	0.34	0.39
tblVehicleEF	OBUS	1.25	1.34
tblVehicleEF	OBUS	9.8000e-005	8.0600e-004

tblVehicleEF	OBUS	6.2990e-003	0.02
tblVehicleEF	OBUS	8.5700e-004	1.9900e-004
tblVehicleEF	OBUS	9.4000e-005	7.7100e-004
tblVehicleEF	OBUS	6.0080e-003	0.01
tblVehicleEF	OBUS	7.8800e-004	1.8300e-004
tblVehicleEF	OBUS	1.4220e-003	1.8770e-003
tblVehicleEF	OBUS	0.02	0.02
tblVehicleEF	OBUS	0.04	0.05
tblVehicleEF	OBUS	7.5400e-004	9.7800e-004
tblVehicleEF	OBUS	0.05	0.06
tblVehicleEF	OBUS	0.04	0.24
tblVehicleEF	OBUS	0.33	0.12
tblVehicleEF	OBUS	7.6200e-004	7.7600e-004
tblVehicleEF	OBUS	0.01	0.01
tblVehicleEF	OBUS	7.8800e-004	1.9900e-004
tblVehicleEF	OBUS	1.4220e-003	1.8770e-003
tblVehicleEF	OBUS	0.02	0.02
tblVehicleEF	OBUS	0.05	0.07
tblVehicleEF	OBUS	7.5400e-004	9.7800e-004
tblVehicleEF	OBUS	0.06	0.07
tblVehicleEF	OBUS	0.04	0.24
tblVehicleEF	OBUS	0.37	0.13
tblVehicleEF	SBUS	0.85	0.08
tblVehicleEF	SBUS	0.02	0.01
tblVehicleEF	SBUS	0.08	7.5320e-003
tblVehicleEF	SBUS	8.26	2.97
tblVehicleEF	SBUS	1.11	0.97

tblVehicleEF	SBUS	9.29	1.05
tblVehicleEF	SBUS	1,115.75	357.72
tblVehicleEF	SBUS	1,081.97	1,111.78
tblVehicleEF	SBUS	55.54	6.09
tblVehicleEF	SBUS	9.10	3.71
tblVehicleEF	SBUS	4.28	5.92
tblVehicleEF	SBUS	9.2310e-003	5.6820e-003
tblVehicleEF	SBUS	0.01	0.01
tblVehicleEF	SBUS	0.02	0.04
tblVehicleEF	SBUS	9.5800e-004	6.8000e-005
tblVehicleEF	SBUS	8.8310e-003	5.4370e-003
tblVehicleEF	SBUS	2.6720e-003	2.6450e-003
tblVehicleEF	SBUS	0.02	0.04
tblVehicleEF	SBUS	8.8100e-004	6.2000e-005
tblVehicleEF	SBUS	3.4880e-003	1.1160e-003
tblVehicleEF	SBUS	0.04	0.01
tblVehicleEF	SBUS	0.99	0.36
tblVehicleEF	SBUS	1.9230e-003	5.9300e-004
tblVehicleEF	SBUS	0.12	0.13
tblVehicleEF	SBUS	0.02	0.06
tblVehicleEF	SBUS	0.49	0.04
tblVehicleEF	SBUS	0.01	3.4160e-003
tblVehicleEF	SBUS	0.01	0.01
tblVehicleEF	SBUS	7.1600e-004	6.0000e-005
tblVehicleEF	SBUS	3.4880e-003	1.1160e-003
tblVehicleEF	SBUS	0.04	0.01
tblVehicleEF	SBUS	1.43	0.51

tblVehicleEF	SBUS	1.9230e-003	5.9300e-004
tblVehicleEF	SBUS	0.15	0.15
tblVehicleEF	SBUS	0.02	0.06
tblVehicleEF	SBUS	0.53	0.05
tblVehicleEF	SBUS	0.85	0.08
tblVehicleEF	SBUS	0.02	0.01
tblVehicleEF	SBUS	0.07	6.7680e-003
tblVehicleEF	SBUS	8.14	2.93
tblVehicleEF	SBUS	1.13	0.98
tblVehicleEF	SBUS	7.67	0.87
tblVehicleEF	SBUS	1,165.76	368.34
tblVehicleEF	SBUS	1,081.97	1,111.81
tblVehicleEF	SBUS	55.54	5.78
tblVehicleEF	SBUS	9.39	3.81
tblVehicleEF	SBUS	4.04	5.59
tblVehicleEF	SBUS	7.7820e-003	4.7960e-003
tblVehicleEF	SBUS	0.01	0.01
tblVehicleEF	SBUS	0.02	0.04
tblVehicleEF	SBUS	9.5800e-004	6.8000e-005
tblVehicleEF	SBUS	7.4450e-003	4.5880e-003
tblVehicleEF	SBUS	2.6720e-003	2.6450e-003
tblVehicleEF	SBUS	0.02	0.04
tblVehicleEF	SBUS	8.8100e-004	6.2000e-005
tblVehicleEF	SBUS	4.7790e-003	1.5260e-003
tblVehicleEF	SBUS	0.04	0.01
tblVehicleEF	SBUS	0.98	0.36
tblVehicleEF	SBUS	2.6310e-003	8.0900e-004

tblVehicleEF	SBUS	0.12	0.13
tblVehicleEF	SBUS	0.01	0.06
tblVehicleEF	SBUS	0.44	0.04
tblVehicleEF	SBUS	0.01	3.5160e-003
tblVehicleEF	SBUS	0.01	0.01
tblVehicleEF	SBUS	6.8900e-004	5.7000e-005
tblVehicleEF	SBUS	4.7790e-003	1.5260e-003
tblVehicleEF	SBUS	0.04	0.01
tblVehicleEF	SBUS	1.42	0.51
tblVehicleEF	SBUS	2.6310e-003	8.0900e-004
tblVehicleEF	SBUS	0.15	0.16
tblVehicleEF	SBUS	0.01	0.06
tblVehicleEF	SBUS	0.48	0.04
tblVehicleEF	SBUS	0.85	0.08
tblVehicleEF	SBUS	0.02	0.01
tblVehicleEF	SBUS	0.08	7.6420e-003
tblVehicleEF	SBUS	8.41	3.03
tblVehicleEF	SBUS	1.10	0.96
tblVehicleEF	SBUS	9.44	1.07
tblVehicleEF	SBUS	1,046.68	343.05
tblVehicleEF	SBUS	1,081.97	1,111.77
tblVehicleEF	SBUS	55.54	6.12
tblVehicleEF	SBUS	8.70	3.57
tblVehicleEF	SBUS	4.20	5.82
tblVehicleEF	SBUS	0.01	6.9070e-003
tblVehicleEF	SBUS	0.01	0.01
tblVehicleEF	SBUS	0.02	0.04

tblVehicleEF	SBUS	9.5800e-004	6.8000e-005
tblVehicleEF	SBUS	0.01	6.6080e-003
tblVehicleEF	SBUS	2.6720e-003	2.6450e-003
tblVehicleEF	SBUS	0.02	0.04
tblVehicleEF	SBUS	8.8100e-004	6.2000e-005
tblVehicleEF	SBUS	3.4800e-003	1.1270e-003
tblVehicleEF	SBUS	0.04	0.01
tblVehicleEF	SBUS	0.99	0.36
tblVehicleEF	SBUS	1.8770e-003	5.7900e-004
tblVehicleEF	SBUS	0.12	0.13
tblVehicleEF	SBUS	0.02	0.08
tblVehicleEF	SBUS	0.49	0.04
tblVehicleEF	SBUS	0.01	3.2770e-003
tblVehicleEF	SBUS	0.01	0.01
tblVehicleEF	SBUS	7.1900e-004	6.1000e-005
tblVehicleEF	SBUS	3.4800e-003	1.1270e-003
tblVehicleEF	SBUS	0.04	0.01
tblVehicleEF	SBUS	1.43	0.51
tblVehicleEF	SBUS	1.8770e-003	5.7900e-004
tblVehicleEF	SBUS	0.15	0.15
tblVehicleEF	SBUS	0.02	0.08
tblVehicleEF	SBUS	0.54	0.05
tblVehicleEF	UBUS	1.81	5.27
tblVehicleEF	UBUS	0.07	0.04
tblVehicleEF	UBUS	8.43	41.16
tblVehicleEF	UBUS	12.59	1.81
tblVehicleEF	UBUS	1,815.92	2,086.92

tblVehicleEF	UBUS	135.00	22.69
tblVehicleEF	UBUS	4.36	0.48
tblVehicleEF	UBUS	0.53	0.08
tblVehicleEF	UBUS	0.01	0.03
tblVehicleEF	UBUS	0.03	2.8080e-003
tblVehicleEF	UBUS	1.2230e-003	4.4000e-005
tblVehicleEF	UBUS	0.23	0.03
tblVehicleEF	UBUS	3.0000e-003	7.5850e-003
tblVehicleEF	UBUS	0.03	2.6830e-003
tblVehicleEF	UBUS	1.1250e-003	4.1000e-005
tblVehicleEF	UBUS	5.9600e-003	2.9310e-003
tblVehicleEF	UBUS	0.09	0.04
tblVehicleEF	UBUS	3.5870e-003	2.0490e-003
tblVehicleEF	UBUS	0.47	0.08
tblVehicleEF	UBUS	0.03	0.24
tblVehicleEF	UBUS	0.94	0.15
tblVehicleEF	UBUS	8.6000e-003	4.3240e-003
tblVehicleEF	UBUS	1.5760e-003	2.2500e-004
tblVehicleEF	UBUS	5.9600e-003	2.9310e-003
tblVehicleEF	UBUS	0.09	0.04
tblVehicleEF	UBUS	3.5870e-003	2.0490e-003
tblVehicleEF	UBUS	2.34	5.39
tblVehicleEF	UBUS	0.03	0.24
tblVehicleEF	UBUS	1.03	0.17
tblVehicleEF	UBUS	1.81	5.27
tblVehicleEF	UBUS	0.06	0.03
tblVehicleEF	UBUS	8.48	41.16

tblVehicleEF	UBUS	11.11	1.61
tblVehicleEF	UBUS	1,815.92	2,086.92
tblVehicleEF	UBUS	135.00	22.33
tblVehicleEF	UBUS	4.09	0.47
tblVehicleEF	UBUS	0.53	0.08
tblVehicleEF	UBUS	0.01	0.03
tblVehicleEF	UBUS	0.03	2.8080e-003
tblVehicleEF	UBUS	1.2230e-003	4.4000e-005
tblVehicleEF	UBUS	0.23	0.03
tblVehicleEF	UBUS	3.0000e-003	7.5850e-003
tblVehicleEF	UBUS	0.03	2.6830e-003
tblVehicleEF	UBUS	1.1250e-003	4.1000e-005
tblVehicleEF	UBUS	7.9960e-003	4.0010e-003
tblVehicleEF	UBUS	0.09	0.04
tblVehicleEF	UBUS	4.7760e-003	2.7270e-003
tblVehicleEF	UBUS	0.48	0.08
tblVehicleEF	UBUS	0.03	0.21
tblVehicleEF	UBUS	0.87	0.14
tblVehicleEF	UBUS	8.6010e-003	4.3240e-003
tblVehicleEF	UBUS	1.5510e-003	2.2100e-004
tblVehicleEF	UBUS	7.9960e-003	4.0010e-003
tblVehicleEF	UBUS	0.09	0.04
tblVehicleEF	UBUS	4.7760e-003	2.7270e-003
tblVehicleEF	UBUS	2.34	5.39
tblVehicleEF	UBUS	0.03	0.21
tblVehicleEF	UBUS	0.95	0.16
tblVehicleEF	UBUS	1.81	5.27

tblVehicleEF	UBUS	0.07	0.04
tblVehicleEF	UBUS	8.41	41.16
tblVehicleEF	UBUS	12.84	1.85
tblVehicleEF	UBUS	1,815.92	2,086.92
tblVehicleEF	UBUS	135.00	22.76
tblVehicleEF	UBUS	4.27	0.48
tblVehicleEF	UBUS	0.53	0.08
tblVehicleEF	UBUS	0.01	0.03
tblVehicleEF	UBUS	0.03	2.8080e-003
tblVehicleEF	UBUS	1.2230e-003	4.4000e-005
tblVehicleEF	UBUS	0.23	0.03
tblVehicleEF	UBUS	3.0000e-003	7.5850e-003
tblVehicleEF	UBUS	0.03	2.6830e-003
tblVehicleEF	UBUS	1.1250e-003	4.1000e-005
tblVehicleEF	UBUS	6.6800e-003	2.7840e-003
tblVehicleEF	UBUS	0.11	0.04
tblVehicleEF	UBUS	3.7560e-003	1.9370e-003
tblVehicleEF	UBUS	0.47	0.08
tblVehicleEF	UBUS	0.04	0.29
tblVehicleEF	UBUS	0.95	0.16
tblVehicleEF	UBUS	8.6000e-003	4.3240e-003
tblVehicleEF	UBUS	1.5810e-003	2.2500e-004
tblVehicleEF	UBUS	6.6800e-003	2.7840e-003
tblVehicleEF	UBUS	0.11	0.04
tblVehicleEF	UBUS	3.7560e-003	1.9370e-003
tblVehicleEF	UBUS	2.33	5.39
tblVehicleEF	UBUS	0.04	0.29

tblVehicleEF	UBUS	1.05	0.17
tblVehicleTrips	CNW_TTP	41.00	0.00
tblVehicleTrips	CNW_TTP	41.00	0.00
tblVehicleTrips	CW_TL	16.60	40.00
tblVehicleTrips	CW_TL	16.60	40.00
tblVehicleTrips	CW_TTP	59.00	100.00
tblVehicleTrips	CW_TTP	59.00	100.00
tblVehicleTrips	DV_TP	5.00	0.00
tblVehicleTrips	DV_TP	5.00	0.00
tblVehicleTrips	PB_TP	3.00	0.00
tblVehicleTrips	PB_TP	3.00	0.00
tblVehicleTrips	PR_TP	92.00	100.00
tblVehicleTrips	PR_TP	92.00	100.00
tblVehicleTrips	ST_TR	1.68	0.69
tblVehicleTrips	ST_TR	1.68	0.38
tblVehicleTrips	SU_TR	1.68	0.69
tblVehicleTrips	SU_TR	1.68	0.38
tblVehicleTrips	WD_TR	1.68	0.69
tblVehicleTrips	WD_TR	1.68	0.38
tblWater	IndoorWaterUseRate	186,084,562.50	0.00
tblWater	IndoorWaterUseRate	186,084,562.50	13,281,620.00
tblWater	OutdoorWaterUseRate	0.00	2,742,610.00

2.0 Emissions Summary

2.1 Overall Construction

Unmitigated Construction

	ROG	NOx	CO	SO2	Fugitive PM10	Exhaust PM10	PM10 Total	Fugitive PM2.5	Exhaust PM2.5	PM2.5 Total	Bio- CO2	NBio- CO2	Total CO2	CH4	N2O	CO2e
Year	tons/yr										MT/yr					
2021	0.0000	0.0000	0.0000	0.0000	0.0000	0.0000	0.0000	0.0000	0.0000	0.0000	0.0000	0.0000	0.0000	0.0000	0.0000	0.0000
Maximum	**0.0000**	**0.0000**	**0.0000**	**0.0000**	**0.0000**	**0.0000**	**0.0000**	**0.0000**	**0.0000**	**0.0000**	**0.0000**	**0.0000**	**0.0000**	**0.0000**	**0.0000**	**0.0000**

Mitigated Construction

	ROG	NOx	CO	SO2	Fugitive PM10	Exhaust PM10	PM10 Total	Fugitive PM2.5	Exhaust PM2.5	PM2.5 Total	Bio- CO2	NBio- CO2	Total CO2	CH4	N2O	CO2e
Year	tons/yr										MT/yr					
2021	0.0000	0.0000	0.0000	0.0000	0.0000	0.0000	0.0000	0.0000	0.0000	0.0000	0.0000	0.0000	0.0000	0.0000	0.0000	0.0000
Maximum	**0.0000**	**0.0000**	**0.0000**	**0.0000**	**0.0000**	**0.0000**	**0.0000**	**0.0000**	**0.0000**	**0.0000**	**0.0000**	**0.0000**	**0.0000**	**0.0000**	**0.0000**	**0.0000**

	ROG	**NOx**	**CO**	**SO2**	**Fugitive PM10**	**Exhaust PM10**	**PM10 Total**	**Fugitive PM2.5**	**Exhaust PM2.5**	**PM2.5 Total**	**Bio- CO2**	**NBio-CO2**	**Total CO2**	**CH4**	**N20**	**CO2e**
Percent Reduction	**0.00**	**0.00**	**0.00**	**0.00**	**0.00**	**0.00**	**0.00**	**0.00**	**0.00**	**0.00**	**0.00**	**0.00**	**0.00**	**0.00**	**0.00**	**0.00**

Quarter	Start Date	End Date	Maximum Unmitigated ROG + NOX (tons/quarter)	Maximum Mitigated ROG + NOX (tons/quarter)
		Highest		

2.2 Overall Operational

Unmitigated Operational

	ROG	NOx	CO	SO2	Fugitive PM10	Exhaust PM10	PM10 Total	Fugitive PM2.5	Exhaust PM2.5	PM2.5 Total	Bio- CO2	NBio- CO2	Total CO2	CH4	N2O	CO2e
Category	tons/yr										MT/yr					
Area	6.6655	4.2000e-004	0.0458	0.0000		1.6000e-004	1.6000e-004		1.6000e-004	1.6000e-004	0.0000	0.0890	0.0890	2.3000e-004	0.0000	0.0948
Energy	0.0149	0.1353	0.1137	8.1000e-004		0.0103	0.0103		0.0103	0.0103	0.0000	6,550.5349	6,550.5349	0.2672	0.0574	6,574.3180
Mobile	0.9929	39.2402	9.9213	0.1527	5.3930	0.2988	5.6919	1.5069	0.2858	1.7927	0.0000	15,357.9767	15,357.9767	1.1597	0.0000	15,386.9698
Offroad	0.1336	1.3881	0.8307	3.4700e-003		0.0479	0.0479		0.0441	0.0441	0.0000	304.7529	304.7529	0.0986	0.0000	307.2170
Waste						0.0000	0.0000		0.0000	0.0000	307.0888	0.0000	307.0888	18.1484	0.0000	760.7995
Water						0.0000	0.0000		0.0000	0.0000	4.2137	64.8109	69.0246	0.4355	0.0108	83.1212
Total	**7.8069**	**40.7640**	**10.9114**	**0.1570**	**5.3930**	**0.3572**	**5.7502**	**1.5069**	**0.3403**	**1.8472**	**311.3024**	**22,278.1644**	**22,589.4668**	**20.1096**	**0.0682**	**23,112.5203**

2.2 Overall Operational

Mitigated Operational

	ROG	NOx	CO	SO2	Fugitive PM10	Exhaust PM10	PM10 Total	Fugitive PM2.5	Exhaust PM2.5	PM2.5 Total	Bio- CO2	NBio- CO2	Total CO2	CH4	N2O	CO2e
Category	tons/yr										MT/yr					
Area	6.6655	4.2000e-004	0.0458	0.0000		1.6000e-004	1.6000e-004		1.6000e-004	1.6000e-004	0.0000	0.0890	0.0890	2.3000e-004	0.0000	0.0948
Energy	0.0149	0.1353	0.1137	8.1000e-004		0.0103	0.0103		0.0103	0.0103	0.0000	6,550.5349	6,550.5349	0.2672	0.0574	6,574.3180
Mobile	0.9929	39.2402	9.9213	0.1527	5.3930	0.2988	5.6919	1.5069	0.2858	1.7927	0.0000	15,357.9767	15,357.9767	1.1597	0.0000	15,386.9698
Offroad	0.1336	1.3881	0.8307	3.4700e-003		0.0479	0.0479		0.0441	0.0441	0.0000	304.7529	304.7529	0.0986	0.0000	307.2170
Waste						0.0000	0.0000		0.0000	0.0000	307.0888	0.0000	307.0888	18.1484	0.0000	760.7995
Water						0.0000	0.0000		0.0000	0.0000	4.2137	64.8109	69.0246	0.4355	0.0108	83.1212
Total	**7.8069**	**40.7640**	**10.9114**	**0.1570**	**5.3930**	**0.3572**	**5.7502**	**1.5069**	**0.3403**	**1.8472**	**311.3024**	**22,278.1644**	**22,589.4668**	**20.1096**	**0.0682**	**23,112.5203**

	ROG	**NOx**	**CO**	**SO2**	**Fugitive PM10**	**Exhaust PM10**	**PM10 Total**	**Fugitive PM2.5**	**Exhaust PM2.5**	**PM2.5 Total**	**Bio- CO2**	**NBio-CO2**	**Total CO2**	**CH4**	**N20**	**CO2e**
Percent Reduction	**0.00**	**0.00**	**0.00**	**0.00**	**0.00**	**0.00**	**0.00**	**0.00**	**0.00**	**0.00**	**0.00**	**0.00**	**0.00**	**0.00**	**0.00**	**0.00**

3.0 Construction Detail

Construction Phase

Phase Number	Phase Name	Phase Type	Start Date	End Date	Num Days Week	Num Days	Phase Description
1	Demolition	Demolition	4/2/2021	4/1/2021	5	0	

Acres of Grading (Site Preparation Phase): 0

Acres of Grading (Grading Phase): 0

Acres of Paving: 29.16

Residential Indoor: 0; Residential Outdoor: 0; Non-Residential Indoor: 0; Non-Residential Outdoor: 0; Striped Parking Area: 0 (Architectural Coating – sqft)

OffRoad Equipment

Phase Name	Offroad Equipment Type	Amount	Usage Hours	Horse Power	Load Factor
Demolition	Concrete/Industrial Saws	0	8.00	81	0.73
Demolition	Excavators	0	8.00	158	0.38
Demolition	Rubber Tired Dozers	0	8.00	247	0.40

Trips and VMT

Phase Name	Offroad Equipment Count	Worker Trip Number	Vendor Trip Number	Hauling Trip Number	Worker Trip Length	Vendor Trip Length	Hauling Trip Length	Worker Vehicle Class	Vendor Vehicle Class	Hauling Vehicle Class
Demolition	0	0.00	0.00	0.00	14.70	6.90	20.00	LD_Mix	HDT_Mix	HHDT

3.1 Mitigation Measures Construction

3.2 Demolition - 2021

Unmitigated Construction On-Site

	ROG	NOx	CO	SO2	Fugitive PM10	Exhaust PM10	PM10 Total	Fugitive PM2.5	Exhaust PM2.5	PM2.5 Total	Bio- CO2	NBio- CO2	Total CO2	CH4	N2O	CO2e
Category	tons/yr										MT/yr					
Off-Road	0.0000	0.0000	0.0000	0.0000	0.0000	0.0000	0.0000	0.0000	0.0000	0.0000	0.0000	0.0000	0.0000	0.0000	0.0000	0.0000
Total	**0.0000**	**0.0000**	**0.0000**	**0.0000**	**0.0000**	**0.0000**	**0.0000**	**0.0000**	**0.0000**	**0.0000**	**0.0000**	**0.0000**	**0.0000**	**0.0000**	**0.0000**	**0.0000**

Unmitigated Construction Off-Site

	ROG	NOx	CO	SO2	Fugitive PM10	Exhaust PM10	PM10 Total	Fugitive PM2.5	Exhaust PM2.5	PM2.5 Total	Bio- CO2	NBio- CO2	Total CO2	CH4	N2O	CO2e
Category	tons/yr										MT/yr					
Hauling	0.0000	0.0000	0.0000	0.0000	0.0000	0.0000	0.0000	0.0000	0.0000	0.0000	0.0000	0.0000	0.0000	0.0000	0.0000	0.0000
Vendor	0.0000	0.0000	0.0000	0.0000	0.0000	0.0000	0.0000	0.0000	0.0000	0.0000	0.0000	0.0000	0.0000	0.0000	0.0000	0.0000
Worker	0.0000	0.0000	0.0000	0.0000	0.0000	0.0000	0.0000	0.0000	0.0000	0.0000	0.0000	0.0000	0.0000	0.0000	0.0000	0.0000
Total	**0.0000**	**0.0000**	**0.0000**	**0.0000**	**0.0000**	**0.0000**	**0.0000**	**0.0000**	**0.0000**	**0.0000**	**0.0000**	**0.0000**	**0.0000**	**0.0000**	**0.0000**	**0.0000**

3.2 Demolition - 2021

Mitigated Construction On-Site

	ROG	NOx	CO	SO2	Fugitive PM10	Exhaust PM10	PM10 Total	Fugitive PM2.5	Exhaust PM2.5	PM2.5 Total	Bio- CO2	NBio- CO2	Total CO2	CH4	N2O	CO2e
Category	tons/yr										MT/yr					
Off-Road	0.0000	0.0000	0.0000	0.0000	0.0000	0.0000	0.0000	0.0000	0.0000	0.0000	0.0000	0.0000	0.0000	0.0000	0.0000	0.0000
Total	**0.0000**	**0.0000**	**0.0000**	**0.0000**	**0.0000**	**0.0000**	**0.0000**	**0.0000**	**0.0000**	**0.0000**	**0.0000**	**0.0000**	**0.0000**	**0.0000**	**0.0000**	**0.0000**

Mitigated Construction Off-Site

	ROG	NOx	CO	SO2	Fugitive PM10	Exhaust PM10	PM10 Total	Fugitive PM2.5	Exhaust PM2.5	PM2.5 Total	Bio- CO2	NBio- CO2	Total CO2	CH4	N2O	CO2e
Category	tons/yr										MT/yr					
Hauling	0.0000	0.0000	0.0000	0.0000	0.0000	0.0000	0.0000	0.0000	0.0000	0.0000	0.0000	0.0000	0.0000	0.0000	0.0000	0.0000
Vendor	0.0000	0.0000	0.0000	0.0000	0.0000	0.0000	0.0000	0.0000	0.0000	0.0000	0.0000	0.0000	0.0000	0.0000	0.0000	0.0000
Worker	0.0000	0.0000	0.0000	0.0000	0.0000	0.0000	0.0000	0.0000	0.0000	0.0000	0.0000	0.0000	0.0000	0.0000	0.0000	0.0000
Total	**0.0000**	**0.0000**	**0.0000**	**0.0000**	**0.0000**	**0.0000**	**0.0000**	**0.0000**	**0.0000**	**0.0000**	**0.0000**	**0.0000**	**0.0000**	**0.0000**	**0.0000**	**0.0000**

4.0 Operational Detail - Mobile

4.1 Mitigation Measures Mobile

	ROG	NOx	CO	SO2	Fugitive PM10	Exhaust PM10	PM10 Total	Fugitive PM2.5	Exhaust PM2.5	PM2.5 Total	Bio- CO2	NBio- CO2	Total CO2	CH4	N2O	CO2e
Category	tons/yr										MT/yr					
Mitigated	0.9929	39.2402	9.9213	0.1527	5.3930	0.2988	5.6919	1.5069	0.2858	1.7927	0.0000	15,357.9767	15,357.9767	1.1597	0.0000	15,386.9698
Unmitigated	0.9929	39.2402	9.9213	0.1527	5.3930	0.2988	5.6919	1.5069	0.2858	1.7927	0.0000	15,357.9767	15,357.9767	1.1597	0.0000	15,386.9698

4.2 Trip Summary Information

	Average Daily Trip Rate			Unmitigated	Mitigated
Land Use	Weekday	Saturday	Sunday	Annual VMT	Annual VMT
Other Asphalt Surfaces	0.00	0.00	0.00		
Parking Lot	0.00	0.00	0.00		
Refrigerated Warehouse-No Rail	552.02	552.02	552.02	8,037,392	8,037,392
Unrefrigerated Warehouse-No Rail	306.02	306.02	306.02	4,455,715	4,455,715
Total	858.04	858.04	858.04	12,493,107	12,493,107

4.3 Trip Type Information

	Miles			Trip %			Trip Purpose %		
Land Use	H-W or C-W	H-S or C-C	H-O or C-NW	H-W or C-W	H-S or C-C	H-O or C-NW	Primary	Diverted	Pass-by
Other Asphalt Surfaces	16.60	8.40	6.90	0.00	0.00	0.00	0	0	0
Parking Lot	16.60	8.40	6.90	0.00	0.00	0.00	0	0	0
Refrigerated Warehouse-No Rail	40.00	8.40	6.90	100.00	0.00	0.00	100	0	0
Unrefrigerated Warehouse-No Rail	40.00	8.40	6.90	100.00	0.00	0.00	100	0	0

4.4 Fleet Mix

Land Use	LDA	LDT1	LDT2	MDV	LHD1	LHD2	MHD	HHD	OBUS	UBUS	MCY	SBUS	MH
Other Asphalt Surfaces	0.561378	0.043284	0.209473	0.111826	0.015545	0.005795	0.025829	0.017125	0.001747	0.001542	0.004926	0.000594	0.000934
Parking Lot	0.561378	0.043284	0.209473	0.111826	0.015545	0.005795	0.025829	0.017125	0.001747	0.001542	0.004926	0.000594	0.000934
Refrigerated Warehouse-No Rail	0.000000	0.000000	0.000000	0.000000	0.347800	0.000000	0.108700	0.543500	0.000000	0.000000	0.000000	0.000000	0.000000
Unrefrigerated Warehouse-No Rail	0.000000	0.000000	0.000000	0.000000	0.106200	0.000000	0.106200	0.787600	0.000000	0.000000	0.000000	0.000000	0.000000

5.0 Energy Detail

Historical Energy Use: N

5.1 Mitigation Measures Energy

	ROG	NOx	CO	SO2	Fugitive PM10	Exhaust PM10	PM10 Total	Fugitive PM2.5	Exhaust PM2.5	PM2.5 Total	Bio- CO2	NBio- CO2	Total CO2	CH4	N2O	CO2e
Category	tons/yr										MT/yr					
Electricity Mitigated						0.0000	0.0000		0.0000	0.0000	0.0000	6,403.2458	6,403.2458	0.2644	0.0547	6,426.1536
Electricity Unmitigated						0.0000	0.0000		0.0000	0.0000	0.0000	6,403.2458	6,403.2458	0.2644	0.0547	6,426.1536
NaturalGas Mitigated	0.0149	0.1353	0.1137	8.1000e-004		0.0103	0.0103		0.0103	0.0103	0.0000	147.2891	147.2891	2.8200e-003	2.7000e-003	148.1644
NaturalGas Unmitigated	0.0149	0.1353	0.1137	8.1000e-004		0.0103	0.0103		0.0103	0.0103	0.0000	147.2891	147.2891	2.8200e-003	2.7000e-003	148.1644

5.2 Energy by Land Use - NaturalGas

Unmitigated

	NaturalGas Use	ROG	NOx	CO	SO2	Fugitive PM10	Exhaust PM10	PM10 Total	Fugitive PM2.5	Exhaust PM2.5	PM2.5 Total	Bio- CO2	NBio- CO2	Total CO2	CH4	N2O	CO2e
Land Use	kBTU/yr	tons/yr										MT/yr					
Other Asphalt Surfaces	0	0.0000	0.0000	0.0000	0.0000		0.0000	0.0000		0.0000	0.0000	0.0000	0.0000	0.0000	0.0000	0.0000	0.0000
Parking Lot	0	0.0000	0.0000	0.0000	0.0000		0.0000	0.0000		0.0000	0.0000	0.0000	0.0000	0.0000	0.0000	0.0000	0.0000
Refrigerated Warehouse-No Rail	531097	2.8600e-003	0.0260	0.0219	1.6000e-004		1.9800e-003	1.9800e-003		1.9800e-003	1.9800e-003	0.0000	28.3413	28.3413	5.4000e-004	5.2000e-004	28.5098
Unrefrigerated Warehouse-No Rail	2.229e+006	0.0120	0.1093	0.0918	6.6000e-004		8.3000e-003	8.3000e-003		8.3000e-003	8.3000e-003	0.0000	118.9478	118.9478	2.2800e-003	2.1800e-003	119.6546
Total		**0.0149**	**0.1353**	**0.1137**	**8.2000e-004**		**0.0103**	**0.0103**		**0.0103**	**0.0103**	**0.0000**	**147.2891**	**147.2891**	**2.8200e-003**	**2.7000e-003**	**148.1644**

5.2 Energy by Land Use - NaturalGas

Mitigated

	NaturalGas Use	ROG	NOx	CO	SO2	Fugitive PM10	Exhaust PM10	PM10 Total	Fugitive PM2.5	Exhaust PM2.5	PM2.5 Total	Bio- CO2	NBio- CO2	Total CO2	CH4	N2O	CO2e
Land Use	kBTU/yr	tons/yr										MT/yr					
Other Asphalt Surfaces	0	0.0000	0.0000	0.0000	0.0000		0.0000	0.0000		0.0000	0.0000	0.0000	0.0000	0.0000	0.0000	0.0000	0.0000
Parking Lot	0	0.0000	0.0000	0.0000	0.0000		0.0000	0.0000		0.0000	0.0000	0.0000	0.0000	0.0000	0.0000	0.0000	0.0000
Refrigerated Warehouse-No Rail	531097	2.8600e-003	0.0260	0.0219	1.6000e-004		1.9800e-003	1.9800e-003		1.9800e-003	1.9800e-003	0.0000	28.3413	28.3413	5.4000e-004	5.2000e-004	28.5098
Unrefrigerated Warehouse-No Rail	2.229e+006	0.0120	0.1093	0.0918	6.6000e-004		8.3000e-003	8.3000e-003		8.3000e-003	8.3000e-003	0.0000	118.9478	118.9478	2.2800e-003	2.1800e-003	119.6546
Total		**0.0149**	**0.1353**	**0.1137**	**8.2000e-004**		**0.0103**	**0.0103**		**0.0103**	**0.0103**	**0.0000**	**147.2891**	**147.2891**	**2.8200e-003**	**2.7000e-003**	**148.1644**

5.3 Energy by Land Use - Electricity

Unmitigated

	Electricity Use	Total CO2	CH4	N2O	CO2e
Land Use	kWh/yr	MT/yr			
Other Asphalt Surfaces	0	0.0000	0.0000	0.0000	0.0000
Parking Lot	164500	52.4132	2.1600e-003	4.5000e-004	52.6007
Refrigerated Warehouse-No Rail	1.72043e+007	5,481.6633	0.2263	0.0468	5,501.2742
Unrefrigerated Warehouse-No Rail	2.72791e+006	869.1693	0.0359	7.4200e-003	872.2787
Total		**6,403.2458**	**0.2644**	**0.0547**	**6,426.1536**

5.3 Energy by Land Use - Electricity

Mitigated

	Electricity Use	Total CO2	CH4	N2O	CO2e
Land Use	kWh/yr	MT/yr			
Other Asphalt Surfaces	0	0.0000	0.0000	0.0000	0.0000
Parking Lot	164500	52.4132	2.1600e-003	4.5000e-004	52.6007
Refrigerated Warehouse-No Rail	1.72043e+007	5,481.6633	0.2263	0.0468	5,501.2742
Unrefrigerated Warehouse-No Rail	2.72791e+006	869.1693	0.0359	7.4200e-003	872.2787
Total		**6,403.2458**	**0.2644**	**0.0547**	**6,426.1536**

6.0 Area Detail

6.1 Mitigation Measures Area

	ROG	NOx	CO	SO2	Fugitive PM10	Exhaust PM10	PM10 Total	Fugitive PM2.5	Exhaust PM2.5	PM2.5 Total	Bio- CO2	NBio- CO2	Total CO2	CH4	N2O	CO2e
Category	tons/yr										MT/yr					
Mitigated	6.6655	4.2000e-004	0.0458	0.0000		1.6000e-004	1.6000e-004		1.6000e-004	1.6000e-004	0.0000	0.0890	0.0890	2.3000e-004	0.0000	0.0948
Unmitigated	6.6655	4.2000e-004	0.0458	0.0000		1.6000e-004	1.6000e-004		1.6000e-004	1.6000e-004	0.0000	0.0890	0.0890	2.3000e-004	0.0000	0.0948

6.2 Area by SubCategory

Unmitigated

	ROG	NOx	CO	SO2	Fugitive PM10	Exhaust PM10	PM10 Total	Fugitive PM2.5	Exhaust PM2.5	PM2.5 Total	Bio- CO2	NBio- CO2	Total CO2	CH4	N2O	CO2e
SubCategory	tons/yr										MT/yr					
Architectural Coating	0.7636					0.0000	0.0000		0.0000	0.0000	0.0000	0.0000	0.0000	0.0000	0.0000	0.0000
Consumer Products	5.8976					0.0000	0.0000		0.0000	0.0000	0.0000	0.0000	0.0000	0.0000	0.0000	0.0000
Landscaping	4.2600e-003	4.2000e-004	0.0458	0.0000		1.6000e-004	1.6000e-004		1.6000e-004	1.6000e-004	0.0000	0.0890	0.0890	2.3000e-004	0.0000	0.0948
Total	**6.6655**	**4.2000e-004**	**0.0458**	**0.0000**		**1.6000e-004**	**1.6000e-004**		**1.6000e-004**	**1.6000e-004**	**0.0000**	**0.0890**	**0.0890**	**2.3000e-004**	**0.0000**	**0.0948**

6.2 Area by SubCategory

Mitigated

	ROG	NOx	CO	SO2	Fugitive PM10	Exhaust PM10	PM10 Total	Fugitive PM2.5	Exhaust PM2.5	PM2.5 Total	Bio- CO2	NBio- CO2	Total CO2	CH4	N2O	CO2e
SubCategory	tons/yr										MT/yr					
Architectural Coating	0.7636					0.0000	0.0000		0.0000	0.0000	0.0000	0.0000	0.0000	0.0000	0.0000	0.0000
Consumer Products	5.8976					0.0000	0.0000		0.0000	0.0000	0.0000	0.0000	0.0000	0.0000	0.0000	0.0000
Landscaping	4.2600e-003	4.2000e-004	0.0458	0.0000		1.6000e-004	1.6000e-004		1.6000e-004	1.6000e-004	0.0000	0.0890	0.0890	2.3000e-004	0.0000	0.0948
Total	**6.6655**	**4.2000e-004**	**0.0458**	**0.0000**		**1.6000e-004**	**1.6000e-004**		**1.6000e-004**	**1.6000e-004**	**0.0000**	**0.0890**	**0.0890**	**2.3000e-004**	**0.0000**	**0.0948**

7.0 Water Detail

7.1 Mitigation Measures Water

	Total CO2	CH4	N2O	CO2e
Category	MT/yr			
Mitigated	69.0246	0.4355	0.0108	83.1212
Unmitigated	69.0246	0.4355	0.0108	83.1212

7.2 Water by Land Use

Unmitigated

	Indoor/Outdoor Use	Total CO2	CH4	N2O	CO2e
Land Use	Mgal	MT/yr			
Other Asphalt Surfaces	0 / 0	0.0000	0.0000	0.0000	0.0000
Parking Lot	0 / 0	0.0000	0.0000	0.0000	0.0000
Refrigerated Warehouse-No Rail	0 / 0	0.0000	0.0000	0.0000	0.0000
Unrefrigerated Warehouse-No Rail	13.2816 / 2.74261	69.0246	0.4355	0.0108	83.1212
Total		**69.0246**	**0.4355**	**0.0108**	**83.1212**

7.2 Water by Land Use

Mitigated

	Indoor/Outdoor Use	Total CO2	CH4	N2O	CO2e
Land Use	Mgal	MT/yr			
Other Asphalt Surfaces	0 / 0	0.0000	0.0000	0.0000	0.0000
Parking Lot	0 / 0	0.0000	0.0000	0.0000	0.0000
Refrigerated Warehouse-No Rail	0 / 0	0.0000	0.0000	0.0000	0.0000
Unrefrigerated Warehouse-No Rail	13.2816 / 2.74261	69.0246	0.4355	0.0108	83.1212
Total		**69.0246**	**0.4355**	**0.0108**	**83.1212**

8.0 Waste Detail

8.1 Mitigation Measures Waste

Category/Year

	Total CO2	CH4	N2O	CO2e
	MT/yr			
Mitigated	307.0888	18.1484	0.0000	760.7995
Unmitigated	307.0888	18.1484	0.0000	760.7995

8.2 Waste by Land Use

Unmitigated

	Waste Disposed	Total CO2	CH4	N2O	CO2e
Land Use	tons	MT/yr			
Other Asphalt Surfaces	0	0.0000	0.0000	0.0000	0.0000
Parking Lot	0	0.0000	0.0000	0.0000	0.0000
Refrigerated Warehouse-No Rail	756.41	153.5444	9.0742	0.0000	380.3997
Unrefrigerated Warehouse-No Rail	756.41	153.5444	9.0742	0.0000	380.3997
Total		**307.0888**	**18.1484**	**0.0000**	**760.7995**

8.2 Waste by Land Use

Mitigated

	Waste Disposed	Total CO2	CH4	N2O	CO2e
Land Use	tons	MT/yr			
Other Asphalt Surfaces	0	0.0000	0.0000	0.0000	0.0000
Parking Lot	0	0.0000	0.0000	0.0000	0.0000
Refrigerated Warehouse-No Rail	756.41	153.5444	9.0742	0.0000	380.3997
Unrefrigerated Warehouse-No Rail	756.41	153.5444	9.0742	0.0000	380.3997
Total		**307.0888**	**18.1484**	**0.0000**	**760.7995**

9.0 Operational Offroad

Equipment Type	Number	Hours/Day	Days/Year	Horse Power	Load Factor	Fuel Type
Tractors/Loaders/Backhoes	6	4.00	365	200	0.37	CNG

UnMitigated/Mitigated

	ROG	NOx	CO	SO2	Fugitive PM10	Exhaust PM10	PM10 Total	Fugitive PM2.5	Exhaust PM2.5	PM2.5 Total	Bio- CO2	NBio- CO2	Total CO2	CH4	N2O	CO2e
Equipment Type	tons/yr										MT/yr					
Tractors/Loaders/ Backhoes	0.1336	1.3881	0.8307	3.4700e-003		0.0479	0.0479		0.0441	0.0441	0.0000	304.7529	304.7529	0.0986	0.0000	307.2170
Total	**0.1336**	**1.3881**	**0.8307**	**3.4700e-003**		**0.0479**	**0.0479**		**0.0441**	**0.0441**	**0.0000**	**304.7529**	**304.7529**	**0.0986**	**0.0000**	**307.2170**

10.0 Stationary Equipment

Fire Pumps and Emergency Generators

Equipment Type	Number	Hours/Day	Hours/Year	Horse Power	Load Factor	Fuel Type

Boilers

Equipment Type	Number	Heat Input/Day	Heat Input/Year	Boiler Rating	Fuel Type

User Defined Equipment

Equipment Type	Number

11.0 Vegetation

This page intentionally left blank

APPENDIX 4.4:

EMFAC2017

EMFAC2017 (v1.0.2) Emissions Inventory
Region Type: County
Region: ORANGE
Calendar Year: 2021
Season: Annual
Vehicle Classification: EMFAC2007 Categories
Units: miles/day for VMT, trips/day for Trips, tons/day for Emissions, 1000 gallons/day for Fuel Consumption. Note 'day' in the unit is operation day.

Region	CalYr	VehClass	MdlYr	Speed	Fuel	Population	VMT	Fuel_Consumption	Fuel_Consumption	Total Fuel	VMT	Total VMT	Miles per Gallon	Vehicle Class
ORANGE	2021	HHDT	Aggregated	Aggregated	GAS	9.817535344	1000.457735	0.234511054	234.5110538	202998.2152	1000.457735	1259613.5	6.21	HHDT
ORANGE	2021	HHDT	Aggregated	Aggregated	DSL	10769.38522	1223413.181	186.9378692	186937.8692		1223413.181			
ORANGE	2021	HHDT	Aggregated	Aggregated	NG	864.7854825	35199.86136	15.825835	15825.835		35199.86136			
ORANGE	2021	LDA	Aggregated	Aggregated	GAS	1272194.252	49395344.62	1598.252893	1598252.893	1608097.773	49395344.62	50842925.48	31.62	LDA
ORANGE	2021	LDA	Aggregated	Aggregated	DSL	11968.50216	478206.5743	9.844879983	9844.879983		478206.5743			
ORANGE	2021	LDA	Aggregated	Aggregated	ELEC	24402.3541	969374.2917	0	0		969374.2917			
ORANGE	2021	LDT1	Aggregated	Aggregated	GAS	138088.6679	5154285.362	193.6872161	193687.2161	193729.9205	5154285.362	5185184.938	26.77	LDT1
ORANGE	2021	LDT1	Aggregated	Aggregated	DSL	52.53006429	1053.207272	0.042704415	42.70441488		1053.207272			
ORANGE	2021	LDT1	Aggregated	Aggregated	ELEC	736.4099521	29846.36824	0	0		29846.36824			
ORANGE	2021	LDT2	Aggregated	Aggregated	GAS	451361.7314	16989288.78	697.086435	697086.435	700420.407	16989288.78	17219505.05	24.58	LDT2
ORANGE	2021	LDT2	Aggregated	Aggregated	DSL	2682.916665	117528.5037	3.333972	3333.972		117528.5037			
ORANGE	2021	LDT2	Aggregated	Aggregated	ELEC	3387.284773	112687.7678	0	0		112687.7678			
ORANGE	2021	LHDT1	Aggregated	Aggregated	GAS	36469.93186	1349254.713	127.7637745	127763.7745	172059.0136	1349254.713	2293068.782	13.33	LHDT1
ORANGE	2021	LHDT1	Aggregated	Aggregated	DSL	22847.66428	943814.0687	44.29523914	44295.23914		943814.0687			
ORANGE	2021	LHDT2	Aggregated	Aggregated	GAS	6432.280162	228273.1716	24.87376132	24873.76132	43605.9843	228273.1716	588360.6777	13.49	LHDT2
ORANGE	2021	LHDT2	Aggregated	Aggregated	DSL	8869.193114	360087.5062	18.73222298	18732.22298		360087.5062			
ORANGE	2021	MCY	Aggregated	Aggregated	GAS	57618.81526	414997.9139	11.16260839	11162.60839	11162.60839	414997.9139	414997.9139	37.18	MCY
ORANGE	2021	MDV	Aggregated	Aggregated	GAS	313061.5155	11280043.77	570.838295	570838.295	580878.7289	11280043.77	11596769.05	19.96	MDV
ORANGE	2021	MDV	Aggregated	Aggregated	DSL	6526.199201	268374.8474	10.04043389	10040.43389		268374.8474			
ORANGE	2021	MDV	Aggregated	Aggregated	ELEC	1390.884605	48350.43346	0	0		48350.43346			
ORANGE	2021	MH	Aggregated	Aggregated	GAS	6951.392672	65646.83572	12.77547607	12775.47607	15527.60032	65646.83572	94187.84905	6.07	MH
ORANGE	2021	MH	Aggregated	Aggregated	DSL	2962.130067	28541.01333	2.752124257	2752.124257		28541.01333			
ORANGE	2021	MHDT	Aggregated	Aggregated	GAS	7541.153449	404522.6567	79.97840237	79978.40237	252941.4198	404522.6567	2224807.133	8.80	MHDT
ORANGE	2021	MHDT	Aggregated	Aggregated	DSL	28151.45987	1820284.477	172.9630175	172963.0175		1820284.477			
ORANGE	2021	OBUS	Aggregated	Aggregated	GAS	1004.319594	44567.4328	8.791910485	8791.910485	14379.47907	44567.4328	91201.87465	6.34	OBUS
ORANGE	2021	OBUS	Aggregated	Aggregated	DSL	626.2060636	46634.44185	5.587568583	5587.568583		46634.44185			
ORANGE	2021	SBUS	Aggregated	Aggregated	GAS	502.9339776	21212.30254	2.332297057	2332.297057	7855.047048	21212.30254	62076.96312	7.90	SBUS
ORANGE	2021	SBUS	Aggregated	Aggregated	DSL	1306.944821	40864.66059	5.52274999	5522.74999		40864.66059			
ORANGE	2021	UBUS	Aggregated	Aggregated	GAS	211.0170233	19935.56685	5.41802309	5418.02309	27094.02306	19935.56685	105939.2204	3.91	UBUS
ORANGE	2021	UBUS	Aggregated	Aggregated	DSL	0	0	0	0		0			
ORANGE	2021	UBUS	Aggregated	Aggregated	NG	742.5582597	86003.65359	21.67599997	21675.99997		86003.65359			

EMFAC2017 (v1.0.2) Emissions Inventory
Region Type: County
Region: ORANGE
Calendar Year: 2022
Season: Annual
Vehicle Classification: EMFAC2007 Categories
Units: miles/day for VMT, trips/day for Trips, tons/day for Emissions, 1000 gallons/day for Fuel Consumption. Note 'day' in the unit is operation day.

Region	CalYr	VehClass	MdlYr	Speed	Fuel	Population	VMT	Fuel_Consumption	Fuel_Consumption	Total Fuel	VMT	Total VMT	Miles per Gallon	Vehicle Class
ORANGE	2022	HHDT	Aggregated	Aggregated	GAS	9.612146044	1076.873786	0.244872884	244.8728842	202428.8278	1076.873786	1289637.417	6.37	HHDT
ORANGE	2022	HHDT	Aggregated	Aggregated	DSL	10986.32288	1250867.755	185.4812977	185481.2977		1250867.755			
ORANGE	2022	HHDT	Aggregated	Aggregated	NG	925.5580333	37692.78896	16.70265719	16702.65719		37692.78896			
ORANGE	2022	LDA	Aggregated	Aggregated	GAS	1295599.689	49671089.81	1564.655171	1564655.171	1574716.958	49671089.81	51320578.49	32.59	LDA
ORANGE	2022	LDA	Aggregated	Aggregated	DSL	12739.0078	501185.1456	10.06178735	10061.78735		501185.1456			
ORANGE	2022	LDA	Aggregated	Aggregated	ELEC	28393.86772	1148303.54	0	0		1148303.54			
ORANGE	2022	LDT1	Aggregated	Aggregated	GAS	142048.7173	5238638.572	192.1032237	192103.2237	192143.5101	5238638.572	5282915.72	27.49	LDT1
ORANGE	2022	LDT1	Aggregated	Aggregated	DSL	49.5183793	1010.879054	0.040286436	40.28643644		1010.879054			
ORANGE	2022	LDT1	Aggregated	Aggregated	ELEC	1032.066464	43266.26956	0	0		43266.26956			
ORANGE	2022	LDT2	Aggregated	Aggregated	GAS	455350.0099	16909367.12	671.2853684	671285.3684	674733.28	16909367.12	17177985.15	25.46	LDT2
ORANGE	2022	LDT2	Aggregated	Aggregated	DSL	2933.773502	124887.9477	3.447911648	3447.911648		124887.9477			
ORANGE	2022	LDT2	Aggregated	Aggregated	ELEC	4402.869216	143730.0815	0	0		143730.0815			
ORANGE	2022	LHDT1	Aggregated	Aggregated	GAS	36147.86941	1319671.421	123.791382	123791.382	169053.011	1319671.421	2297914.879	13.59	LHDT1
ORANGE	2022	LHDT1	Aggregated	Aggregated	DSL	24040.18403	978243.4579	45.2616289	45261.6289		978243.4579			
ORANGE	2022	LHDT2	Aggregated	Aggregated	GAS	6433.829843	225103.3004	24.30747932	24307.47932	43522.48914	225103.3004	599723.4727	13.78	LHDT2
ORANGE	2022	LHDT2	Aggregated	Aggregated	DSL	9390.080241	374620.1723	19.21500982	19215.00982		374620.1723			
ORANGE	2022	MCY	Aggregated	Aggregated	GAS	59324.20714	421008.6598	11.33048778	11330.48778	11330.48778	421008.6598	421008.6598	37.16	MCY
ORANGE	2022	MDV	Aggregated	Aggregated	GAS	313214.6089	11130322.04	546.4436615	546443.6615	556687.9908	11130322.04	11485665.09	20.63	MDV
ORANGE	2022	MDV	Aggregated	Aggregated	DSL	7004.701757	281488.2471	10.24432923	10244.32923		281488.2471			
ORANGE	2022	MDV	Aggregated	Aggregated	ELEC	2172.991185	73854.79623	0	0		73854.79623			
ORANGE	2022	MH	Aggregated	Aggregated	GAS	6865.363572	65025.63092	12.47967279	12479.67279	15203.18282	65025.63092	93555.23218	6.15	MH
ORANGE	2022	MH	Aggregated	Aggregated	DSL	3020.855236	28529.60126	2.723510025	2723.510025		28529.60126			
ORANGE	2022	MHDT	Aggregated	Aggregated	GAS	7524.246571	390927.133	76.68639152	76686.39152	247870.0222	390927.133	2253141.475	9.09	MHDT
ORANGE	2022	MHDT	Aggregated	Aggregated	DSL	28402.72547	1862214.342	171.1836306	171183.6306		1862214.342			
ORANGE	2022	OBUS	Aggregated	Aggregated	GAS	1010.920693	44124.77606	8.575575308	8575.575308	14116.48097	44124.77606	91790.72716	6.50	OBUS
ORANGE	2022	OBUS	Aggregated	Aggregated	DSL	628.0129908	47665.95109	5.540905659	5540.905659		47665.95109			
ORANGE	2022	SBUS	Aggregated	Aggregated	GAS	529.8434458	22060.40853	2.405828386	2405.828386	7765.2105	22060.40853	62139.76172	8.00	SBUS
ORANGE	2022	SBUS	Aggregated	Aggregated	DSL	1279.904224	40079.35319	5.359382114	5359.382114		40079.35319			
ORANGE	2022	UBUS	Aggregated	Aggregated	GAS	212.2694682	20053.89001	5.427673939	5427.673939	27831.12442	20053.89001	106567.9993	3.83	UBUS
ORANGE	2022	UBUS	Aggregated	Aggregated	DSL	0	0	0	0		0			
ORANGE	2022	UBUS	Aggregated	Aggregated	NG	746.9655502	86514.10928	22.40345048	22403.45048		86514.10928			

This page intentionally left blank