Appendix B

California Northstate University Medical Center Submittal and Signage Plan

CALIFORNIA NORTHSTATE UNIVERSITY

CALIFORNIA NORTHSTATE UNIVERSITY MEDICAL CENTER

9700 W Taron Dr, Elk Grove, CA 95757

CLIENT PROJECT NO.

FONG & CHAN ARCHITECTS

FCA PROJECT NO. 467

ISSUE DATE 06/08/20

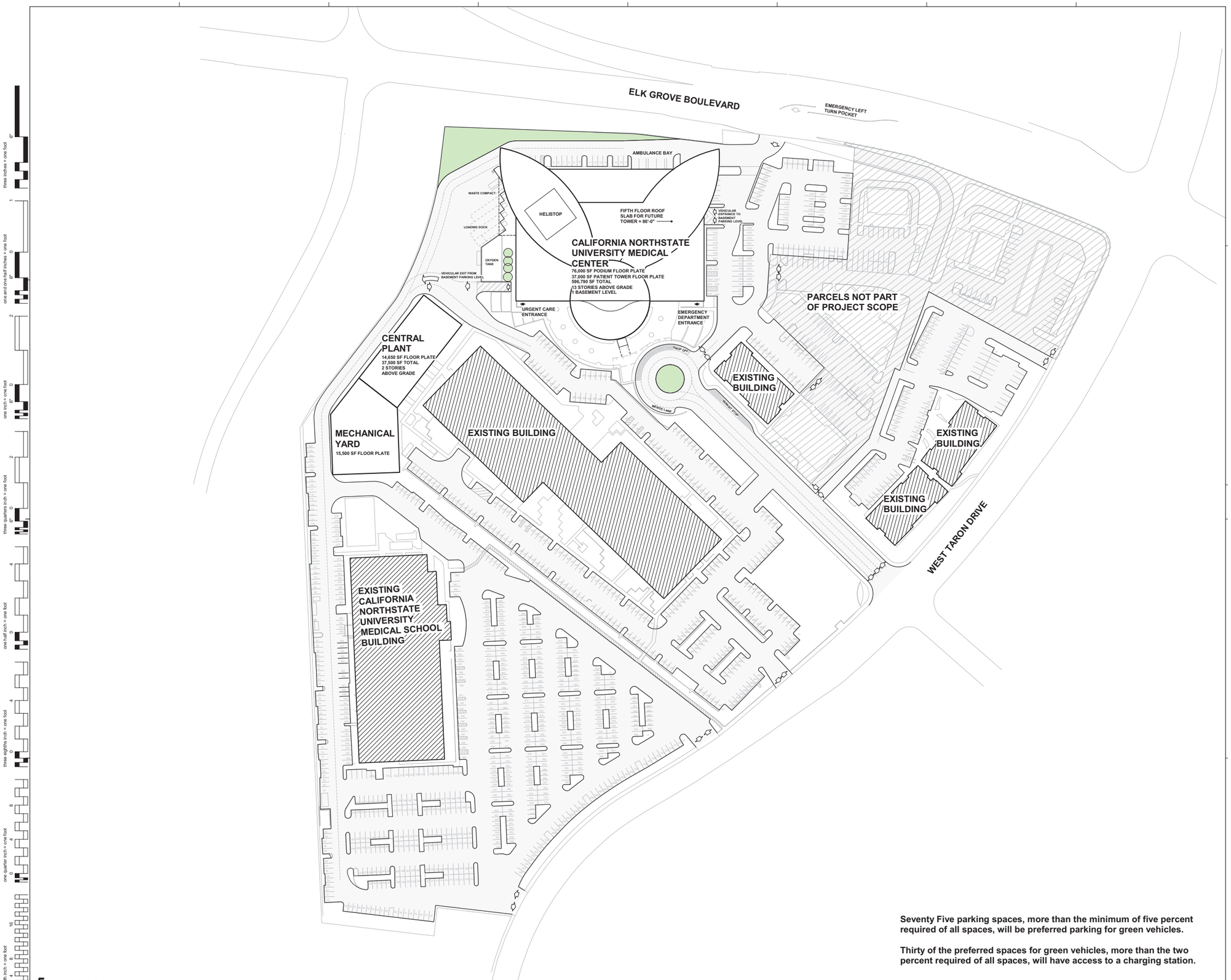

Seventy Five parking spaces, more than the minimum of five percent required of all spaces, will be preferred parking for green vehicles.

Thirty of the preferred spaces for green vehicles, more than the two percent required of all spaces, will have access to a charging station.

5 PHASE I SITE PLAN
SCALE: 1" = 60'-0"

If this sheet is not 36" x 48" it is a reduced print - scale accordingly

three inches = one foot
one and one half inches = one foot
one inch = one foot
three quarters inch = one foot
one half inch = one foot
three eighths inch = one foot
one quarter inch = one foot
one eighth inch = one foot

FONG & CHAN ARCHITECTS
ARCHITECTURE • PLANNING • INTERIOR DESIGN
1361 BUSH STREET • SAN FRANCISCO • CALIFORNIA 94109
TEL (415) 931-8600 • FAX (415) 931-4601 • fca@fca-arch.com

CALIFORNIA NORTHSTATE UNIVERSITY

CALIFORNIA NORTHSTATE UNIVERSITY MEDICAL CENTER

9700 W Taron Dr, Elk Grove, CA 95757

AGENCY APPROVAL

CONSULTANTS:

NO	DESCRIPTION	DATE

REVISIONS

KEY PLAN

SHEET TITLE
SITE PLAN PHASE 1

PROJECT NO. 467	SHEET NO. **DDP 1-1**
DRAWN BY: WH	
CHECKED BY: PD	
SCALE: 1"=60'-0"	
DATE: 06/05/2020	

Plotted on: 6/2/2020 1:43:53 PM

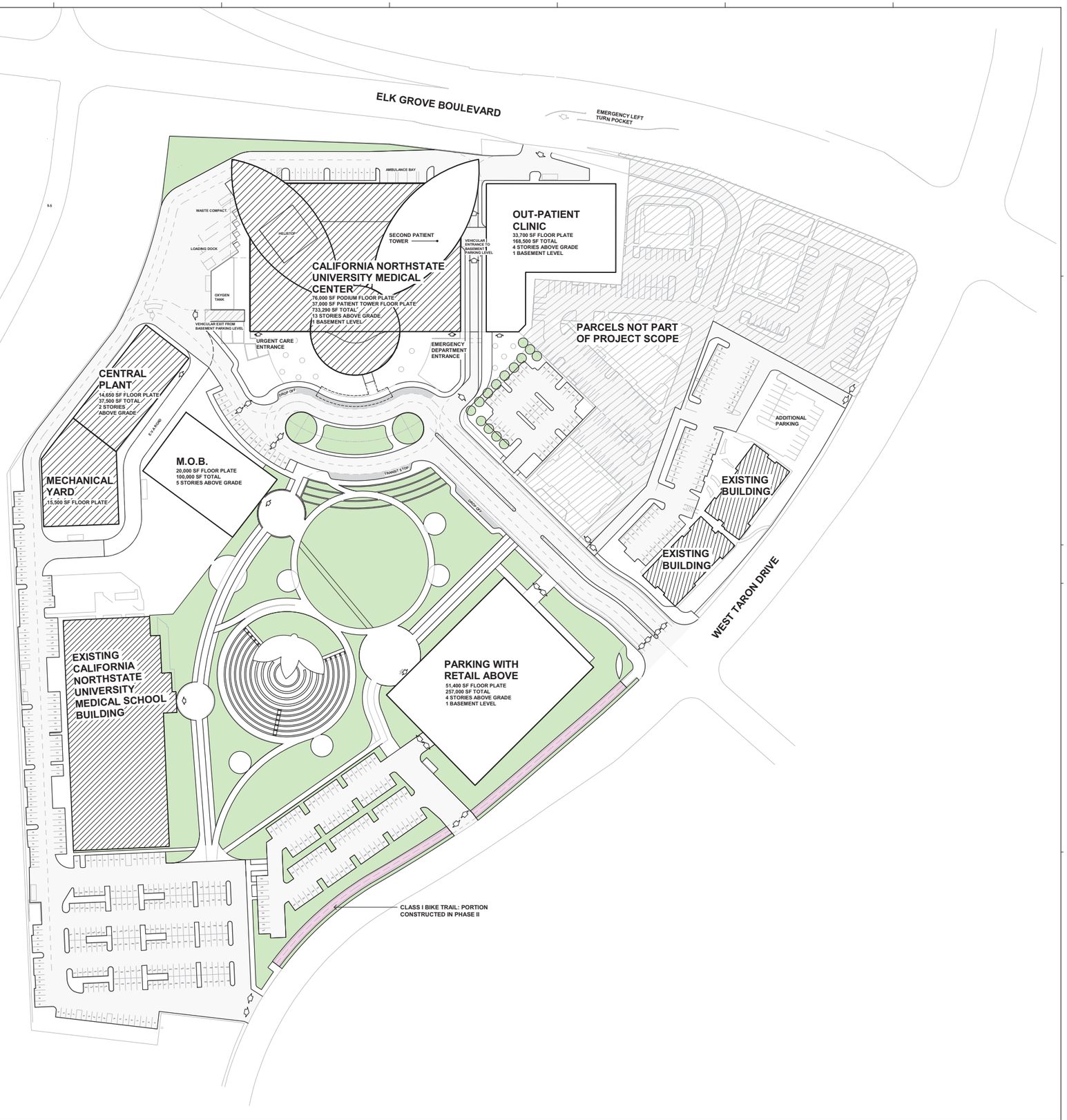

5 PHASE II SITE PLAN (P2)
SCALE: 1" = 60'-0"

If this sheet is not 36" x 48" it is a reduced print - scale accordingly

three inches = one foot
one and one half inches = one foot
one inch = one foot
three quarters inch = one foot
one half inch = one foot
three eighths inch = one foot
one quarter inch = one foot
one eighth inch = one foot

FONG & CHAN ARCHITECTS
ARCHITECTURE • PLANNING • INTERIOR DESIGN
1361 BUSH STREET • SAN FRANCISCO • CALIFORNIA 94109
TEL (415) 931-8600 • FAX (415) 931-4601 • fca@fca-arch.com

CALIFORNIA NORTHSTATE UNIVERSITY

CALIFORNIA NORTHSTATE UNIVERSITY MEDICAL CENTER

9700 W Taron Dr, Elk Grove, CA 95757

AGENCY APPROVAL

CONSULTANTS:

NO	DESCRIPTION	DATE

REVISIONS

KEY PLAN

SHEET TITLE
PHASE II SITE PLAN

PROJECT NO. 467	SHEET NO. **DDP 1-2**
DRAWN BY: WH	
CHECKED BY: PD	
SCALE: 1" = 60'-0"	
DATE: 06/08/2020	

Plotted on: 6/8/2020 9:12:01 AM

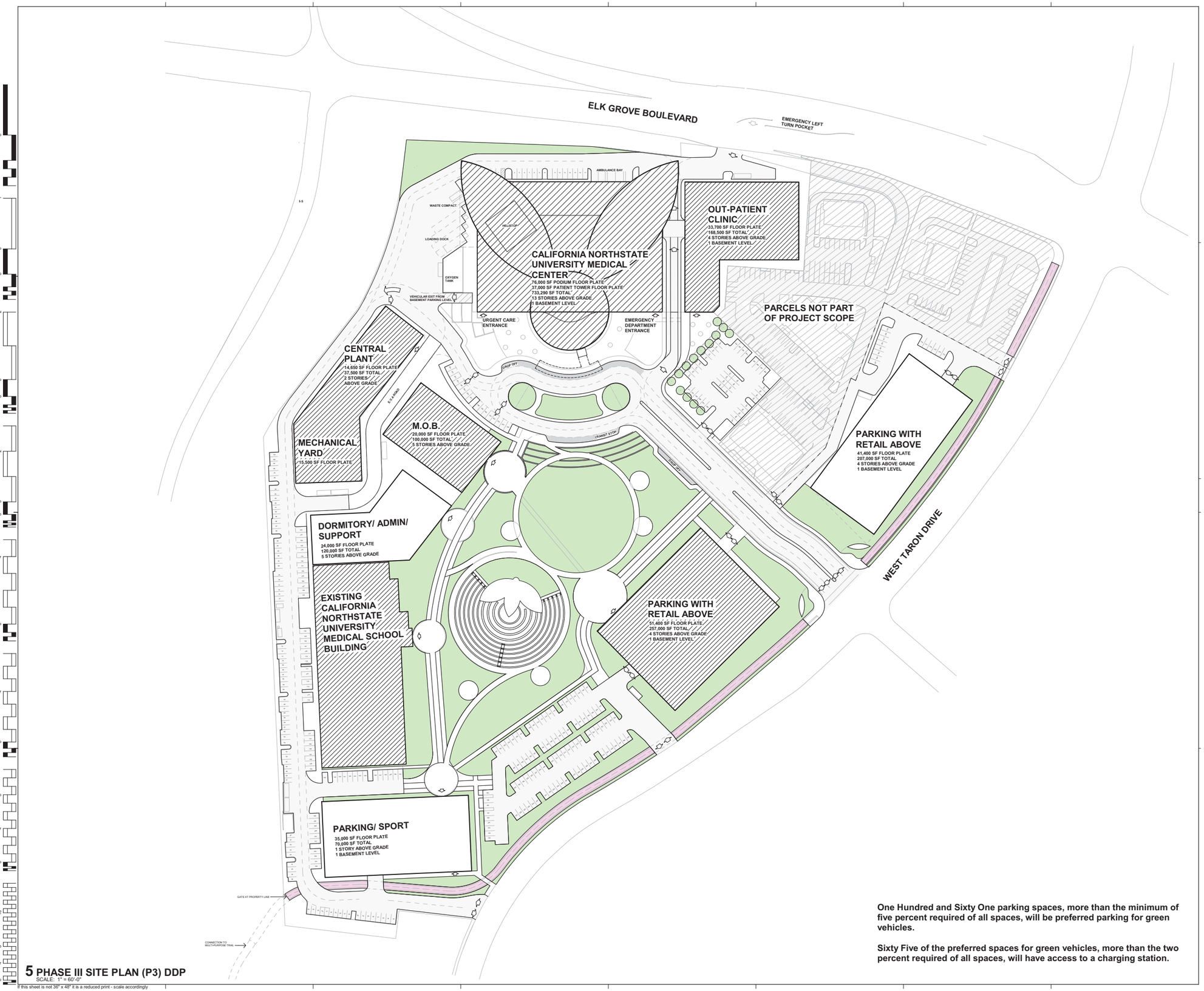

5 PHASE III SITE PLAN (P3) DDP
SCALE: 1" = 60'-0"

One Hundred and Sixty One parking spaces, more than the minimum of five percent required of all spaces, will be preferred parking for green vehicles.

Sixty Five of the preferred spaces for green vehicles, more than the two percent required of all spaces, will have access to a charging station.

FONG & CHAN ARCHITECTS
ARCHITECTURE • PLANNING • INTERIOR DESIGN
1361 BUSH STREET • SAN FRANCISCO • CALIFORNIA 94109
TEL (415) 931-8600 • FAX (415) 931-4601 • fca@fca-arch.com

CALIFORNIA NORTHSTATE UNIVERSITY

CALIFORNIA NORTHSTATE UNIVERSITY MEDICAL CENTER

9700 W Taron Dr, Elk Grove, CA 95757

AGENCY APPROVAL

CONSULTANTS:

NO	DESCRIPTION	DATE
REVISIONS		

KEY PLAN

SHEET TITLE
PHASE III SITE PLAN

PROJECT NO. 467	SHEET NO. **DDP 1-3**
DRAWN BY: WH	
CHECKED BY: PD	
SCALE: 1" = 60'-0"	
DATE: 06/08/2020	

Plotted on: 6/3/2020 9:21:24 AM

three inches = one foot
one and one half inches = one foot
one inch = one foot
three quarters inch = one foot
one half inch = one foot
three eighths inch = one foot
one quarter inch = one foot
one eighth inch = one foot

If this sheet is not 36" x 48" it is a reduced print - scale accordingly

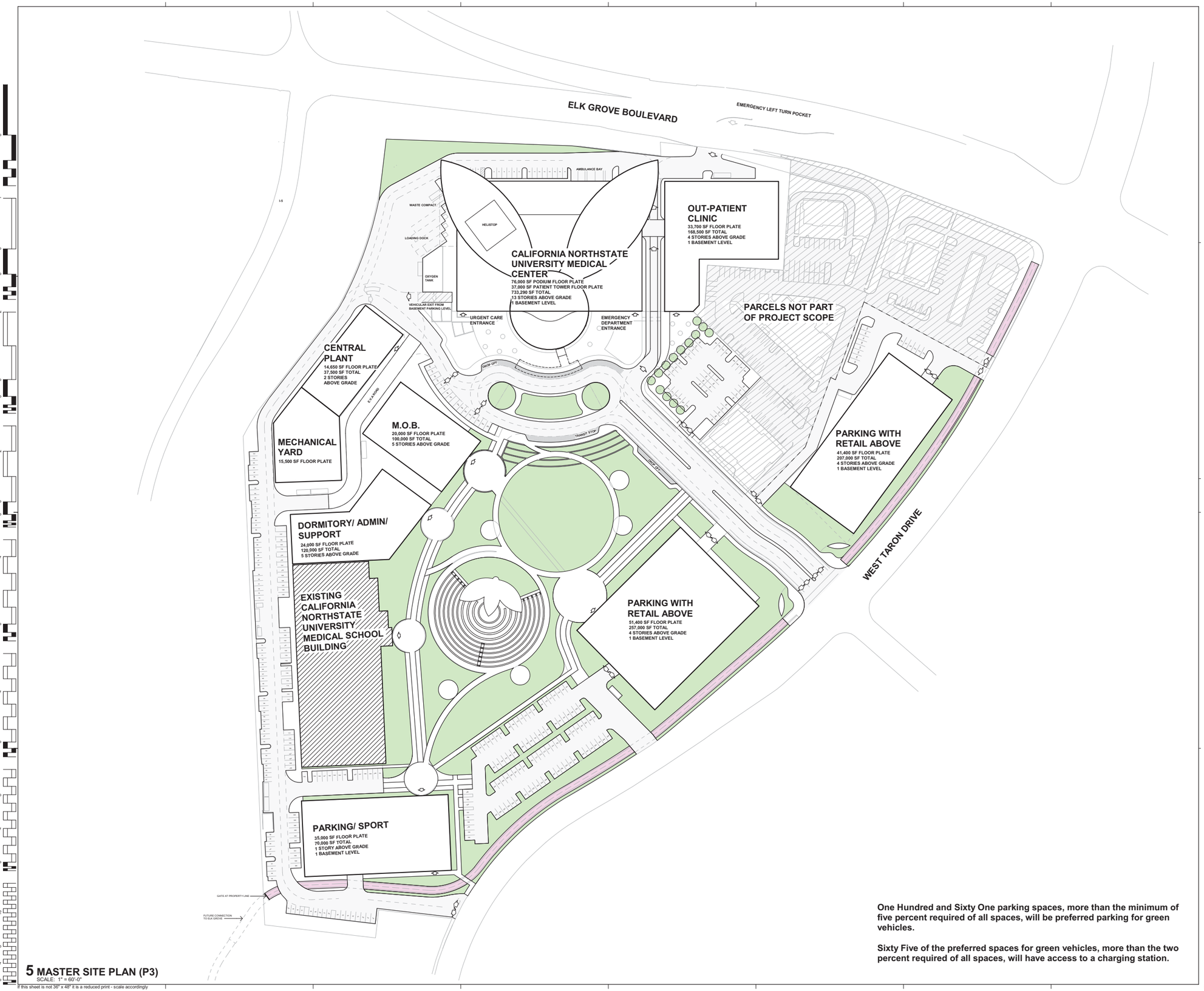

One Hundred and Sixty One parking spaces, more than the minimum of five percent required of all spaces, will be preferred parking for green vehicles.

Sixty Five of the preferred spaces for green vehicles, more than the two percent required of all spaces, will have access to a charging station.

5 MASTER SITE PLAN (P3)
SCALE: 1" = 60'-0"

If this sheet is not 36" x 48" it is a reduced print - scale accordingly

three inches = one foot
one and one half inches = one foot
one inch = one foot
three quarters inch = one foot
one half inch = one foot
three eighths inch = one foot
one quarter inch = one foot
one eighth inch = one foot

FONG & CHAN ARCHITECTS
ARCHITECTURE • PLANNING • INTERIOR DESIGN
1361 BUSH STREET • SAN FRANCISCO • CALIFORNIA 94109
TEL (415) 931-8600 • FAX (415) 931-4601 • fca@fca-arch.com

CALIFORNIA NORTHSTATE UNIVERSITY

CALIFORNIA NORTHSTATE UNIVERSITY MEDICAL CENTER

9700 W Taron Dr, Elk Grove, CA 95757

AGENCY APPROVAL

CONSULTANTS:

NO	DESCRIPTION	DATE

REVISIONS

KEY PLAN

SHEET TITLE
MASTER SITE PLAN - PHASE III FINAL BUILDOUT

PROJECT NO. 467	SHEET NO. **DDP 1-4**
DRAWN BY: WH	
CHECKED BY: Checker	
SCALE: 1" = 60'-0"	
DATE: 06/05/2020	

Plotted on: 6/2/2020 1:35:19 PM

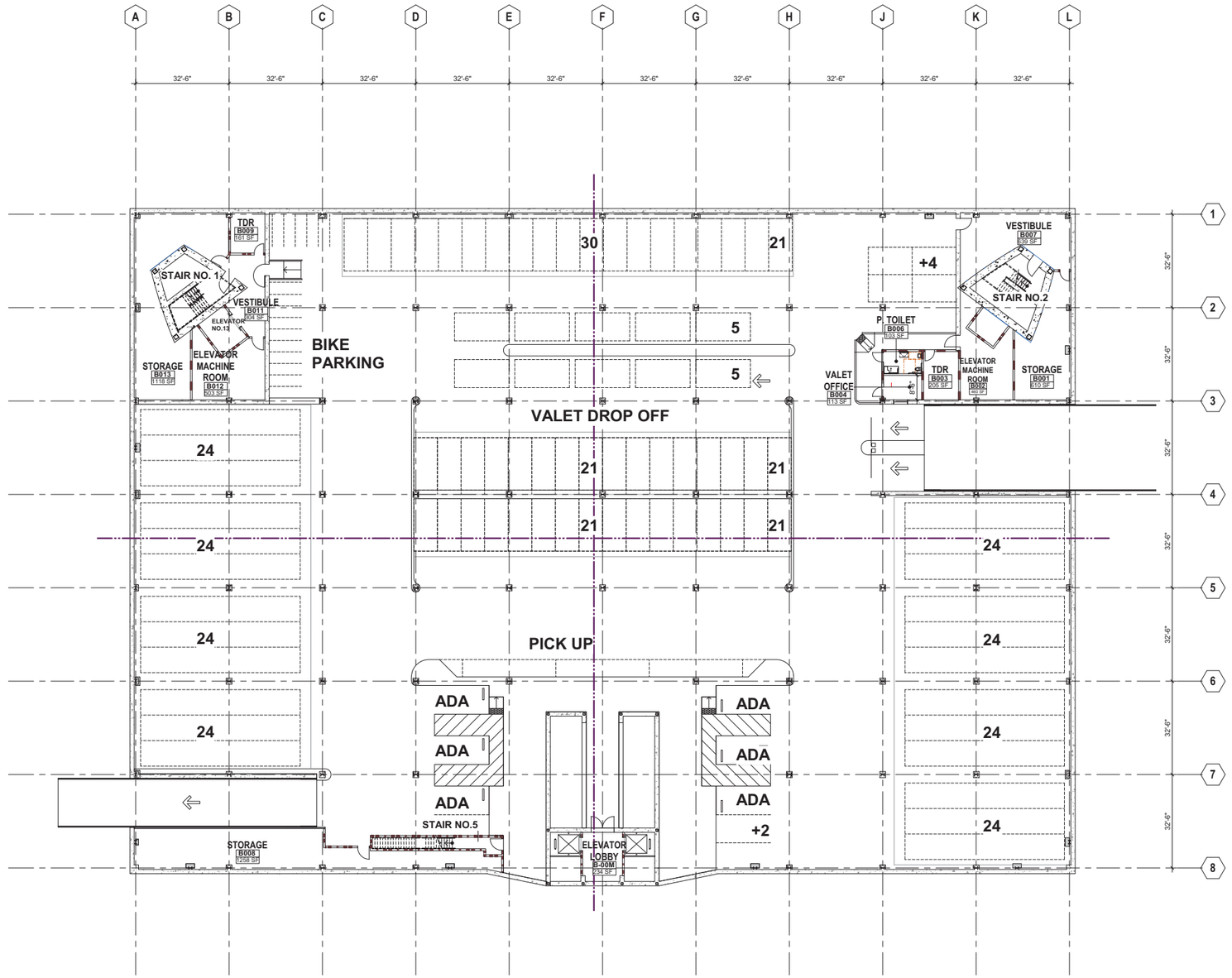

three inches = one foot
one and one half inches = one foot
one inch = one foot
three quarters inch = one foot
one half inch = one foot
three eighths inch = one foot
one quarter inch = one foot
one eighth inch = one foot

If this sheet is not 30" x 42" it is a reduced print - scale accordingly

FONG & CHAN ARCHITECTS
ARCHITECTURE • PLANNING • INTERIOR DESIGN
1361 BUSH STREET • SAN FRANCISCO • CALIFORNIA 94109
TEL (415) 931-8600 • FAX (415) 931-4601 • fca@fca-arch.com

CALIFORNIA NORTHSTATE UNIVERSITY

CALIFORNIA NORTHSTATE UNIVERSITY MEDICAL CENTER

9700 W Taron Dr, Elk Grove, CA 95757

AGENCY APPROVAL

OSHPD PROJECT NUMBER: H191687-34-00

CONSULTANTS:

NO	DESCRIPTION	DATE

REVISIONS

KEY PLAN

SHEET TITLE
BASEMENT FLOOR PLAN

PROJECT NO. 467	SHEET NO. **DDP A2-0**
DRAWN BY: Author	
CHECKED BY: Checker	
SCALE:	
DATE: 04/01/20	

Plotted on: 7/16/2019 4:47:38 PM

three inches = one foot
one and one half inches = one foot
one inch = one foot
three quarters inch = one foot
one half inch = one foot
three eighths inch = one foot
one quarter inch = one foot
one eighth inch = one foot

If this sheet is not 30" x 42" it is a reduced print - scale accordingly

FONG & CHAN ARCHITECTS
ARCHITECTURE • PLANNING • INTERIOR DESIGN
1361 BUSH STREET • SAN FRANCISCO • CALIFORNIA 94109
TEL (415) 931-8600 • FAX (415) 931-4601 • fca@fca-arch.com

CALIFORNIA NORTHSTATE UNIVERSITY

CALIFORNIA NORTHSTATE UNIVERSITY MEDICAL CENTER

9700 W Taron Dr, Elk Grove, CA 95757

NO	DESCRIPTION	DATE

REVISIONS

KEY PLAN

SHEET TITLE
FIRST FLOOR PLAN

PROJECT NO. 467	SHEET NO. **DDP A2-1**
DRAWN BY: Author	
CHECKED BY: Checker	
SCALE:	
DATE: 04/01/20	

Plotted on: 6/27/2019 1:33:26 PM

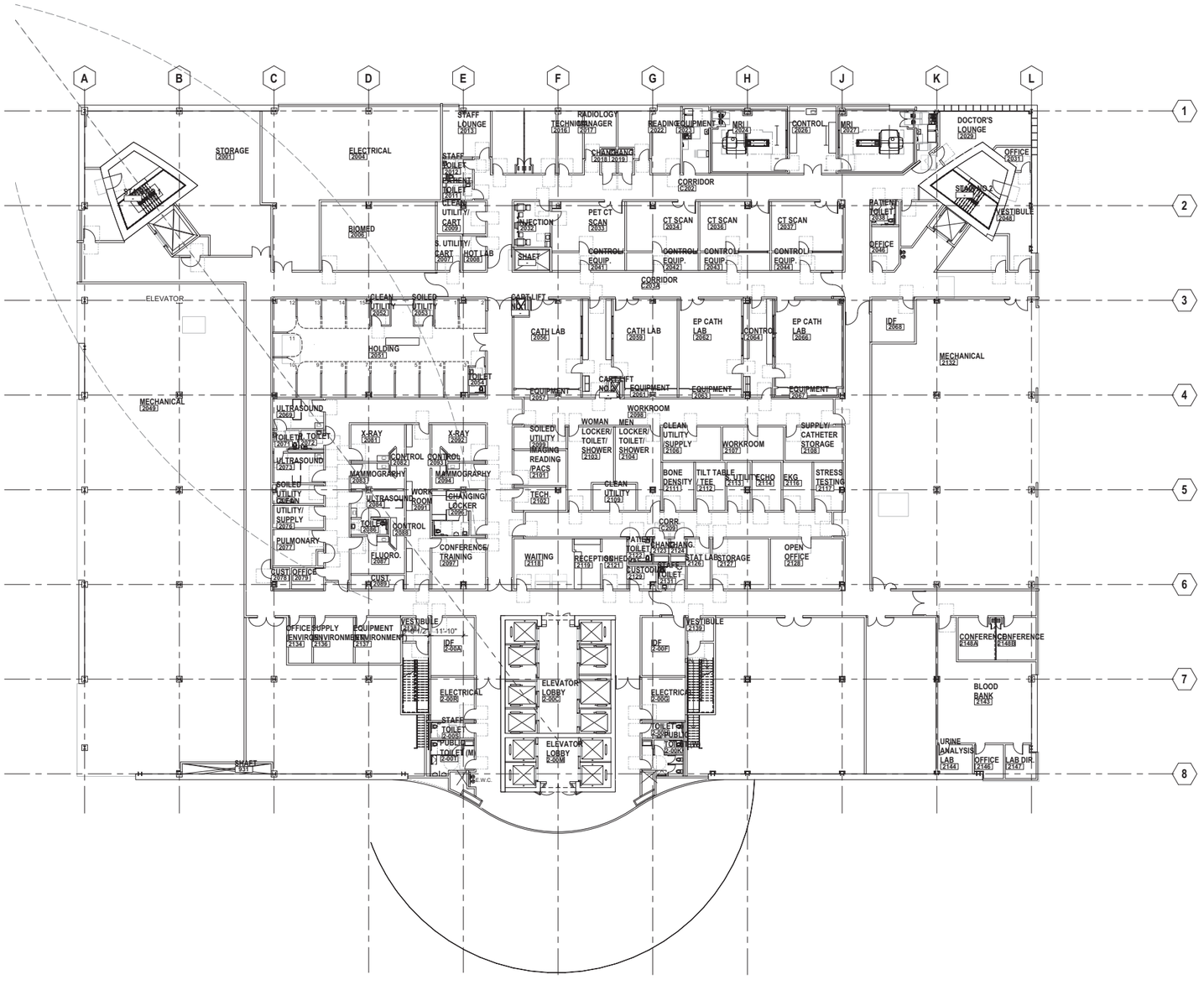

three inches = one foot
one and one half inches = one foot
one inch = one foot
three quarters inch = one foot
one half inch = one foot
three eighths inch = one foot
one quarter inch = one foot
one eighth inch = one foot

If this sheet is not 30" x 42" it is a reduced print - scale accordingly

FONG & CHAN ARCHITECTS
ARCHITECTURE • PLANNING • INTERIOR DESIGN
1361 BUSH STREET • SAN FRANCISCO • CALIFORNIA 94109
TEL (415) 931-8600 • FAX (415) 931-4601 • fca@fca-arch.com

CALIFORNIA NORTHSTATE UNIVERSITY

CALIFORNIA NORTHSTATE UNIVERSITY MEDICAL CENTER

9700 W Taron Dr, Elk Grove, CA 95757

NO	DESCRIPTION	DATE

REVISIONS

KEY PLAN

SHEET TITLE
SECOND FLOOR PLAN

PROJECT NO. 467	SHEET NO. **DDP A2-2**
DRAWN BY: Author	
CHECKED BY: Checker	
SCALE:	
DATE: 04/01/20	

Plotted on: 6/27/2019 2:20:13 PM

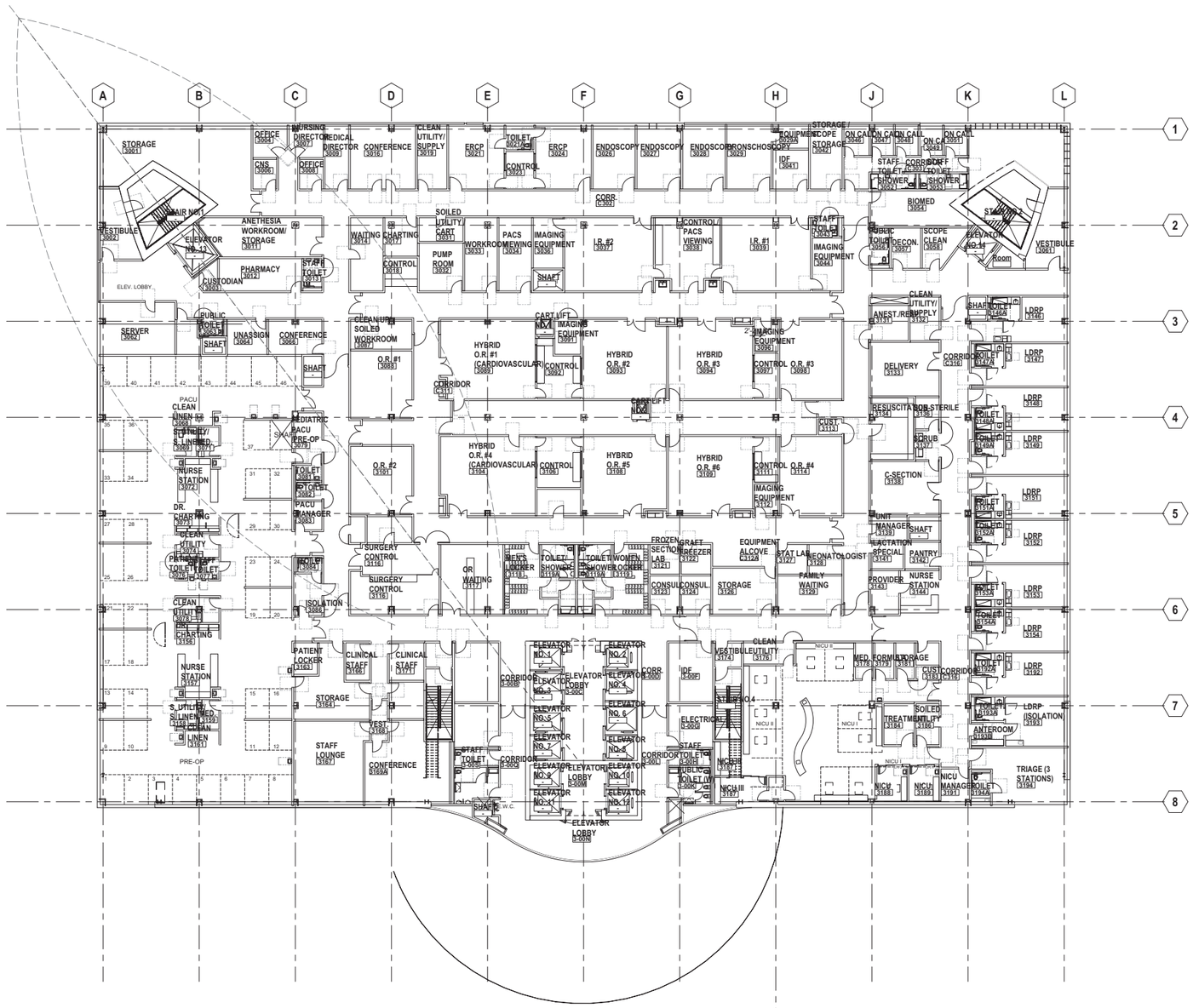

three inches = one foot
one and one half inches = one foot
one inch = one foot
three quarters inch = one foot
one half inch = one foot
three eighths inch = one foot
one quarter inch = one foot
one eighth inch = one foot

If this sheet is not 30" x 42" it is a reduced print - scale accordingly

FONG & CHAN ARCHITECTS
ARCHITECTURE • PLANNING • INTERIOR DESIGN
1361 BUSH STREET • SAN FRANCISCO • CALIFORNIA 94109
TEL (415) 931-8600 • FAX (415) 931-4601 • fca@fca-arch.com

CALIFORNIA NORTHSTATE UNIVERSITY

CALIFORNIA NORTHSTATE UNIVERSITY MEDICAL CENTER

9700 W Taron Dr, Elk Grove, CA 95757

NO	DESCRIPTION	DATE

REVISIONS

KEY PLAN

SHEET TITLE
THIRD FLOOR PLAN

PROJECT NO. 467	SHEET NO. **DDP A2-3**
DRAWN BY: Author	
CHECKED BY: Checker	
SCALE:	
DATE: 04/01/20	

Plotted on: 6/27/2019 2:13:57 PM

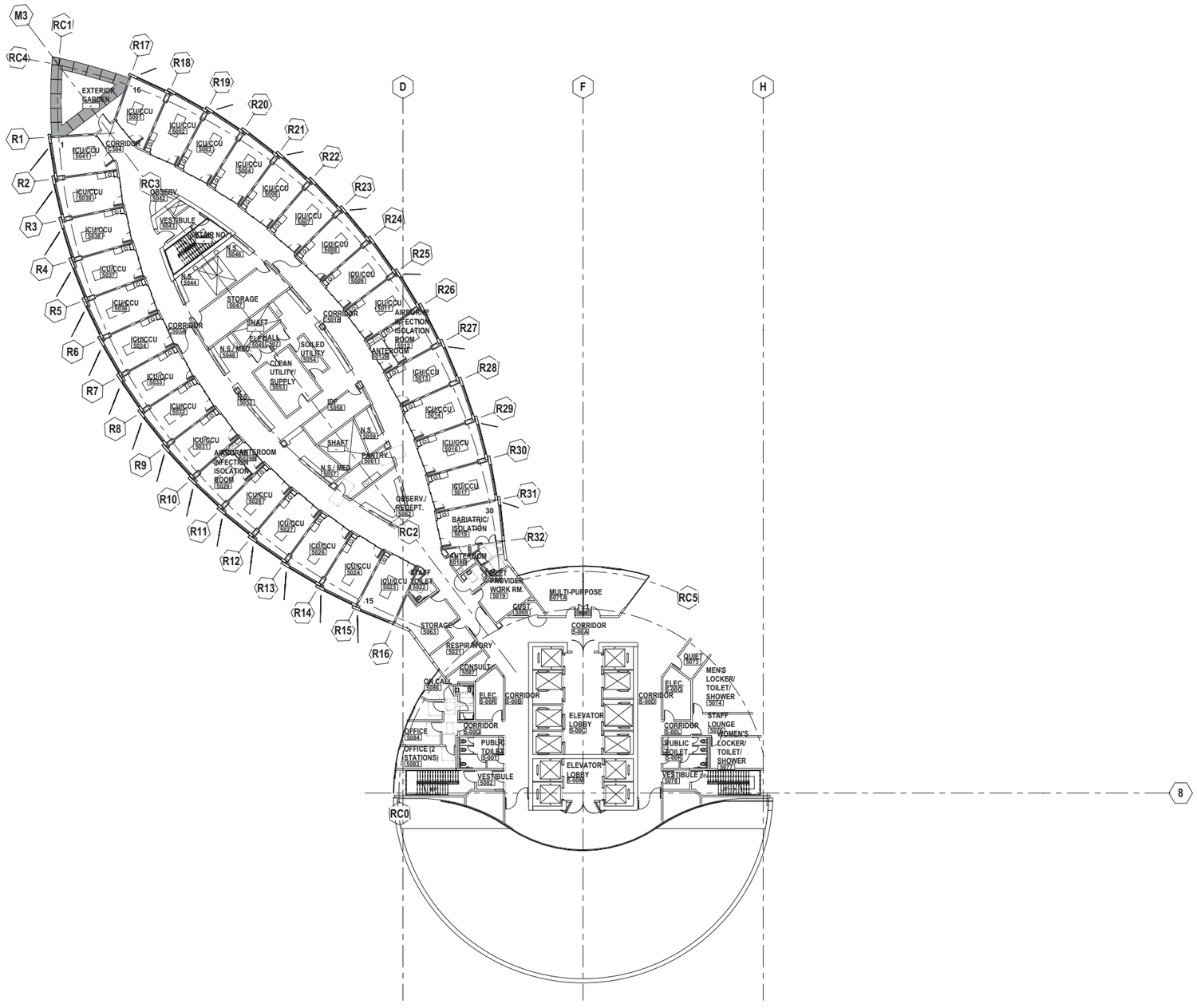

FONG & CHAN ARCHITECTS
ARCHITECTURE • PLANNING • INTERIOR DESIGN
1361 BUSH STREET • SAN FRANCISCO • CALIFORNIA 94109
TEL (415) 931-8600 • FAX (415) 931-4601 • fca@fca-arch.com

CALIFORNIA NORTHSTATE UNIVERSITY

CALIFORNIA NORTHSTATE UNIVERSITY MEDICAL CENTER

9700 W Taron Dr, Elk Grove, CA 95757

NO	DESCRIPTION	DATE

REVISIONS

KEY PLAN

SHEET TITLE

TYPICAL TOWER FLOOR (FIFTH THROUGH ELEVENTH FLOOR)

PROJECT NO. 467	SHEET NO. **DDP A2-5**
DRAWN BY: Author	
CHECKED BY: Checker	
SCALE:	
DATE: 04/01/2020	

Plotted on: 6/27/2019 2:20:43 PM

three inches = one foot
one and one half inches = one foot
one inch = one foot
three quarters inch = one foot
one half inch = one foot
three eighths inch = one foot
one quarter inch = one foot
one eighth inch = one foot
If this sheet is not 30" x 42" it is a reduced print - scale accordingly

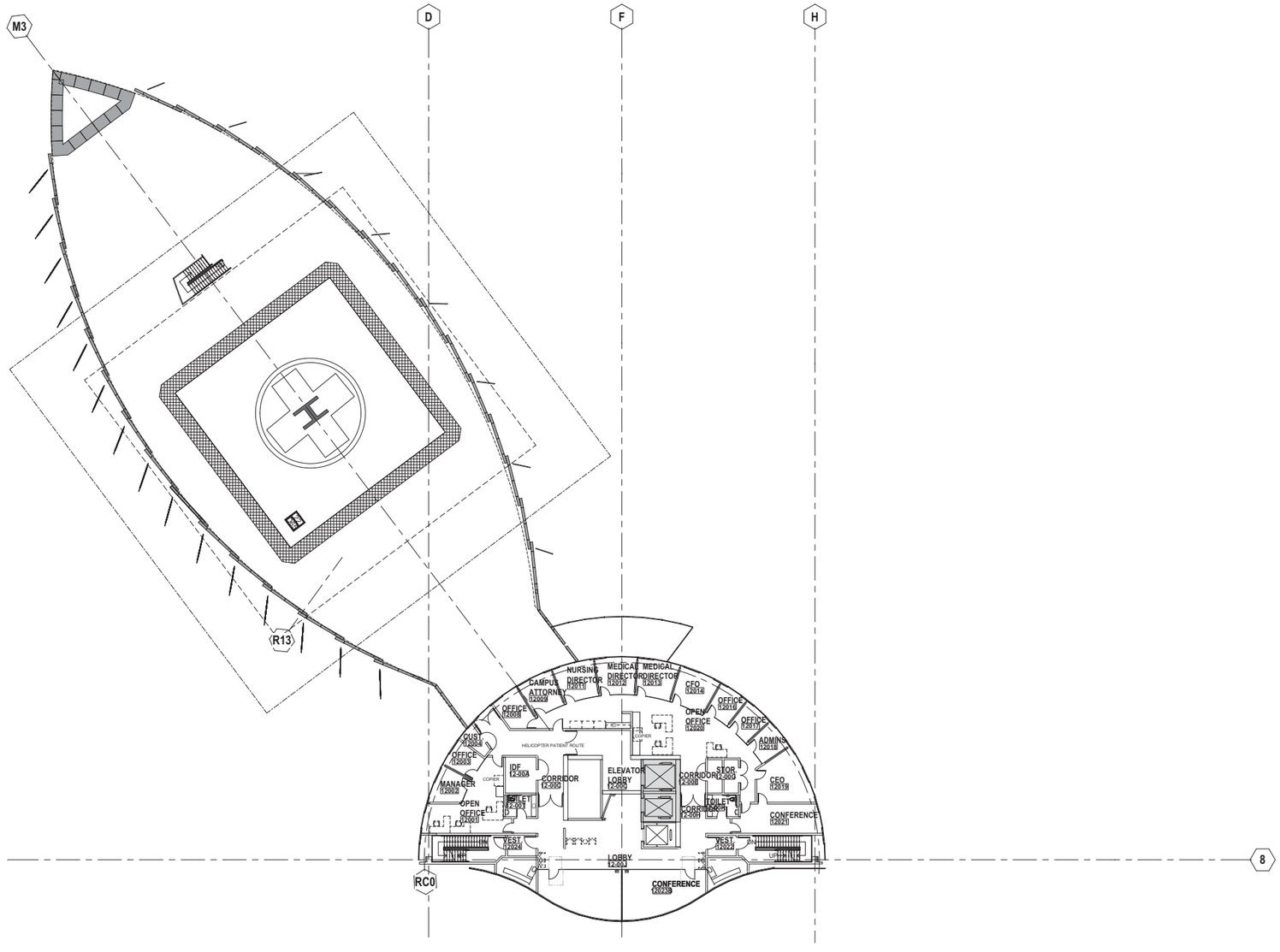

FONG & CHAN ARCHITECTS
ARCHITECTURE • PLANNING • INTERIOR DESIGN
1361 BUSH STREET • SAN FRANCISCO • CALIFORNIA 94109
TEL (415) 931-8600 • FAX (415) 931-4601 • fca@fca-arch.com

CALIFORNIA NORTHSTATE UNIVERSITY

CALIFORNIA NORTHSTATE UNIVERSITY MEDICAL CENTER

9700 W Taron Dr, Elk Grove, CA 95757

NO	DESCRIPTION	DATE

REVISIONS

KEY PLAN

SHEET TITLE
TWELFTH FLOOR - ADMINISTRATION FLOOR

PROJECT NO. 467	SHEET NO. **DDP A2-12**
DRAWN BY: Author	
CHECKED BY: Checker	
SCALE:	
DATE: 04/01/2020	

Plotted on: 6/27/2019 2:32:55 PM

three inches = one foot 1 0 6" 2
one and one half inches = one foot 1 0 6" 2
one inch = one foot 1 0 6" 2
three quarters inch = one foot 1 0 6" 2
one half inch = one foot 1 0 4
three eighths inch = one foot 1 0 4
one quarter inch = one foot 1 0 8
one eighth inch = one foot 1 0 16 8 4 0
If this sheet is not 30" x 42" it is a reduced print - scale accordingly

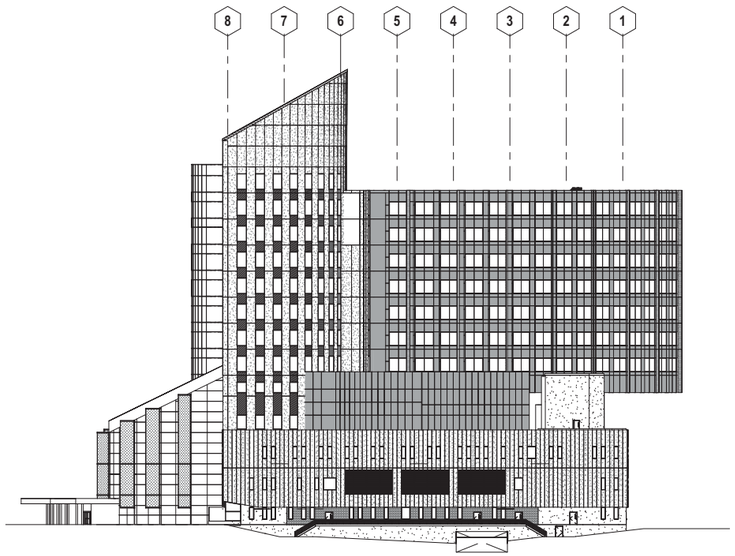

2 EAST ELEVATION
SCALE: 1/32" = 1'-0"



17 WEST ELEVATION
SCALE: 1/32" = 1'-0"



4 NORTH ELEVATION
SCALE: 1/32" = 1'-0"



19 SOUTH ELEVATION
SCALE: 1/32" = 1'-0"

three inches = one foot
one and one half inches = one foot
one inch = one foot
three quarters inch = one foot
one half inch = one foot
three eighths inch = one foot
one quarter inch = one foot
one eighth inch = one foot

If this sheet is not 30" x 42" it is a reduced print - scale accordingly

FONG & CHAN ARCHITECTS
ARCHITECTURE • PLANNING • INTERIOR DESIGN
1361 BUSH STREET • SAN FRANCISCO • CALIFORNIA 94109
TEL (415) 931-8600 • FAX (415) 931-4601 • fca@fca-arch.com

CALIFORNIA NORTHSTATE UNIVERSITY

CALIFORNIA NORTHSTATE UNIVERSITY MEDICAL CENTER

9700 W Taron Dr, Elk Grove, CA 95757

NO	DESCRIPTION	DATE

REVISIONS

KEY PLAN

SHEET TITLE
EXTERIOR ELEVATIONS

PROJECT NO. 467	SHEET NO. **DDP A3-0**
DRAWN BY: Author	
CHECKED BY: Checker	
SCALE:	
DATE: 04/01/20	

Plotted on: 6/27/2019 1:28:32 PM

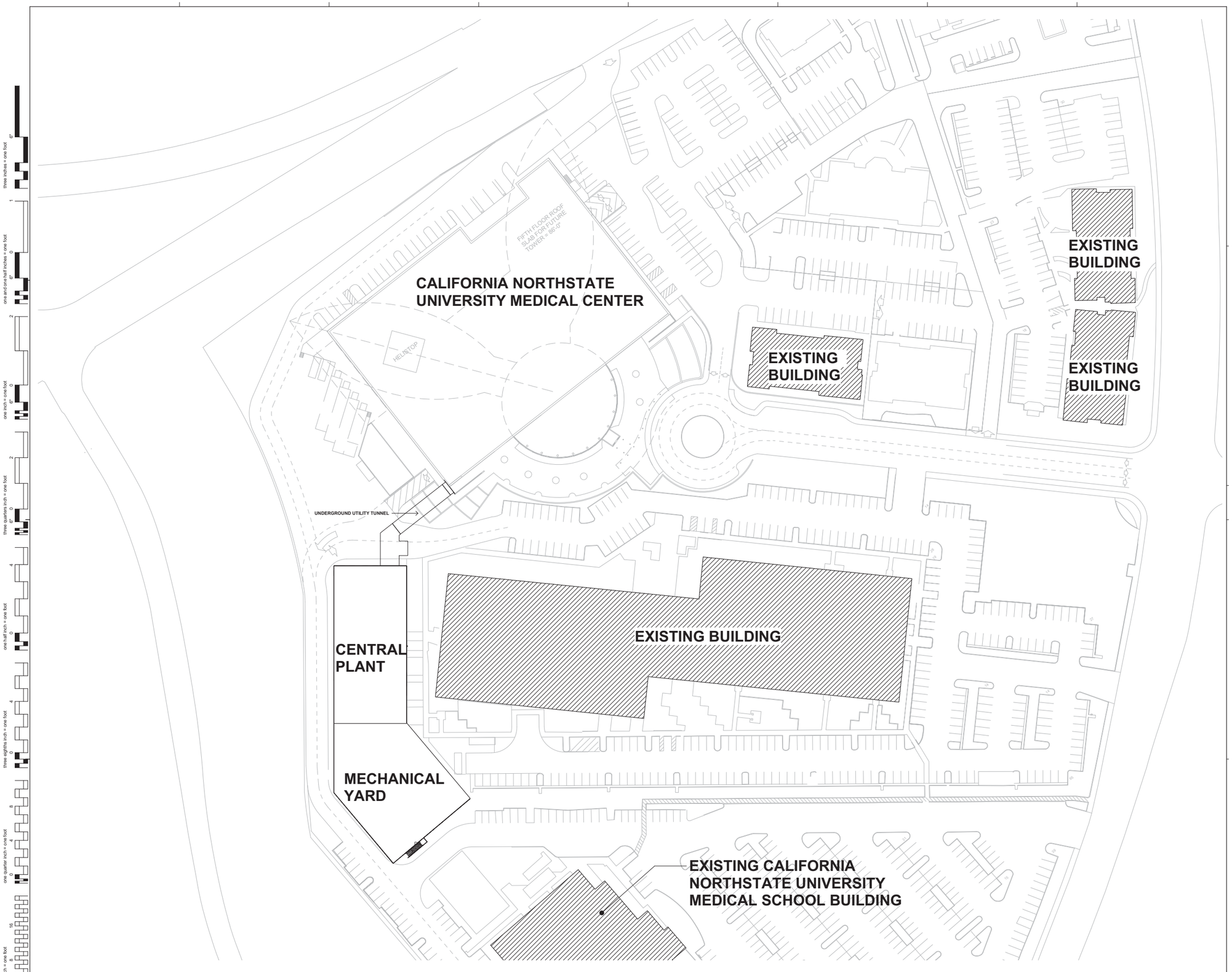

1 CENTRAL UTILITY PLANT SITE PLAN
SCALE: 1" = 40'-0"

three inches = one foot
one and one half inches = one foot
one inch = one foot
three quarters inch = one foot
one half inch = one foot
three eighths inch = one foot
one quarter inch = one foot
one eighth inch = one foot

If this sheet is not 36" x 48" it is a reduced print - scale accordingly

FONG & CHAN ARCHITECTS
ARCHITECTURE • PLANNING • INTERIOR DESIGN
1361 BUSH STREET • SAN FRANCISCO • CALIFORNIA 94109
TEL (415) 931-8600 • FAX (415) 931-4601 • fca@fca-arch.com

CALIFORNIA NORTHSTATE UNIVERSITY

CALIFORNIA NORTHSTATE UNIVERSITY CENTRAL UTILITY PLANT

9700 W Taron Dr, Elk Grove, CA 95757

AGENCY APPROVAL

CONSULTANTS:

NO	DESCRIPTION	DATE

REVISIONS

KEY PLAN

SHEET TITLE
SITE PLAN

PROJECT NO. 528	SHEET NO. A1-01
DRAWN BY: WH	
CHECKED BY: PD	
SCALE:	
DATE: 05/29/2020	

Plotted on: 6/8/2020 9:45:59 AM

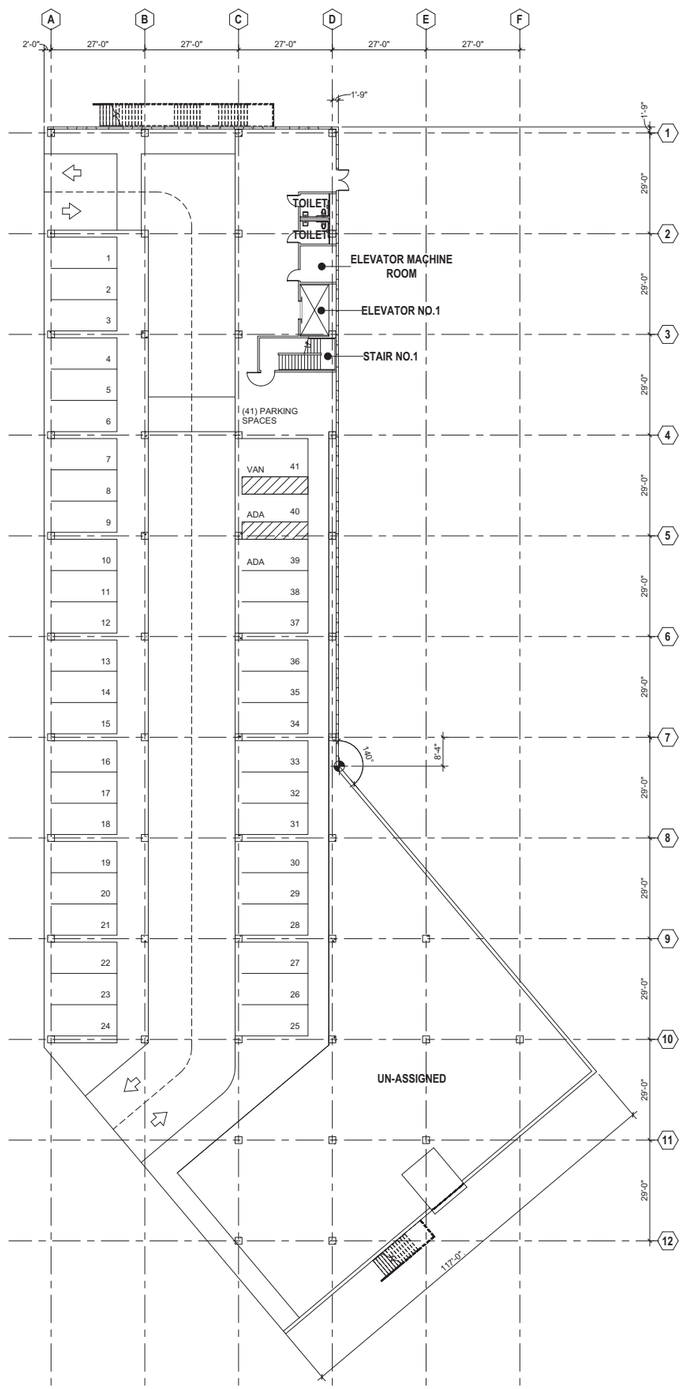

5 FIRST FLOOR PLAN
SCALE: 1/16" = 1'-0"

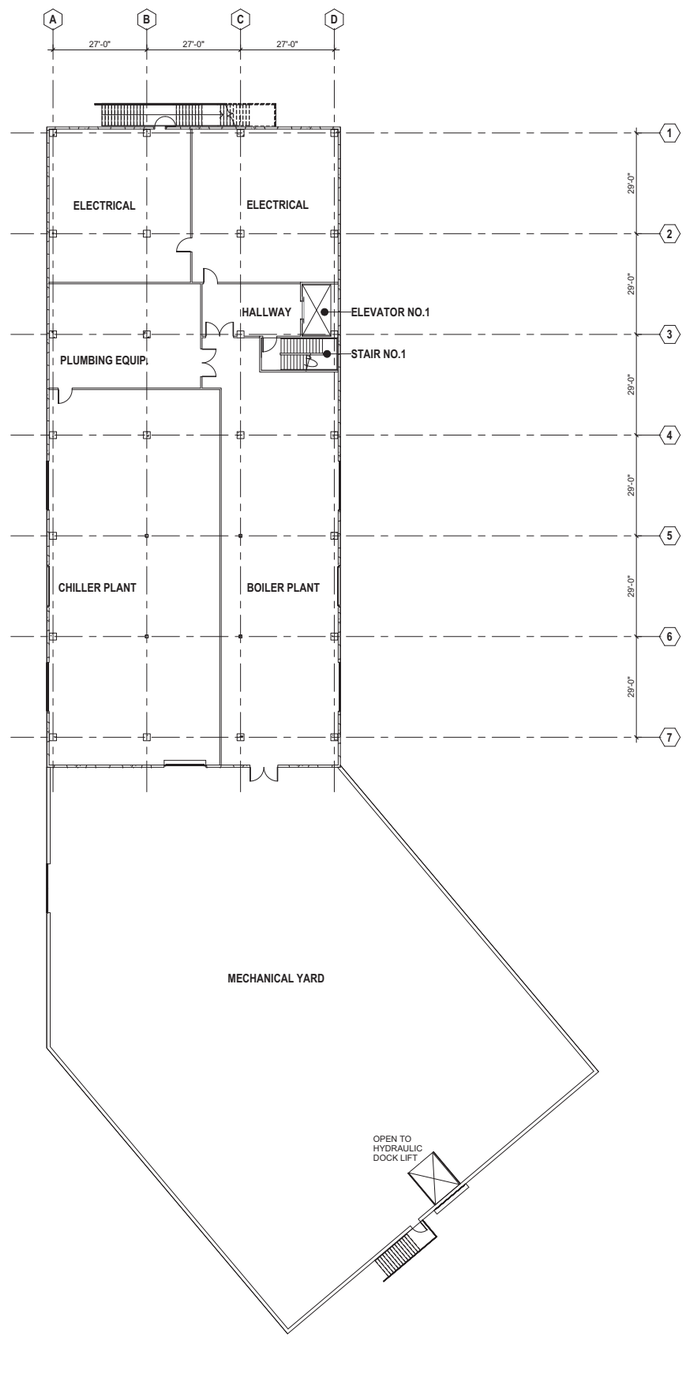

25 SECOND FLOOR PLAN
SCALE: 1/16" = 1'-0"

If this sheet is not 30" x 42" it is a reduced print - scale accordingly

FONG & CHAN ARCHITECTS
ARCHITECTURE • PLANNING • INTERIOR DESIGN
1361 BUSH STREET • SAN FRANCISCO • CALIFORNIA 94109
TEL (415) 931-8600 • FAX (415) 931-4601 • fca@fca-arch.com

CALIFORNIA NORTHSTATE UNIVERSITY

CALIFORNIA NORTHSTATE UNIVERSITY
CENTRAL UTILITY PLANT

9700 W Taron Dr, Elk Grove, CA 95757

NO	DESCRIPTION	DATE

REVISIONS

KEY PLAN

SHEET TITLE
FIRST AND SECOND FLOOR PLANS

PROJECT NO. 467	SHEET NO. **A2-1**
DRAWN BY: JL	
CHECKED BY: PD	
SCALE: AS INDICATED	
DATE: 04/01/20	

Plotted on: 7/16/2019 9:42:30 AM

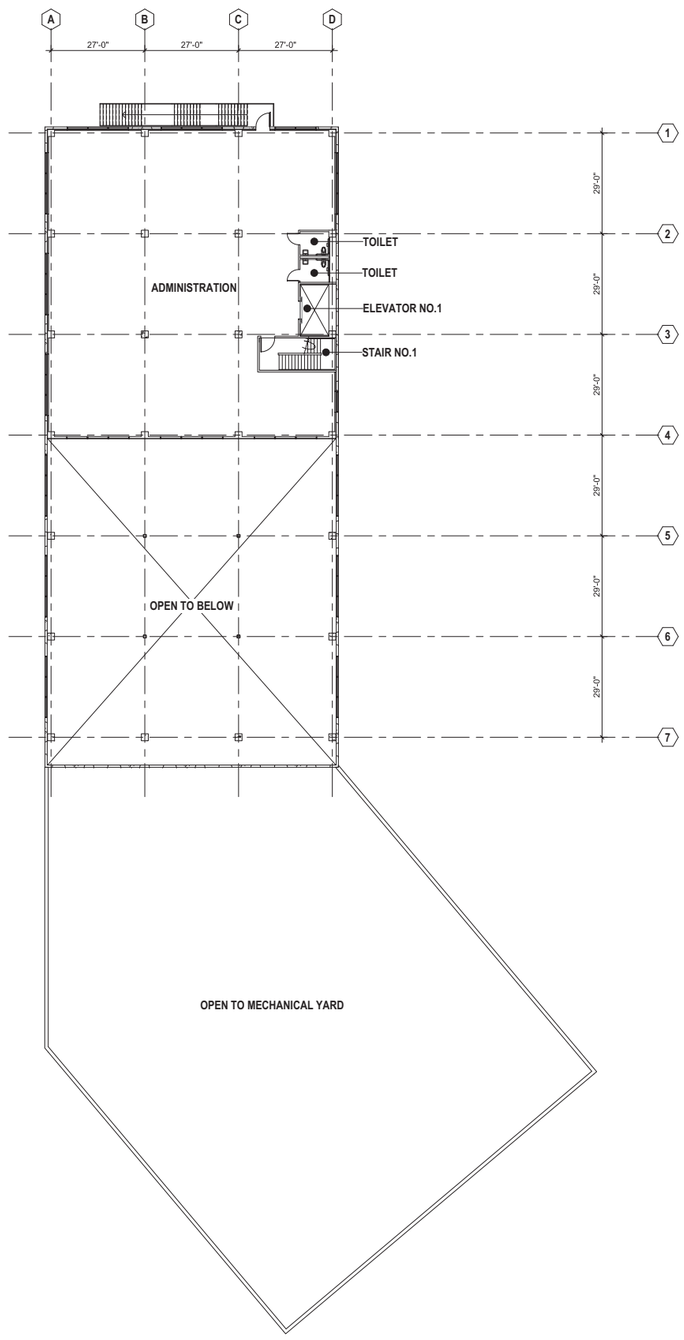

5 MEZZANINE FLOOR PLAN
SCALE: 1/16" = 1'-0"

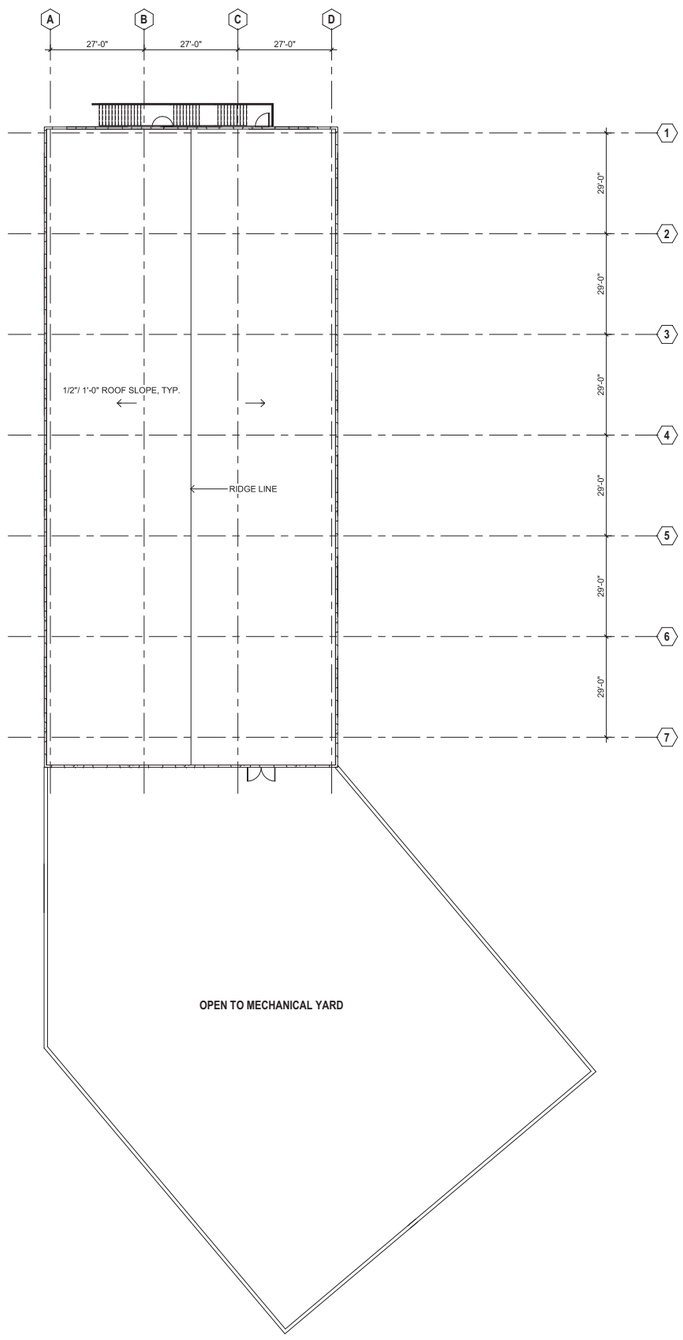

25 ROOF PLAN
SCALE: 1/16" = 1'-0"

If this sheet is not 30" x 42" it is a reduced print - scale accordingly

FONG & CHAN ARCHITECTS
ARCHITECTURE • PLANNING • INTERIOR DESIGN
1361 BUSH STREET • SAN FRANCISCO • CALIFORNIA 94109
TEL (415) 931-8600 • FAX (415) 931-4601 • fca@fca-arch.com

CALIFORNIA NORTHSTATE UNIVERSITY

CALIFORNIA NORTHSTATE UNIVERSITY
CENTRAL UTILITY PLANT

9700 W Taron Dr, Elk Grove, CA 95757

NOT FOR CONSTRUCTION

NO	DESCRIPTION	DATE

REVISIONS

KEY PLAN

SHEET TITLE
MEZZANINE FLOOR PLAN AND ROOF PLAN

PROJECT NO. 467	SHEET NO.
DRAWN BY: JL	**A2-2**
CHECKED BY: PD	
SCALE: AS INDICATED	
DATE: 05/15/20	

Plotted on: 7/1/2019 11:13:22 AM

2 WEST ELEVATION
SCALE: 1/8" = 1'-0"

3 WEST ELEVATION CONTINUED
SCALE: 1/8" = 1'-0"

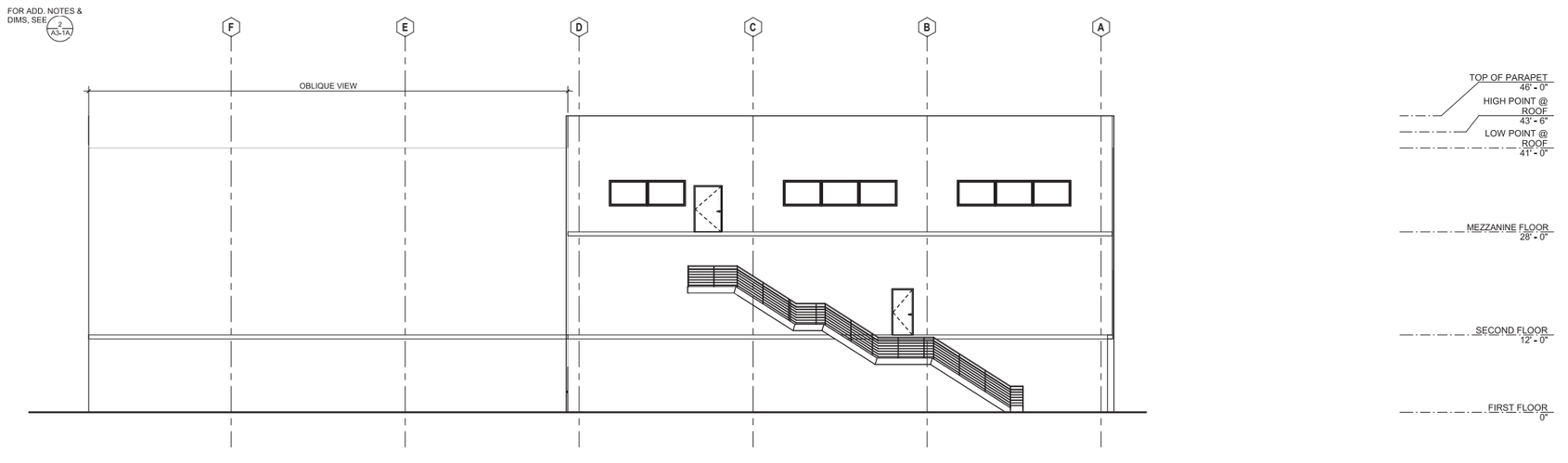

5 NORTH ELEVATION
SCALE: 1/8" = 1'-0"

three inches = one foot
one and one half inches = one foot
one inch = one foot
three quarters inch = one foot
one half inch = one foot
three eighths inch = one foot
one quarter inch = one foot
one eighth inch = one foot

If this sheet is not 30" x 42" it is a reduced print - scale accordingly

FONG & CHAN ARCHITECTS
ARCHITECTURE • PLANNING • INTERIOR DESIGN
1361 BUSH STREET • SAN FRANCISCO • CALIFORNIA 94109
TEL (415) 931-8600 • FAX (415) 931-4601 • fca@fca-arch.com

CALIFORNIA NORTHSTATE UNIVERSITY

CALIFORNIA NORTHSTATE UNIVERSITY CENTRAL UTILITY PLANT

9700 W Taron Dr, Elk Grove, CA 95757

NOT FOR CONSTRUCTION

NO	DESCRIPTION	DATE

REVISIONS

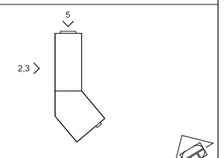

KEY PLAN

SHEET TITLE
EXTERIOR ELEVATIONS

PROJECT NO. 467	SHEET NO. **A3-1A**
DRAWN BY: JL	
CHECKED BY: PD	
SCALE: AS INDICATED	
DATE: 05/15/20	

Plotted on: 7/1/2019 11:13:24 AM

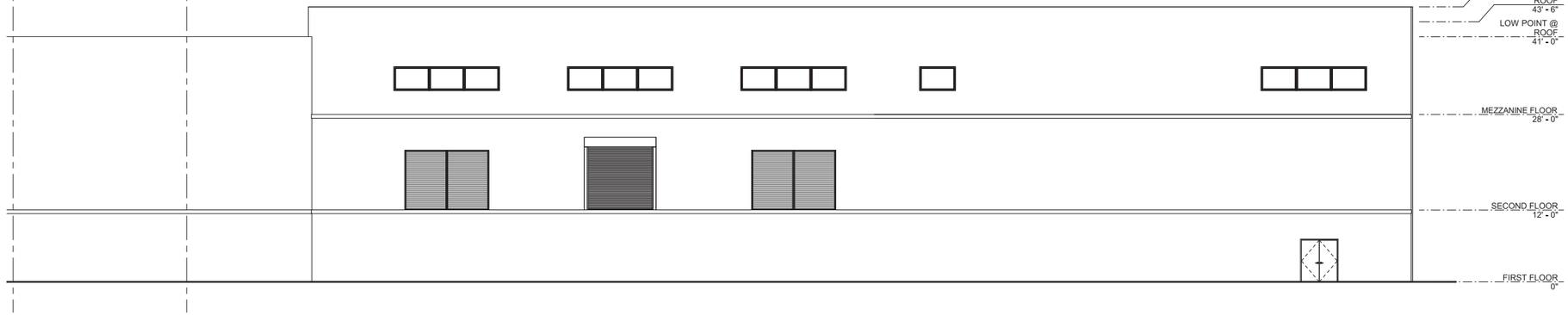

2 EAST ELEVATION
SCALE: 1/8" = 1'-0"

3 EAST ELEVATION CONTINUED
SCALE: 1/8" = 1'-0"

5 SOUTH ELEVATION
SCALE: 1/8" = 1'-0"

three inches = one foot
one and one half inches = one foot
one inch = one foot
three quarters inch = one foot
one half inch = one foot
three eighths inch = one foot
one quarter inch = one foot
one eighth inch = one foot

If this sheet is not 30" x 42" it is a reduced print - scale accordingly

FONG & CHAN ARCHITECTS
ARCHITECTURE • PLANNING • INTERIOR DESIGN
1361 BUSH STREET • SAN FRANCISCO • CALIFORNIA 94109
TEL (415) 931-8600 • FAX (415) 931-4601 • fca@fca-arch.com

CALIFORNIA NORTHSTATE UNIVERSITY

CALIFORNIA NORTHSTATE UNIVERSITY CENTRAL UTILITY PLANT

9700 W Taron Dr, Elk Grove, CA 95757

NOT FOR CONSTRUCTION

NO	DESCRIPTION	DATE
REVISIONS		

KEY PLAN

SHEET TITLE
EXTERIOR ELEVATIONS

PROJECT NO. 467	SHEET NO. **A3-1B**
DRAWN BY: JL	
CHECKED BY: PD	
SCALE: AS INDICATED	
DATE: 05/15/20	

Plotted on: 7/1/2019 11:13:27 AM

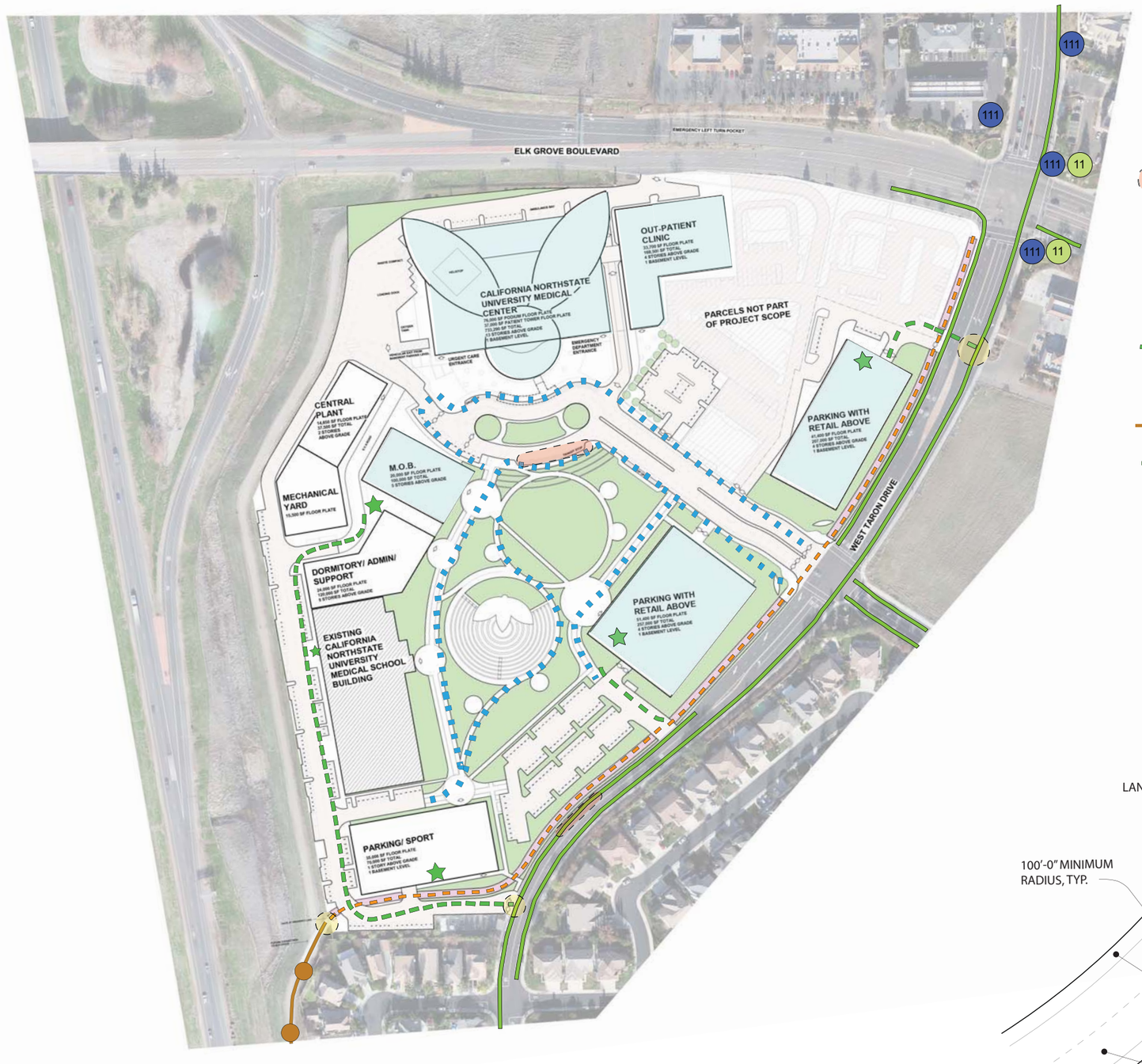

LEGEND

- HIGH PEDESTRIAN TRAFFIC BUILDINGS
- CONNECTION TO EXISTING PATH
- RIDE SHARING STOP
- 11 — ROUTE 111 BUS STOP
- 111 — ROUTE 111 BUS STOP
- SECURE BIKE PARKING
- BIKE CIRCULATION
- PEDESTRIAN CIRCULATION
- PROPOSED HIKING TRAIL
- EXISTING CLASS II BIKE PATH
- TWO-WAY CLASS I BIKEWAY

TRAIL DETAIL

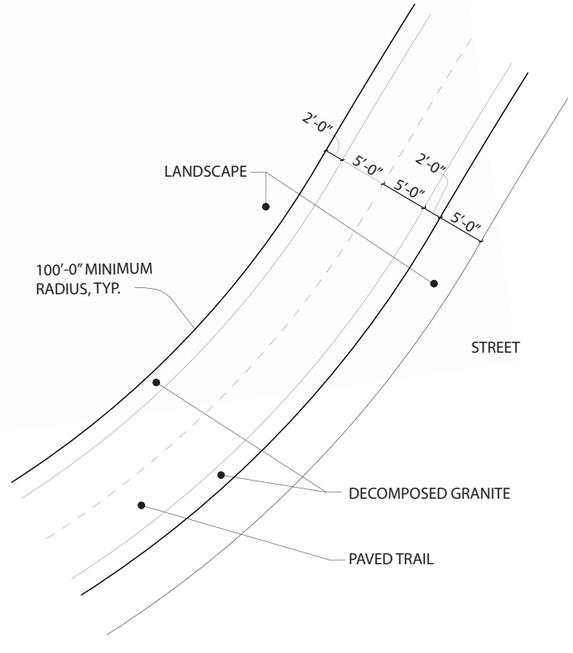

SITE AMENITIES

NOT TO SCALE

If this sheet is not 30" x 42" it is a reduced print - scale accordingly

three inches = one foot
one and one half inches = one foot
one inch = one foot
three quarters inch = one foot
one half inch = one foot
three eighths inch = one foot
one quarter inch = one foot
one eighth inch = one foot

FONG & CHAN ARCHITECTS
ARCHITECTURE • PLANNING • INTERIOR DESIGN
1361 BUSH STREET • SAN FRANCISCO • CALIFORNIA 94109
TEL (415) 931-6600 • FAX (415) 931-4601 • fcia@fcia-arch.com

CALIFORNIA NORTHSTATE UNIVERSITY

CALIFORNIA NORTHSTATE UNIVERSITY MEDICAL CENTER

9700 W Taron Dr, Elk Grove, CA 95757

CONSULTANTS:

NO	DESCRIPTION	DATE

REVISIONS

KEY PLAN

SHEET TITLE
SITE AMENITIES PLAN

PROJECT NO. 467	SHEET NO. A1-05
DRAWN BY: WH	
CHECKED BY: PD	
SCALE:	
DATE: 06/08/2020	

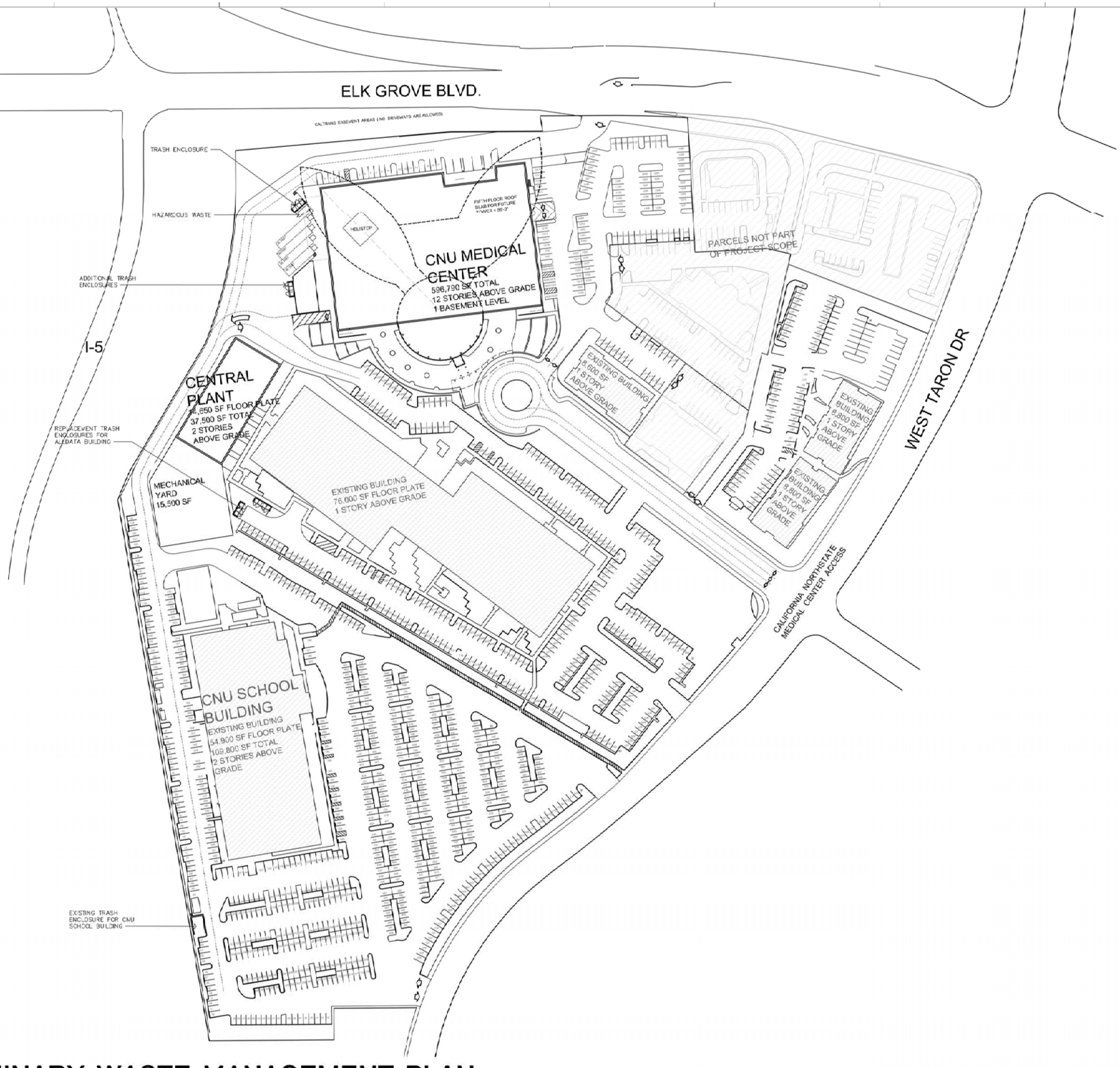

PRELIMINARY WASTE MANAGEMENT PLAN

SCALE: 1" = 60'-0"

If this sheet is not 30" x 42" it is a reduced print - scale accordingly

FONG & CHAN ARCHITECTS
ARCHITECTURE • PLANNING • INTERIOR DESIGN
1301 BUSH STREET • SAN FRANCISCO • CALIFORNIA 94109
TEL (415) 931-6600 • FAX (415) 931-4901 • fca@fca-arch.com

CALIFORNIA NORTHSTATE UNIVERSITY

CALIFORNIA NORTHSTATE UNIVERSITY MEDICAL CENTER

9700 W Taron Dr. Elk Grove, CA 95757

CONSULTANTS:

NO	DESCRIPTION	DATE

REVISIONS

KEY PLAN

SHEET TITLE
PRELIMINARY PHASE 1 WASTE MANAGEMENT PLAN

PROJECT NO. 467	SHEET NO. A1-06
DRAWN BY: WH	
CHECKED BY: PD	
SCALE:	
DATE: 11/05/18	

Plotted on: 9/11/2019 8:55:46 PM

1 PHASE I SITE PLAN (P1)

If this sheet is not 30" x 42" it is a reduced print - scale accordingly

three inches = one foot
one and one half inches = one foot
one inch = one foot
three quarters inch = one foot
one half inch = one foot
three eighths inch = one foot
one quarter inch = one foot
one eighth inch = one foot

FONG & CHAN ARCHITECTS
ARCHITECTURE • PLANNING • INTERIOR DESIGN
1361 BUSH STREET • SAN FRANCISCO • CALIFORNIA 94109
TEL (415) 931-8600 • FAX (415) 931-4601 • fca@fca-arch.com

CALIFORNIA NORTHSTATE UNIVERSITY

CALIFORNIA NORTHSTATE UNIVERSITY MEDICAL CENTER

9700 W Taron Dr, Elk Grove, CA 95757

AGENCY APPROVAL

CONSULTANTS:

NO	DESCRIPTION	DATE

REVISIONS

KEY PLAN

SHEET TITLE
PHASE I
SITE INGRESS/ EGRESS EXHIBIT

PROJECT NO. 467	SHEET NO. **A1-7**
DRAWN BY: WH	
CHECKED BY: Checker	
SCALE: N.T.S.	
DATE: 06/08/2020	

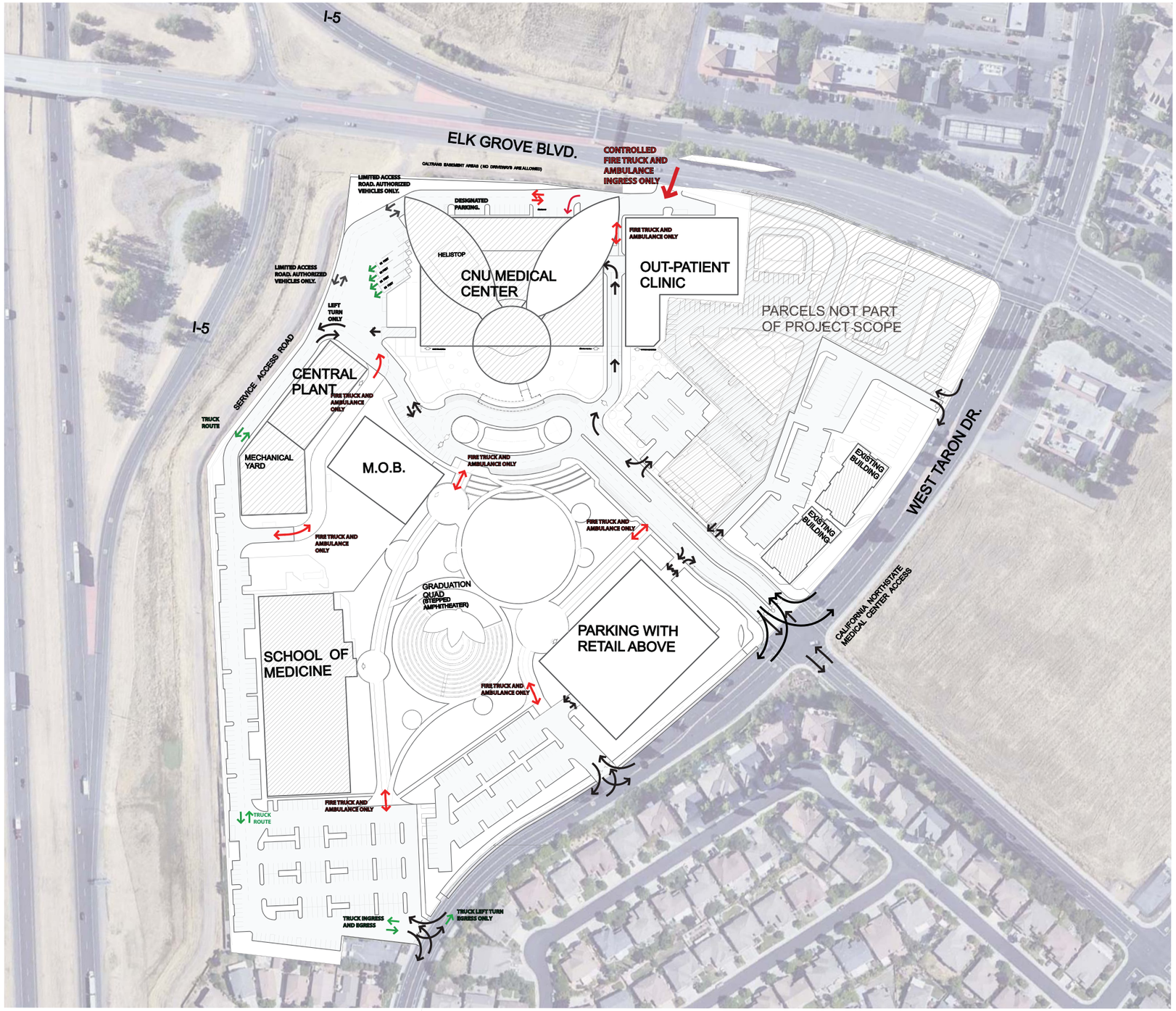

1 PHASE II SITE PLAN (P2)

If this sheet is not 30" x 42" it is a reduced print - scale accordingly

three inches = one foot
one and one half inches = one foot
one inch = one foot
three quarters inch = one foot
one half inch = one foot
three eighths inch = one foot
one quarter inch = one foot
one eighth inch = one foot

FONG & CHAN ARCHITECTS
ARCHITECTURE • PLANNING • INTERIOR DESIGN
1361 BUSH STREET • SAN FRANCISCO • CALIFORNIA 94109
TEL (415) 931-8600 • FAX (415) 931-4601 • fca@fca-arch.com

CALIFORNIA NORTHSTATE UNIVERSITY

CALIFORNIA NORTHSTATE UNIVERSITY MEDICAL CENTER

9700 W Taron Dr, Elk Grove, CA 95757

AGENCY APPROVAL

CONSULTANTS:

NO	DESCRIPTION	DATE

REVISIONS

KEY PLAN

SHEET TITLE

PHASE II SITE INGRESS/ EGRESS EXHIBIT

PROJECT NO. 467	SHEET NO. **A1-8**
DRAWN BY: WH	
CHECKED BY: Checker	
SCALE: N.T.S.	
DATE: 06/08/2020	

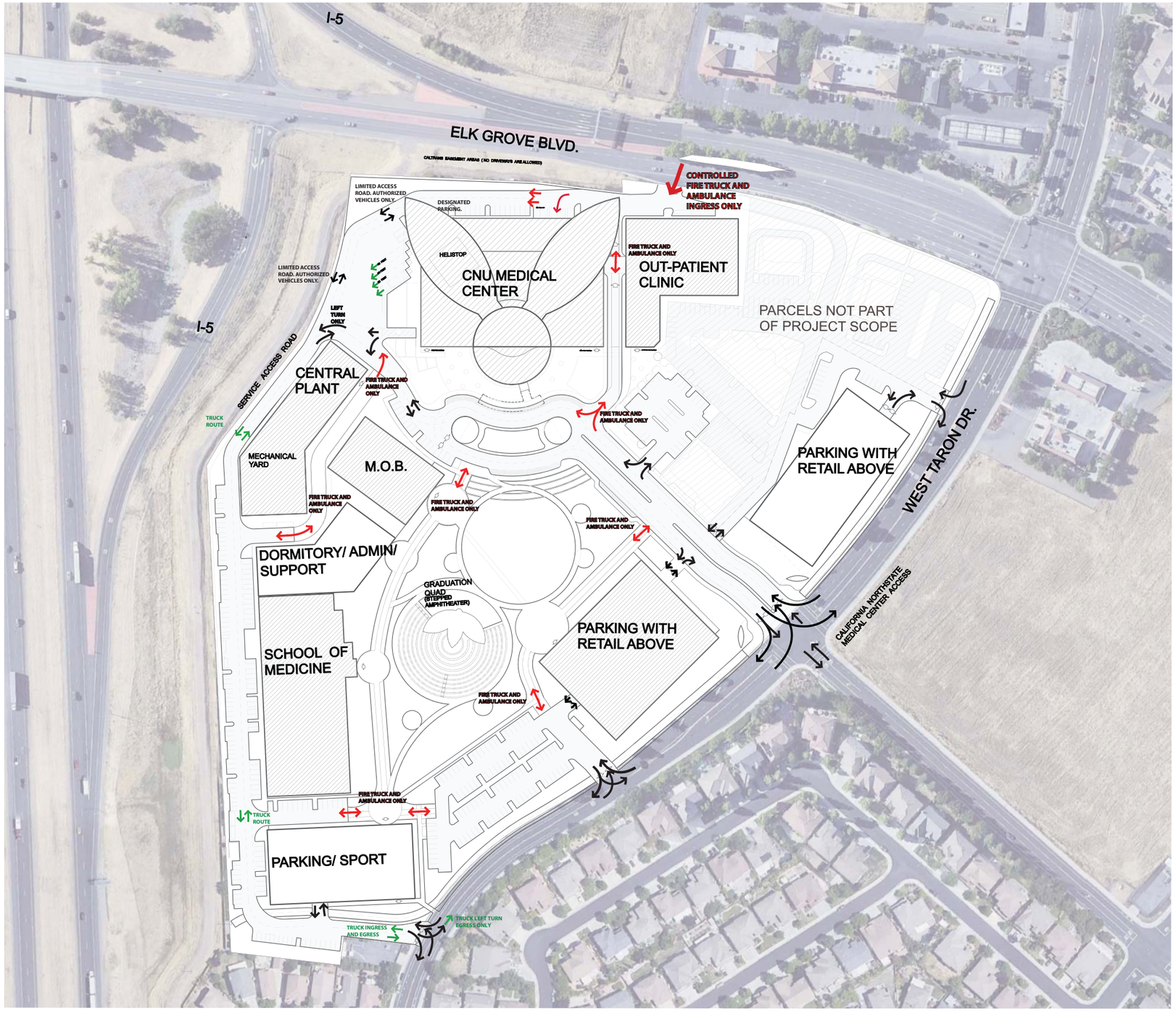

1 MASTER SITE PLAN (P3)

If this sheet is not 30" x 42" it is a reduced print - scale accordingly

three inches = one foot 6" 1
one and one half inches = one foot 6" 0 2
one inch = one foot 6" 0 2
three quarters inch = one foot 6" 0 4
one half inch = one foot 0 4
three eighths inch = one foot 0 8
one quarter inch = one foot 0 4 8
one eighth inch = one foot 0 4 8 16

FONG & CHAN ARCHITECTS
ARCHITECTURE • PLANNING • INTERIOR DESIGN
1361 BUSH STREET • SAN FRANCISCO • CALIFORNIA 94109
TEL (415) 931-8600 • FAX (415) 931-4601 • fca@fca-arch.com

CALIFORNIA NORTHSTATE UNIVERSITY

CALIFORNIA NORTHSTATE UNIVERSITY MEDICAL CENTER

9700 W Taron Dr, Elk Grove, CA 95757

AGENCY APPROVAL

CONSULTANTS:

NO	DESCRIPTION	DATE

REVISIONS

KEY PLAN

SHEET TITLE
MASTER SITE PLAN - PHASE III SITE INGRESS/ EGRESS EXHIBIT - OPTION 3

PROJECT NO. 467	SHEET NO. A1-9
DRAWN BY: WH	
CHECKED BY: Checker	
SCALE: N.T.S.	
DATE: 06/08/2020	

SCHEMATIC PLANT LIST

Locate plants as shown. All trees shall be 24" box

SYMBOL	SPECIES	COMMON NAME	WUCOLS
	TREES		
	Acer rubrum	Red Maple	H
	Platanus acerifolia 'Columbia'	London Plane	M
	Carpinus betulus fastigiata	Hornbeam	M
	Populus nigra	Italian Poplar	M
	Cupressus sempervirens 'stricta'	Italian Cypress	M
	Olea europaea 'Swan Hill'	Fruitless Olive	VL
	Schinus molle	California Pepper	L
	Lagerstroemia indica	Crape Myrtle	L
	Malus spp	Flowering Crabapple	M
	Quercus agrifolia	Coast Live Oak	VL
	Quercus lobata	Valley Oak	L
	Quercus ilex	Holly Oak	L
	Ulmus parvifolia	Chinese Elm	M
	Existing trees to remain		
	SHRUBS- 5 gallon located as shown		
	Olea europea 'Montra'	'Little Ollie' Dwarf Olive	VL
	Rosmarinus officinalis	Rosemary	L
	Prunus ilicifolia	Holly Leaf Cherry	L
	Heteromeles arbutifolia	Toyon	VL
	Arctostaphylos densiflora	Howard McMinn Manzanita	L
	Pittosporum tenuifolium 'Silver Sheen'	Pittosporum	M
	GRASSES-1 gallon located 18" o.c.		
	Festuca californica	California Fescue	M
	Stipa pulchra	Purple Needle Grass	L
	Muhlenbergia rigens	Deer Grass	M
	Helictotrichon sempervirens	Blue Oat Grass	L
	GROUNDCOVERS- locate 1 gallons at 2' oc		
	Baccharis p. 'Pigeon Point	Pigeon Point Baccharis	L
	Coprosma kirkii	Creeping coprosma	L
	Rosmarinus prostratus	Rosemary	L
	Myoporum parvifolium	Dwarf myoporum	L
	VINES- 5 gallon located as shown		
	Vitis C. 'Roger's Red'	Roger's Red Grape	M
	Parthenocissus tricuspidata	Boston Ivy	M
	Rosa "Don Juan"	Climbing Roses	M
	STORMWATER PLANTING 1 gallon located 18" oc		
	Juncus effusus	Soft Rush	M
	Juncus patens	California Gray Rush	M
	Sodded Lawn, See Specs		H

WUCOL LEGEND

VL	VERY LOW WATER USE
L	LOW WATER USE
M	MEDIUM WATER USE
H	HIGH WATER USE

LANDSCAPE AREA DATA

TOTAL SITE	337,714 SF
PARKING LOT	53,678 SF
REQUIRED LANDSCAPE	50,062 SF
PROVIDED LANDSCAPE	57,000 SF

SHADE CALCULATIONS

Per City of Elk Grove, 50% of parking lot to be shaded

SYMBOL	SPECIES	COVERAGE	QTY	AREA (SF)	TOTAL (SF)
	TREES				
	Ulmus parvifolia	FULL	20	700	14,000
	Quercus agrifolia	HALF	25	350	8,750
	Olea europea 'Swan Hill'	QUARTER	7	175	1,225
				TOTAL SHADE COVERAGE	23,975
				TOTAL AREA OF PARKING LOTS	47,937
				SHADE PERCENTAGE	50%

LANDSCAPE MAINTENANCE STATEMENT

All landscaped areas within the project site and within the Right of Way shall be maintained by the Owner.

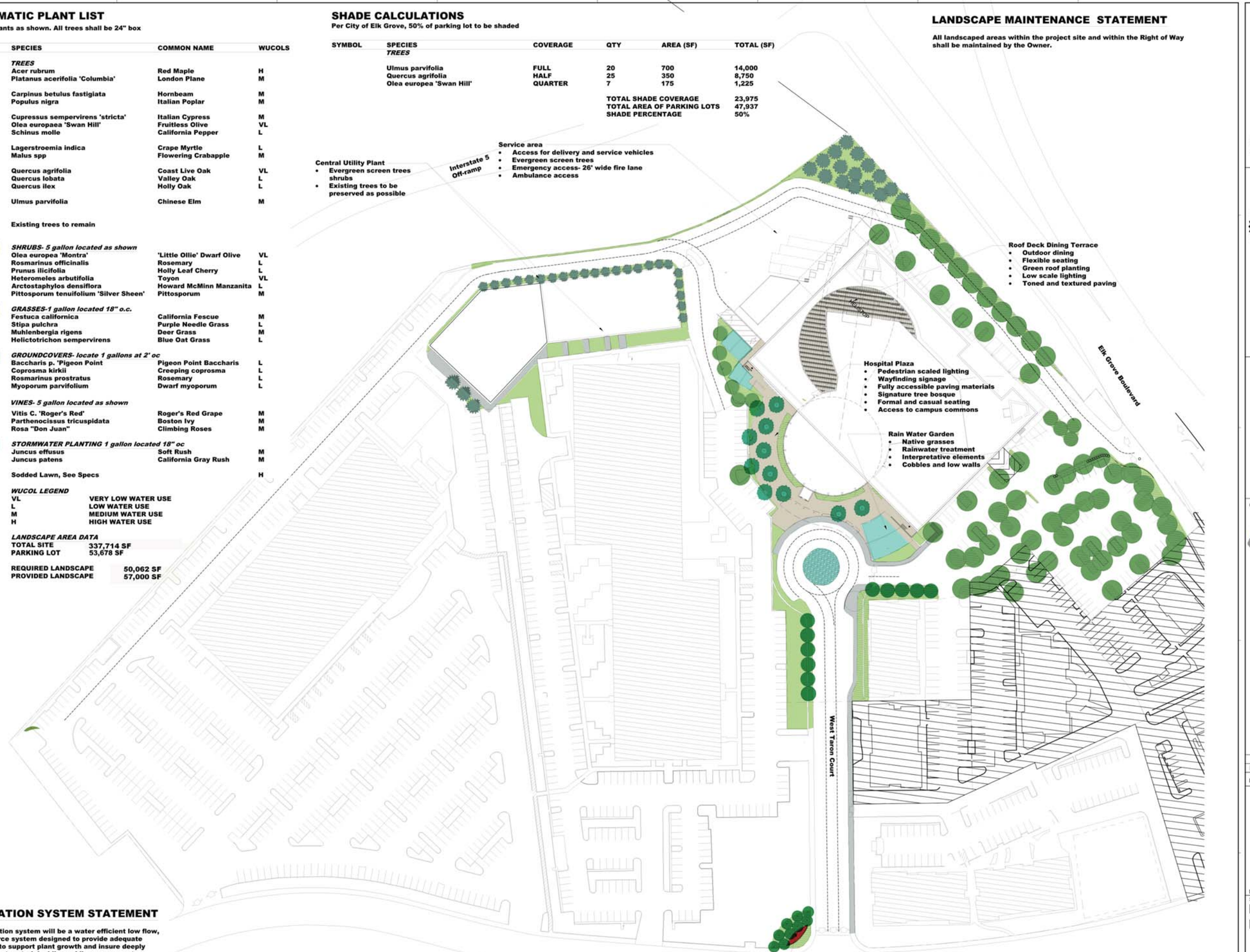

IRRIGATION SYSTEM STATEMENT

The irrigation system will be a water efficient low flow, point source system designed to provide adequate watering to support plant growth and insure deeply rooted plant material while avoiding excess water application. The system will be programable, allowing operation during late night and or early morning hours, with multiple start times and cycles. The system will interface with a weather based sensor that will adjust the amount of water applied to the plant material based on daily weather conditions. Irrigation materials specified for the site will be selected on the basis of durability and ease of maintenance . Landscape irrigation will comply with the California Department of Water Resources Model Water Efficient Landscape Ordinance (MWELO). Water source for Landscape Irrigation will be from existing Non-Potable service at the project site.

three inches = one foot
one and one half inches = one foot
one inch = one foot
three quarters inch = one foot
one half inch = one foot
three eighths inch = one foot
one quarter inch = one foot
one eighth inch = one foot

If this sheet is not 30" x 42" it is a reduced print - scale accordingly

FONG & CHAN ARCHITECTS
ARCHITECTURE • PLANNING • INTERIOR DESIGN
1361 BUSH STREET • SAN FRANCISCO • CALIFORNIA 94109
TEL (415) 931-8600 • FAX (415) 931-4601 • fca@fca-arch.com

CALIFORNIA NORTHSTATE UNIVERSITY

CALIFORNIA NORTHSTATE UNIVERSITY MEDICAL CENTER

9700 W Taron Dr, Elk Grove, CA 95757

CONSULTANTS:

NCE

NO	DESCRIPTION	DATE
REVISIONS		

KEY PLAN

SHEET TITLE
PHASE 1 LANDSCAPE MASTER PLAN

PROJECT NO. 467	SHEET NO. **L1.0**
DRAWN BY: AP	
CHECKED BY: MG	
SCALE: 1" = 50'	
DATE: 5/26/20	

Plotted on:

SCHEMATIC PLANT LIST

Locate plants as shown. All trees shall be 24" box

SYMBOL	SPECIES	COMMON NAME	WUCOLS
	TREES		
	Acer rubrum	Red Maple	H
	Platanus acerifolia 'Columbia'	London Plane	M
	Carpinus betulus fastigiata	Hornbeam	M
	Populus nigra	Italian Poplar	M
	Cupressus sempervirens 'stricta'	Italian Cypress	M
	Olea europaea 'Swan Hill'	Fruitless Olive	VL
	Schinus molle	California Pepper	L
	Lagerstroemia indica	Crape Myrtle	L
	Malus spp	Flowering Crabapple	M
	Quercus agrifolia	Coast Live Oak	VL
	Quercus lobata	Valley Oak	L
	Quercus ilex	Holly Oak	L
	Ulmus parvifolia	Chinese Elm	M
	Existing trees to remain		
	SHRUBS- 5 gallon located as shown		
	Olea europea 'Montra'	'Little Ollie' Dwarf Olive	VL
	Rosmarinus officinalis	Rosemary	L
	Prunus ilicifolia	Holly Leaf Cherry	L
	Heteromeles arbutifolia	Toyon	VL
	Arctostaphylos densiflora	Howard McMinn Manzanita	L
	Pittosporum tenuifolium 'Silver Sheen'	Pittosporum	M
	GRASSES-1 gallon located 18" o.c.		
	Festuca californica	California Fescue	M
	Stipa pulchra	Purple Needle Grass	L
	Muhlenbergia rigens	Deer Grass	M
	Helictotrichon sempervirens	Blue Oat Grass	L
	GROUNDCOVERS- locate 1 gallons at 2' oc		
	Baccharis p. 'Pigeon Point	Pigeon Point Baccharis	L
	Coprosma kirkii	Creeping coprosma	L
	Rosmarinus prostratus	Rosemary	L
	Myoporum parvifolium	Dwarf myoporum	L
	VINES- 5 gallon located as shown		
	Vitis C. 'Roger's Red'	Roger's Red Grape	M
	Parthenocissus tricuspidata	Boston Ivy	M
	Rosa "Don Juan"	Climbing Roses	M
	STORMWATER PLANTING 1 gallon located 18" oc		
	Juncus effusus	Soft Rush	M
	Juncus patens	California Gray Rush	M
	Sodded Lawn, See Specs		H

WUCOL LEGEND

VL	VERY LOW WATER USE
L	LOW WATER USE
M	MEDIUM WATER USE
H	HIGH WATER USE

LANDSCAPE AREA DATA

TOTAL SITE	24.58 AC (1070704.8 SF)
PARKING LOT	53,678 SF
REQUIRED LANDSCAPE	309,658 SF
PROVIDED LANDSCAPE	315,525 SF

SHADE CALCULATIONS

Per City of Elk Grove, 50% of parking lot to be shaded

SYMBOL	SPECIES	COVERAGE	QTY	AREA (SF)	TOTAL (SF)
	TREES				
	Ulmus parvifolia	FULL	16	700	11,200
	Quercus agrifolia	HALF	43	350	15,050
	Olea europaea 'Swan Hill'	QUARTER	4	175	700
			TOTAL SHADE COVERAGE		26,950
			TOTAL AREA OF PARKING LOTS		53,678
			SHADE PERCENTAGE		50%

LANDSCAPE MAINTENANCE STATEMENT

All landscaped areas within the project site and within the Right of Way shall be maintained by the Owner.

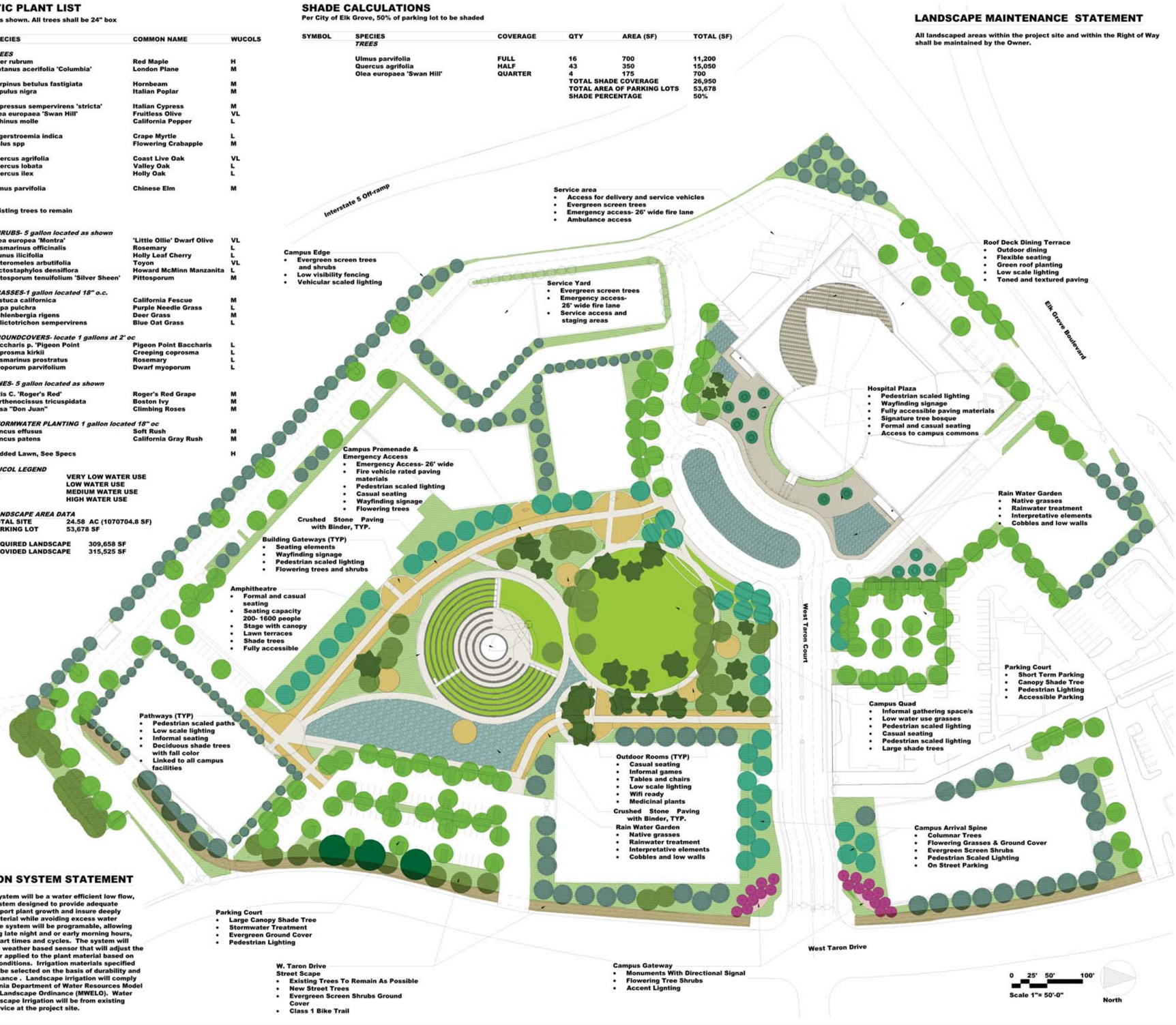

IRRIGATION SYSTEM STATEMENT

The irrigation system will be a water efficient low flow, point source system designed to provide adequate watering to support plant growth and insure deeply rooted plant material while avoiding excess water application. The system will be programable, allowing operation during late night and or early morning hours, with multiple start times and cycles. The system will interface with a weather based sensor that will adjust the amount of water applied to the plant material based on daily weather conditions. Irrigation materials specified for the site will be selected on the basis of durability and ease of maintenance . Landscape irrigation will comply with the California Department of Water Resources Model Water Efficient Landscape Ordinance (MWELO). Water source for Landscape Irrigation will be from existing Non-Potable service at the project site.

If this sheet is not 30" x 42" it is a reduced print - scale accordingly

FONG & CHAN ARCHITECTS
ARCHITECTURE • PLANNING • INTERIOR DESIGN
1361 BUSH STREET • SAN FRANCISCO • CALIFORNIA 94109
TEL (415) 931-8600 • FAX (415) 931-4601 • fca@fca-arch.com

CALIFORNIA NORTHSTATE UNIVERSITY

CALIFORNIA NORTHSTATE UNIVERSITY MEDICAL CENTER

9700 W Taron Dr, Elk Grove, CA 95757

CONSULTANTS:

NCE

NO	DESCRIPTION	DATE
REVISIONS		

KEY PLAN

SHEET TITLE

PHASE 3 LANDSCAPE MASTER PLAN

PROJECT NO. 467	SHEET NO. **L1.1**
DRAWN BY: AP	
CHECKED BY: MG	
SCALE: 1" = 50'	
DATE: 5/20/20	

Plotted on:

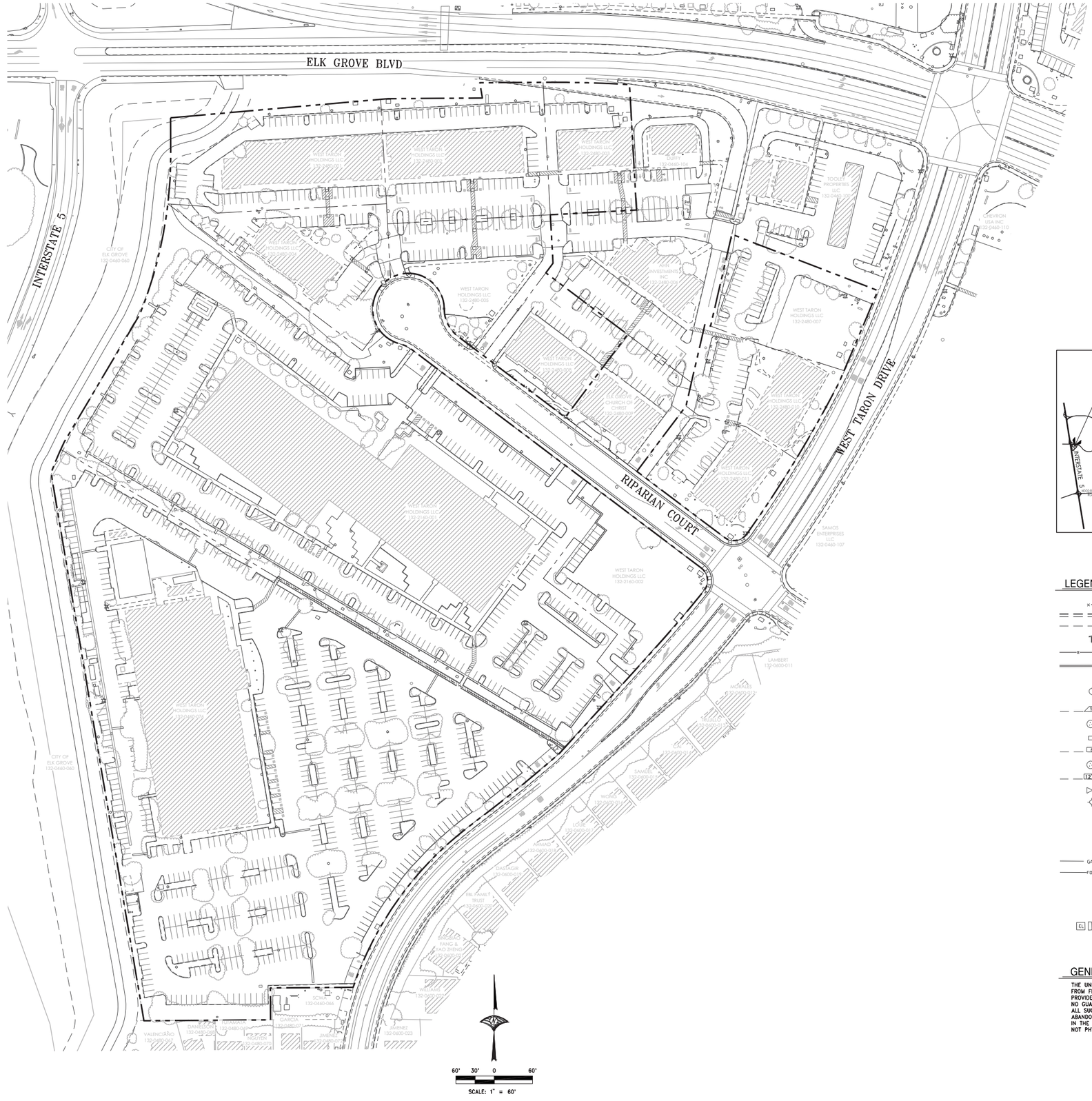

VICINITY MAP

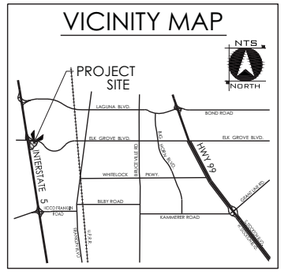

LEGEND

- SPOT ELEVATION
- CURB & GUTTER
- EDGE OF HARDSCAPE
- ACCESSIBLE RAMP
- FENCE
- WALL
- SIGN, AS INDICATED
- TREE OR SHRUB
- STORM DRAIN LINE
- SDMH — STORM DRAIN MANHOLE
- DI — DRAIN INLET
- SANITARY SEWER LINE
- SSMH — SANITARY SEWER MANHOLE
- WATER LINE
- WATER VALVE
- FH — FIRE HYDRANT
- FIRE DEPT. CONN. & POST INDICATOR VALVE
- WATER METER
- REDUCED PRESSURE BACKFLOW PREVENTOR
- IRRIGATION VALVE BOX
- GAS — GAS LINE
- FOB/T — FIBER OPTIC/TEL LINE
- FIBER OPTIC MARKER
- TV/CABLE BOX
- TELEPHONE BOX
- ELECTRIC VAULT, BOX, OR PANEL

GENERAL NOTE

THE UNDERGROUND UTILITIES SHOWN HAVE BEEN LOCATED FROM FIELD SURVEY INFORMATION AND EXISTING DRAWINGS PROVIDED TO WOOD RODGERS. WOOD RODGERS, INC. MAKES NO GUARANTEE THAT THE UNDERGROUND UTILITIES COMPRISE ALL SUCH UTILITIES IN THE AREA EITHER IN SERVICE OR ABANDONED OR THAT THE UNDERGROUND UTILITIES SHOWN ARE IN THE EXACT LOCATION INDICATED. WOOD RODGERS, INC. HAS NOT PHYSICALLY LOCATED THE UNDERGROUND UTILITIES.

three inches = one foot
one and one-half inches = one foot
one inch = one foot
three quarters inch = one foot
one half inch = one foot
three eighths inch = one foot
one quarter inch = one foot
one eighth inch = one foot

If this sheet is not 30" x 42" it is a reduced print - scale accordingly

FONG & CHAN ARCHITECTS
ARCHITECTURE • PLANNING • INTERIOR DESIGN
1361 BUSH STREET • SAN FRANCISCO • CALIFORNIA 94109
TEL (415) 931-6600 • FAX (415) 931-4601 • fca@fcaarch.com

CALIFORNIA NORTHSTATE UNIVERSITY

CALIFORNIA NORTHSTATE UNIVERSITY MEDICAL CENTER

9700 W Taron Dr, Elk Grove, CA 95757

CONSULTANTS:

WOOD RODGERS
BUILDING RELATIONSHIPS ONE PROJECT AT A TIME
3301 C ST, BLDG. 100-B TEL 916.341.7760
SACRAMENTO, CA 95816 FAX 916.341.7767

NO	DESCRIPTION	DATE
REVISIONS		

KEY PLAN

SHEET TITLE

EXISTING TOPOGRAPHY PLAN

PROJECT NO. 467	SHEET NO. **C1.0**
DRAWN BY: P. ROBERTS	
CHECKED BY: M. SPOKELY	
SCALE:	
DATE: 04/01/2020	

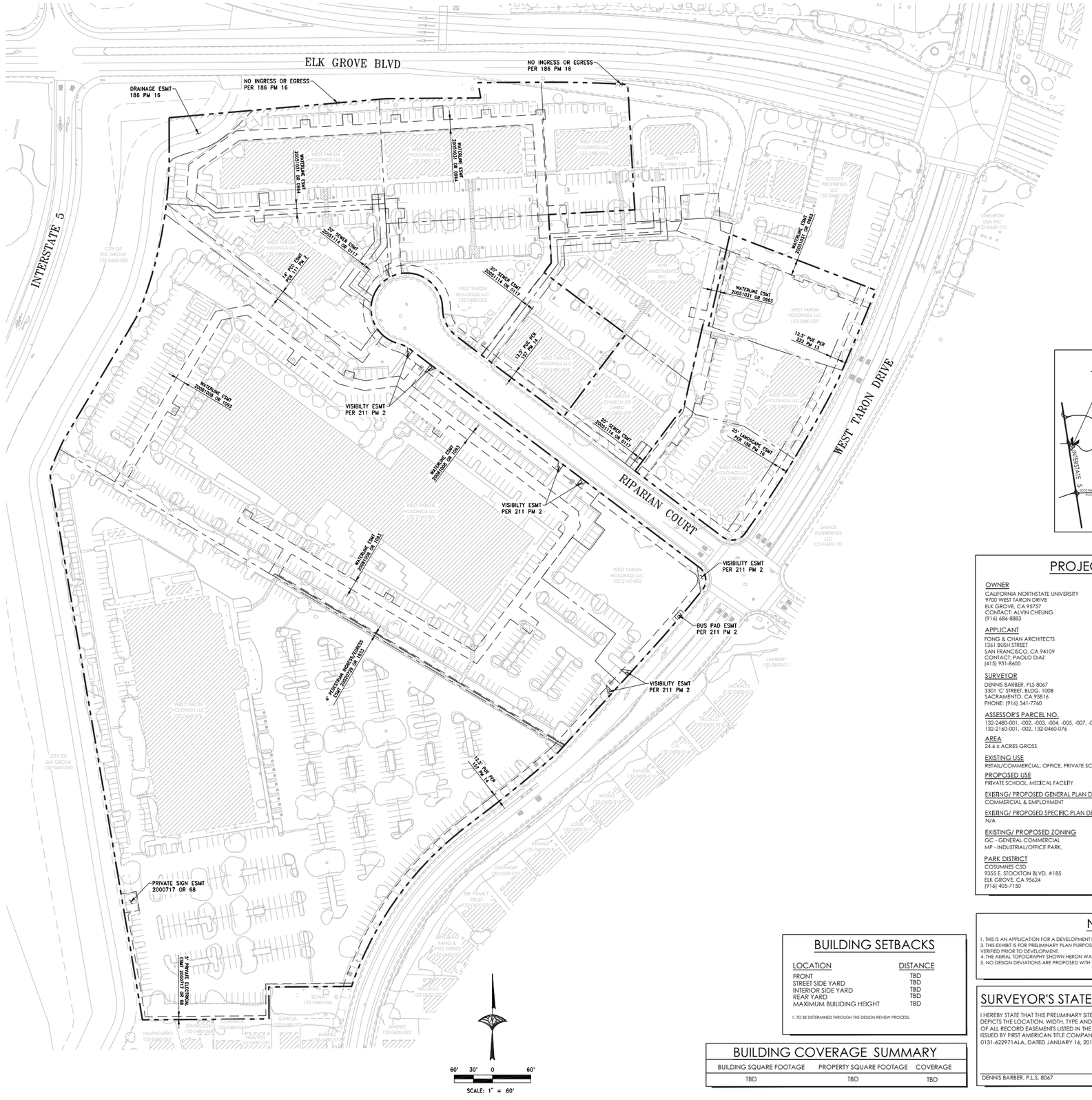

VICINITY MAP

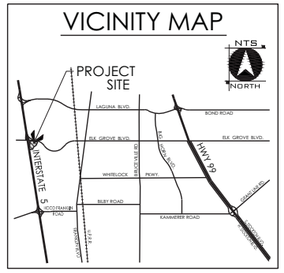

PROJECT NOTES

OWNER
CALIFORNIA NORTHSTATE UNIVERSITY
9700 WEST TARON DRIVE
ELK GROVE, CA 95757
CONTACT: ALVIN CHEUNG
(916) 686-8883

APPLICANT
FONG & CHAN ARCHITECTS
1361 BUSH STREET
SAN FRANCISCO, CA 94109
CONTACT: PAOLO DIAZ
(415) 931-8600

SURVEYOR
DENNIS BARBER, PLS 8067
3301 'C' STREET, BLDG. 100B
SACRAMENTO, CA 95816
PHONE: (916) 341-7760

ASSESSOR'S PARCEL NO.
132-2480-001, -002, -003, -004, -005, -007, -008, -010, -011
132-2160-001, -002, 132-0460-076

AREA
24.6 ± ACRES GROSS

EXISTING USE
RETAIL/COMMERCIAL, OFFICE, PRIVATE SCHOOL

PROPOSED USE
PRIVATE SCHOOL, MEDICAL FACILITY

EXISTING/ PROPOSED GENERAL PLAN DESIGNATION
COMMERCIAL & EMPLOYMENT

EXISTING/ PROPOSED SPECIFIC PLAN DESIGNATION
N/A

EXISTING/ PROPOSED ZONING
GC - GENERAL COMMERCIAL
MP - INDUSTRIAL/OFFICE PARK,

PARK DISTRICT
COSUMNES CSD
9355 E. STOCKTON BLVD. #185
ELK GROVE, CA 95624
(916) 405-7150

FIRE PROTECTION
COSUMNES CSD
9355 E. STOCKTON BLVD. #185
ELK GROVE, CA 95624
(916) 405-7150

SCHOOL DISTRICT
ELK GROVE UNIFIED SCHOOL DISTRICT
9510 ELK GROVE-FLORIN ROAD
ELK GROVE, CA 95624
(916) 686-5085

SEWER
SACRAMENTO AREA SEWER DISTRICT
10060 GOETHE ROAD
SACRAMENTO, CA 95827
(916) 876-7526

STORM DRAINAGE
CITY OF ELK GROVE
8401 LAGUNA PALMS WAY
ELK GROVE, CA 95758
(916) 687-3005

WATER
SACRAMENTO COUNTY WATER AGENCY
827 7TH STREET, ROOM 301
SACRAMENTO, CA 95814
(916) 874-6851

ELECTRICITY
SMUD
6301 S STREET
SACRAMENTO, CA 95817
(916) 742-7683

GAS
PG&E
5555 FLORIN PERKINS ROAD
SACRAMENTO, CA 95826
(916) 386-5453

TELEPHONE
FRONTIER COMMUNICATIONS
9257 LAGUNA SPRINGS WAY #160
ELK GROVE, CA 95758
(916) 691-5615

BUILDING SETBACKS

LOCATION	DISTANCE
FRONT	TBD
STREET SIDE YARD	TBD
INTERIOR SIDE YARD	TBD
REAR YARD	TBD
MAXIMUM BUILIDING HEIGHT	TBD

1. TO BE DETERMINED THROUGH THE DESIGN REVIEW PROCESS.

BUILDING COVERAGE SUMMARY

BUILDING SQUARE FOOTAGE	PROPERTY SQUARE FOOTAGE	COVERAGE
TBD	TBD	TBD

NOTES

1. THIS IS AN APPLICATION FOR A DEVELOPMENT PERMIT.
3. THIS EXHIBIT IS FOR PRELIMINARY PLAN PURPOSES ONLY. ALL SITE CHARACTERISTICS ARE TO BE VERIFIED PRIOR TO DEVELOPMENT.
4. THE AERIAL TOPOGRAPHY SHOWN HERON WAS PROVIDED BY OTHERS.
5. NO DESIGN DEVIATIONS ARE PROPOSED WITH THIS SITE DESIGN.

SURVEYOR'S STATEMENT

I HEREBY STATE THAT THIS PRELIMINARY SITE PLAN ACCURATELY DEPICTS THE LOCATION, WIDTH, TYPE AND RECORDING INFORMATION OF ALL RECORD EASEMENTS LISTED IN THE PRELIMINARY TITLE REPORT ISSUED BY FIRST AMERICAN TITLE COMPANY, ORDER NO. 0131-622971ALA, DATED JANUARY 16, 2019.

PROFESSIONAL LAND SURVEYOR DENNIS L. BARBER EXP:12-31-19 No. 8067 STATE OF CALIFORNIA

DENNIS BARBER, P.L.S. 8067 DATE

FONG & CHAN ARCHITECTS
ARCHITECTURE • PLANNING • INTERIOR DESIGN
1361 BUSH STREET • SAN FRANCISCO • CALIFORNIA 94109
TEL (415) 931-8600 • FAX (415) 931-4601 • fca@fcaarch.com

CALIFORNIA NORTHSTATE UNIVERSITY

CALIFORNIA NORTHSTATE UNIVERSITY MEDICAL CENTER

9700 W Taron Dr, Elk Grove, CA 95757

CONSULTANTS:

WOOD RODGERS
BUILDING RELATIONSHIPS ONE PROJECT AT A TIME
3301 C ST, BLDG. 100-B TEL 916.341.7760
SACRAMENTO, CA 95816 FAX 916.341.7767

NO	DESCRIPTION	DATE

REVISIONS

KEY PLAN

SHEET TITLE

EXISTING SITE EASEMENT PLAN

PROJECT NO. 467	SHEET NO. C1.1
DRAWN BY: P. ROBERTS	
CHECKED BY: M. SPOKELY	
SCALE:	
DATE: 04/01/2020	

three inches = one foot
one and one-half inches = one foot
one inch = one foot
three quarters inch = one foot
one half inch = one foot
three eighths inch = one foot
one quarter inch = one foot
one eighth inch = one foot

If this sheet is not 30" x 42" it is a reduced print - scale accordingly

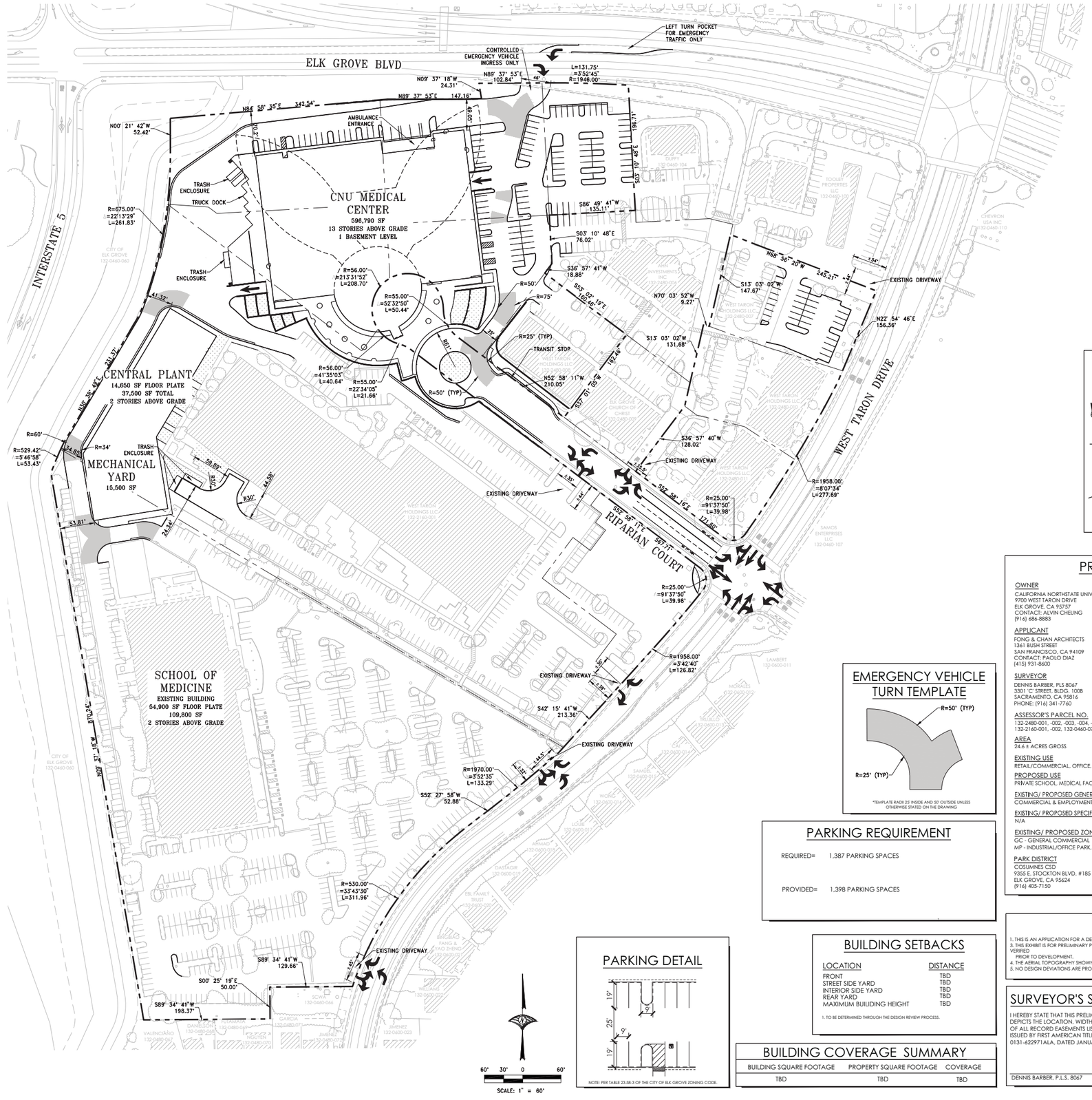

VICINITY MAP

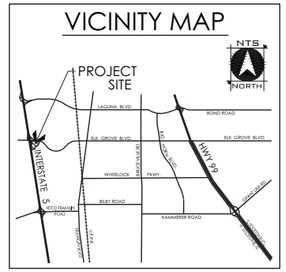

PROJECT NOTES

OWNER
CALIFORNIA NORTHSTATE UNIVERSITY
9700 WEST TARON DRIVE
ELK GROVE, CA 95757
CONTACT: ALVIN CHEUNG
(916) 686-8883

APPLICANT
FONG & CHAN ARCHITECTS
1361 BUSH STREET
SAN FRANCISCO, CA 94109
CONTACT: PAOLO DIAZ
(415) 931-8600

SURVEYOR
DENNIS BARBER, PLS 8067
3301 'C' STREET, BLDG. 100B
SACRAMENTO, CA 95816
PHONE: (916) 341-7760

ASSESSOR'S PARCEL NO.
132-0480-001, -002, -003, -004, -005, -007, -008, -010, -011
132-2160-001, -002; 132-0460-076

AREA
24.6 ± ACRES GROSS

EXISTING USE
RETAIL/COMMERCIAL, OFFICE, PRIVATE SCHOOL

PROPOSED USE
PRIVATE SCHOOL, MEDICAL FACILITY

EXISTING/ PROPOSED GENERAL PLAN DESIGNATION
COMMERCIAL & EMPLOYMENT

EXISTING/ PROPOSED SPECIFIC PLAN DESIGNATION
N/A

EXISTING/ PROPOSED ZONING
GC - GENERAL COMMERCIAL
MP - INDUSTRIAL/OFFICE PARK,

PARK DISTRICT
COSUMNES CSD
9355 E. STOCKTON BLVD. #185
ELK GROVE, CA 95624
(916) 405-7150

FIRE PROTECTION
COSUMNES CSD
9355 E. STOCKTON BLVD. #185
ELK GROVE, CA 95624
(916) 405-7150

SCHOOL DISTRICT
ELK GROVE UNIFIED SCHOOL DISTRICT
9510 ELK GROVE-FLORIN ROAD
ELK GROVE, CA 95624
(916) 686-5085

SEWER
SACRAMENTO AREA SEWER DISTRICT
10060 GOETHE ROAD
SACRAMENTO, CA 95827
(916) 876-7526

STORM DRAINAGE
CITY OF ELK GROVE
8401 LAGUNA PALMS WAY
ELK GROVE, CA 95758
(916) 687-3005

WATER
SACRAMENTO COUNTY WATER AGENCY
827 7TH STREET, ROOM 301
SACRAMENTO, CA 95814
(916) 874-6851

ELECTRICITY
SMUD
6301 S STREET
SACRAMENTO, CA 95817
(916) 742-7683

GAS
PG&E
5555 FLORIN PERKINS ROAD
SACRAMENTO, CA 95826
(916) 386-5453

TELEPHONE
FRONTIER COMMUNICATIONS
9257 LAGUNA SPRINGS WAY #160
ELK GROVE, CA 95758
(916) 691-5615

EMERGENCY VEHICLE TURN TEMPLATE

*TEMPLATE RADII 25' INSIDE AND 50' OUTSIDE UNLESS OTHERWISE STATED ON THE DRAWING

PARKING REQUIREMENT

REQUIRED= 1,387 PARKING SPACES

PROVIDED= 1,398 PARKING SPACES

PARKING DETAIL

NOTE: PER TABLE 23.58-3 OF THE CITY OF ELK GROVE ZONING CODE.

BUILDING SETBACKS

LOCATION	DISTANCE
FRONT	TBD
STREET SIDE YARD	TBD
INTERIOR SIDE YARD	TBD
REAR YARD	TBD
MAXIMUM BUILIDING HEIGHT	TBD

1. TO BE DETERMINED THROUGH THE DESIGN REVIEW PROCESS.

BUILDING COVERAGE SUMMARY

BUILDING SQUARE FOOTAGE	PROPERTY SQUARE FOOTAGE	COVERAGE
TBD	TBD	TBD

NOTES

1. THIS IS AN APPLICATION FOR A DEVELOPMENT PERMIT.
3. THIS EXHIBIT IS FOR PRELIMINARY PLAN PURPOSES ONLY. ALL SITE CHARACTERISTICS ARE TO BE VERIFIED PRIOR TO DEVELOPMENT.
4. THE AERIAL TOPOGRAPHY SHOWN HERON WAS PROVIDED BY OTHERS.
5. NO DESIGN DEVIATIONS ARE PROPOSED WITH THIS SITE DESIGN.

SURVEYOR'S STATEMENT

I HEREBY STATE THAT THIS PRELIMINARY SITE PLAN ACCURATELY DEPICTS THE LOCATION, WIDTH, TYPE AND RECORDING INFORMATION OF ALL RECORD EASEMENTS LISTED IN THE PRELIMINARY TITLE REPORT ISSUED BY FIRST AMERICAN TITLE COMPANY, ORDER NO. 0131-622971ALA, DATED JANUARY 16, 2019.

PROFESSIONAL LAND SURVEYOR DENNIS L. BARBER EXP:12-31-19 No. 8067 STATE OF CALIFORNIA

DENNIS BARBER, P.L.S. 8067 DATE

FONG & CHAN ARCHITECTS
ARCHITECTURE • PLANNING • INTERIOR DESIGN
1361 BUSH STREET • SAN FRANCISCO • CALIFORNIA 94109
TEL (415) 931-8600 • FAX (415) 931-4601 • fca@fcaarch.com

CALIFORNIA NORTHSTATE UNIVERSITY

CALIFORNIA NORTHSTATE UNIVERSITY MEDICAL CENTER

9700 W Taron Dr, Elk Grove, CA 95757

CONSULTANTS:

WOOD RODGERS
BUILDING RELATIONSHIPS ONE PROJECT AT A TIME
3301 C ST, BLDG. 100-B TEL 916.341.7760
SACRAMENTO, CA 95816 FAX 916.341.7767

NO	DESCRIPTION	DATE
REVISIONS		

KEY PLAN

SHEET TITLE

PHASE 1 - PRELIMINARY SITE PLAN

PROJECT NO. 467	SHEET NO. C2.0
DRAWN BY: P. ROBERTS	
CHECKED BY: M. SPOKELY	
SCALE:	
DATE: 06/08/2020	

three inches = one foot
one and one half inches = one foot
one inch = one foot
three quarters inch = one foot
one half inch = one foot
three eighths inch = one foot
one quarter inch = one foot
one eighth inch = one foot

If this sheet is not 30" x 42" it is a reduced print - scale accordingly

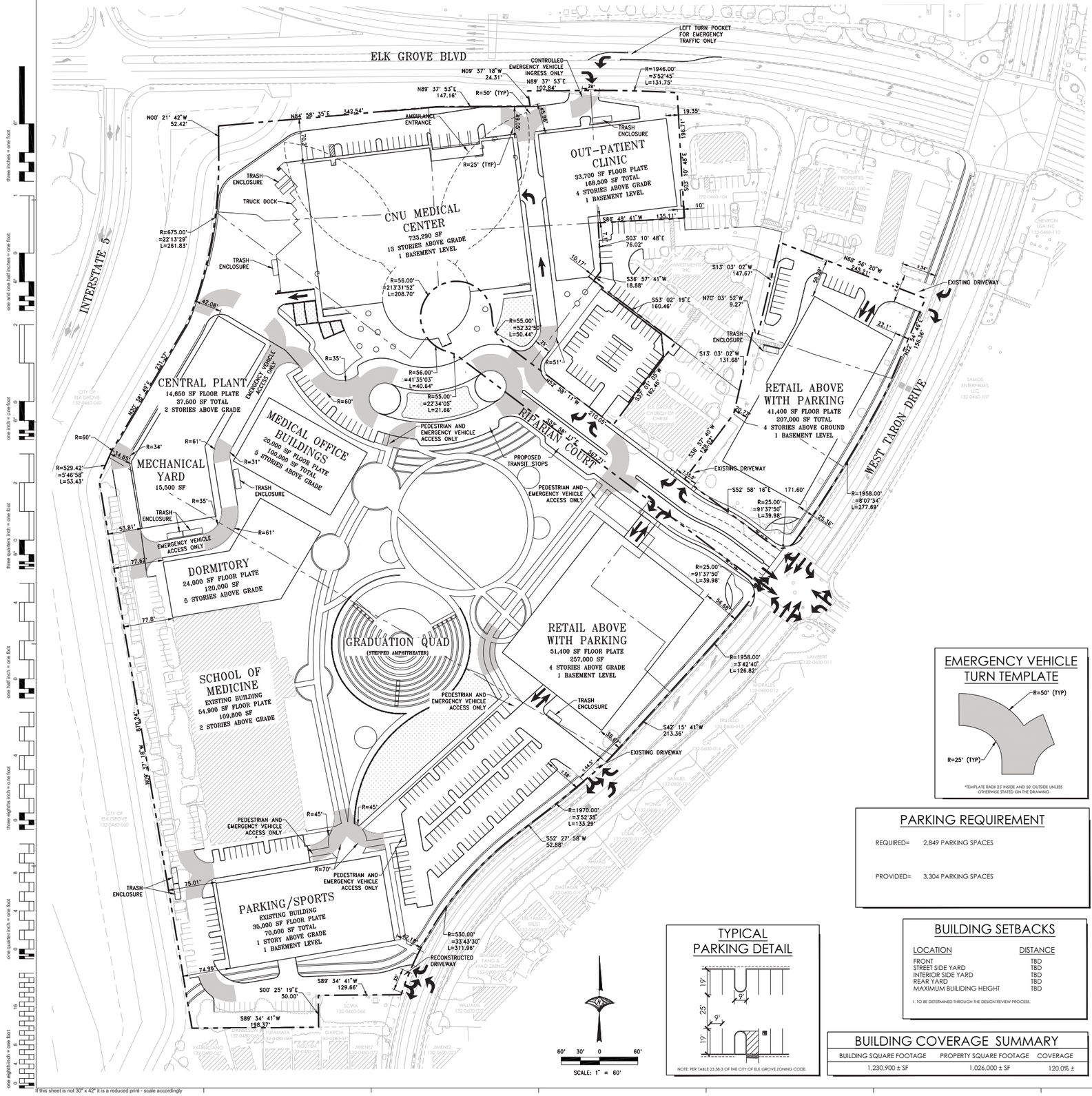

VICINITY MAP

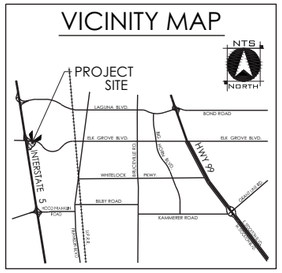

PROJECT NOTES

OWNER
CALIFORNIA NORTHSTATE UNIVERSITY
9700 WEST TARON DRIVE
ELK GROVE, CA 95757
CONTACT: ALVIN CHEUNG
(916) 686-8883

APPLICANT
FONG & CHAN ARCHITECTS
1361 BUSH STREET
SAN FRANCISCO, CA 94109
CONTACT: PAOLO DIAZ
(415) 931-8600

SURVEYOR
DENNIS BARBER, PLS 8067
3301 'C' STREET, BLDG. 100B
SACRAMENTO, CA 95816
PHONE: (916) 341-7760

ASSESSOR'S PARCEL NO.
132-2480-001, -002, -003, -004, -005, -007, -008, -010, -011
132-2160-001, -002, 132-0460-076

AREA
24.6 ± ACRES GROSS

EXISTING USE
RETAIL/COMMERCIAL, OFFICE, PRIVATE SCHOOL

PROPOSED USE
PRIVATE SCHOOL, MEDICAL FACILITY

EXISTING/ PROPOSED GENERAL PLAN DESIGNATION
COMMERCIAL & EMPLOYMENT

EXISTING/ PROPOSED SPECIFIC PLAN DESIGNATION
N/A

EXISTING/ PROPOSED ZONING
GC - GENERAL COMMERCIAL
MP - INDUSTRIAL/OFFICE PARK,

PARK DISTRICT
COSUMNES CSD
9355 E. STOCKTON BLVD. #185
ELK GROVE, CA 95624
(916) 405-7150

FIRE PROTECTION
COSUMNES CSD
9355 E. STOCKTON BLVD. #185
ELK GROVE, CA 95624
(916) 405-7150

SCHOOL DISTRICT
ELK GROVE UNIFIED SCHOOL DISTRICT
9510 ELK GROVE-FLORIN ROAD
ELK GROVE, CA 95624
(916) 686-5085

SEWER
SACRAMENTO AREA SEWER DISTRICT
10060 GOETHE ROAD
SACRAMENTO, CA 95827
(916) 876-7526

STORM DRAINAGE
CITY OF ELK GROVE
8401 LAGUNA PALMS WAY
ELK GROVE, CA 95758
(916) 687-3005

WATER
SACRAMENTO COUNTY WATER AGENCY
827 7TH STREET, ROOM 301
SACRAMENTO, CA 95814
(916) 874-6851

ELECTRICITY
SMUD
6301 S STREET
SACRAMENTO, CA 95817
(916) 742-7683

GAS
PG&E
5555 FLORIN PERKINS ROAD
SACRAMENTO, CA 95826
(916) 386-5453

TELEPHONE
FRONTIER COMMUNICATIONS
9257 LAGUNA SPRINGS WAY #160
ELK GROVE, CA 95758
(916) 691-5615

EMERGENCY VEHICLE TURN TEMPLATE

*TEMPLATE RADII 25' INSIDE AND 50' OUTSIDE UNLESS OTHERWISE STATED ON THE DRAWING

PARKING REQUIREMENT

REQUIRED= 2,849 PARKING SPACES

PROVIDED= 3,304 PARKING SPACES

BUILDING SETBACKS

LOCATION	DISTANCE
FRONT	TBD
STREET SIDE YARD	TBD
INTERIOR SIDE YARD	TBD
REAR YARD	TBD
MAXIMUM BUILIDING HEIGHT	TBD

1. TO BE DETERMINED THROUGH THE DESIGN REVIEW PROCESS.

NOTES

1. THIS IS AN APPLICATION FOR A DEVELOPMENT PERMIT.
3. THIS EXHIBIT IS FOR PRELIMINARY PLAN PURPOSES ONLY. ALL SITE CHARACTERISTICS ARE TO BE VERIFIED PRIOR TO DEVELOPMENT.
4. THE AERIAL TOPOGRAPHY SHOWN HERON WAS PROVIDED BY OTHERS.
5. NO DESIGN DEVIATIONS ARE PROPOSED WITH THIS SITE DESIGN.

TYPICAL PARKING DETAIL

NOTE: PER TABLE 23.58-3 OF THE CITY OF ELK GROVE ZONING CODE.

BUILDING COVERAGE SUMMARY

BUILDING SQUARE FOOTAGE	PROPERTY SQUARE FOOTAGE	COVERAGE
1,230,900 ± SF	1,026,000 ± SF	120.0% ±

SURVEYOR'S STATEMENT

I HEREBY STATE THAT THIS PRELIMINARY SITE PLAN ACCURATELY DEPICTS THE LOCATION, WIDTH, TYPE AND RECORDING INFORMATION OF ALL RECORD EASEMENTS LISTED IN THE PRELIMINARY TITLE REPORT ISSUED BY FIRST AMERICAN TITLE COMPANY, ORDER NO. 0131-622971AIA, DATED JANUARY 16, 2019.

PROFESSIONAL LAND SURVEYOR DENNIS L. BARBER EXP-12-31-19 No. 8067 STATE OF CALIFORNIA

DENNIS BARBER, P.L.S. 8067 DATE

FONG & CHAN ARCHITECTS
ARCHITECTURE • PLANNING • INTERIOR DESIGN
1361 BUSH STREET • SAN FRANCISCO • CALIFORNIA 94109
TEL (415) 931-8600 • FAX (415) 931-4601 • fca@fca-arch.com

CALIFORNIA NORTHSTATE UNIVERSITY

CALIFORNIA NORTHSTATE UNIVERSITY MEDICAL CENTER

9700 W Taron Dr, Elk Grove, CA 95757

CONSULTANTS:

WOOD RODGERS
BUILDING RELATIONSHIPS ONE PROJECT AT A TIME
3301 C ST, BLDG. 100-B TEL 916.341.7760
SACRAMENTO, CA 95816 FAX 916.341.7767

NO	DESCRIPTION	DATE
REVISIONS		

KEY PLAN

SHEET TITLE

PHASE 3 FINAL BUILD OUT - PRELIMINARY SITE PLAN

PROJECT NO. 467	SHEET NO. C2.1
DRAWN BY: P. ROBERTS	
CHECKED BY: M. SPOKELY	
SCALE:	
DATE: 06/08/2020	

three inches = one foot
one and one half inches = one foot
one inch = one foot
three quarters inch = one foot
one half inch = one foot
three eighths inch = one foot
one quarter inch = one foot
one eighth inch = one foot

If this sheet is not 30" x 42" it is a reduced print - scale accordingly

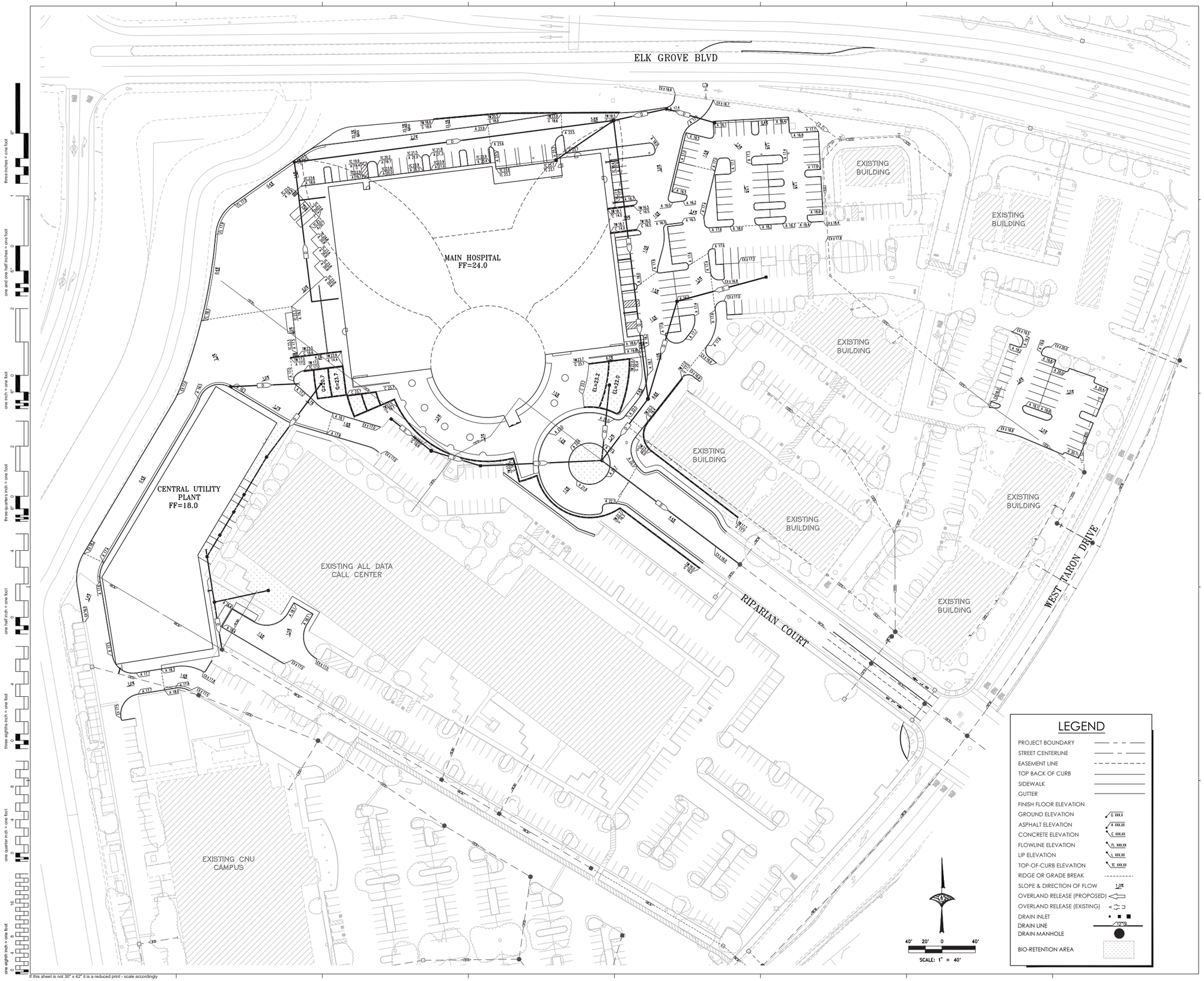

FONG & CHAN ARCHITECTS
ARCHITECTURE • PLANNING • INTERIOR DESIGN
1361 BUSH STREET • SAN FRANCISCO • CALIFORNIA 94109
TEL (415) 931-8600 • FAX (415) 931-4601 • fca@fca-arch.com

CALIFORNIA NORTHSTATE UNIVERSITY

CALIFORNIA NORTHSTATE UNIVERSITY MEDICAL CENTER

9700 W Taron Dr, Elk Grove, CA 95757

CONSULTANTS:

WOOD RODGERS
BUILDING RELATIONSHIPS ONE PROJECT AT A TIME
3301 C ST, BLDG. 100-B TEL 916.341.7760
SACRAMENTO, CA 95816 FAX 916.341.7767

NO	DESCRIPTION	DATE

REVISIONS

KEY PLAN

SHEET TITLE

PHASE 1 - PRELIMINARY SITE GRADING AND DRAINAGE PLAN

PROJECT NO. 467	SHEET NO. **C3.0**
DRAWN BY: P. ROBERTS	
CHECKED BY: M. SPOKELY	
SCALE:	
DATE: 06/08/2020	

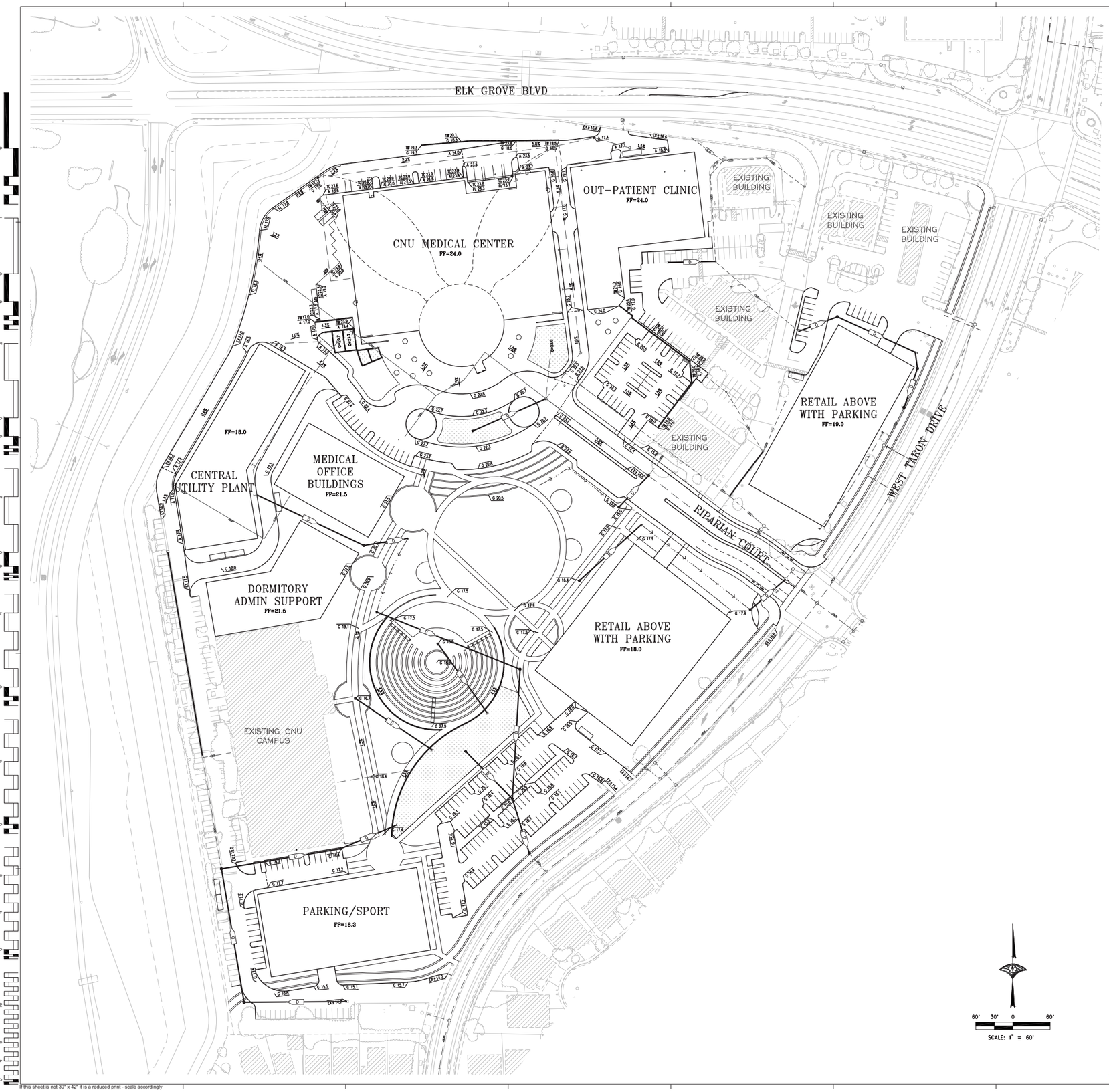

three inches = one foot
one and one half inches = one foot
one inch = one foot
three quarters inch = one foot
one half inch = one foot
three eighths inch = one foot
one quarter inch = one foot
one eighth inch = one foot

If this sheet is not 30" x 42" it is a reduced print - scale accordingly

LEGEND

- PROJECT BOUNDARY
- STREET CENTERLINE
- EASEMENT LINE
- TOP BACK OF CURB
- SIDEWALK
- GUTTER
- FINISH FLOOR ELEVATION
- GROUND ELEVATION — G XXX.X
- ASPHALT ELEVATION — A XXX.XX
- CONCRETE ELEVATION — C XXX.XX
- FLOWLINE ELEVATION — FL XXX.XX
- LIP ELEVATION — L XXX.XX
- TOP-OF-CURB ELEVATION — TC XXX.XX
- RIDGE OR GRADE BREAK
- SLOPE & DIRECTION OF FLOW — 1.0%
- OVERLAND RELEASE (PROPOSED)
- OVERLAND RELEASE (EXISTING)
- DRAIN INLET
- DRAIN LINE — 12"CPI
- DRAIN MANHOLE
- BIO-RETENTION AREA

FONG & CHAN ARCHITECTS
ARCHITECTURE • PLANNING • INTERIOR DESIGN
1361 BUSH STREET • SAN FRANCISCO • CALIFORNIA 94109
TEL (415) 931-8600 • FAX (415) 931-4601 • fca@fca-arch.com

CALIFORNIA NORTHSTATE UNIVERSITY

CALIFORNIA NORTHSTATE UNIVERSITY MEDICAL CENTER

9700 W Taron Dr, Elk Grove, CA 95757

CONSULTANTS:

WOOD RODGERS
BUILDING RELATIONSHIPS ONE PROJECT AT A TIME
3301 C ST, BLDG. 100-B TEL 916.341.7760
SACRAMENTO, CA 95816 FAX 916.341.7767

NO	DESCRIPTION	DATE

REVISIONS

KEY PLAN

SHEET TITLE
PHASE 3 FINAL BUILD OUT - PRELIMINARY SITE GRADING AND DRAINAGE PLAN

PROJECT NO. 467	SHEET NO. **C3.1**
DRAWN BY: P. ROBERTS	
CHECKED BY: M. SPOKELY	
SCALE:	
DATE: 06/08/2020	

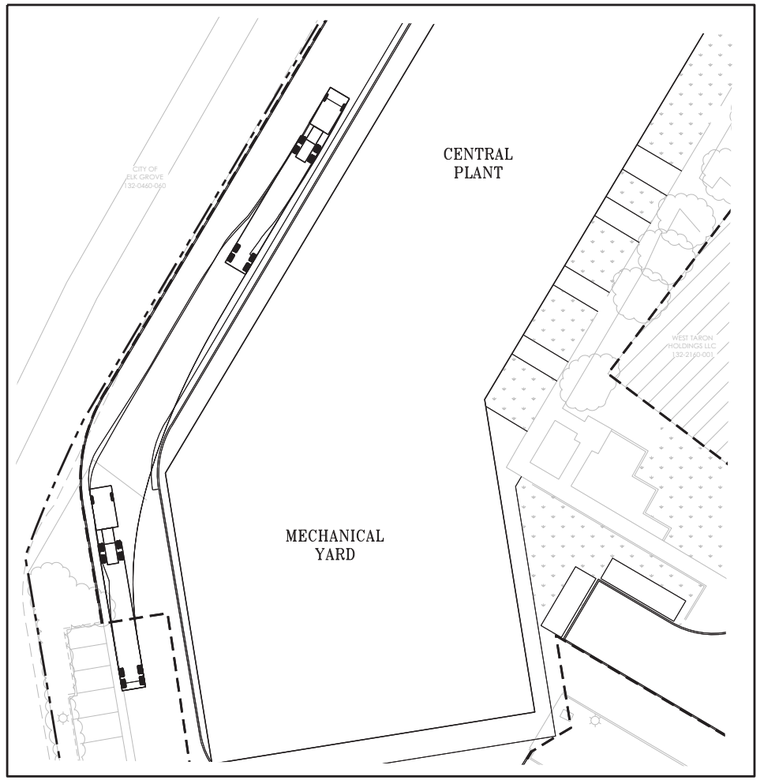

AT CENTRAL UTILITY PLANT

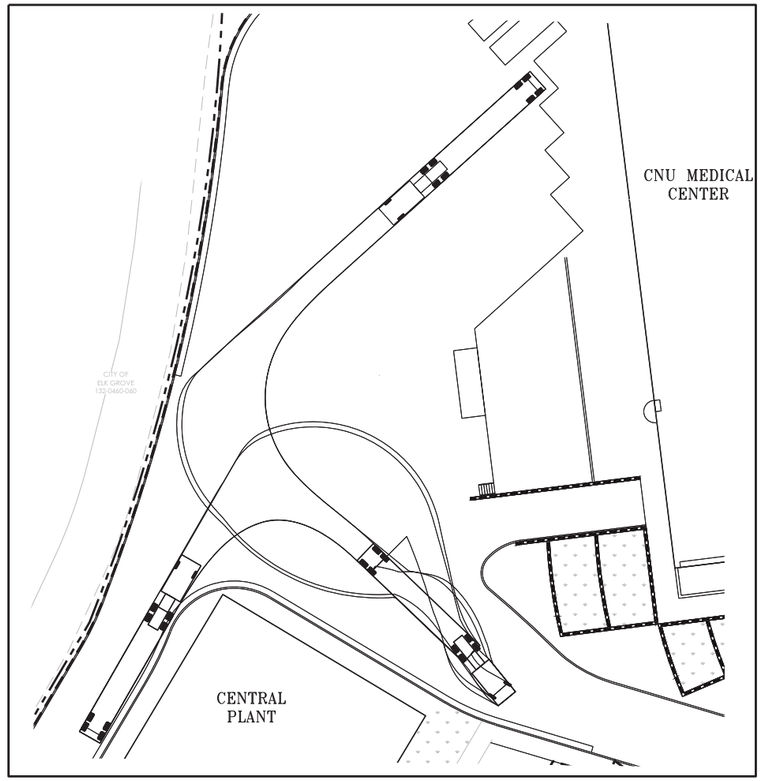

HOSPITAL TRUCK DOCK APPROACH

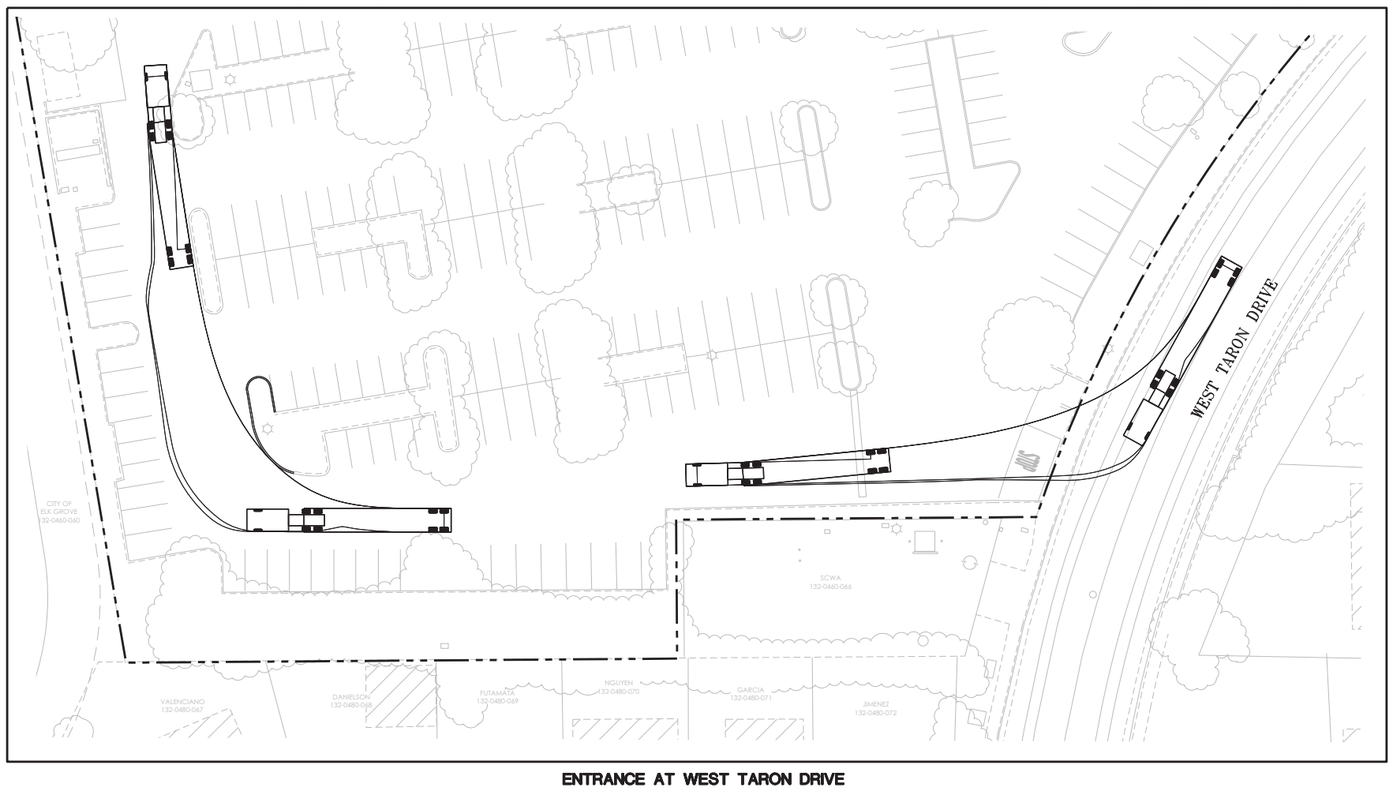

ENTRANCE AT WEST TARON DRIVE

VICINITY MAP

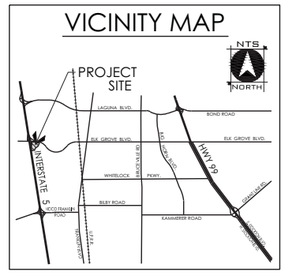

PROJECT NOTES

OWNER
CALIFORNIA NORTHSTATE UNIVERSITY
9700 WEST TARON DRIVE
ELK GROVE, CA 95757
CONTACT: ALVIN CHEUNG
(916) 686-8883

APPLICANT
FONG & CHAN ARCHITECTS
1361 BUSH STREET
SAN FRANCISCO, CA 94109
CONTACT: PAOLO DIAZ
(415) 931-8600

SURVEYOR
DENNIS BARBER, PLS 8067
3301 'C' STREET, BLDG. 100B
SACRAMENTO, CA 95816
PHONE: (916) 341-7760

ASSESSOR'S PARCEL NO.
132-2480-001, -002, -003, -004, -005, -007, -008, -010, -011
132-2160-001, -002, 132-0460-076

AREA
24.6 ± ACRES GROSS

EXISTING USE
RETAIL/COMMERCIAL, OFFICE, PRIVATE SCHOOL

PROPOSED USE
PRIVATE SCHOOL, MEDICAL FACILITY

EXISTING/ PROPOSED GENERAL PLAN DESIGNATION
COMMERCIAL & EMPLOYMENT

EXISTING/ PROPOSED SPECIFIC PLAN DESIGNATION
N/A

EXISTING/ PROPOSED ZONING
GC - GENERAL COMMERCIAL
MP - INDUSTRIAL/OFFICE PARK,

PARK DISTRICT
COSUMNES CSD
9355 E. STOCKTON BLVD. #185
ELK GROVE, CA 95624
(916) 405-7150

FIRE PROTECTION
COSUMNES CSD
9355 E. STOCKTON BLVD. #185
ELK GROVE, CA 95624
(916) 405-7150

SCHOOL DISTRICT
ELK GROVE UNIFIED SCHOOL DISTRICT
9510 ELK GROVE-FLORIN ROAD
ELK GROVE, CA 95624
(916) 686-5085

SEWER
SACRAMENTO AREA SEWER DISTRICT
10060 GOETHE ROAD
SACRAMENTO, CA 95827
(916) 876-7526

STORM DRAINAGE
CITY OF ELK GROVE
8401 LAGUNA PALMS WAY
ELK GROVE, CA 95758
(916) 687-3005

WATER
SACRAMENTO COUNTY WATER AGENCY
827 7TH STREET, ROOM 301
SACRAMENTO, CA 95814
(916) 874-6851

ELECTRICITY
SMUD
6301 S STREET
SACRAMENTO, CA 95817
(916) 742-7683

GAS
PG&E
5555 FLORIN PERKINS ROAD
SACRAMENTO, CA 95826
(916) 386-5453

TELEPHONE
FRONTIER COMMUNICATIONS
9257 LAGUNA SPRINGS WAY #160
ELK GROVE, CA 95758
(916) 691-5615

NOTES

1. THIS IS AN APPLICATION FOR A DEVELOPMENT PERMIT.
3. THIS EXHIBIT IS FOR PRELIMINARY PLAN PURPOSES ONLY. ALL SITE CHARACTERISTICS ARE TO BE VERIFIED PRIOR TO DEVELOPMENT.
4. THE AERIAL TOPOGRAPHY SHOWN HERON WAS PROVIDED BY OTHERS.
5. NO DESIGN DEVIATIONS ARE PROPOSED WITH THIS SITE DESIGN.

20' 10' 0 20'
SCALE: 1" = 20'

FONG & CHAN ARCHITECTS
ARCHITECTURE • PLANNING • INTERIOR DESIGN
1361 BUSH STREET • SAN FRANCISCO • CALIFORNIA 94109
TEL (415) 931-8600 • FAX (415) 931-4601 • fca@fcaarch.com

CALIFORNIA NORTHSTATE UNIVERSITY

CALIFORNIA NORTHSTATE UNIVERSITY MEDICAL CENTER

9700 W Taron Dr, Elk Grove, CA 95757

CONSULTANTS:

WOOD RODGERS
BUILDING RELATIONSHIPS ONE PROJECT AT A TIME
3301 C ST, BLDG. 100-B TEL 916.341.7760
SACRAMENTO, CA 95816 FAX 916.341.7767

NO	DESCRIPTION	DATE

REVISIONS

KEY PLAN

SHEET TITLE

PHASE 1 - TRUCK CIRCULATION PLAN

PROJECT NO. 467	SHEET NO. C4.0
DRAWN BY: P. ROBERTS	
CHECKED BY: M. SPOKELY	
SCALE:	
DATE: 04/01/2020	

three inches = one foot
one and one-half inches = one foot
one inch = one foot
three quarters inch = one foot
one half inch = one foot
three eighths inch = one foot
one quarter inch = one foot
one eighth inch = one foot

If this sheet is not 30" x 42" it is a reduced print - scale accordingly

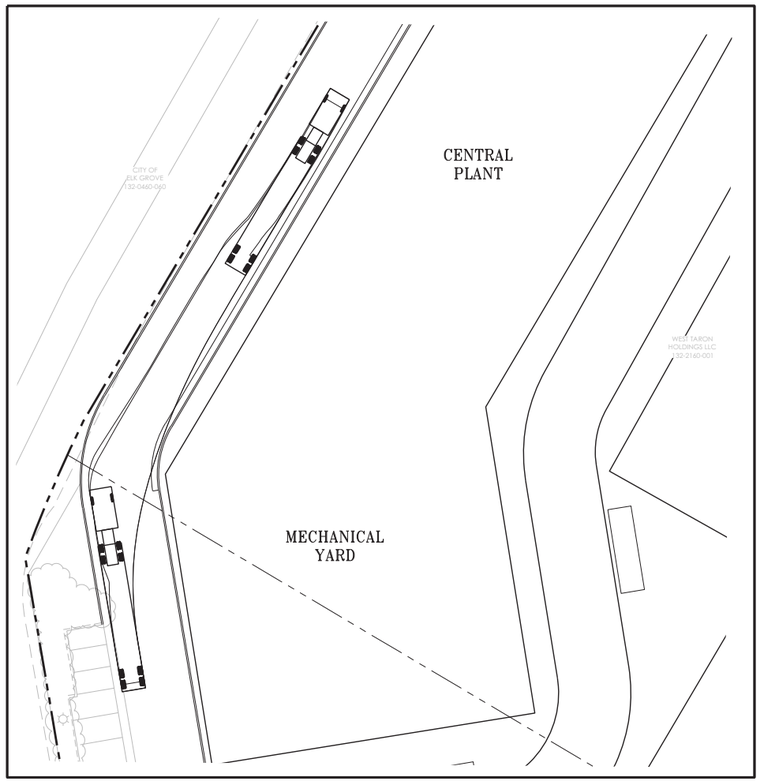

AT CENTRAL UTILITY PLANT

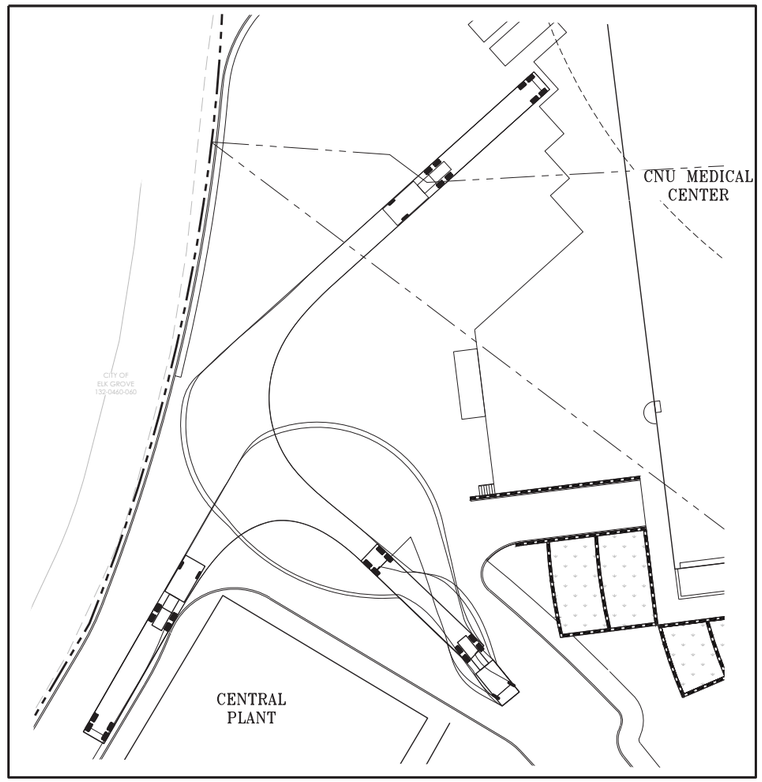

HOSPITAL TRUCK DOCK APPROACH

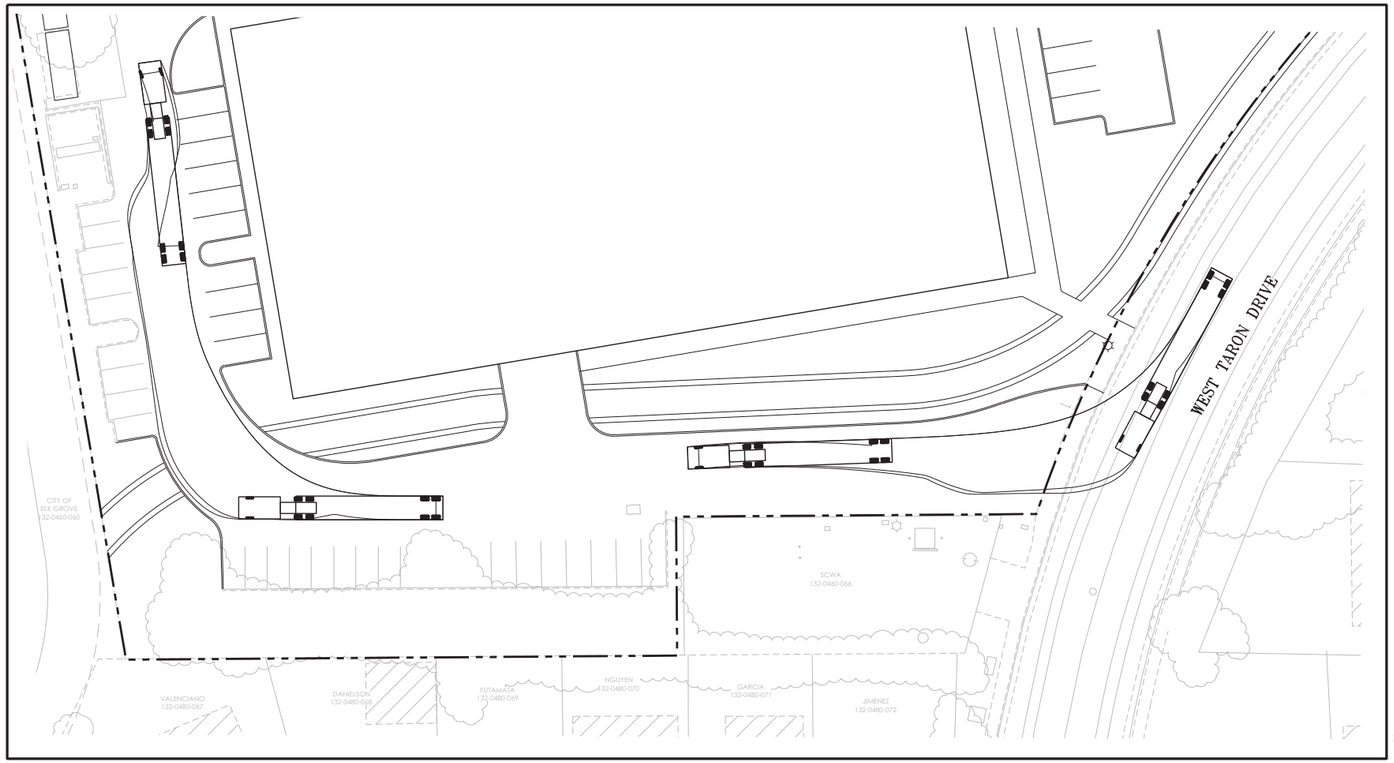

ENTRANCE AT WEST TARON DRIVE

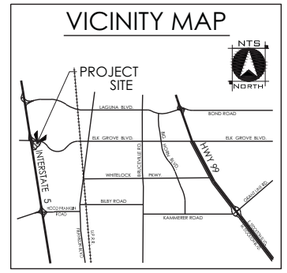

PROJECT NOTES

OWNER
CALIFORNIA NORTHSTATE UNIVERSITY
9700 WEST TARON DRIVE
ELK GROVE, CA 95757
CONTACT: ALVIN CHEUNG
(916) 686-8883

APPLICANT
FONG & CHAN ARCHITECTS
1361 BUSH STREET
SAN FRANCISCO, CA 94109
CONTACT: PAOLO DIAZ
(415) 931-8600

SURVEYOR
DENNIS BARBER, PLS 8067
3301 'C' STREET, BLDG. 100B
SACRAMENTO, CA 95816
PHONE: (916) 341-7760

ASSESSOR'S PARCEL NO.
132-2480-001, -002, -003, -004, -005, -007, -008, -010, -011
132-2160-001, -002, 132-0460-076

AREA
24.6 ± ACRES GROSS

EXISTING USE
RETAIL/COMMERCIAL, OFFICE, PRIVATE SCHOOL

PROPOSED USE
PRIVATE SCHOOL, MEDICAL FACILITY

EXISTING/ PROPOSED GENERAL PLAN DESIGNATION
COMMERCIAL & EMPLOYMENT

EXISTING/ PROPOSED SPECIFIC PLAN DESIGNATION
N/A

EXISTING/ PROPOSED ZONING
GC - GENERAL COMMERCIAL
MP - INDUSTRIAL/OFFICE PARK,

PARK DISTRICT
COSUMNES CSD
9355 E. STOCKTON BLVD. #185
ELK GROVE, CA 95624
(916) 405-7150

FIRE PROTECTION
COSUMNES CSD
9355 E. STOCKTON BLVD. #185
ELK GROVE, CA 95624
(916) 405-7150

SCHOOL DISTRICT
ELK GROVE UNIFIED SCHOOL DISTRICT
9510 ELK GROVE-FLORIN ROAD
ELK GROVE, CA 95624
(916) 686-5085

SEWER
SACRAMENTO AREA SEWER DISTRICT
10060 GOETHE ROAD
SACRAMENTO, CA 95827
(916) 876-7526

STORM DRAINAGE
CITY OF ELK GROVE
8401 LAGUNA PALMS WAY
ELK GROVE, CA 95758
(916) 687-3005

WATER
SACRAMENTO COUNTY WATER AGENCY
827 7TH STREET, ROOM 301
SACRAMENTO, CA 95814
(916) 874-6851

ELECTRICITY
SMUD
6301 S STREET
SACRAMENTO, CA 95817
(916) 742-7683

GAS
PG&E
5555 FLORIN PERKINS ROAD
SACRAMENTO, CA 95826
(916) 386-5453

TELEPHONE
FRONTIER COMMUNICATIONS
9257 LAGUNA SPRINGS WAY #160
ELK GROVE, CA 95758
(916) 691-5615

NOTES

1. THIS IS AN APPLICATION FOR A DEVELOPMENT PERMIT.
3. THIS EXHIBIT IS FOR PRELIMINARY PLAN PURPOSES ONLY. ALL SITE CHARACTERISTICS ARE TO BE VERIFIED PRIOR TO DEVELOPMENT.
4. THE AERIAL TOPOGRAPHY SHOWN HERON WAS PROVIDED BY OTHERS.
5. NO DESIGN DEVIATIONS ARE PROPOSED WITH THIS SITE DESIGN.

20' 10' 0 20'
SCALE: 1" = 20'

FONG & CHAN ARCHITECTS
ARCHITECTURE • PLANNING • INTERIOR DESIGN
1361 BUSH STREET • SAN FRANCISCO • CALIFORNIA 94109
TEL (415) 931-8600 • FAX (415) 931-4601 • fca@fca-arch.com

CALIFORNIA NORTHSTATE UNIVERSITY

CALIFORNIA NORTHSTATE UNIVERSITY MEDICAL CENTER

9700 W Taron Dr, Elk Grove, CA 95757

CONSULTANTS:

WOOD RODGERS
BUILDING RELATIONSHIPS ONE PROJECT AT A TIME
3301 C ST, BLDG. 100-B TEL 916.341.7760
SACRAMENTO, CA 95816 FAX 916.341.7767

NO	DESCRIPTION	DATE

REVISIONS

KEY PLAN

SHEET TITLE

PHASE 3 FINAL BUILD OUT - TRUCK CIRCULATION PLAN

PROJECT NO. 467	SHEET NO. C4.1
DRAWN BY: P. ROBERTS	
CHECKED BY: M. SPOKELY	
SCALE:	
DATE: 04/01/2020	

three inches = one foot
one and one half inches = one foot
one inch = one foot
three quarters inch = one foot
one half inch = one foot
three eighths inch = one foot
one quarter inch = one foot
one eighth inch = one foot

If this sheet is not 30" x 42" it is a reduced print - scale accordingly

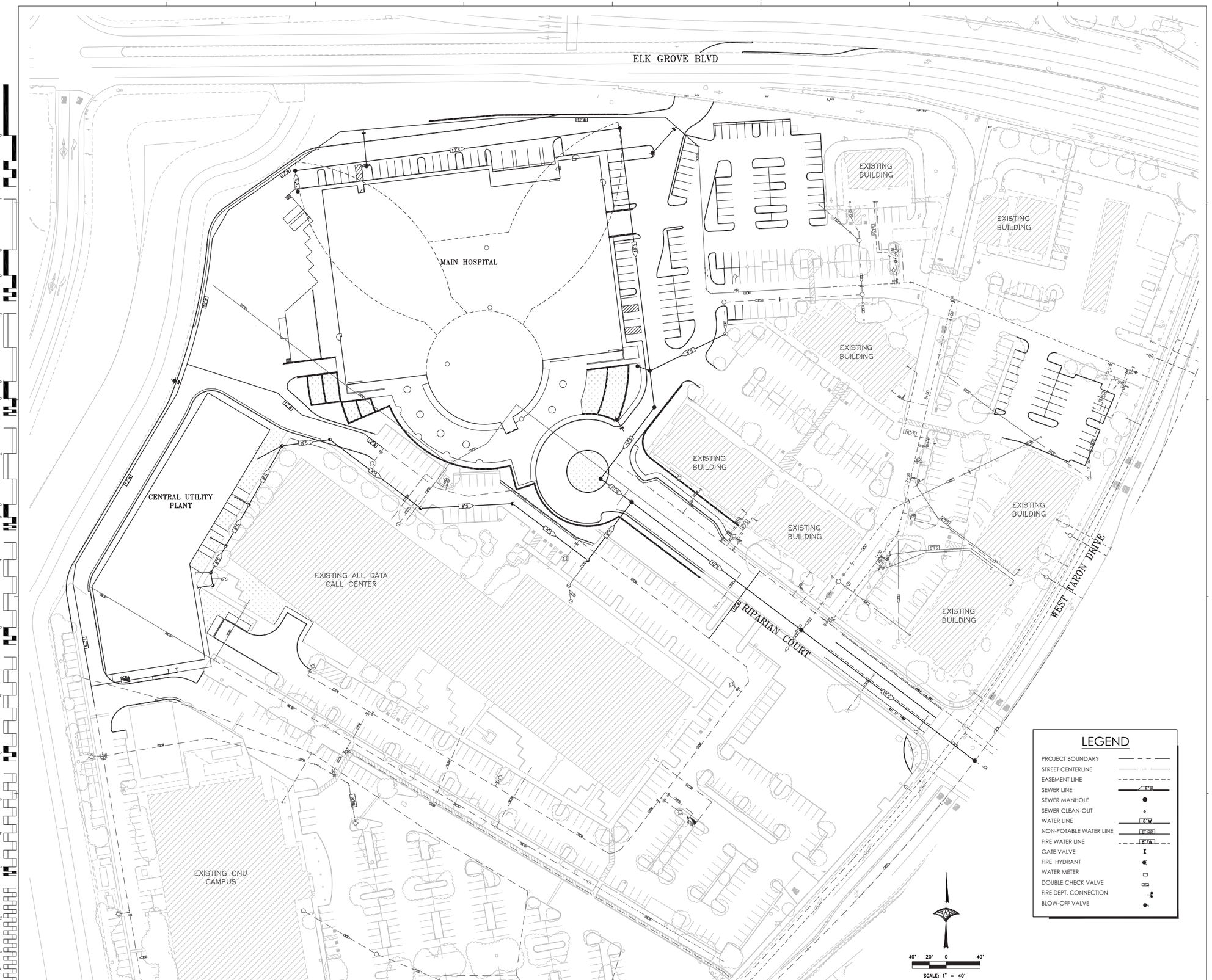

three inches = one foot
one and one half inches = one foot
one inch = one foot
three quarters inch = one foot
one half inch = one foot
three eighths inch = one foot
one quarter inch = one foot
one eighth inch = one foot

If this sheet is not 30" x 42" it is a reduced print - scale accordingly

FONG & CHAN ARCHITECTS
ARCHITECTURE • PLANNING • INTERIOR DESIGN
1361 BUSH STREET • SAN FRANCISCO • CALIFORNIA 94109
TEL (415) 931-8600 • FAX (415) 931-4601 • fca@fca-arch.com

CALIFORNIA NORTHSTATE UNIVERSITY

CALIFORNIA NORTHSTATE UNIVERSITY MEDICAL CENTER

9700 W Taron Dr, Elk Grove, CA 95757

CONSULTANTS:

WOOD RODGERS
BUILDING RELATIONSHIPS ONE PROJECT AT A TIME
3301 C St, Bldg. 100-B Tel 916.341.7760
Sacramento, CA 95816 Fax 916.341.7767

NO	DESCRIPTION	DATE

REVISIONS

KEY PLAN

SHEET TITLE

PHASE 1 - PRELIMINARY WATER AND SEWER PLAN

PROJECT NO. 467	SHEET NO. **C5.0**
DRAWN BY: P. ROBERTS	
CHECKED BY: M. SPOKELY	
SCALE:	
DATE: 06/08/2020	

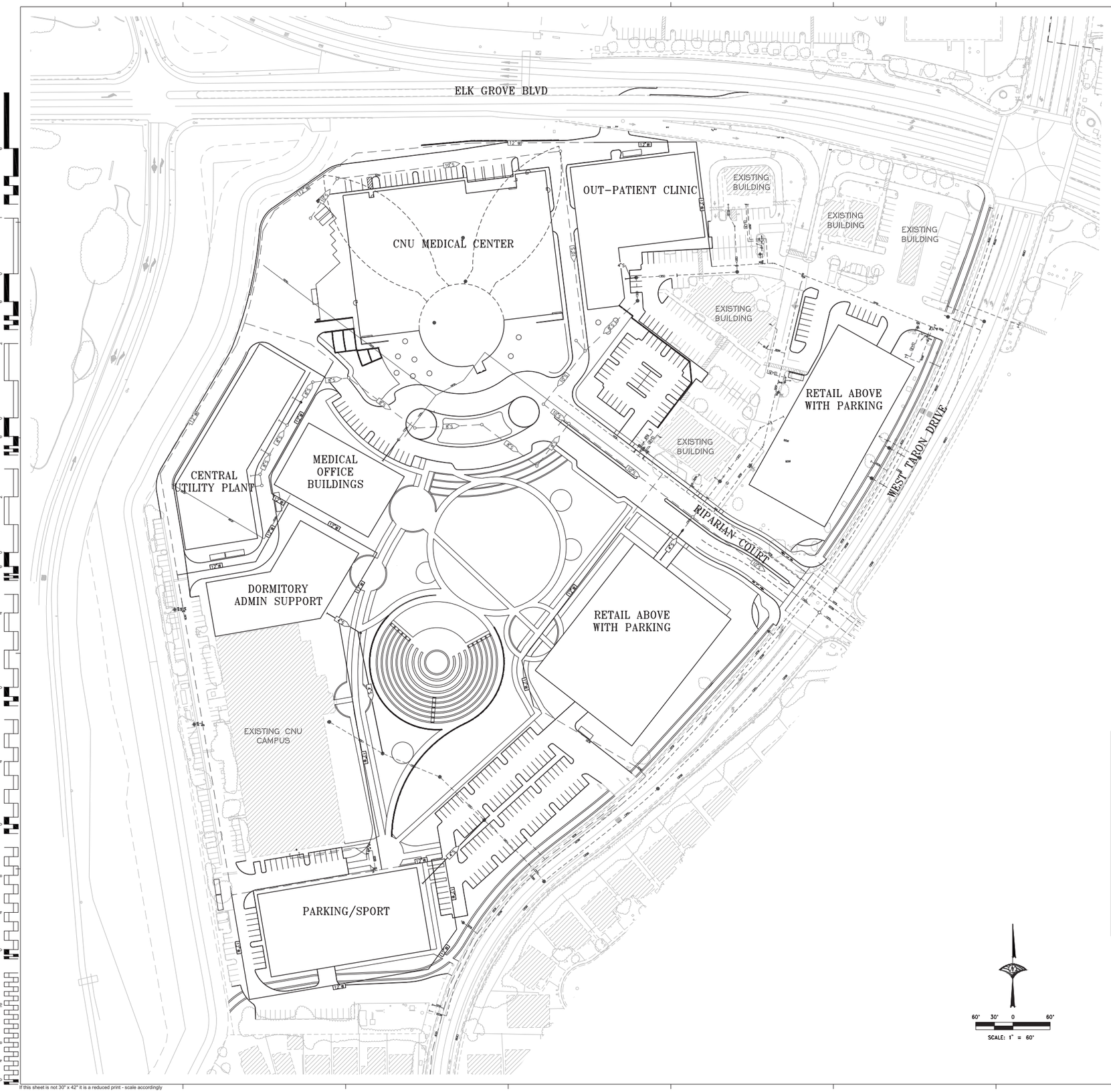

LEGEND

- PROJECT BOUNDARY
- STREET CENTERLINE
- EASEMENT LINE
- SEWER LINE
- SEWER MANHOLE
- SEWER CLEAN-OUT
- WATER LINE
- NON-POTABLE WATER LINE
- FIRE WATER LINE
- GATE VALVE
- FIRE HYDRANT
- WATER METER
- DOUBLE CHECK VALVE
- FIRE DEPT. CONNECTION
- BLOW-OFF VALVE

60' 30' 0 60'

SCALE: 1" = 60'

three inches = one foot
one and one-half inches = one foot
one inch = one foot
three quarters inch = one foot
one half inch = one foot
three eighths inch = one foot
one quarter inch = one foot
one eighth inch = one foot

If this sheet is not 30" x 42" it is a reduced print - scale accordingly

FONG & CHAN ARCHITECTS
ARCHITECTURE • PLANNING • INTERIOR DESIGN
1361 BUSH STREET • SAN FRANCISCO • CALIFORNIA 94109
TEL (415) 931-6600 • FAX (415) 931-4601 • fca@fcaarch.com

CALIFORNIA NORTHSTATE UNIVERSITY

CALIFORNIA NORTHSTATE UNIVERSITY MEDICAL CENTER

9700 W Taron Dr, Elk Grove, CA 95757

CONSULTANTS:

WOOD RODGERS
BUILDING RELATIONSHIPS ONE PROJECT AT A TIME
3301 C ST, BLDG. 100-B TEL 916.341.7760
SACRAMENTO, CA 95816 FAX 916.341.7767

NO	DESCRIPTION	DATE

REVISIONS

KEY PLAN

SHEET TITLE

PHASE 3 FINAL BUILD OUT - WATER AND SEWER PLAN

PROJECT NO. 467	SHEET NO. **C5.1**
DRAWN BY: P. ROBERTS	
CHECKED BY: M. SPOKELY	
SCALE:	
DATE: 06/08/2020	

Sheet List

Sheet Number	Sheet Name	100% SD (06/28/19)
LI0-1	GENERAL NOTES, LEGEND & ABBREVIATIONS	•
LI1-0.1	SITE LIGHTING PLAN	•
LI1-0.2	SITE PHOTOMETRIC LIGHTING PLAN (VALUE)	•
LI3-0	LIGHTING CUTSHEET	•
LI1-0.3	SITE PHOTOMETRIC LIGHTING PLAN (COLOR)	•
LI2-0	BASEMENT LIGHTING PLAN	
LI2-1	FIRST FLOOR LIGHTING PLAN	
LI2-2	SECOND FLOOR LIGHTING PLAN	
LI2-3	THIRD FLOOR LIGHTING PLAN	
LI2-4	FOURTH FLOOR LIGHTING PLAN	
LI2-4.M	MECHANICAL FLOOR LIGHTING PLAN	
LI2-5	FIFTH FLOOR LIGHTING PLAN	
LI2-6	SIXTH FLOOR LIGHTING PLAN	
LI2-7	SEVENTH FLOOR LIGHTING PLAN	
LI2-8	EIGHTH FLOOR LIGHTING PLAN	
LI2-9	NINTH FLOOR LIGHTING PLAN	
LI2-10	TENTH FLOOR LIGHTING PLAN	

Naming Convention

Prefix	Description	Code	Description
I-	Interior Light	AJ	Ajustable downlight
		BL	Bollard light
E-	Exterior Light	BR	Bracket. Wall sconce
		BU	Buried light
		CL	Ceiling light
		DL	Down light
		FD	Flood light
		FT	Foot light
		IN	Indicator
		LL	Linear light (FL batten, LED module, Neon etc.)
		PD	Pendant light
		PN	Panel light (LED panel, array etc.)
		PL	Pole light
		SP	Spot light
		WW	Wallwasher
		FFE	Table and floor lamps

Lighting Legend

Image	Specification Code	Description	Manufacturer	Source	Wattage	Voltage	Count	Length
	E-BR01	WALL SCONCE	BEGA-US	LED	TBC	TBC	32	0' - 0"
	E-DL01	AMPHITHEATER DOWNLIGHT	BEGA-US	LED	TBC	TBC	58	0' - 0"
	E-DL02	ENTRANCE DOWNLIGHT	BEGA-US	LED	TBC	TBC	8	0' - 0"
	E-DL03	MAIN ENTRANCE CANOPY	KKDC	LED	TBC	TBC	14	56' - 0"
	E-FD01	MOONLIGHT	ECOSENSE	LED	TBC	TBC	124	0' - 0"
	E-LL01	UNDER BENCH LIGHT	KKDC	LED	TBC	TBC	377	1443' - 10 1/8"
	E-LL02	CEILING LIGHT @ 4TH FLOOR	KKDC	LED	TBC	TBC	784	3002' - 6 31/32"
	E-PL01	VEHICULAR POLE LIGHT (SINGLE HEAD)	SIMES	LED	TBC	TBC	42	0' - 0"
	E-PL02	STREET LIGHT (SINGLE HEAD)	SIMES	LED	TBC	TBC	20	0' - 0"
	E-PL03	VEHICULAR & SIDEWALK POLE LIGHT (MULTI HEAD)	SIMES	LED	TBC	TBC	70	0' - 0"
	E-PL04	VEHICULAR POLE LIGHT (MULTI HEAD)	SIMES	LED	TBC	TBC	6	0' - 0"
	E-PL05	SPORT PITCH POLE LIGHT	LITHONIA LIGHTING	LED	TBC	TBC	6	0' - 0"
	E-PL06	SIDEWALK POLE LIGHT (SINGLEHEAD)	SIMES	LED	TBC	TBC	23	0' - 0"

General Notes1

1. All luminaires and lamps must be manufactured in accordance with relevant local standards.
2. All LED's to have color rendering performance of CRI 90 or greater, unless specified otherwise.
3. Quantities and lengths to be confirmed from drawings and on-site by contractor prior to order.
4. All lighting fixtures and related components to come with a minimum 5 years warranty.
5. Working mock-up and samples for all fittings are requested. To be helad at one single meeting.
6. Proposed alternates must meet all specs and performance characteristics of the original spec.
7. Lighting focusing and adjustments will be directed by lighting designer on site after installation.

NITEO
2619 25TH AVENUE
SAN FRANCISCO, CA 94116 USA
TEL +1 (415) 666-2232
NCA@niteolighting.com
http://www.niteolighting.com

@ Copyright reserved.This drawing is and at all times remains the exclusive property of Niteo California LLC and cannot be used without the company's consent.

FONG & CHAN ARCHITECTS
ARCHITECTURE • PLANNING • INTERIOR DESIGN
1361 BUSH STREET • SAN FRANCISCO • CALIFORNIA 94109
TEL (415) 931-8600 • FAX (415) 931-4601 • fca@fca-arch.com

CALIFORNIA NORTHSTATE UNIVERSITY

CALIFORNIA NORTHSTATE UNIVERSITY PHASE 3 FINAL BUILD OUT

9700 W Taron Dr, Elk Grove, CA 95757

CONSULTANTS:
LIGHTING CONSULTANT
niteo (to shine)
2619 25th Aveune
San Francisco, CA 94116
United States
216.544.0597
www.niteolighting.com

NO	DESCRIPTION	DATE

REVISIONS

KEY PLAN

SHEET TITLE
GENERAL NOTES, LEGEND & ABBREVIATIONS

PROJECT NO. 467	SHEET NO. **LI0-1**
DRAWN BY: CN	
CHECKED BY: KA	
SCALE: AS INDICATED	
DATE: 04/01/20	

Plotted on: 10/10/2019 12:08:18 PM

three inches = one foot 6" 1
one and one half inches = one foot 6" 0
one inch = one foot 6" 0
three quarters inch = one foot 6" 0
one half inch = one foot 0
three eighths inch = one foot 0
one quarter inch = one foot 0
one eighth inch = one foot 0

If this sheet is not 30" x 42" it is a reduced print - scale accordingly

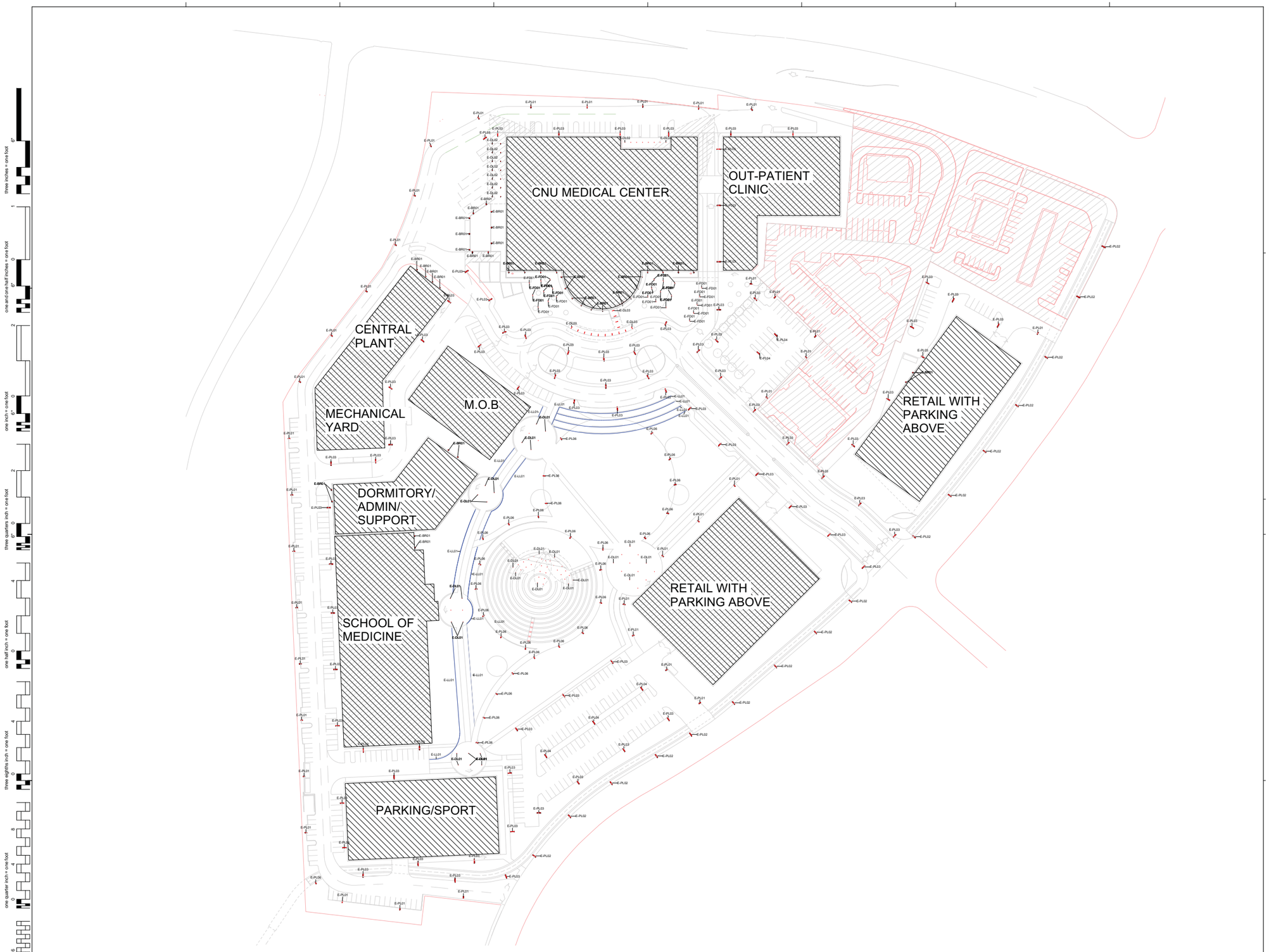

three inches = one foot
one and one half inches = one foot
one inch = one foot
three quarters inch = one foot
one half inch = one foot
three eighths inch = one foot
one quarter inch = one foot
one eighth inch = one foot

1 SITE PLAN (PHASE III)

If this sheet is not 36" x 48" it is a reduced print - scale accordingly

LIGHTING COLOR LEGEND

- LIGHTING FIXTURE ABOVE EYE LEVEL
- LIGHTING FIXTURE BELOW EYE LEVEL

FONG & CHAN ARCHITECTS
ARCHITECTURE • PLANNING • INTERIOR DESIGN
1361 BUSH STREET • SAN FRANCISCO • CALIFORNIA 94109
TEL (415) 931-8600 • FAX (415) 931-4601 • fca@fca-arch.com

CALIFORNIA NORTHSTATE UNIVERSITY

CALIFORNIA NORTHSTATE UNIVERSITY PHASE 3 FINAL BUILD OUT

9700 W Taron Dr, Elk Grove, CA 95757

AGENCY APPROVAL

CONSULTANTS:

LIGHTING CONSULTANT

niteo (to shine)
2619 25th Aveune
San Francisco, CA 94116
United States
216.544.0597
www.niteolighting.com

NO	DESCRIPTION	DATE

REVISIONS

KEY PLAN

SHEET TITLE

SITE LIGHTING PLAN (PHASE III)

PROJECT NO. 467	SHEET NO. **LI1-0.1**
DRAWN BY: CN	
CHECKED BY: KA	
SCALE: AS INDICATED	
DATE: 05.28.20	

Plotted on: 3/6/2020 1:15:27 pm

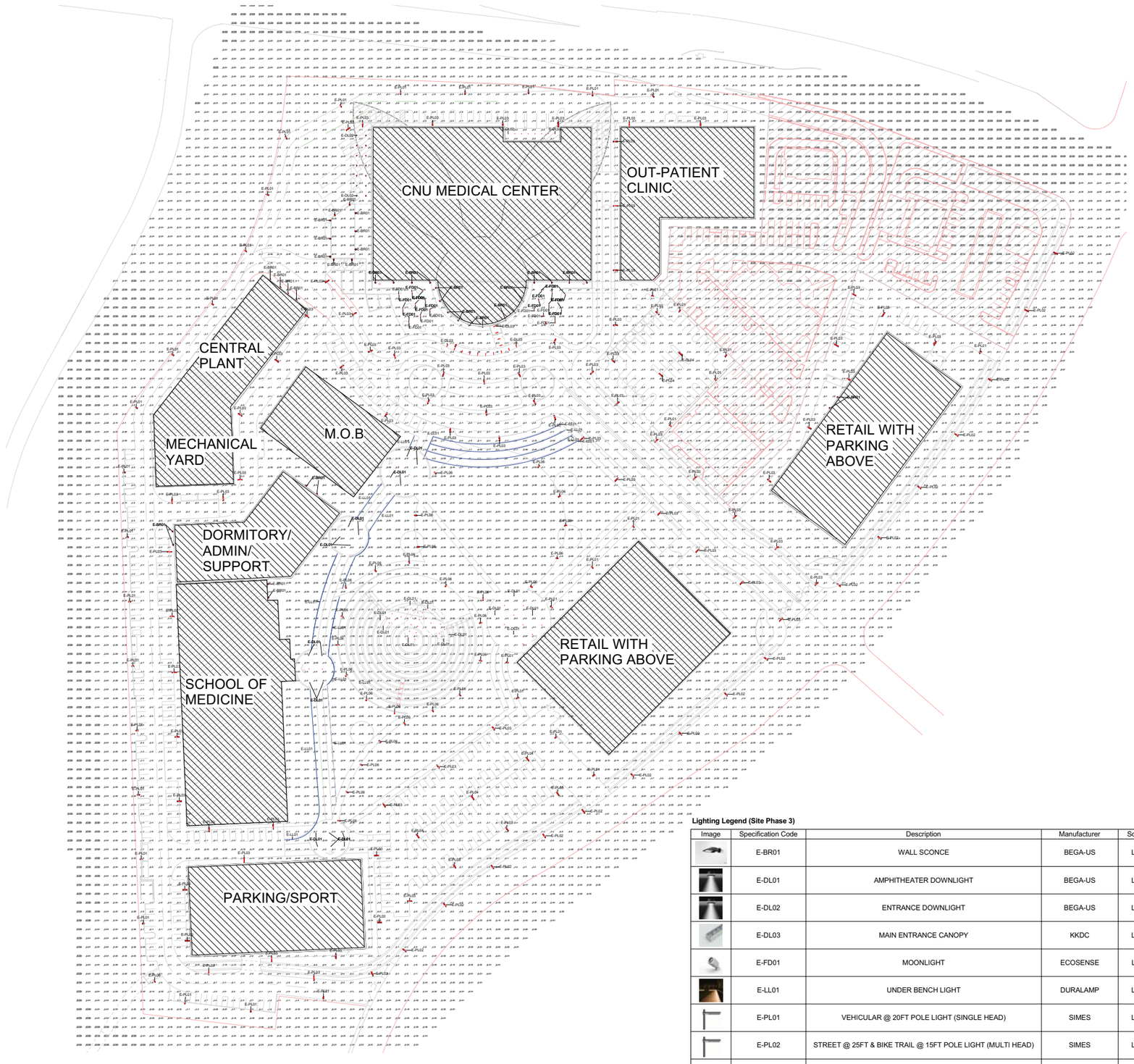

three inches = one foot
one and one half inches = one foot
one inch = one foot
three quarters inch = one foot
one half inch = one foot
three eighths inch = one foot
one quarter inch = one foot
one eighth inch = one foot

LIGHTING COLOR LEGEND

- LIGHTING FIXTURE ABOVE EYE LEVEL
- LIGHTING FIXTURE BELOW EYE LEVEL

1 SITE PLAN PHOTOMETRIC (FOOT CANDLE VALUE)

If this sheet is not 36" x 48" it is a reduced print - scale accordingly

Lighting Legend (Site Phase 3)

Image	Specification Code	Description	Manufacturer	Source	Wattage	Voltage	Count	Length
	E-BR01	WALL SCONCE	BEGA-US	LED	61	120-277	50	0' - 0"
	E-DL01	AMPHITHEATER DOWNLIGHT	BEGA-US	LED	12.7	120-277	67	0' - 0"
	E-DL02	ENTRANCE DOWNLIGHT	BEGA-US	LED	12.7	120-277	22	0' - 0"
	E-DL03	MAIN ENTRANCE CANOPY	KKDC	LED	20.48/FT	24VDC	21	84' - 0"
	E-FD01	MOONLIGHT	ECOSENSE	LED	11.5	120	46	0' - 0"
	E-LL01	UNDER BENCH LIGHT	DURALAMP	LED	3.7/FT	120	369	2126' - 7 5/8"
	E-PL01	VEHICULAR @ 20FT POLE LIGHT (SINGLE HEAD)	SIMES	LED	107	230	39	0' - 0"
	E-PL02	STREET @ 25FT & BIKE TRAIL @ 15FT POLE LIGHT (MULTI HEAD)	SIMES	LED	107 / 15	230	16	0' - 0"
	E-PL03	VEHICULAR @ 20FT & SIDEWALK @ 15FT POLE LIGHT (MULTI HEAD)	SIMES	LED	107 / 15	230	105	0' - 0"
	E-PL04	VEHICULAR @ 20FT POLE LIGHT (MULTI HEAD)	SIMES	LED	107	230	5	0' - 0"
	E-PL06	SIDEWALK POLE LIGHT (SINGLEHEAD)	SIMES	LED	15	230	28	0' - 0"

FONG & CHAN ARCHITECTS
ARCHITECTURE • PLANNING • INTERIOR DESIGN
1361 BUSH STREET • SAN FRANCISCO • CALIFORNIA 94109
TEL (415) 931-8600 • FAX (415) 931-4601 • fca@fca-arch.com

CALIFORNIA NORTHSTATE UNIVERSITY

CALIFORNIA NORTHSTATE UNIVERSITY PHASE 3 FINAL BUILD OUT

9700 W Taron Dr, Elk Grove, CA 95757

AGENCY APPROVAL

CONSULTANTS:

LIGHTING CONSULTANT

niteo (to shine)
2619 25th Aveune
San Francisco, CA 94116
United States
216.544.0597
www.niteolighting.com

NO	DESCRIPTION	DATE

REVISIONS

KEY PLAN

SHEET TITLE
SITE PHOTOMETRIC LIGHTING PLAN (VALUE)

PROJECT NO. 467	SHEET NO.
DRAWN BY: CN	**LI1-0.2**
CHECKED BY: EP	
SCALE: AS INDICATED	
DATE: 05.28.20	

Plotted on: 3/6/2020 1:15:28 pm

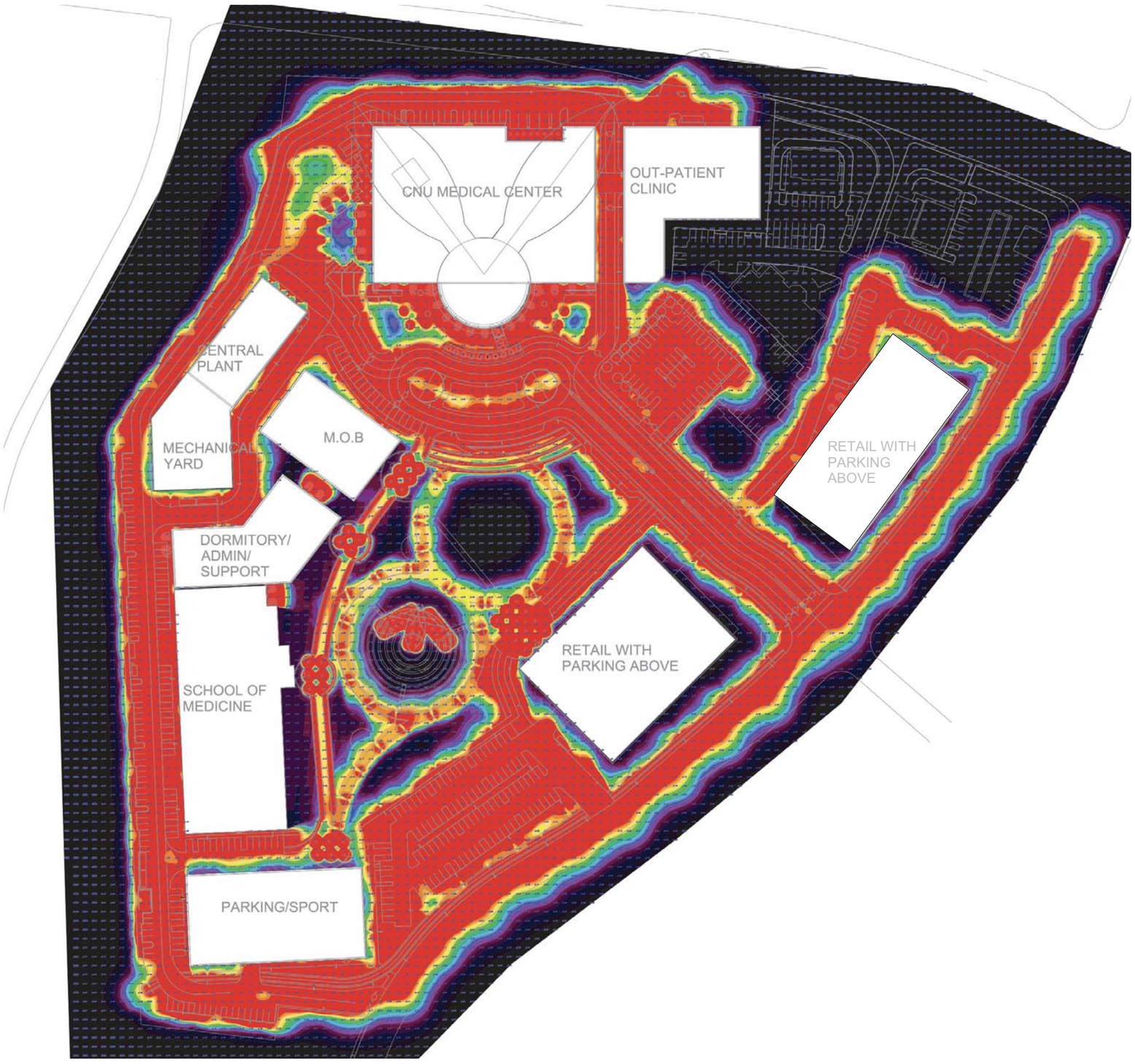

FC COLOR SCALE

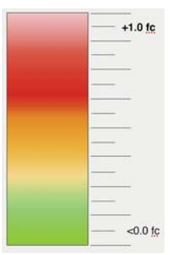

1 SITE PLAN PHOTOMETRIC (COLOR)

three inches = one foot
one and one half inches = one foot
one inch = one foot
three quarters inch = one foot
one half inch = one foot
three eighths inch = one foot
one quarter inch = one foot
one eighth inch = one foot

If this sheet is not 36" x 48" it is a reduced print - scale accordingly

FONG & CHAN ARCHITECTS
ARCHITECTURE • PLANNING • INTERIOR DESIGN
1361 BUSH STREET • SAN FRANCISCO • CALIFORNIA 94109
TEL (415) 931-8600 • FAX (415) 931-4601 • fca@fca-arch.com

CALIFORNIA NORTHSTATE UNIVERSITY

CALIFORNIA NORTHSTATE UNIVERSITY PHASE 3 FINAL BUILD OUT

9700 W Taron Dr, Elk Grove, CA 95757

AGENCY APPROVAL

CONSULTANTS:

LIGHTING CONSULTANT

niteo (to shine)
2619 25th Aveune
San Francisco, CA 94116
United States
216.544.0597
www.niteolighting.com

NO	DESCRIPTION	DATE
REVISIONS		

KEY PLAN

SHEET TITLE
SITE PHOTOMETRIC LIGHTING PLAN (COLOR)

PROJECT NO. 467	SHEET NO.
DRAWN BY: CN	**LI1-0.3**
CHECKED BY: KA	
SCALE: AS INDICATED	
DATE: 05.28.20	

Plotted on: 3/6/2020 1:15:29 pm

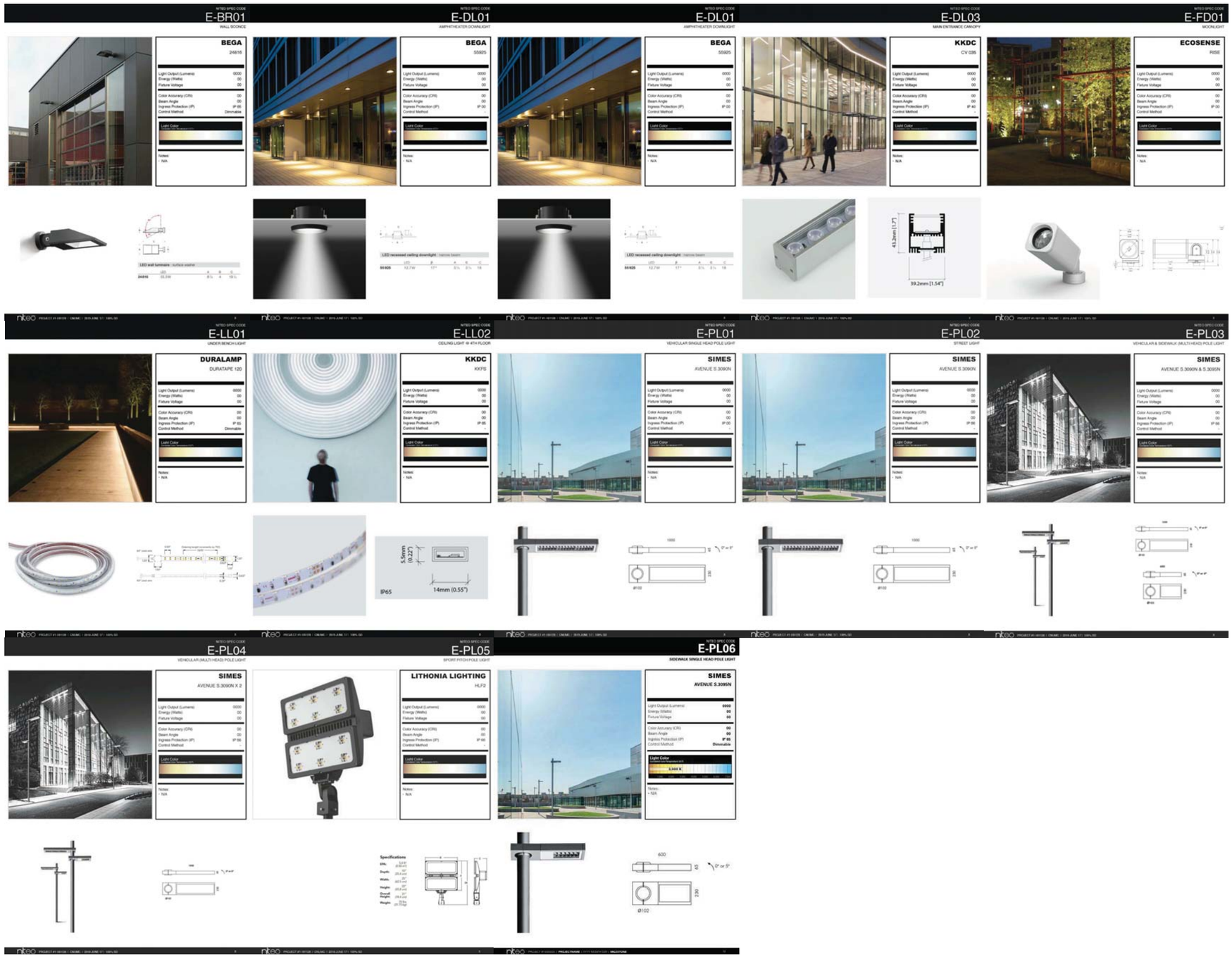

three inches = one foot
one and one half inches = one foot
one inch = one foot
three quarters inch = one foot
one half inch = one foot
three eighths inch = one foot
one quarter inch = one foot
one eighth inch = one foot

If this sheet is not 30" x 42" it is a reduced print - scale accordingly

FONG & CHAN ARCHITECTS
ARCHITECTURE • PLANNING • INTERIOR DESIGN
1361 BUSH STREET • SAN FRANCISCO • CALIFORNIA 94109
TEL (415) 931-8600 • FAX (415) 931-4601 • fca@fca-arch.com

CALIFORNIA NORTHSTATE UNIVERSITY

CALIFORNIA NORTHSTATE UNIVERSITY PHASE 3 FINAL BUILD OUT

9700 W Taron Dr, Elk Grove, CA 95757

CONSULTANTS:
LIGHTING CONSULTANT
niteo (to shine)
2619 25th Aveune
San Francisco, CA 94116
United States
216.544.0597
www.niteolighting.com

NO	DESCRIPTION	DATE

REVISIONS

KEY PLAN

SHEET TITLE
LIGHTING CUTSHEET

PROJECT NO. 467	SHEET NO. **LI3-0**
DRAWN BY: CN	
CHECKED BY: KA	
SCALE: AS INDICATED	
DATE: 04/01/20	

Plotted on: 10/10/2019 12:08:27 PM

LEGEND

SS	SS	SANITARY SEWER (ABOVE FLOOR)
SS	SS	SANITARY SEWER (BELOW FLOOR/GRADE)
V	V	SANITARY VENT
SSFM	SSFM	SANITARY SEWER FORCE MAIN
SDFM	SDFM	STORM DRAIN FORCED MAIN
SD	SD	STORM DRAIN
RWL	RWL	RAINWATER LEADER
OFD	OFD	OVERFLOW DRAIN
DCW	DCW	DOMESTIC (POTABLE) COLD WATER
DHW	DHW	DOMESTIC (POTABLE) HOT WATER
DHWR	DHWR	DOMESTIC (POTABLE) HOT WATER RETURN
ICW	ICW	INDUSTRIAL COLD WATER
SCW	SCW	SOFT WATER
ISW	ISW	INDUSTRIAL SOFT WATER
G (XX PSI)	G	NATURAL GAS AT XX PSIG
MA (XX PSI)	MA	MEDICAL AIR AT XX PSIG
MV	MV	MEDICAL VACUUM
O2	O2	OXYGEN
CO2	CO2	CARBON DIOXIDE
N2O	N2O	NITROUS OXIDE
WAGD	WAGD	WASTE ANESTHEIC GAS DISPOSAL
IA	IA	INSTRUMENT AIR
PA	PA	PNEMATIC AIR
F	F	FIRE MAIN
SP	SP	SPRINKLER SUPPLY
SPD	SPD	SPRINKLER DRAIN
IRR	IRR	IRRIGATION
		CHECK VALVE
	SOV	SHUT-OFF VALVE
		GATE VALVE
		PLUG VALVE
		PLUG VALVE
		BALL VALVE
		BUTTERFLY VALVE
		MIXING VALVE
		BALANCING VALVE
		SOLENOID VALVE
	PRV	PRESSURE REDUCING VALVE
		CONTROL VALVE
	BFP	BACKFLOW PREVENTER
		PRESSURE GAUGE
		THERMOMETER
		FLOW SWITCH
		STRAINER
		FLEXIBLE CONNECTION
		UNION
		FLANGE
	WHA	WATER HAMMER ARRESTOR
		ANCHOR
		SLEEVE/PENETRATION/GUIDE
		CONCENTRIC INCREASER/REDUCER
		ECCENTRIC INCREASER/REDUCER
		FLOW DIRECTION INDICATOR
		SHUTOFF VALVE IN VERTICAL
		UP
		DOWN
		TEE DOWN
		OFFSET
		CAP
	CO/WCO	CLEANOUT/WALL CLEANOUT
	FCO/GCO	FLOOR CLEANOUT/GRADE CLEANOUT
	HB	HOSE BIB
	FD	FLOOR DRAIN
		SHEET NOTE DESIGNATION
		DETAIL DESIGNATION TAG (1 / P6.1 — DETAIL NO. / SHEET NO.)
		EQUIPMENT DESIGNATION TAG (TP / 1 — EQUIPMENT TYPE / EQUIPMENT NO.)
		FIXTURE DESIGNATION TAG (XX-XX)

one inch = one foot: 2, 0, 6"
three quarters inch = one foot: 2, 0, 6"
one half inch = one foot: 4, 0
three eighths inch = one foot: 8, 0
one quarter inch = one foot: 8, 4, 0
one eighth inch = one foot: 16, 8, 4, 0

If this sheet is not 24" x 36" it is a reduced print - scale accordingly

ABBREVIATIONS

ADA	AMERICAN WITH DISABILITIES ACT
AFF	ABOVE FINISHED FLOOR
AFG	ABOVE FINISHED GRADE
AP	ACCESS PANEL
APPROX	APPROXIMATE
BAS	BUILDING AUTOMATION SYSTEM
BLDG	BUILDING
BTUH/BTH	BRITISH THERMAL UNIT PER HOUR
CBC	CALIFORNIA BUILDING CODE
CFH	CUBIC FEET PER HOUR
CMC	CALIFORNIA MECHANICAL CODE
CONN	CONNECTION
CONT	CONTINUATION
CPC	CALIFORNIA PLUMBING CODE
CWV	COMBINATION WASTE AND VENT
DEPT.	DEPARTMENT
DFU	DRAINAGE FIXTURE UNIT
DIA/Ø	DIAMETER
DIV	DIVISION
DN	DOWN
DWG(S)	DRAWING(S)
(E)	EXISTING
ELEC	ELECTRICAL/ELECTRIC
EWC	ELECTRIC WATER COOLER
FF	FINISHED FLOOR ELEVATION
FT./'	FEET
GAL(S)	GALLON(S)
GALV	GALVANIZED
GPD	GALLON PER DAY
GPF	GALLON PER FLUSH
GPH	GALLONS PER HOUR
GPM	GALLONS PER MINUTE
IE	INVERT ELEVATION
IN./"	INCHES
MBTH/MBH	1,000 BTUH
MECH	MECHANICAL
MIN	MINUTE
MIN.	MINIMUM
MISC	MISCELLANEOUS
(N)	NEW
NA	NOT APPLICABLE
NFPA	NATIONAL FIRE PROTECTION ASSOCIATION
NIC	NOT IN CONTRACT
NO	NORMALLY OPEN
NTS	NOT TO SCALE
PDI	PLUMBING AND DRAINAGE INSTITUTE
PSI(G)	POUNDS PER SQUARE INCH (GAUGE)
SQ. FT./SF	SQUARE FEET
S.S.	STAINLESS STEEL
TP	TRAP PRIMER
TYP	TYPICAL
UG	UNDERGROUND
UL	UNDERWRITER'S LABORATORY
UON	UNLESS OTHERWISE NOTED
V	VOLTS
VB	VACUUM BREAKER

GENERAL NOTES - PLUMBING

1. INVERT ELEVATIONS INDICATED ON FLOOR PLANS ARE BASED ON GRADING PLANS, UON.
2. ROUTING OF PLUMBING PIPING SYSTEMS AND OTHER SYSTEMS SHALL BE COORDINATED. PIPING SHOWN IS FOR REFERENCE ONLY. CONTRACTOR SHALL BE RESPONSIBLE FOR COORDINATION WITH OTHER TRADES.
3. CONTRACTOR SHALL BE RESPONSIBLE FOR COORDINATING LOCATIONS OF VALVES AND THE ASSOCIATED MAINTENANCE ACCESS WITH OTHER TRADES, INCLUDING MECHANICAL, ELECTRICAL AND OTHER COMPONENTS OF ADJACENT SYSTEMS AND CONSTRUCTION, TO SUIT THE SITE LAYOUT.
4. ALL WASTE PIPING SHALL BE SLOPED NO LESS THAN 2% EXCEPT OTHERWISE NOTED.

DRAWING INDEX

P001	PLUMBING LEGEND, ABBREVIATIONS, GENERAL NOTES, AND DRAWING INDEX
P010	PLUMBING SITE PLAN

BUILDING WATER SUPPLY INFO

	PHASE 1	PHASE 1+ 2	PHASE 1+2 +3
AVAILABLE STATIC PRESSURE	40 PSI	40 PSI	40 PSI
AVAILABLE STATIC PRESSURE AT ROOF LEVEL	±25 PSI	±25 PSI	±25 PSI
ESTIMATED DOMESTIC WATER SUPPLY FIXTURE UNITS (WSFU)	3950	5950	-
ESTIMATED DOMESTIC WATER (DCW) MAXIMUM INSTANTANEOUS DEMAND	600 GPM	800 GPM	-
ESTIMATED SOFT WATER (SCW) MAXIMUM INSTANTANEOUS DEMAND	350 GPM	-	-
ESTIMATED BUILDING IRRIGATION (IRR) MAXIMUM INSTANTANEOUS DEMAND	- GPM	-	-

SANITARY SEWER INFO

	PHASE 1	PHASE 1+ 2	PHASE 1+2 +3
ESTIMATED TOTAL DRAINAGE FIXTURE UNITS (DFU)	~3,500	~5,500	-

NATURAL GAS INFO

	PHASE 1				PHASE 1 + 2				PHASE 1+ 2+ 3			
EQUIPMENT	NO. OF OPERATING UNITS	NO. OF STANDBY UNITS	INPUT PER UNIT (CFH)	**TOTAL (CFH)**	NO. OF OPERATING UNITS	NO. OF STANDBY UNITS	INPUT PER UNIT (CFH)	**TOTAL (CFH)**	NO. OF OPERATING UNITS	NO. OF STANDBY UNITS	INPUT PER UNIT (CFH)	TOTAL (CFH)
GAS-FIRED STEAM BOILER	5	1	398	**1,990**	7	1	398	**2,786**	7	1	398	**2,786**
CONDENSING BOILER	3	1	8,000	**24,000**	4	1	8,000	**32,000**	5	1	8,000	**40,000**
LOW PRESSURE STEAM BOILER	1	1	4,000	**4,000**	1	1	4,000	**4,000**	1	1	4,000	**4,000**
DOMESTIC WATER HEATER	5	2	1,350	**6,750**	9	2	1,350	**12,150**	11	2	1,350	**14,850**
KITCHEN STOVE	4	0	22	**88**	4	0	22	**88**	4	0	22	**88**
TOTAL				**37,000**				**51,100**				**61,800**

PIPE SCHEDULE

SYSTEM	SYMBOL	LOCATION	SIZE	PIPE	FITTINGS	JOINTS
SANITARY WASTE, STORM DRAIN	SS SD	UNDERGROUND UNDER BLDG.	ALL	STANDARD WEIGHT CAST IRON ASTM A-888	STANDARD WEIGHT CAST ASTM C-1540	HUSKY SD 4000
		ABOVE GROUND				
SANITARY VENT	SV	UNDERGROUND	ALL	STANDARD WEIGHT CAST IRON ASTM A-888	STANDARD WEIGHT CAST IRON ASTM C-1540	HUSKY SD 4000
		ABOVE GROUND	3" & LARGER	STANDARD WEIGHT CAST IRON	STANDARD WEIGHT CAST IRON	
			2½" & SMALLER	DWV TYPE COPPER ASTM B306	DRAINAGE TYPE FITTING ANSI B16.23a.	SOLDER
DOMESTIC COLD WATER DOMESTIC HOT WATER	DCW DHW	UNDERGROUND	ALL	TYPE K SOFT TEMPER COPPER ASTM B88	WROUGHT COPPER ANSI B16.22	AWS CLASS BCuP-5 BRAZING ALLOY
		ABOVE GROUND	4" & SMALLER	TYPE L HARD DRAWN COPPER ASTM B88	WROUGHT COPPER ANSI B16.22	LEAD-FREE SOLDER
			6"	TYPE L HARD DRAWN COPPER ASTM B88	WROUGHT COPPER ANSI B16.22	BCuP BRAZED JOINTS
OXYGEN	O2	ALL	ALL	TYPE L SEAMLESS COPPER TUBE CONFORM ASTM B819;	WROUGHT COPPER ANSI B16.22, PURGED CLEANED.	BCuP BRAZED JOINTS
NATURAL GAS	CSP	ABOVE GROUND	ALL	SCHEDULE 40 GALVANIZED	SCHEDULE 40 GROOVED FITTINGS	VICTAULIC COUPLINGS

FONG & CHAN ARCHITECTS
ARCHITECTURE • PLANNING • INTERIOR DESIGN
1361 BUSH STREET • SAN FRANCISCO • CALIFORNIA 94109
TEL (415) 931-8600 • FAX (415) 931-4601 • fca@fca-arch.com

CALIFORNIA NORTHSTATE UNIVERSITY

CALIFORNIA NORTHSTATE UNIVERSITY PRELIMINARY SITEWORK & UTILITIES

9700 W Taron Dr, Elk Grove, CA 95757

CONSULTANTS:

GAYNER ENGINEERS
1133 POST STREET
SAN FRANCISCO, CA 94109
TELEPHONE (415)474-9500
FAX (415) 474-1363

NO	DESCRIPTION	DATE
	CITY PLANNING REVIEW	04/01/20
	100% DESIGN DEVELOPMENT	08/30/19

REVISIONS

KEY PLAN

SHEET TITLE

PLUMBING LEGEND, ABBREVIATIONS, GENERAL NOTES, AND DRAWING INDEX

PROJECT NO. 467	SHEET NO. P001
DRAWN BY: JT	
CHECKED BY: CC	
SCALE: NONE	
DATE: 08/29/19	

Plotted on:

GENERAL NOTES:

1. ALL GRAVITY PIPING SHALL BE SLOPED AT 2% EXCEPT NOTED ON PLAN.
2. PROVIDE PVC SLEEVE FOR ALL PIPING PENETRATING CONCRETE FOOTING OR FOUNDATION.

SHEET NOTES:

1. SEE CNUMC PROJECT FOR SCOPE OF WORK.
2. SEE CIVIL FOR CONTINUATION.
3. BUILDING UTILITIES PIPING, SEE CENTRAL PLANT FOR CONTINUATION.
4. MANHOLE FOR SANITARY SEWER ACCESS. SEE CIVIL DWG FOR DETAILS.
5. UNDERGROUND EMERGENCY SANITARY WASTE HOLDING TANK.
6. CENTRAL O_2 SYSTEM ABOVE GROUND FOR REFERENCE. SEE CENTRAL PLANT DWGS.
7. UNDERGROUND FUEL OIL TANK (30,000 GALLON). SEE CENTRAL PLANT DWGS.
8. PG&E GAS METER AND PRESSURE REDUCING STATION.
9. TO PG&E GAS CONNECTION.

CNU MEDICAL CENTER
596,790 SF TOTAL
12 STORIES ABOVE GRADE
1 BASEMENT LEVEL

FIFTH FLOOR ROOF SLAB FOR FUTURE TOWER = 86'-0"

HELISTOP

CENTRAL PLANT
14,650 SF FLOOR PLATE
37,500 SF TOTAL
2 STORIES ABOVE GRADE

MECHANICAL YARD
15,500 SF

EXISTING BUILDING
76,000 SF FLOOR PLATE
1 STORY ABOVE GRADE

EXISTING BUILDING
8,600 SF
1 STORY
ABOVE GRADE

5 PLUMBING SITE PLAN

one inch = one foot 0 6" 2
three quarters inch = one foot 0 6" 2
one half inch = one foot 0 4
three eighths inch = one foot 0 4 8
one quarter inch = one foot 0 4 8
one eighth inch = one foot 0 4 8 16

If this sheet is not 24" x 36" it is a reduced print - scale accordingly

FONG & CHAN ARCHITECTS
ARCHITECTURE • PLANNING • INTERIOR DESIGN
1361 BUSH STREET • SAN FRANCISCO • CALIFORNIA 94109
TEL (415) 931-8600 • FAX (415) 931-4601 • fca@fca-arch.com

P:\project\18180 Elk Grove Hospital\2ref\--CNU_Logo_English--9377010.png

CALIFORNIA NORTHSTATE UNIVERSITY PRELIMINARY SITEWORK & UTILITIES

9700 W Taron Dr, Elk Grove, CA 95757

CONSULTANTS:

GAYNER ENGINEERS
1133 POST STREET
SAN FRANCISCO, CA 94109
TELEPHONE (415)474-9500
FAX (415) 474-1363

NO	DESCRIPTION	DATE
	DDP SUBMITTAL	06/08/20
	100% DESIGN DEVELOPMENT	08/30/19

REVISIONS

KEY PLAN

SHEET TITLE
PLUMBING SITE PLAN

PROJECT NO. 467	SHEET NO. P010
DRAWN BY: JT	
CHECKED BY: CC	
SCALE: 1/32"=1'-0"	
DATE: 08/29/19	

Plotted on:

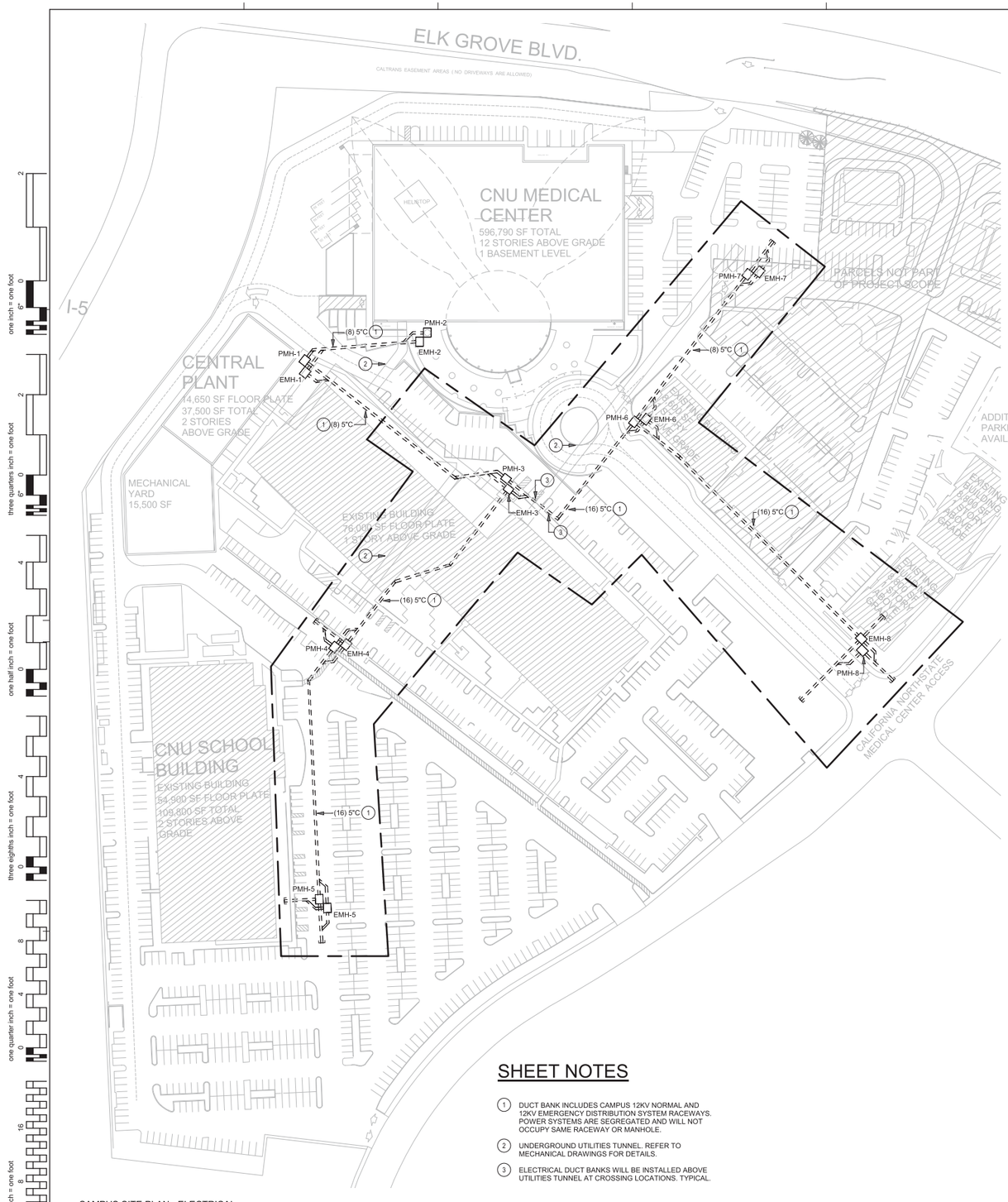

CAMPUS SITE PLAN - ELECTRICAL DISTRIBUTION
5 1" = 70'-0"

SHEET NOTES

1. DUCT BANK INCLUDES CAMPUS 12KV NORMAL AND 12KV EMERGENCY DISTRIBUTION SYSTEM RACEWAYS. POWER SYSTEMS ARE SEGREGATED AND WILL NOT OCCUPY SAME RACEWAY OR MANHOLE.
2. UNDERGROUND UTILITIES TUNNEL. REFER TO MECHANICAL DRAWINGS FOR DETAILS.
3. ELECTRICAL DUCT BANKS WILL BE INSTALLED ABOVE UTILITIES TUNNEL AT CROSSING LOCATIONS. TYPICAL.

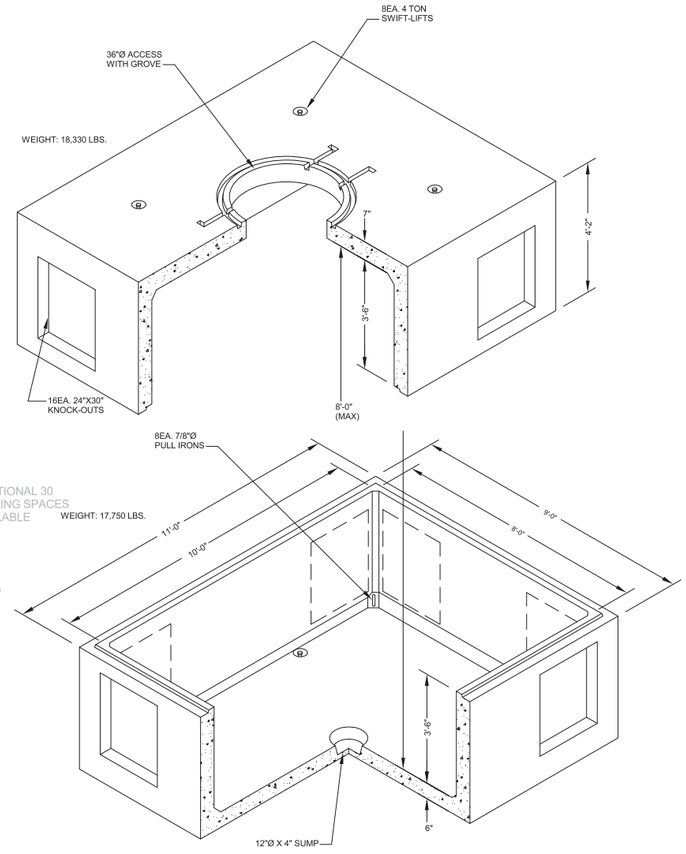

1 DETAIL - ELECTRICAL MANHOLE

SCALE: NONE

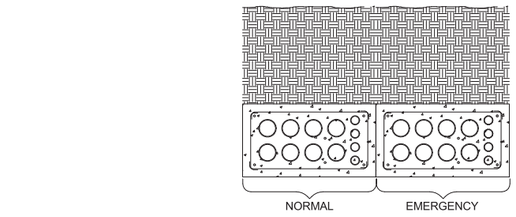

2 TYPICAL CONCRETE ENCASED DUCT BANK CONSTRUCTION

SCALE: NONE

FONG & CHAN ARCHITECTS
ARCHITECTURE • PLANNING • INTERIOR DESIGN
1361 BUSH STREET • SAN FRANCISCO • CALIFORNIA 94109
TEL (415) 931-8600 • FAX (415) 931-4601 • fca@fca-arch.com

CALIFORNIA NORTHSTATE UNIVERSITY

CALIFORNIA NORTHSTATE UNIVERSITY CENTRAL UTILITY PLANT

9700 W Taron Dr, Elk Grove, CA 95757

CONSULTANTS:

GAYNER ENGINEERS
1133 POST STREET
SAN FRANCISCO, CA 94109
TELEPHONE (415) 474-9500
FAX (415) 474-1363

NO	DESCRIPTION	DATE
	CITY PLANNING REVIEW	04/01/20
	100% DESIGN DEVELOPMENT	08/30/19

REVISIONS

KEY PLAN

SHEET TITLE
PRIMARY ELECTRICAL SERVICES CAMPUS DISTRIBUTION - NORMAL AND EMERGENCY

PROJECT NO. 467	SHEET NO. **ES101**
DRAWN BY: Author	
CHECKED BY: Checker	
SCALE:	
DATE: 08/28/19	

Plotted on: 3/30/2020 8:20:40 PM

one inch = one foot 0 2
three quarters inch = one foot 0 2
one half inch = one foot 0 4
three eighths inch = one foot 0 4
one quarter inch = one foot 0 8
one eighth inch = one foot 0 16

If this sheet is not 24" x 36" it is a reduced print - scale accordingly

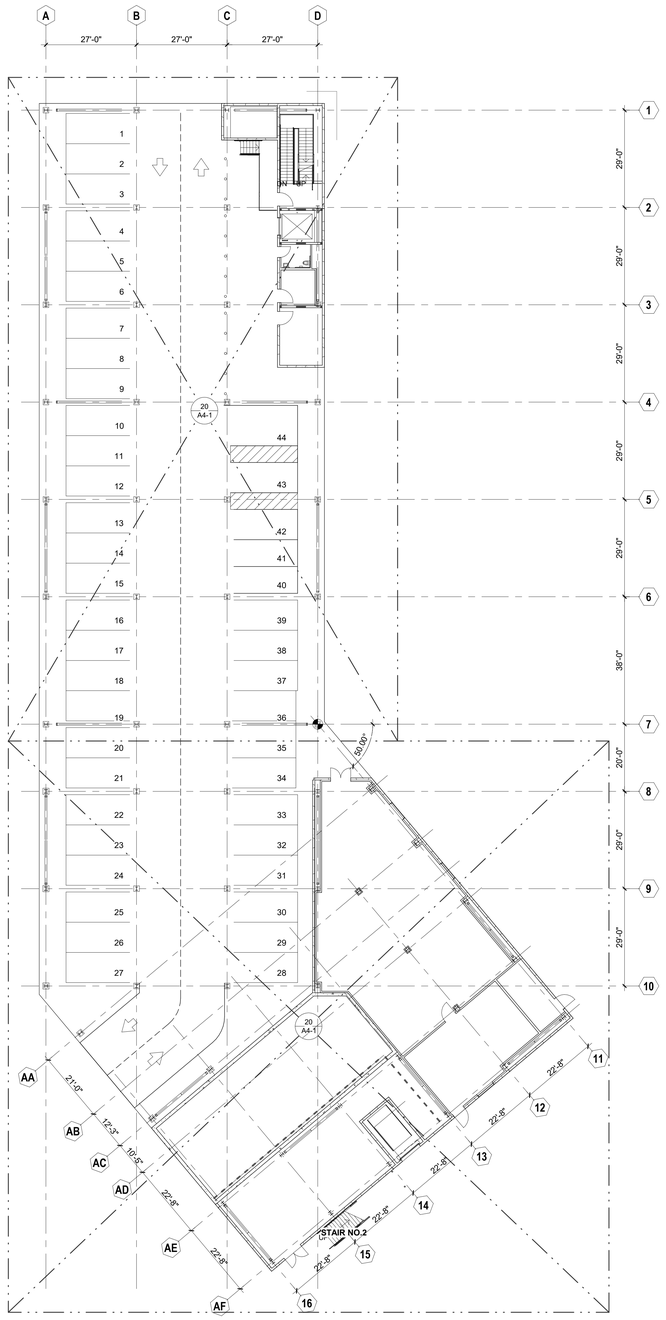

5 FIRST FLOOR PLAN

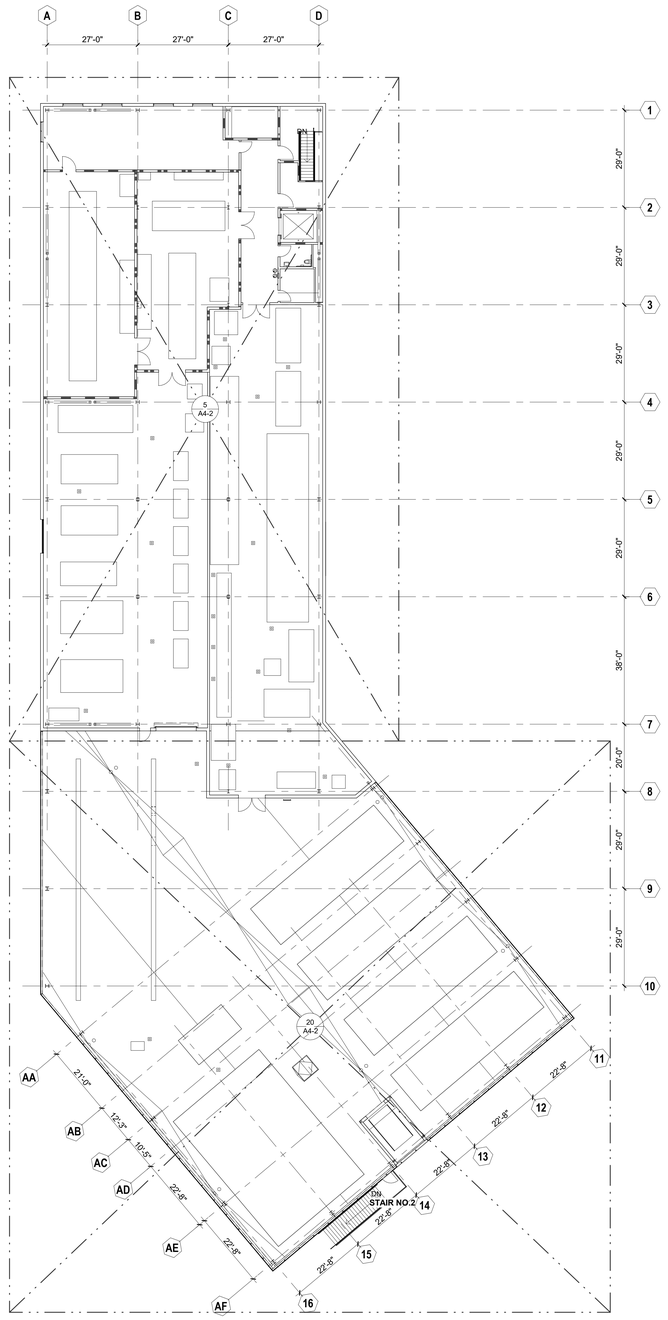

15 SECOND FLOOR PLAN

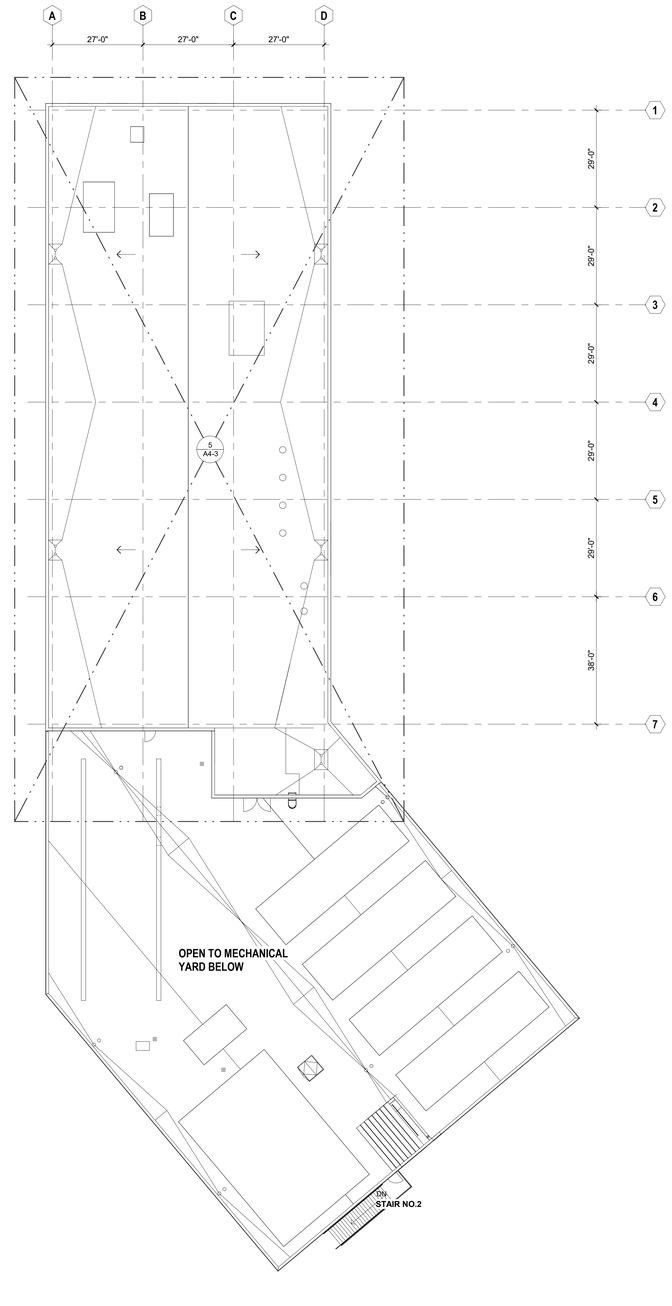

30 ROOF PLAN

FONG & CHAN ARCHITECTS
ARCHITECTURE • PLANNING • INTERIOR DESIGN
1361 BUSH STREET • SAN FRANCISCO • CALIFORNIA 94109
TEL (415) 931-8600 • FAX (415) 931-4601 • foa@foa-arch.com

CALIFORNIA NORTHSTATE UNIVERSITY

CALIFORNIA NORTHSTATE UNIVERSITY CENTRAL UTILITY PLANT

9700 W Taron Dr, Elk Grove, CA 95757

AGENCY APPROVAL

OSHPD PROJECT NUMBER: H192922-34-00

CONSULTANTS:

NOT FOR CONSTRUCTION

NO	DESCRIPTION	DATE
	50% CONSTRUCTION DOCUMENTS	05/29/20

REVISIONS

KEY PLAN

SHEET TITLE
FIRST, SECOND FLOOR PLANS & ROOF PLAN

PROJECT NO. 528	SHEET NO. A2-1
DRAWN BY: JL	
CHECKED BY: PD	
SCALE: 1/16" = 1'0"	
DATE: 05/29/2020	

Plotted on: 6/1/2020 12:46:52 AM

three inches = one foot
one and one half inches = one foot
one inch = one foot
three quarters inch = one foot
one half inch = one foot
three eighths inch = one foot
one quarter inch = one foot
one eighth inch = one foot

If this sheet is not 36" x 48" it is a reduced print - scale accordingly

36 SHEET NOTES

1. ALL ELEVATIONS SHOWN ON FLOOR PLANS ARE RELATIVE AND INDICATE TOP OF STRUCTURAL SLAB.
2. NOMINAL REFERENCE ELEVATION AT FIRST FLOOR IS 0'-0" WHICH IS EQUAL TO DATUM EL. 18'-0" (BASED ON NGS POINT EGOC NAVD 88).
3. PROVIDE WATER REPELLENT COATING TYPE 1 ON ALL EXTERIOR EXPOSED CONCRETE CURBS AND CONCRETE WALLS. PROVIDE WATERPROOFING TYPE 4 ON ALL EXTERIOR EXPOSED CMU WALLS.

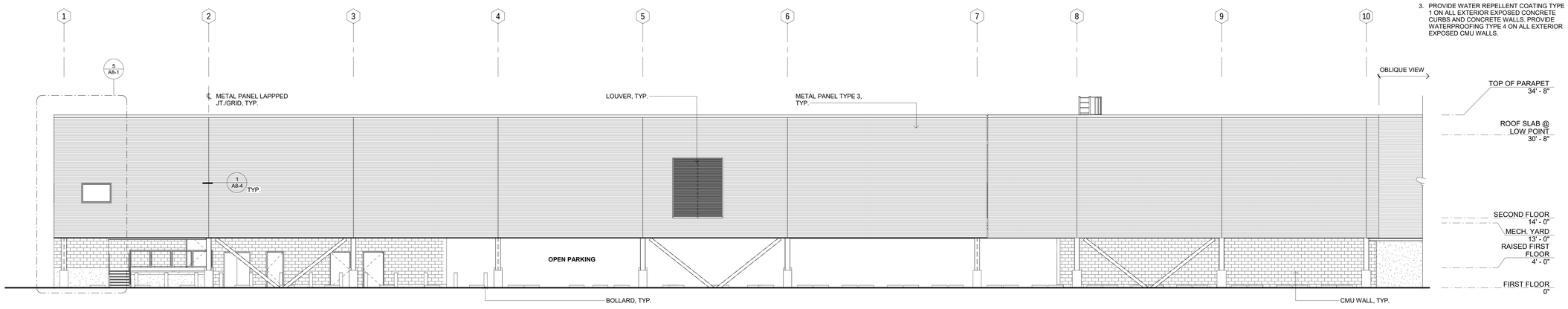

2 WEST ELEVATION

4 NORTH ELEVATION

5 EAST ELEVATION

three inches = one foot 6"
one and one half inches = one foot 1 0 6" 2
one inch = one foot 0 6" 2
three quarters inch = one foot 0 6" 0 2 4
one half inch = one foot 0 4
three eighths inch = one foot 0 4 8
one quarter inch = one foot 0 4 8
one eighth inch = one foot 0 4 8 16

If this sheet is not 36" x 48" it is a reduced print - scale accordingly

FONG & CHAN ARCHITECTS
ARCHITECTURE • PLANNING • INTERIOR DESIGN
1361 BUSH STREET • SAN FRANCISCO • CALIFORNIA 94109
TEL (415) 931-8600 • FAX (415) 931-4601 • foa@foa-arch.com

CALIFORNIA NORTHSTATE UNIVERSITY

CALIFORNIA NORTHSTATE UNIVERSITY
CENTRAL UTILITY PLANT

9700 W Taron Dr, Elk Grove, CA 95757

AGENCY APPROVAL

OSHPD PROJECT NUMBER: H192922-34-00

CONSULTANTS:

NOT FOR CONSTRUCTION

NO	DESCRIPTION	DATE
	50% CONSTRUCTION DOCUMENTS	05/29/20

REVISIONS

KEY PLAN

SHEET TITLE
EXTERIOR ELEVATIONS

PROJECT NO. 528	SHEET NO. A3-1
DRAWN BY: KT, WH	
CHECKED BY: KT	
SCALE: 1/8" = 1'-0"	
DATE: 05/29/2020	

Plotted on: 5/29/2020 9:23:05 PM

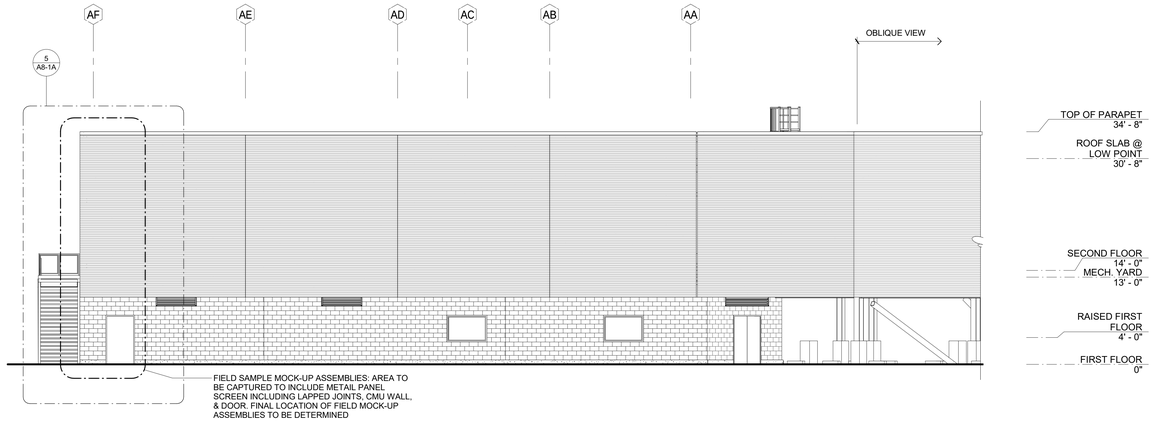

2 NORTH EAST ELEVATION

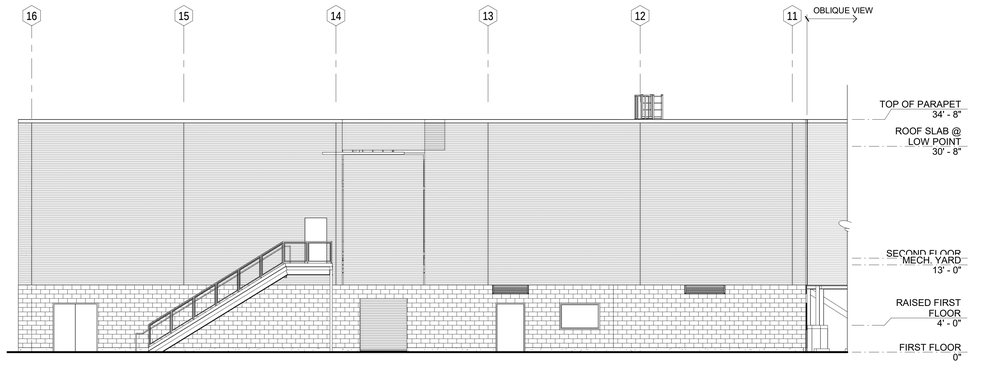

4 SOUTH EAST ELEVATION

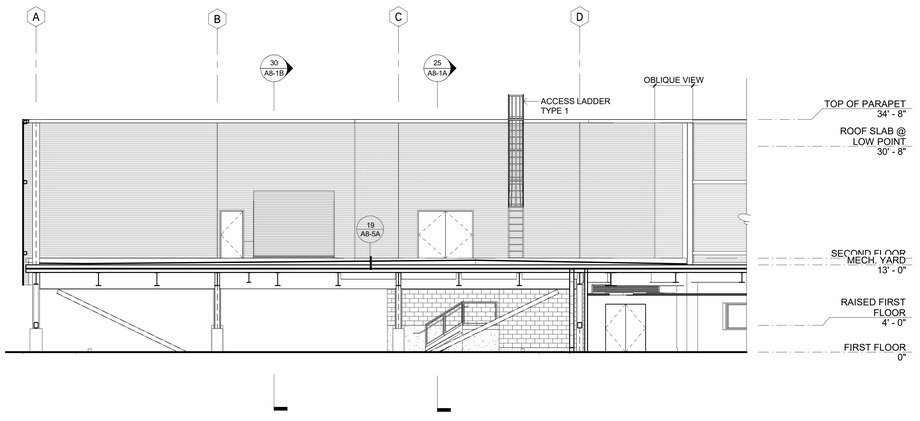

24 SOUTH ELEVATION AT MECHANICAL YARD

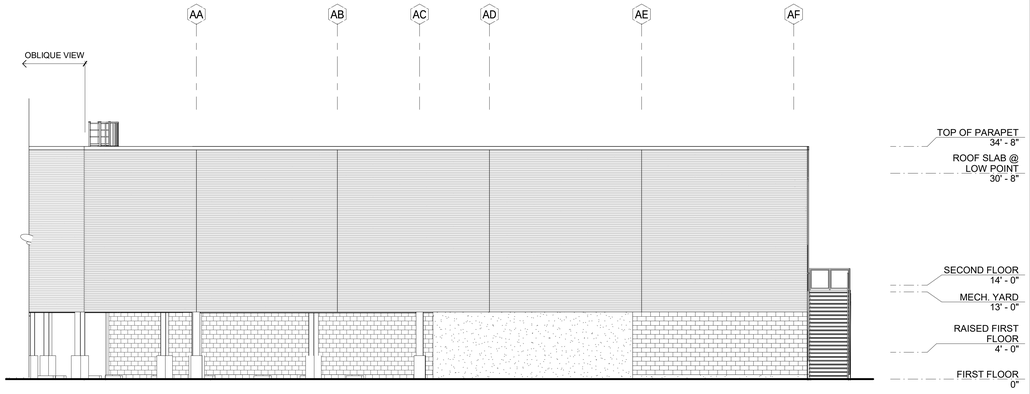

5 SOUTH WEST ELEVATION

three inches = one foot 6"
one and one half inches = one foot 1
one inch = one foot 0 6"
three quarters inch = one foot 2 0 6"
one half inch = one foot 4 0
three eighths inch = one foot 4 0 8
one quarter inch = one foot 8 0 16
one eighth inch = one foot 16 8 0

If this sheet is not 36" x 48" it is a reduced print - scale accordingly

FONG & CHAN ARCHITECTS
ARCHITECTURE • PLANNING • INTERIOR DESIGN
1361 BUSH STREET • SAN FRANCISCO • CALIFORNIA 94109
TEL (415) 931-8600 • FAX (415) 931-4601 • foa@foa-arch.com

CALIFORNIA NORTHSTATE UNIVERSITY

CALIFORNIA NORTHSTATE UNIVERSITY
CENTRAL UTILITY PLANT

9700 W Taron Dr, Elk Grove, CA 95757

AGENCY APPROVAL

OSHPD PROJECT NUMBER: H192922-34-00

CONSULTANTS:

NOT FOR CONSTRUCTION

NO	DESCRIPTION	DATE
	50% CONSTRUCTION DOCUMENTS	05/29/20

REVISIONS

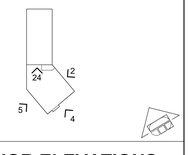

KEY PLAN

SHEET TITLE
EXTERIOR ELEVATIONS

PROJECT NO. 528	SHEET NO. **A3-1A**
DRAWN BY: KT, WH	
CHECKED BY: KT	
SCALE: 1/8" = 1'-0"	
DATE: 05/29/2020	

Plotted on: 5/29/2020 9:23:17 PM

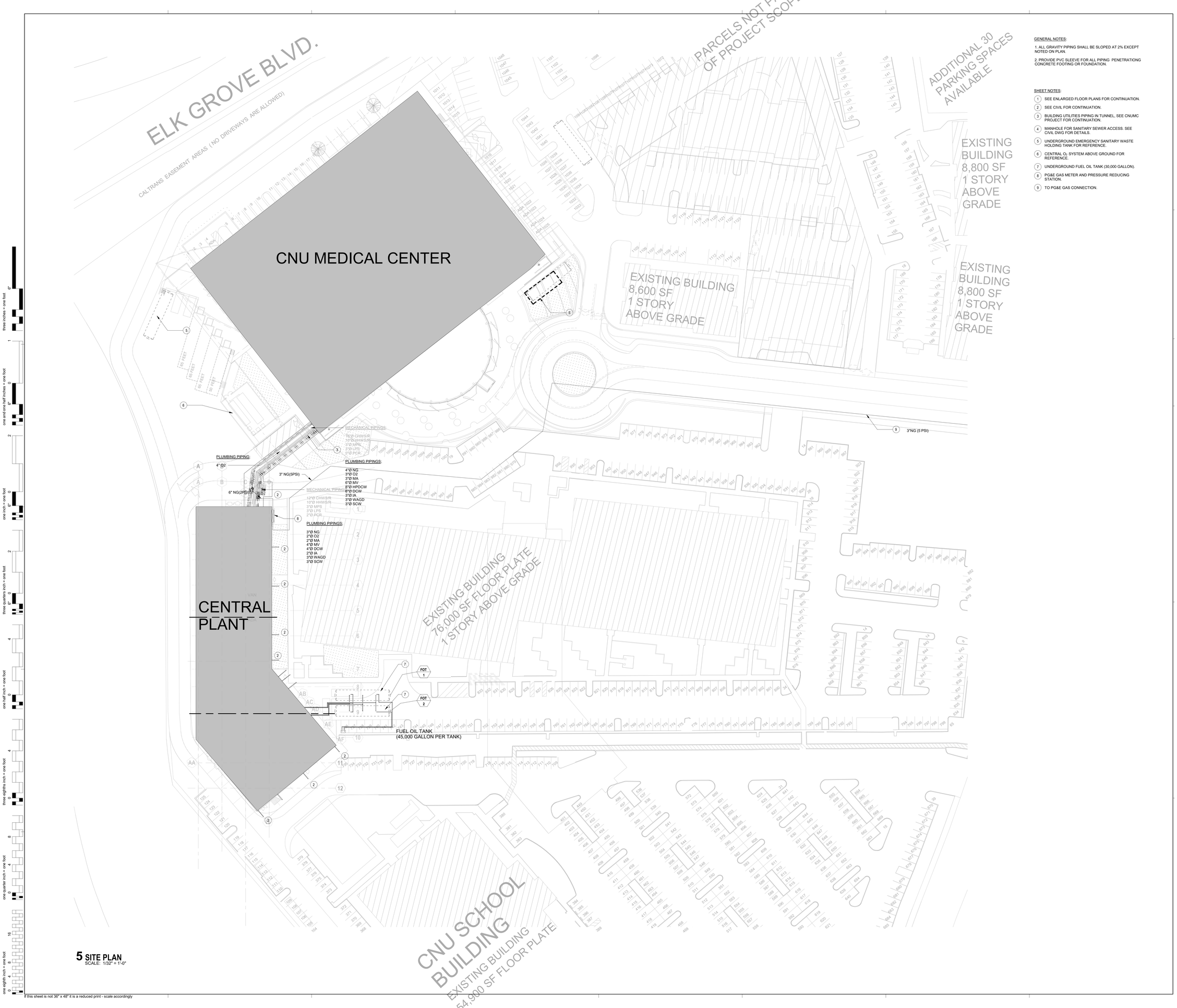

5 SITE PLAN
SCALE: 1/32" = 1'-0"

GENERAL NOTES:

1. ALL GRAVITY PIPING SHALL BE SLOPED AT 2% EXCEPT NOTED ON PLAN.

2. PROVIDE PVC SLEEVE FOR ALL PIPING PENETRATIONG CONCRETE FOOTING OR FOUNDATION.

SHEET NOTES:

1. SEE ENLARGED FLOOR PLANS FOR CONTINUATION.
2. SEE CIVIL FOR CONTINUATION.
3. BUILDING UTILITIES PIPING IN TUNNEL, SEE CNUMC PROJECT FOR CONTINUATION.
4. MANHOLE FOR SANITARY SEWER ACCESS. SEE CIVIL DWG FOR DETAILS.
5. UNDERGROUND EMERGENCY SANITARY WASTE HOLDING TANK FOR REFERENCE.
6. CENTRAL O_2 SYSTEM ABOVE GROUND FOR REFERENCE.
7. UNDERGROUND FUEL OIL TANK (30,000 GALLON).
8. PG&E GAS METER AND PRESSURE REDUCING STATION.
9. TO PG&E GAS CONNECTION.

FONG & CHAN ARCHITECTS
ARCHITECTURE • PLANNING • INTERIOR DESIGN
1361 BUSH STREET • SAN FRANCISCO • CALIFORNIA 94109
TEL (415) 931-8600 • FAX (415) 931-4601 • foa@foa-arch.com

CALIFORNIA NORTHSTATE UNIVERSITY

CALIFORNIA NORTHSTATE UNIVERSITY
CENTRAL UTILITY PLANT

9700 W Taron Dr, Elk Grove, CA 95757

AGENCY APPROVAL

OSHPD PROJECT NUMBER: H192922-34-00

CONSULTANTS:

GAYNER ENGINEERS
1133 POST STREET
SAN FRANCISCO, CA 94109
TELEPHONE (415) 474-9500
FAX (415) 474-1363

NOT FOR CONSTRUCTION

NO	DESCRIPTION	DATE
	50% CONSTRUCTION DOCUMENTS	05/29/20

REVISIONS

KEY PLAN

SHEET TITLE
SITE PLAN

PROJECT NO.: 528	SHEET NO.: **P1-0**
DRAWN BY: XH	
CHECKED BY: CC	
SCALE:	
DATE: 05/29/2020	

Plotted on: 5/28/2020 5:01:26 PM

three inches = one foot
one and one half inches = one foot
one inch = one foot
three quarters inch = one foot
one half inch = one foot
three eighths inch = one foot
one quarter inch = one foot
one eighth inch = one foot

If this sheet is not 36" x 48" it is a reduced print - scale accordingly

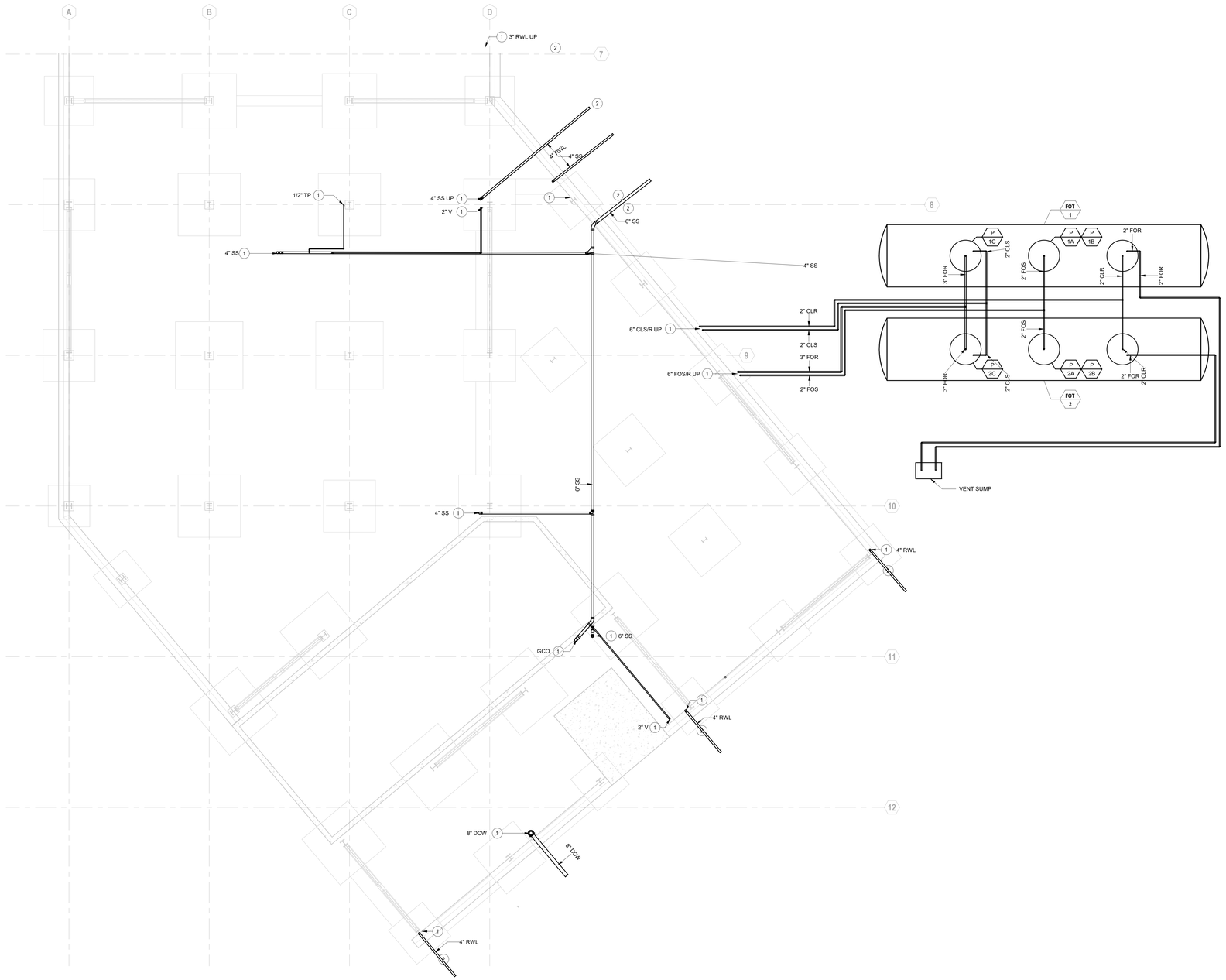

SHEET NOTES:

1. PIPING UP THRU SLAB. PROVIDE WATER PROOFING PENETRATION AT SLAB.
2. SEE CIVIL DWG FOR CONTINUATION.
3. SEE DMP1-2 FOR PIPING CONTINUATION.

4 UNDERGROUND PLAN
SCALE: 1/8" = 1'-0"

three inches = one foot 6" 1
one and one half inches = one foot 6" 0 2
one inch = one foot 6" 0 2
three quarters inch = one foot 6" 0 4
one half inch = one foot 0 4
three eighths inch = one foot 0 8
one quarter inch = one foot 0 16
one eighth inch = one foot 0 8

If this sheet is not 36" x 48" it is a reduced print - scale accordingly

FONG & CHAN ARCHITECTS
ARCHITECTURE • PLANNING • INTERIOR DESIGN
1361 BUSH STREET • SAN FRANCISCO • CALIFORNIA 94109
TEL (415) 931-8600 • FAX (415) 931-4601 • fcai@fca-arch.com

CALIFORNIA NORTHSTATE UNIVERSITY

CALIFORNIA NORTHSTATE UNIVERSITY
CENTRAL UTILITY PLANT

9700 W Taron Dr, Elk Grove, CA 95757

AGENCY APPROVAL

OSHPD PROJECT NUMBER: H192922-34-00

CONSULTANTS:

GAYNER ENGINEERS
1133 POST STREET
SAN FRANCISCO, CA 94109
TELEPHONE (415) 474-9500
FAX (415) 474-1363

NOT FOR CONSTRUCTION

NO	DESCRIPTION	DATE
	50% CONSTRUCTION DOCUMENTS	05/29/20

REVISIONS

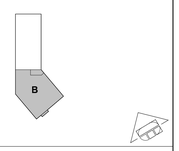

KEY PLAN

SHEET TITLE
PARTIAL UNDERGROUND FLOOR PLAN - AREA B

PROJECT NO. 528	SHEET NO. **P2-0B**
DRAWN BY: XH	
CHECKED BY: CC	
SCALE:	
DATE: 05/29/2020	

Plotted on: 5/28/2020 5:02:15 PM

EXHIBIT A - EXTERIOR FINISHES & RENDERINGS | June 24, 2020

CALIFORNIA NORTHSTATE UNIVERSITY MEDICAL CENTER

California Northstate University College of Medicine, Elk Grove, California

Prepared by: Fong & Chan Architects

View from Main Entry Drive | California Northstate University Medical Center

View from Service Access Road | California Northstate University Medical Center

View to Patient Tower | California Northstate University Medical Center

South Elevation

West Elevation



North Elevation

East Elevation

Aluminum Composite Panel | Alucobond Anodic Steel City Silver Mica (Color Approximation)

Glazing | Viracon Green 2
(Color Approximation)

Glass Fiber Reinforced Concrete / Precast Concrete | Clark Pacific 4-1
(Color Approximation)



Concrete Masonry Unit | Basalite 397
(Color Approximation / Split face finish)

Perforated Aluminum Panel | Neutral Tone Kynar Finish

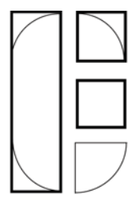

FONG & CHAN ARCHITECTS

CALIFORNIA NORTHSTATE UNIVERSITY

California Northstate University
Exterior Sign Program
9700 Taron Way
Elk Grove, CA 95757

Major Unifying Sign Program
June 8, 2020

Project Job #: 2360

SHANNON LEIGH

Contents

iii Project Information

1 Major Uniform Sign Program

3 Site Plan Existing Sign Locations

- Current Conditions / Existing Signs On Site
- Precedents / Immediate Area

9 Site Plan with Sign Locations

10 Site IdentificationSignage

- Primary Site ID Pylon
- Secondary Site ID Pylon
- Primary Hospital Monument
- Primary School Campus Monument
- Secondary Monument / Directional
- Site Identity / Building Sign

24 Building Identity Signage

- Building Sign / Primary Identity
- Secondary Building Identity Signs
- Building Name & Numbers

31 Vehicular Wayfinding & Regulatory Signs

- Vehicular Directional Signage
- Parking Garage Entry Signs
- Parking Information Signs
- Vehicular Regulatory Signs

40 Pedestrian Wayfinding

- Pedestrian Directionals
- Building Entry Markers & Security Phone
- Building Entry Signs (Wall Mounted)
- Building Entry Signs (Marquee Mounted)

49 Retail Signage

- Retail Entry Sign (Marquee Mounted)
- Retail / Entry Sign (Building Mounted)
- Retail / Blade Signs
- Retail / Window Graphics

58 Materials, Finishes & Colors

Project Information

Project Site

California Northstate University Medical School & Hospital Campus

Address
9700 Taron Drive
Elk Grove, California

Vicinity Map

Owner
California Northstate University
9700 Taron Drive
Elk Grove, California
CEO
Dr. Alvin Cheung

Architects
Fong & Chan Architects
1361 Bush Street
San Francisco, California 94109
p: 415-931-8600

Landscape Architect
OMG Studio
1818 Harmon Street, Suite 2
Berkeley, California 94703
p: 510-289-9325

Environmental Graphics Consultant
Shannon Leigh Associates
1631 Alhambra Boulevard, Suite 100
Sacramento, California 95816
p: 510-969-7870

Government Agencies
City of Elk Grove Planning Department
8401 Laguna Palms Way,
Elk Grove, California
p: 916-478-2265
f: 916-691-3168

Major Uniform Sign Program
California Northstate University
Medical School & Hospital Campus

Overview

1. Objective
The Unified Sign Program for the California Northstate University Medical School Campus in Elk Grove, California is established for the purpose of assuring high quality campus and retail tenant signage. All signage shall be designed and constructed to compliment the project architecture and the neighborhood environment, reflecting the broader Stonelake aesthetic. This document describes the acceptable types of signs, materials, locations, sizes and illumination methods and outlines the process for signage review and approval. Renderings, drawings, and shop drawings contained in these guidelines are included for illustrative purposes only and are intended to aid the tenant and owner in complying with the design criteria.

2. Interpretation and Compliance
All signage must receive city issued sign permits before being fabricated or installed. If ownership should change for all or part of the project, and/or retail tenant spaces, the guidelines herein established shall remain applicable and in force under the new ownership. Any redesign or color changes shall require separate approval from the City of Elk Grove. Any amendments to these guidelines shall require approval from the City of Elk Grove.

3.General Criteria for all signage
- Architectural Compatibility: all signage shall be designed as an integral part of, or complimentary to, the architectural features of the building, landscape, and/or storefront
- Code Compliance: all signage shall comply with the City of Elk Grove Sign Ordinance
- Maintenance: maintenance of installed signs are the tenant's sole responsibility
- Allowable Messages: sign messages shall be limited to the tenant's name or logo
- Allowable Sign Types: sign types shown in these guidelines are the only signs permitted on the building or property
- Preferred Materials: sign design and construction should include the use of high quality materials such as architectural grade metals, glass, plastics and vinyl
- Lighting: light levels must be dim-able. No sign lighting shall create a nuisance to the community or surrounding neighborhood
- Light Efficiency: low voltage, LED and other high efficiency lighting is required
- Sign Locations: permitted only in the sign areas shown
- License Requirements: sign installers are to be State of California licensed contractors and are required to provide a contractor's license, proof of liability insurance and worker's compensation insurance
- Removal at Move-Out: when vacating a retail space, the tenant, at their expense, shall remove all signage, patch, repair and leave the building surfaces in as-new condition
- Bird Repellent: visible bird repellent on any sign is prohibited

4. Prohibited Signs and Sign Components

The following sign components are not permitted:

- Cabinet type illuminated signs with full acrylic sign faces
- Vacuum formed plastic letters or sign faces
- Moving, flashing, rotating, or odor producing signs. Digital and changing message signs are also prohibited
- Exposed non-ornamental hardware or electrical conduit and components
- The retailer's name and logo are allowable on signs, however no brand or trade names, logos, trademarks, service marks or other graphic insignia are allowed
- Hand-painted signs
- Projected or otherwise produced images of a sign or message on any surface or object
- Streamers, clusters of flags, twirlers, flares, balloons, and other similar attention getting devices, including noise emitting devices

5. Allowable Sign Area

Signage areas shown on the drawings are the allowable square footage for that sign type and location based on the City of Elk Grove Sign Ordinance (passed March 13, 2019).

Site Plan Existing Sign Locations

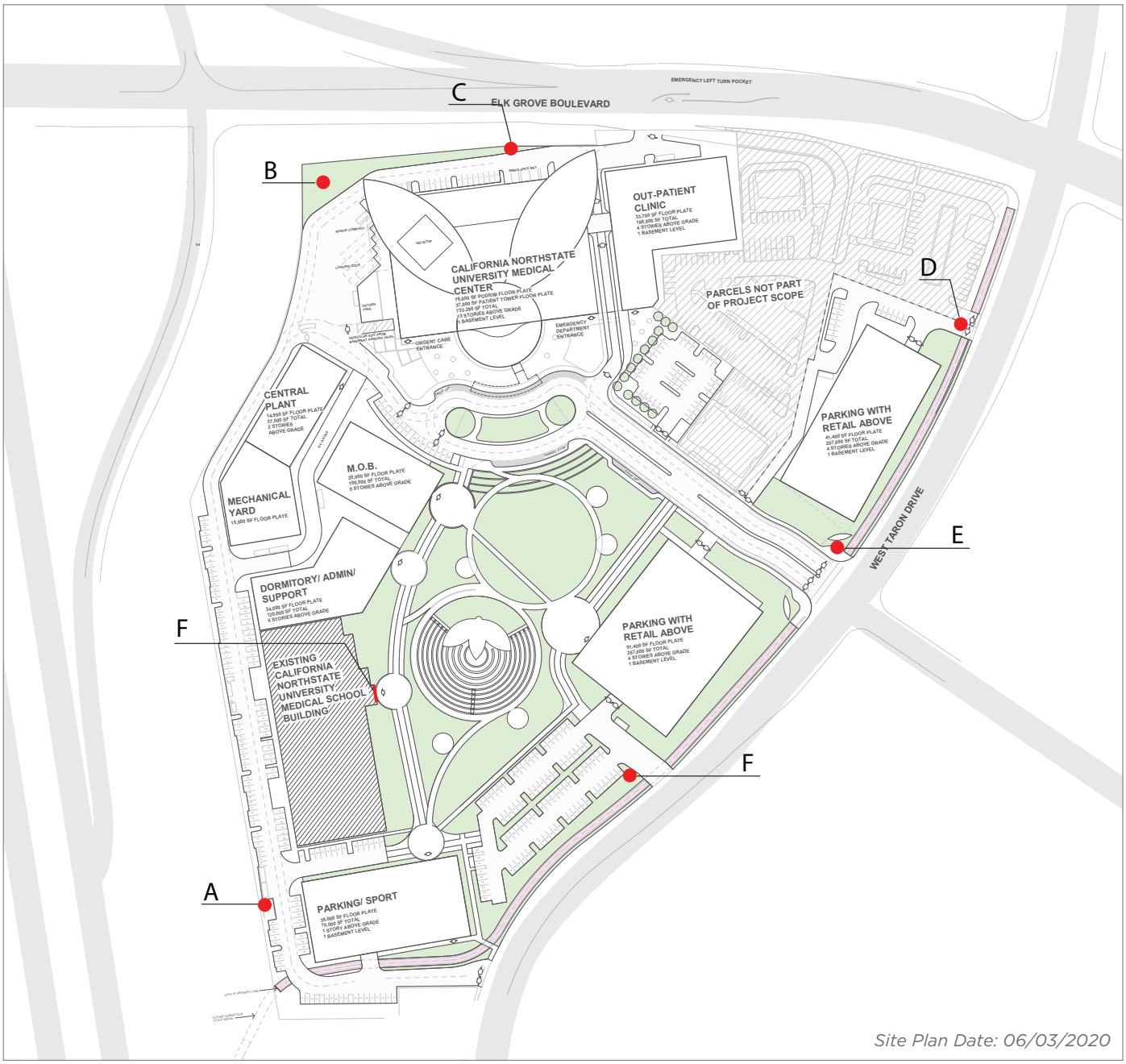

Site Plan Date: 06/03/2020

Current Conditions / Existing Signs On Site

These signs are currently located on and around the project site. Some will be removed while others are to remain.

Sign A

South-West Corner of Site

Sign B

North-West Corner of Site

Sign C

North Side of Site

Sign D

East Side of Site

Sign E

East Side of Site

Sign F

East Side of Site

Current Conditions / Existing Signs On Site

These signs are currently located on and around the project site. Some will be removed while others are to remain.

Monument Sign
North-West Corner at W. Taron Dr & W. Taron Ct.

Building Sign / Adjacent to Site

Building Sign / On Current Site

Building Sign / On Current Site

Current Conditions / Existing Signs On Site

These signs are currently located on and around the project site. Some will be removed while others are to remain.

Building Sign / On Current Site

Building Sign / On Current Site

Building Sign / On Current Site

Precedents / Immediate Area

These signs are currently around the project's neighborhood.

Holiday Inn / Maritime Drive

McDonald's / Elk Grove Blvd & Harbor Point

Stonelake Gateway / Elk Grove Blvd

Stonelake Gateway / Elk Grove Blvd

Precedents / Immediate Area

These signs are currently around the project's neighborhood.

Stonelake Gateway / Elk Grove Blvd

Stonelake Gateway / Elk Grove Blvd

Dignity Health / North-East Corner
Wymark Dr.

Dignity Health / Monument
Wymark Dr.

Dignity Health
North-West Corner
Wymark Dr.

Site Plan with Sign Locations

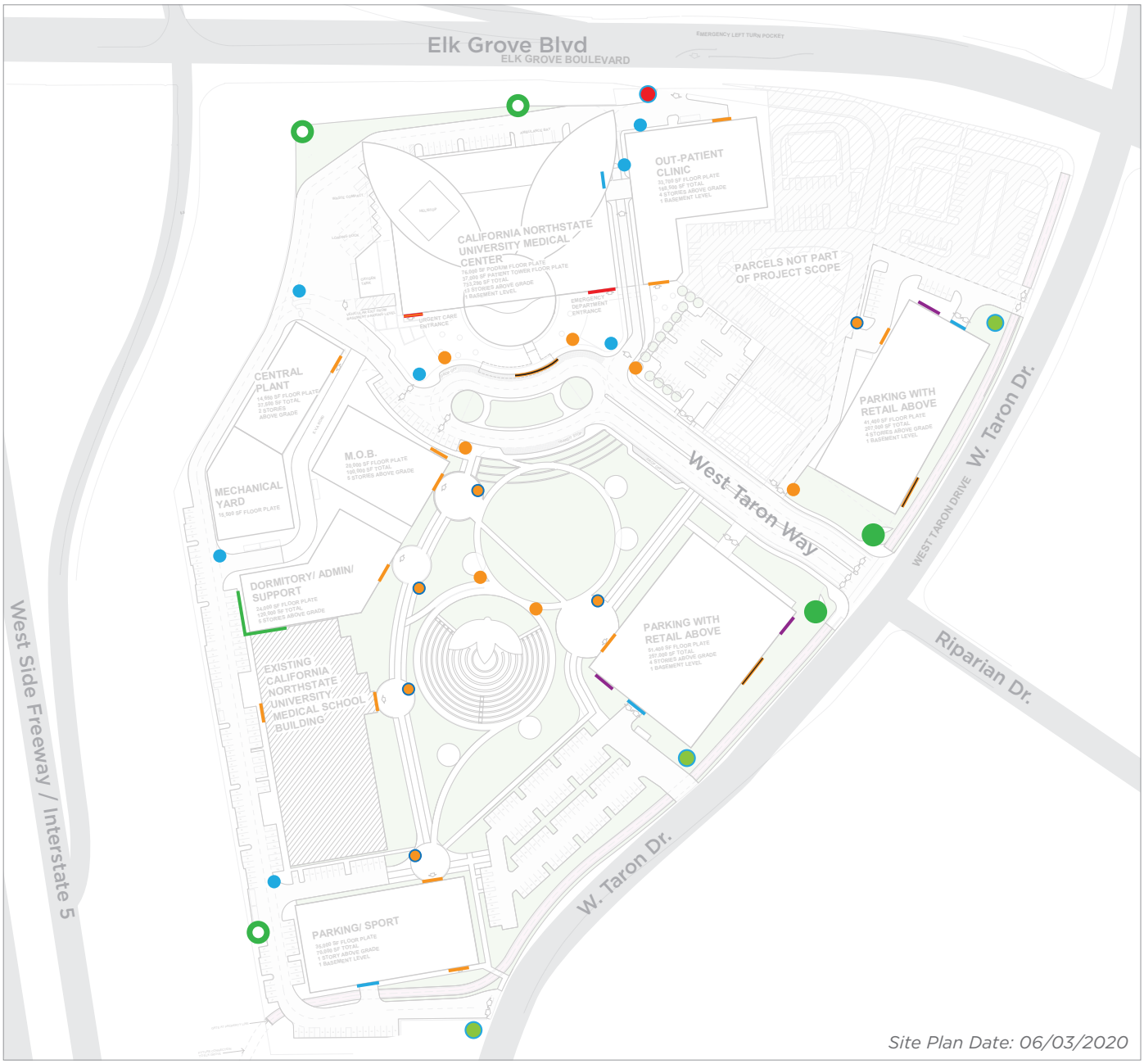

Key

Identity Signage

- Pylon Site Signs (existing)
- Primary Monuments
- Secondary Monuments
- Secondary Monument / ED
- Building Sign / Site ID
- Building ID Sign

Wayfinding Signs

- Directional Sign (Vehicle)
- Parking Entry Signs
- Directional Sign (Ped)
- Destination Markers
- Building Entry Signs
- Entry Sign / ED & UC
- Retail Entry Sign

Site Identification Signage

This section covers the ground mounted, freestanding signs proposed for the campus

- Primary Site Identity Pylon Sign
- Secondary Site Identity Pylon Sign
- Primary Site Identity Monuments
- Secondary Monument / Directional
- Site Identity Signage (Building Mounted & Freeway Facing)

Primary Site ID Pylon
Remodel Existing A

The Primary Site Identity Pylon Sign is located on the west side of the site facing Interstate 5 freeway. The existing sign will be remodeled to align with the overall design of the site signage. This sign will provide identification for the medical school and the medical center along with specialty emergency and urgent care facilities.

Site Plan Locations:

1. Quantity

- **a.** One exiting sign location

2. Size

- **a.** Max Height: 24'-0"
- **b.** Max Square Footage: 180 sq.ft.
  (**Note:** Sign Area is equal to the area of a rectangle that would enclose all letters and graphics of the sign.)

3. Materials

- **a.** Sign Cabinet: Fabricated from aluminum with acrylic push through letters and graphics.
- **b.** Base: Constructed with Concrete masonry unit, vertical comb face.

4. Finishes

- **a.** Sign Cabinet: Paint finish, Color TBD
- **b.** Lettering and Graphics: Acrylic letter/graphic forms with translucent color vinyl faces.
- **c.** Sign Base: Natural Concrete, No Finish

5. Colors

- **a.** Sign Cabinet: TBD
- **b.** Lettering and Graphics: CNU Brand Colors, Emergency Red, Urgent Orange
- **c.** Sign Base: Natural Concrete color

6. Illumination

- **a.** Individual letters and/or logos are to have internal illumination, with even color distribution and no hot spots
- **b.** LED or other energy-efficient lighting source is required
- **c.** Signs edges and backs to contain all light without showing light leaks
- **d.** Lighting shall not produce a glare on other properties in the vicinity, and the source of the light shall not be visible from adjacent properties or from a public street.

7. Placement

- **a.** Located at the primary entry to the campus
- **b.** Situated at ground level and angled to face oncoming vehicular traffic on West Taron Drive.

City of Elk Grove / Sign Regulations

Freestanding signs,
Commercial Integrated Development

Quantity: One sign per site entrance

Sign Size: max. 150 sq.ft.

Max Height: 20 ft.

Set Back: 10 ft. from right of way

Requested Variance

None

This is an existing pylon sign on the site. The sign will be remodeled with no additional hight, width or signage area.

Primary Site ID Pylon / Remodel Existing A

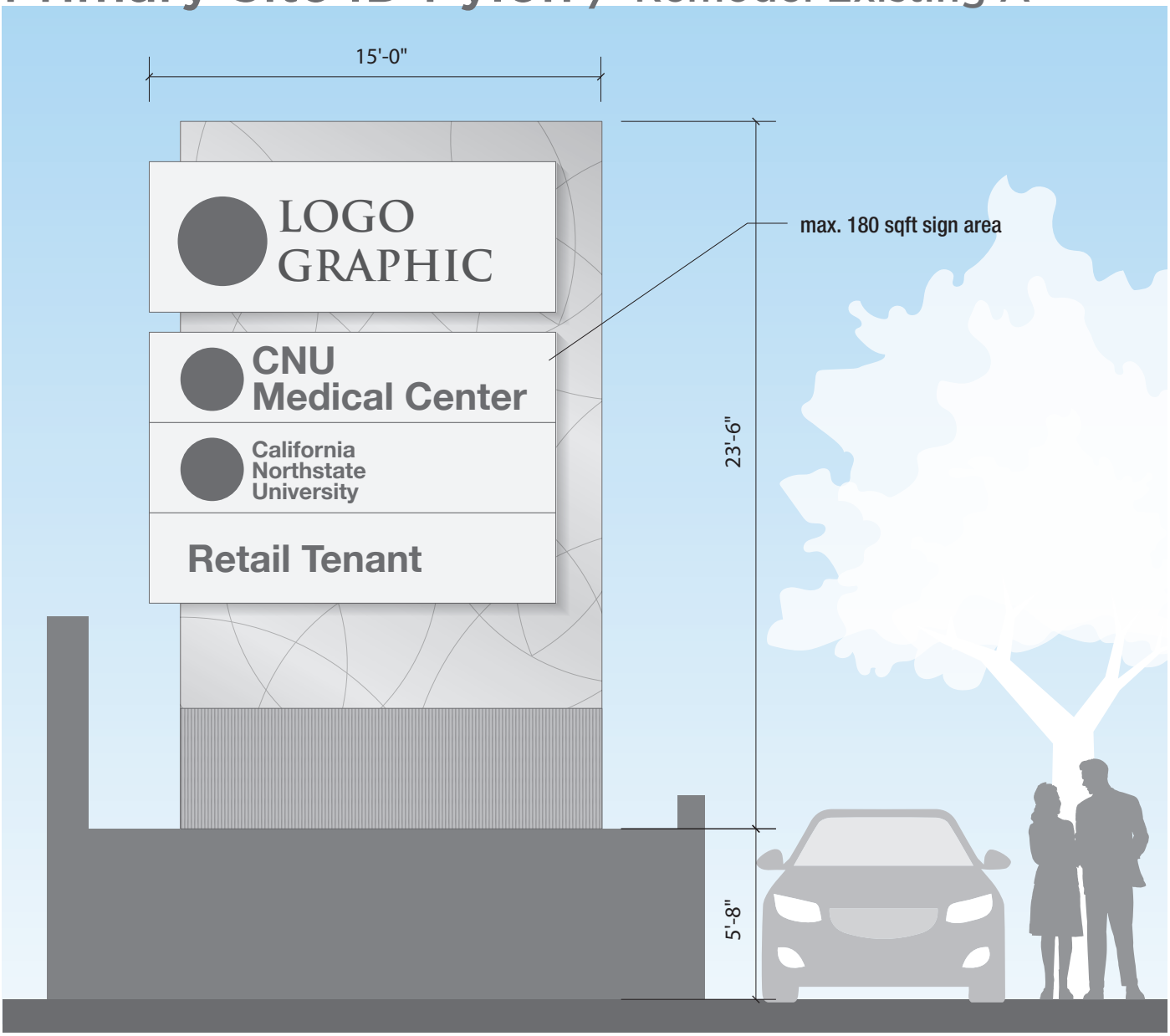

Secondary Site ID Pylon
Remodel Existing B&C

The Secondary Site Identity Pylon Sign are located on the north side of the site along Elk Grove Boulevard. The existing signs will be remodeled to align with the overall design of the site signage. This sign will provide identification for the medical school and the medical center along with specialty emergency and urgent care facilities.

Site Plan Locations:

1. Quantity

a. Two exiting sign location

2. Size

a. Max Height: 24'-0"
b. Max Square Footage: 160 sq.ft.
(**Note:** Sign Area is equal to the area of a rectangle that would enclose all letters and graphics of the sign.)

3. Materials

a. Sign Cabinet: Fabricated from aluminum with acrylic push through letters and graphics.
b. Base: Constructed with Concrete masonry unit, vertical comb face.

4. Finishes

a. Sign Cabinet: Paint finish, Color TBD
b. Lettering and Graphics: Acrylic letter/graphic forms with translucent color vinyl faces.
c. Sign Base: Natural Concrete, No Finish

5. Colors

a. Sign Cabinet: TBD
b. Lettering and Graphics: CNU Brand Colors, Emergency Red, Urgent Orange
c. Sign Base: Natural Concrete color

6. Illumination

a. Individual letters and/or logos are to have internal illumination, with even color distribution and no hot spots
b. LED or other energy-efficient lighting source is required
c. Signs edges and backs to contain all light without showing light leaks
d. Lighting shall not produce a glare on other properties in the vicinity, and the source of the light shall not be visible from adjacent properties or from a public street.

7. Placement

a. Located at the primary entry to the campus
b. Situated at ground level and angled to face oncoming vehicular traffic on West Taron Drive.

City of Elk Grove / Sign Regulations

Freestanding signs,
Commercial Integrated Development

Quantity: One sign per site entrance

Sign Size: max. 150 sq.ft.

Max Height: 20 ft.

Set Back: 10 ft. from right of way

Requested Variance

None

These are existing pylon signs on the site. The sign will be remodeled with no additional hight, width or signage area.

Secondary Site ID Pylon / Remodel Existing B

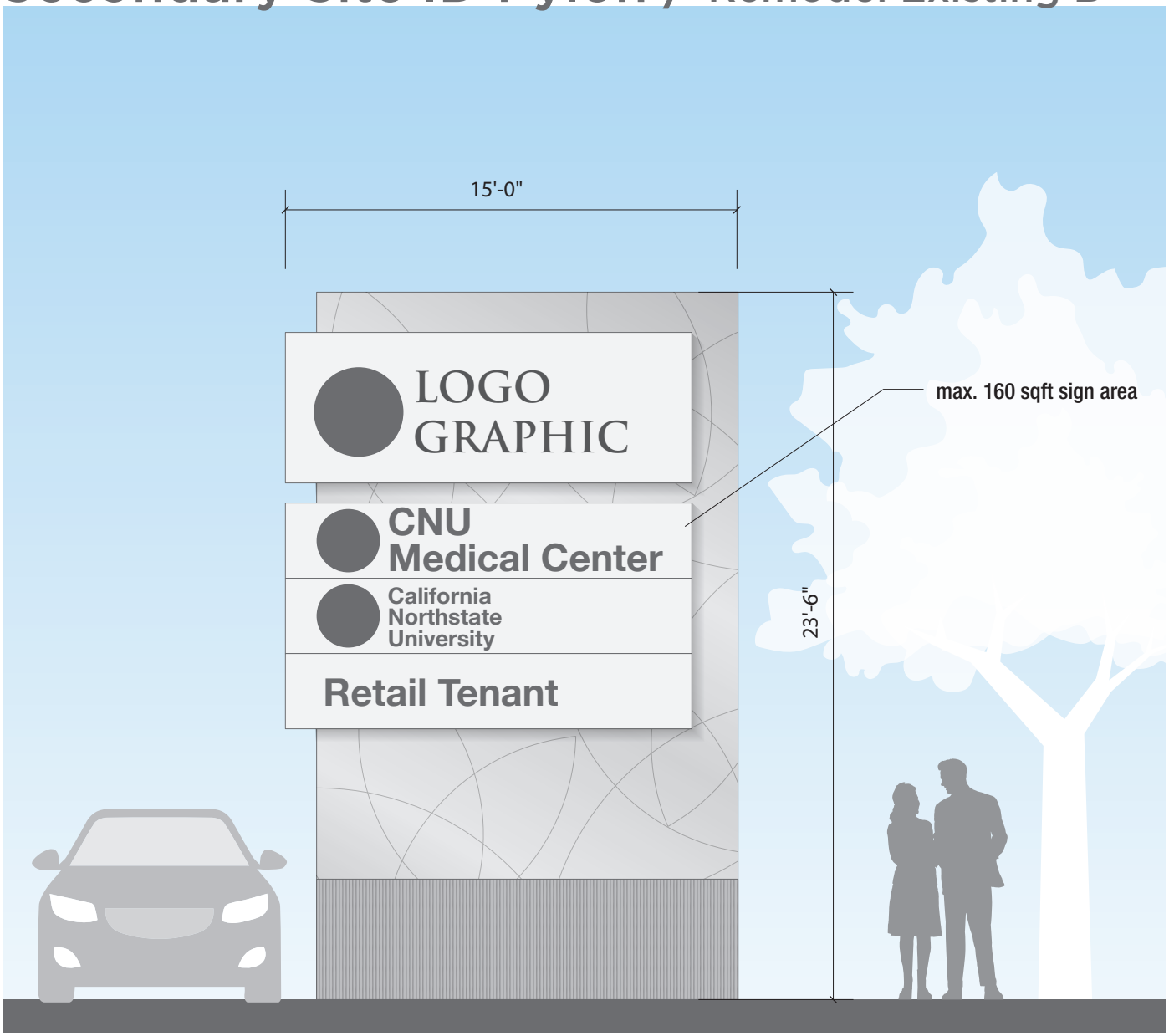

Secondary Site ID Pylon / Remodel Existing C

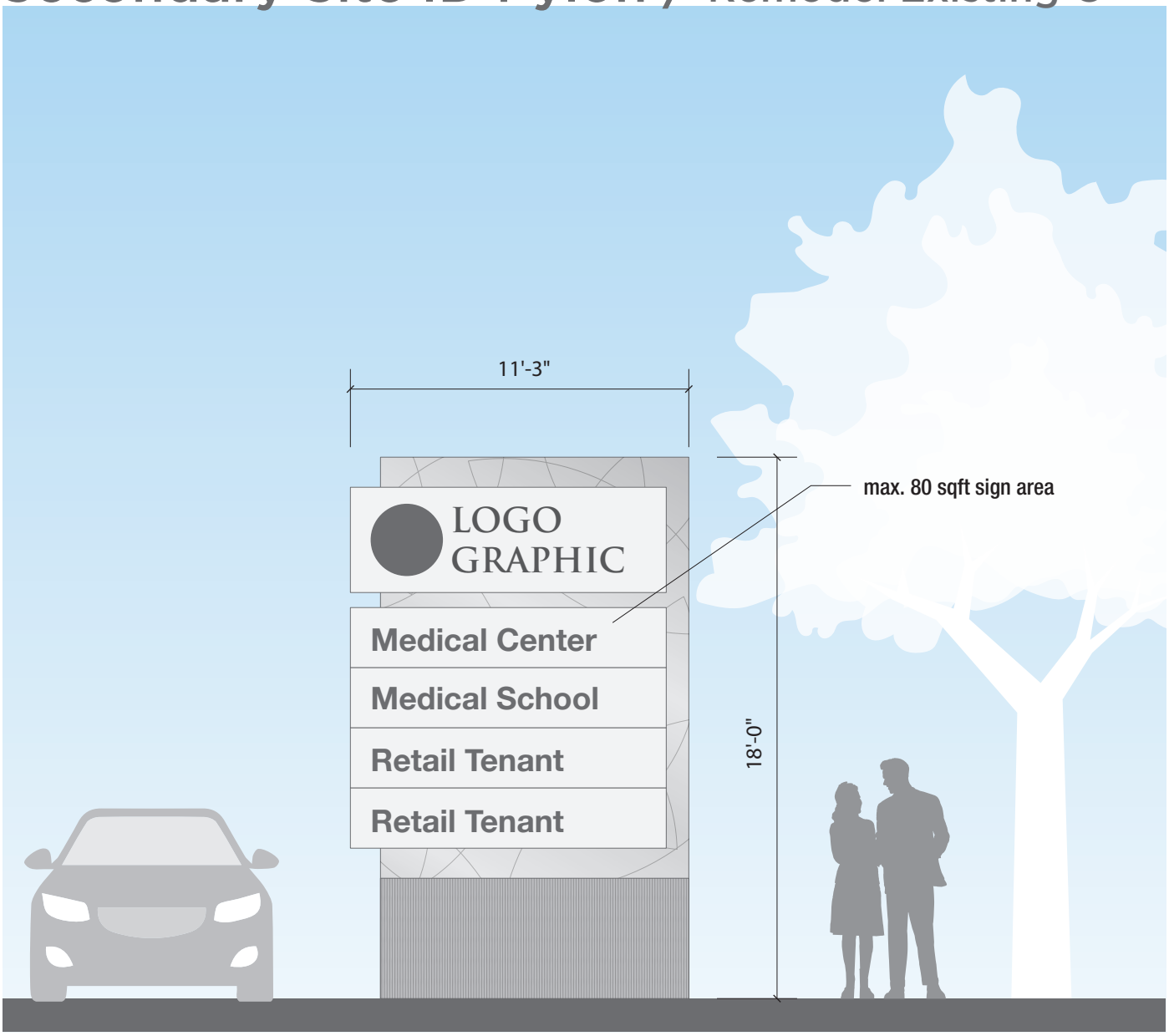

Primary Hospital Monument
Replace Existing Monument

The Primary Hospital Monument Signs will be located at the primary site entrance at the intersection of West Taron Drive and West Taron Way. These signs will provide identification for the Medical Center along with specialty Emergency and Urgent Care facilities. The signs will be situated at street level for pedestrian and vehicular traffic.

Site Plan Locations:

1. Quantity

- **a.** One sign located on northern corner of the primary site entrance.

2. Size

- **a.** Max Height: 10'-0"
- **b.** Max Square Footage: 50sq.ft. per sign (**Note:** Sign Area is equal to the area of a rectangle that would enclose all letters and graphics of the sign.)

3. Materials

- **a.** Sign Cabinet: Fabricated from aluminum with acrylic push through letters and graphics.
- **b.** Base: Constructed with Concrete masonry unit, vertical comb face.

4. Finishes

- **a.** Sign Cabinet: Paint finish, Color TBD
- **b.** Lettering and Graphics: Acrylic letter/graphic forms with translucent color vinyl faces.
- **c.** Sign Base: Natural Concrete, No Finish

5. Colors

- **a.** Sign Cabinet: TBD
- **b.** Lettering and Graphics: CNU Brand Colors, Emergency Red, Urgent Orange
- **c.** Sign Base: Natural Concrete color

6. Illumination

- **a.** Individual letters and/or logos are to have internal illumination, with even color distribution and no hot spots
- **b.** LED or other energy-efficient lighting source is required
- **c.** Signs edges and backs to contain all light without showing light leaks
- **d.** Lighting shall not produce a glare on other properties in the vicinity, and the source of the light shall not be visible from adjacent properties or from a public street.

7. Placement

- **a.** Located at the primary entry to the hospital site
- **b.** Situated at ground level and angled to face oncoming vehicular traffic on West Taron Drive.

City of Elk Grove / Sign Regulations

Freestanding signs, Integrated Development

Quantity: 1 per project entrance

Sign Size: 50 sq.ft. per sign

Max Height: 10 ft.

Set Back: 10 ft.; measured from back of the public right-of-way

Requested Variance

This sign replaces an existing sign at that location.

The Medical School and Medical Center share the primary entrance at West Taron Drive and West Taron Way. One (1) Additional primary monument sign at the main campus entry for a total of two (2)

Primary Hospital Monument

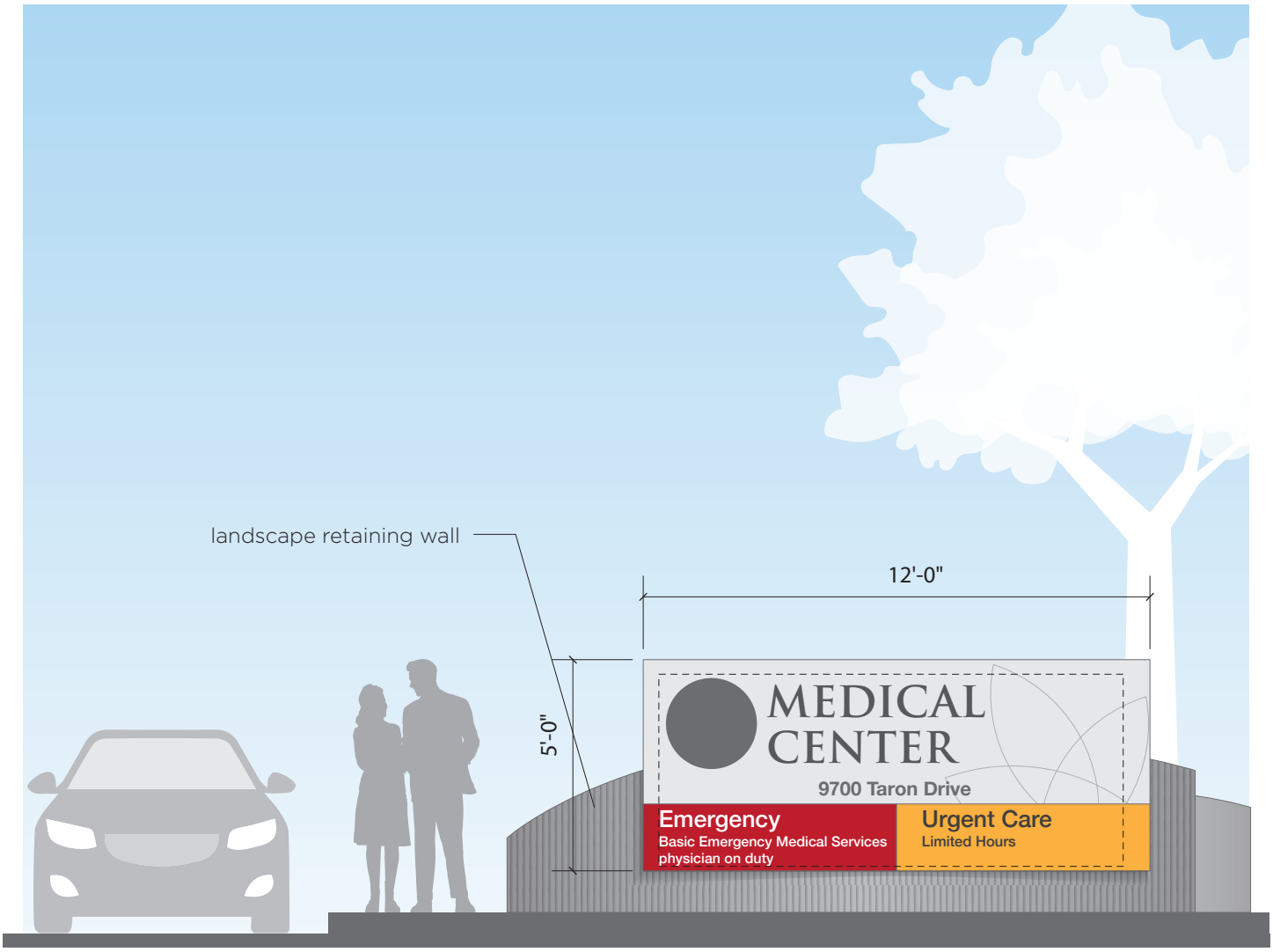

Examples

Existing sign at location

Primary School Campus Monument

The Primary Campus Monument Signs will be located at the primary campus entrance at the intersection of West Taron Drive and West Taron Way. These signs will provide identification for the medical school campus. The signs will be situated at street level for pedestrian and vehicular traffic.

Site Plan Locations: ●

1. Quantity

a. One sign located on southern corner of the primary campus entrance.

2. Size

a. Max Height: 10′-0″
b. Max Square Footage: 50 sq.ft. per sign (**Note:** Sign Area is equal to the area of a rectangle that would enclose all letters and graphics of the sign.)

3. Materials

a. Sign Cabinet: Fabricated from aluminum with acrylic push through letters and graphics.
b. Base: Constructed with Concrete masonry unit, vertical comb face.

4. Finishes

a. Sign Cabinet: Paint finish, Color TBD
b. Lettering and Graphics: Acrylic letter/graphic forms with translucent color vinyl faces.
c. Sign Base: Natural Concrete, No Finish

5. Colors

a. Sign Cabinet: TBD
b. Lettering and Graphics: CNU Brand Colors, Sign Base: Natural Concrete color

6. Illumination

a. Individual letters and/or logos are to have internal illumination, with even color distribution and no hot spots
b. LED or other energy-efficient lighting source is required
c. Signs edges and backs to contain all light without showing light leaks
d. Lighting shall not produce a glare on other properties in the vicinity, and the source of the light shall not be visible from adjacent properties or from a public street.

7. Placement

a. Located at the primary entry to the campus
b. Situated at ground level and angled to face oncoming vehicular traffic on West Taron Drive.

City of Elk Grove / Sign Regulations

Freestanding signs, Integrated Development

Quantity: 1 per project entrance

Sign Size: 50 sq.ft. per sign

Max Height: 10 ft.

Set Back: 10 ft.; measured from back of the public right-of-way

Requested Variance

The Medical School and Medical Center share the primary entrance at West Taron Drive and West Taron Way. One (1) Additional primary monument sign at the main campus entry for a total of two (2)

Primary School Campus Monument

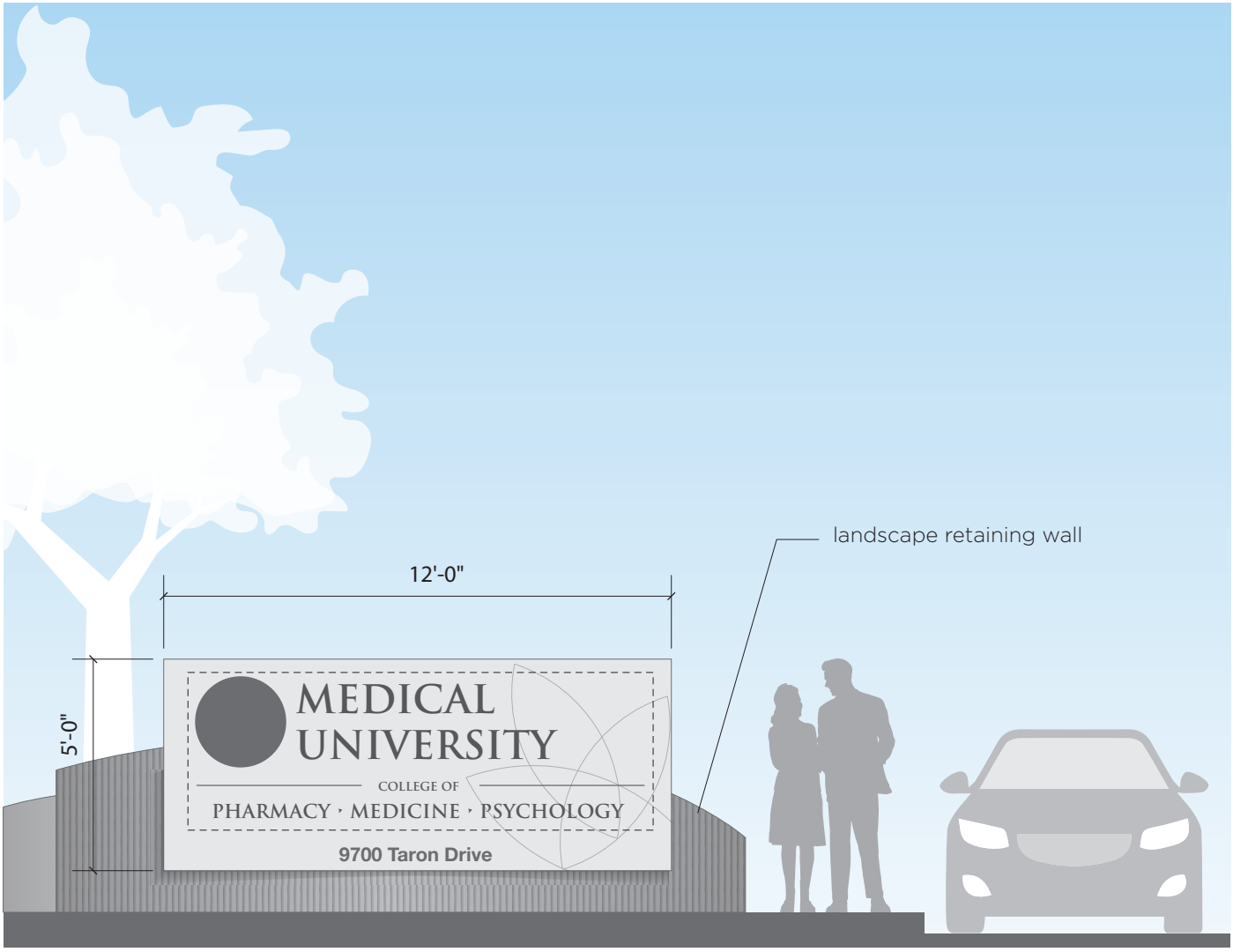

Examples

Secondary Monument / Directional

The Site Entry Markers will be located at each campus entrance except for the primary campus entrance. Most will be along West Taron Drive with one located at the ambulance entrance on Elk Grove Boulevard. These signs will identify particular campus entrances and provide directional information to other entrances and facilities. The signs will be situated at street level for pedestrian and vehicular traffic.

Site Plan Locations:

1. Quantity

- **a.** 5 signs for entire campus

2. Size

- **a.** Max Height: 6′-0″
- **b.** Max Square Footage: 36 sq.ft. per sign (**Note:** Sign Area is equal to the area of a rectangle that would enclose all letters and graphics of the sign.)

3. Materials

- **a.** Sign Cabinet: Fabricated from aluminum with acrylic push through letters and graphics.
- **b.** Base: Constructed with Concrete masonry unit, vertical comb face.

4. Finishes

- **a.** Sign Cabinet: Paint finish, Color TBD
- **b.** Lettering and Graphics: Acrylic letter/graphic forms with translucent color vinyl faces.
- **c.** Sign Base: Natural Concrete, No Finish

5. Colors

- **a.** Sign Cabinet: TBD
- **b.** Lettering and Graphics: CNU Brand Colors, Emergency Red, Urgent Orange
- **c.** Sign Base: Natural Concrete color

6. Illumination

- **a.** Individual letters and/or logos are to have internal illumination, with even color distribution and no hot spots
- **b.** LED or other energy-efficient lighting source is required
- **c.** Signs edges and backs to contain all light without showing light leaks
- **d.** Lighting shall not produce a glare on other properties in the vicinity, and the source of the light shall not be visible from adjacent properties or from a public street.

7. Placement

- **a.** Located at the five (5) secondary campus entrances.
- **b.** Situated at ground level and perpendicular to vehicular traffic.

City of Elk Grove / Sign Regulations

Exempt Signs with Limitations / Directional Signs

Quantity: Not Specified

Max Sign Size: 36 sq.ft.

Max Height: 6′-0″

Note: No advertising allowed

Requested Variance

None

Secondary Monument / Directional

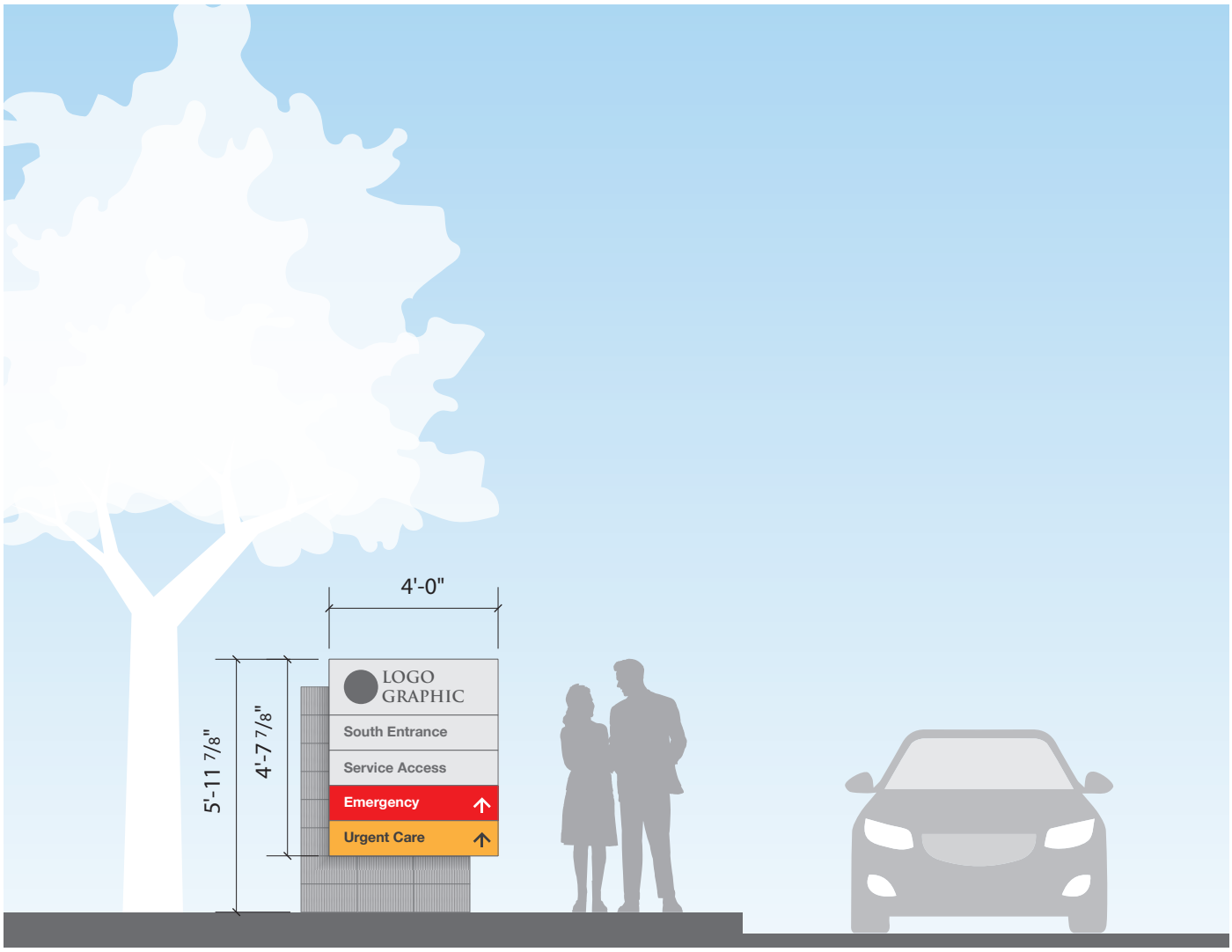

Examples

Site Identity / Building Sign
Freeway Facing

The Brand Identity Freeway Facing Sign is a large scale sign with high visibility designs to communicate the corporate brand and ownership of the building and campus to the vehicular traffic along the adjacent freeway.

Site Plan Locations:

1. Description

- **a.** Sign is composed of individual dimensional letterforms and graphic elements
- **b.** Sign is limited to the corporate brand wordmark or logo artwork; tag lines or slogans are not allowed

2. Quantity

- **a.** Two sign for campus

3. Size

- **a.** Sign is limited to 200 square feet each. (**Note:** Sign Area is equal to the area of a rectangle that would enclose all letters and graphics of the sign.)

4. Materials

- **a.** Sign elements to be fabricated aluminum cans with acrylic faces

5. Finishes

- **a.** Sign Cans: Painted returns and backs
- **b.** Sign Faces: Translucent white acrylic with Day/Night translucent vinyl on front face.

6. Colors

- **a.** Sign Cans: Dark gray, returns and backs
- **b.** Letterform Faces: Dark gray during the day and white at night.
- **c.** Graphic Element Faces: Brand Colors, TBD

7. Illumination

- **a.** Individual letterforms and graphic elements are to be internally illuminated, with even light distribution and no hot spots
- **b.** Each letterform and graphic element shall be individually placed and electrified directly to the building without a continuous sign box or visible raceway.
- **c.** LED or other energy-efficient lighting source is required
- **d.** Internally illuminated sign cabinets with full acrylic/plastic faces and printed graphics are not allowed
- **e.** Sign can edges and backs to contain all light without showing light leaks
- **f.** Lighting shall not produce a glare on other properties in the vicinity, and the source of the light shall not be visible from adjacent properties or from a public street

8. Placement

- **a.** The sign is to be mounted on the parapet of the building facing the adjacent freeway.
- **b.** Two signs will be located at the corner of the building to capture viewing from two directions along the freeway.
- **c.** A sign may not project above the wall on which it is located
- **d.** Signs must be attached to, and parallel to, the building facade.

City of Elk Grove / Sign Regulations

Building Signs, Office & Industrial Zone Districts

Quantity: 1 per public frontage (additional signs allowed for each public frontage if accumulated sq. footage does not exceed allowable.)

Max Sign Size: 1 sq.ft. for every lineal foot of public frontage. Not to exceed 150 sq.ft.

Max Height: Roof line

Requested Variance

Increase signage area for visability from freeway corridor.

Building Frontage is 122 ft.

Requesting additional 28 sq.ft. of sign area to make a total of 150 sq.ft of sign area.

Site Identity / Building Sign / Freeway Facing

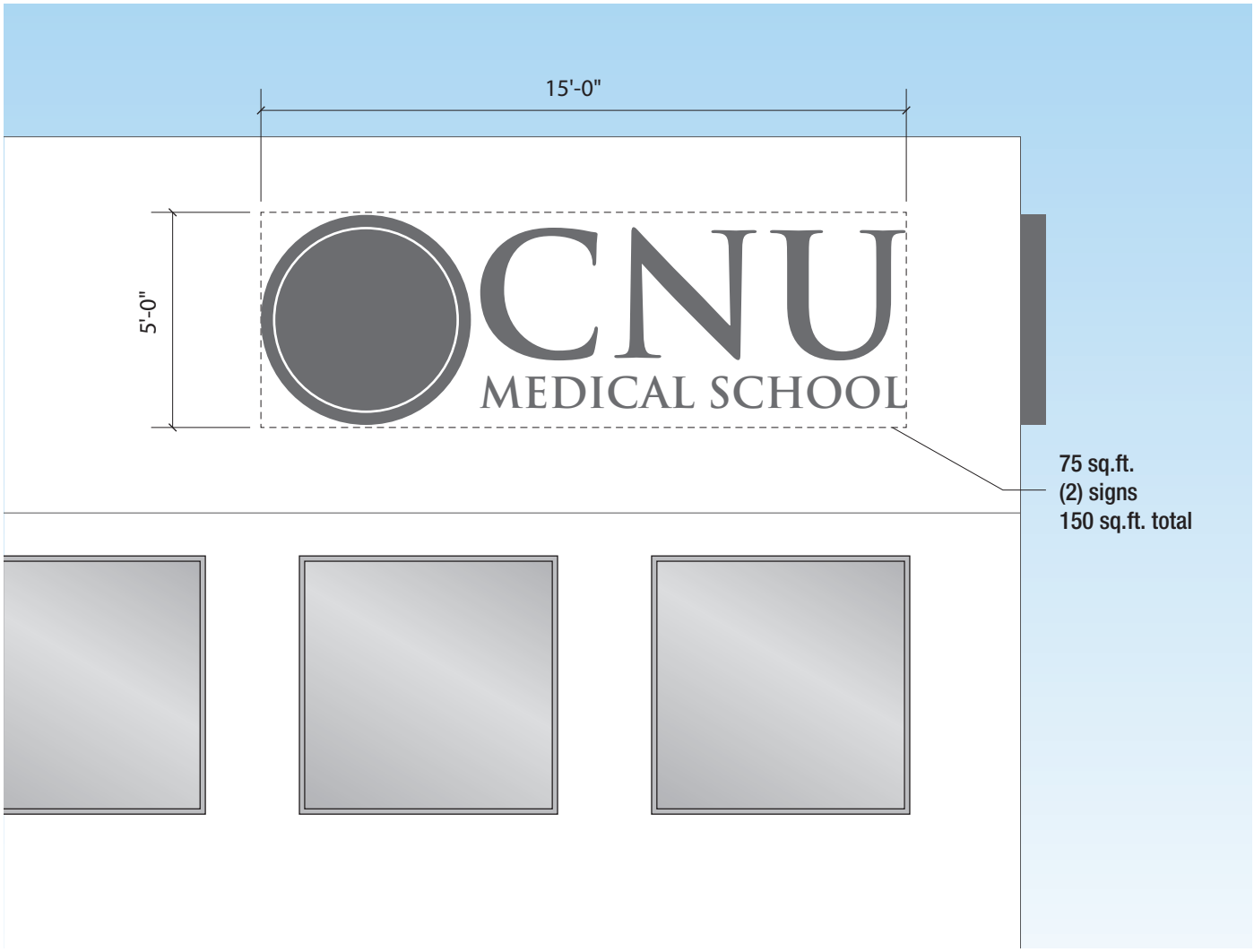

Examples

Building Identity Signage

This section covers the building mounted signs proposed for the campus

- Building Sign / Primary Site Identity
- Secondary Building Identity Signage
- Building Name & Number

Building Sign / Primary Identity

The Primary Identity Sign is a large scale sign with high visibility designs to communicate the corporate brand and ownership of the building.

Site Plan Locations:

1. Description

- **a.** Sign is composed of individual dimensional letterforms and graphic elements
- **b.** Sign is limited to the tenant's word-mark or logo artwork; tag lines or slogans are not allowed

2. Quantity

- **a.** One sign for the building

3. Size

- **a.** Signs shall be limited to 1000 sq.ft.. (**Note:** Sign Area is equal to the area of a rectangle that would enclose all letters and graphics of the sign.)
- **b.** Maximum cap height shall be limited to 48 inches

4. Materials

- **a.** Sign Cans: fabricated aluminum cans with acrylic faces and applied vinyl

5. Finishes

- **a.** Sign Cans: Painted returns and backs
- **b.** Sign Faces: Translucent white acrylic with Day/Night vinyl on front face

6. Colors

- **a.** Sign Cans: Dark gray, returns and backs
- **b.** Letterform Faces: Dark gray during the day and white at night.

7. Illumination

- **a.** Individual letterforms and graphic elements are to be internal illuminated, with even light distribution and no hot spots
- **b.** Each letterform and graphic element shall be individually placed and electrified directly to the building marquee without a continuous sign box or visible raceway.
- **c.** LED or other energy-efficient lighting source is required
- **d.** Internally illuminated sign cabinets with full acrylic/plastic faces and printed graphics are not allowed
- **e.** Sign can edges and backs to contain all light without showing light leaks
- **f.** Lighting shall not produce a glare on other properties in the vicinity, and the source of the light shall not be visible from adjacent properties or from a public street

8. Placement

- **a.** Signs must be attached to, and parallel to, the building facade. A sign may not project above the wall on which it is located

City of Elk Grove / Sign Regulations

Building Signs, Office & Industrial Zone Districts

Quantity: 1 per public frontage (additional signs allowed for each public frontage if accumulated sq. footage does not exceed allowable.)

Max Sign Size: 1 sq.ft. for every lineal foot of public frontage. Not to exceed 150 sq.ft.

Max Height: Roof line

Note: Buildings over seventy-five thousand (75,000 ft2) square feet may exceed the maximum signage total through a major design review approval issued pursuant to EGMC Chapter 23.16.

Requested Variance

The building exceeds the 72,000 sq.ft.. to allow a variance of signage area

Due to the large scale of the building, large scale signage is visually appropriate.

Requesting additional 850 sq.ft. of sign area above the 150 sq.ft. maximum.

Building Sign / Primary Identity



South Elevation

Examples

Secondary Building Identity Signs

Building Signs reside above the first floor window line of the building and serves to identify the building to the general public. These signs are to be mounted on the building in a locations that are close to the edge of the building, facing directions that are visible to the general public.

Site Plan Locations: —

1. Description

- **a.** Sign is composed of individual reverse pan channel letterforms, numbers, and/or graphics, pin mounted off building surface
- **b.** Signs are to be limited to the building name or logo artwork; tag lines or slogans are not allowed

2. Quantity

- **a.** Maximum of two signs per building

3. Size

- **a.** Maximum 75 sq,ft.
  (**Note:** Sign Area is equal to the area of a rectangle that would enclose all letters and graphics of the sign.)
- **b.** Allowable, accumulative sign area is equal to 1 sq.ft. for every lineal foot of building frontage.
- **c.** Limited to accumulated 150 sq.ft. max.

4. Materials

- **a.** Sign letters/numbers to be fabricated aluminum cans

5. Finishes

- **a.** Letters/numbers to be painted on all sides

6. Colors

- **a.** Sign color to contrast with the color of the building where it is located. Color to be light gray on a dark background or dark gray on a light background

7. Illumination

- **a.** Individual letters /numbers are to have internal halo illumination, with even light distribution all round edges with no hot spots
- **b.** LED or other energy-efficient lighting source is required
- **c.** Each letter and/or logo shall be individually placed and electrified directly to the building facade without a continuous sign box or visible raceway
- **d.** Signs edges and sides to contain all light without showing light leaks
- **e.** Lighting shall not produce a glare on other properties in the vicinity, and the source of the light shall not be visible from adjacent properties or from a public street

8. Placement

- **a.** Signs are to be placed above the first floor window line of the building
- **b.** Signs must be attached to, and parallel to, the building facade. A sign may not project above the building wall.

City of Elk Grove / Sign Regulations

Building Signs, Office & Industrial Zone Districts

Quantity: 1 per public frontage (additional signs allowed for each public frontage if accumulated sq. footage does not exceed allowable.)

Max Sign Size: 1 sq.ft. for every lineal foot of public frontage. Not to exceed 150 sq.ft.

Max Height: Roof line

Requested Variance

None

Secondary Building Identity Signs

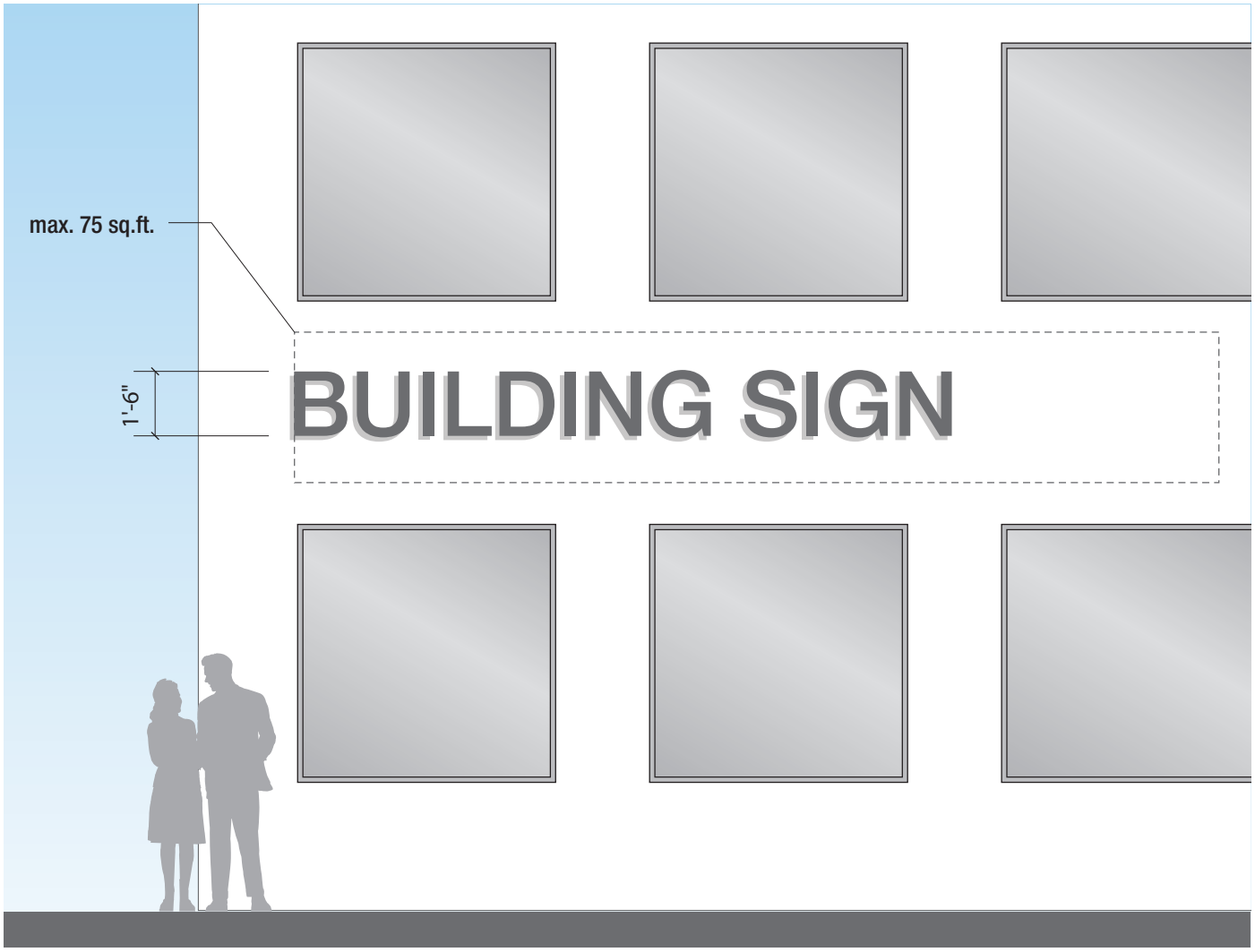

Examples

Building Name & Numbers

These signs are used to communicate the street address or on-campus identity number/letter of the building. These signs are intended to be highly visible for not only visitor wayfinding but for City Emergency Services.

Site Plan Locations: not located on site plan

1. Description

- **a.** Sign is composed of individual reverse pan channel letterforms or numbers, pin mounted to building surface
- **b.** Sign is limited to letterforms or numbers

2. Quantity

- **a.** One sign per building.

3. Size

- **a.** Capitol Height: Minimum 12", maximum 24"

4. Materials

- **a.** Sign letters/numbers to be fabricated aluminum cans

5. Finishes

- **a.** Letters/numbers to be painted on all sides

6. Colors

- **a.** Sign color to contrast with the color of the building where it is located ie. Light Gray on a dark background or Dark Gray on a light background

7. Illumination

- **a.** Individual letters/numbers are to have internal halo illumination, with even light distribution all round edges with no hot spots
- **b.** LED or other energy-efficient lighting source is required
- **c.** Each letter/number shall be individually placed and electrified directly to the building facade without a continuous sign box or visible raceway
- **d.** Signs edges and sides to contain all light without showing light leaks
- **e.** Lighting shall not produce a glare on other properties in the vicinity, and the source of the light shall not be visible from adjacent properties or from a public street

8. Placement

- **a.** Signs are to be placed at parapet level of the building
- **b.** Signs must be attached to, and parallel to, the building. The sign may not project above the top of the building

City of Elk Grove / Sign Regulations

Regulations unknow

Quantity: not specified

Max Sign Size: not specified

Max Height: not specified

Requested Variance

None

Building Name & Numbers

Examples

Vehicular Wayfinding & Regulatory Signs

This section covers signage specifically for identifying and regulating the various parking facilities on campus.

- Vehicular Directional Signage
- Garage Entry Signage (Wall Mounted)
- Parking Information Signage
- Vehicular Regulatory Signage

Vehicular Directional Signage

Vehicular Directionals will only be within the campus property and located along the vehicular paths/ roads. These signs will provide directional information to buildings and facilities. The signs will be situated at ground level for vehicular traffic.

Site Plan Locations:

1. Quantity

- **a.** Ten (10) signs for entire campus

2. Size

- **a.** Max Height: 6′-0″
- **b.** Max Square Footage: 36 sq.ft. per sign (**Note:** Sign Area is equal to the area of a rectangle that would enclose all letters and graphics of the sign.)

3. Materials

- **a.** Sign Cabinet: Fabricated from aluminum
- **b.** Lettering & Graphics: Vinyl
- **c.** Base: Constructed with Concrete masonry unit, vertical comb face.

4. Finishes

- **a.** Sign Cabinet: Paint finish, Color TBD
- **b.** Lettering & Graphics: Reflective Vinyl
- **c.** Sign Base: Natural Concrete, No Finish

5. Colors

- **a.** Sign Cabinet: TBD
- **b.** Lettering and Graphics: CNU Brand Colors, Emergency Red, Urgent Orange
- **c.** Sign Base: Natural Concrete color

6. Illumination

- **a.** Externally illuminated with ambient landscape lighting and by vehicle headlights.

7. Placement

- **a.** Located at ten locations along inner-campus roadways.

City of Elk Grove / Sign Regulations

Exempt Signs with Limitations / Directional

Quantity: Not Specified

Max Sign Size: 36 sq.ft.

Max Height: 6′-0″

Note: No advertising allowed

Requested Variance

None:

This sign is a directional sign in the vehicular way-finding system.

Vehicular Directional Signage

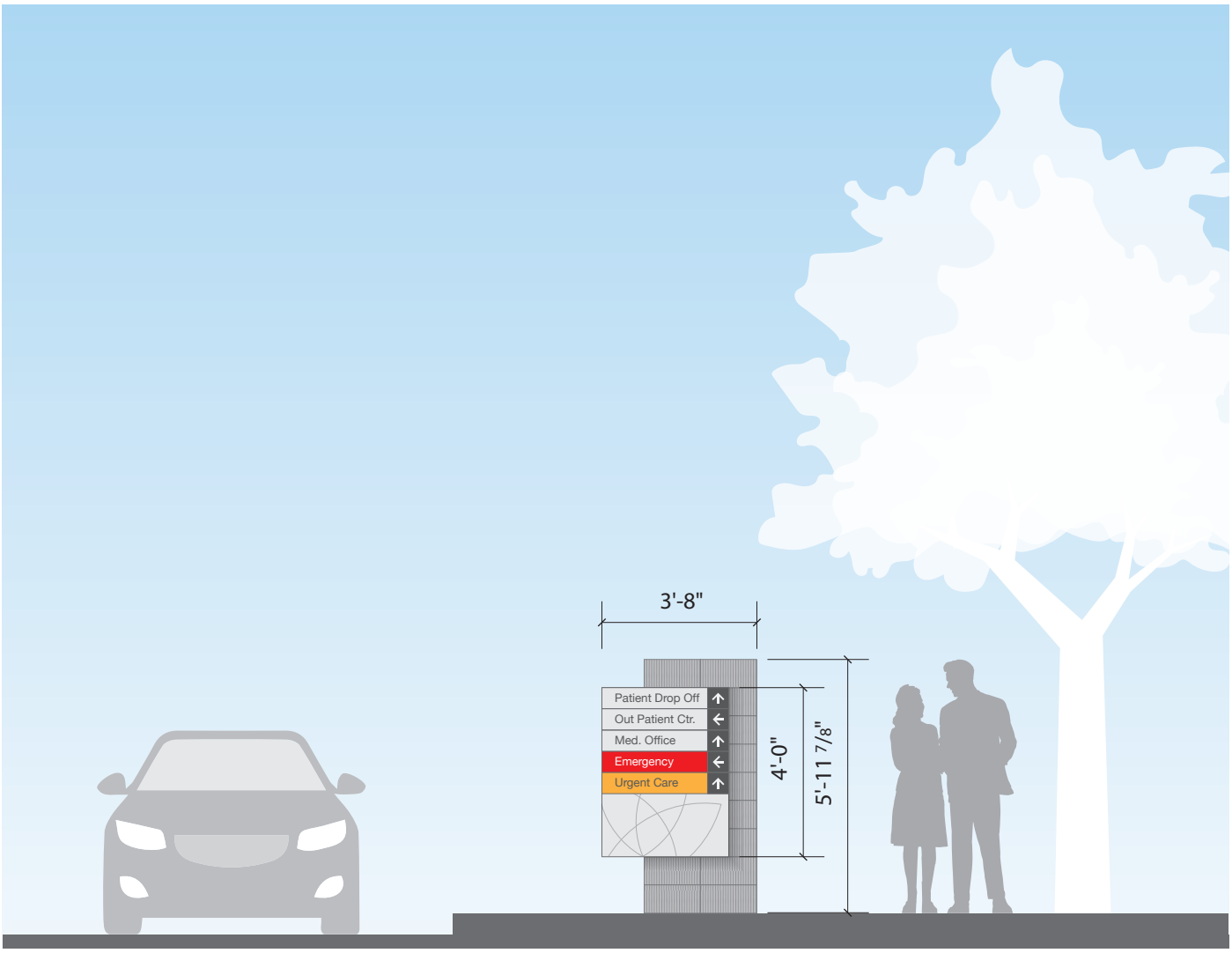

Examples

Parking Garage Entry Signs

Parking Entry Signs are located above the vehicular entrances to the parking facility to provide identification as a wayfinding destination.

Site Plan Locations:

1. Description

a. These signs are to identify the vehicular entry and exit of a parking facility as part of the vehicular wayfinding system.
b. These signs are limited to the name or identification of the parking facility

2. Quantity

a. One sign per each parking garage entry and exit.
b. Each letter/number or graphic shall be individually placed and electrified directly to the building without a continuous sign box or visible raceway.

3. Size

a. Signs shall be limited to 30 square feet per location. (**Note:** Sign Area is equal to the area of a rectangle that would enclose all letters and graphics of the sign.)

4. Materials

a. Letters/Numbers: Fabricated aluminum cans

5. Finishes

a. Letters/Numbers: Painted face and returns

6. Colors

a. Sign color to contrast with the color of the building where it is located ie. Light Gray on a dark background or Dark Gray on a light background

7. Illumination

a. Individual letters/numbers are to have internal halo illumination, with even color distribution and no hot spots
b. LED or other energy-efficient lighting source is required
c. Internally illuminated sign cans with printed graphics are not allowed
d. Signs edges to contain all light without showing light leaks
e. Lighting shall not produce a glare on other properties in the vicinity, and the source of the light shall not be visible from adjacent properties or from a public street

8. Placement

a. Signs are to be placed above the vehicular entries/exits of the parking facility

City of Elk Grove / Sign Regulations

Exempt Signs with Limitations / Directional

Quantity: Not Specified

Max Sign Size: 36 sq.ft.

Max Height: 6'-0"

Note: No advertising allowed

Requested Variance

None:

This sign is a destination identification sign in the vehicular wayfinding system.

Parking Garage Entry Signs

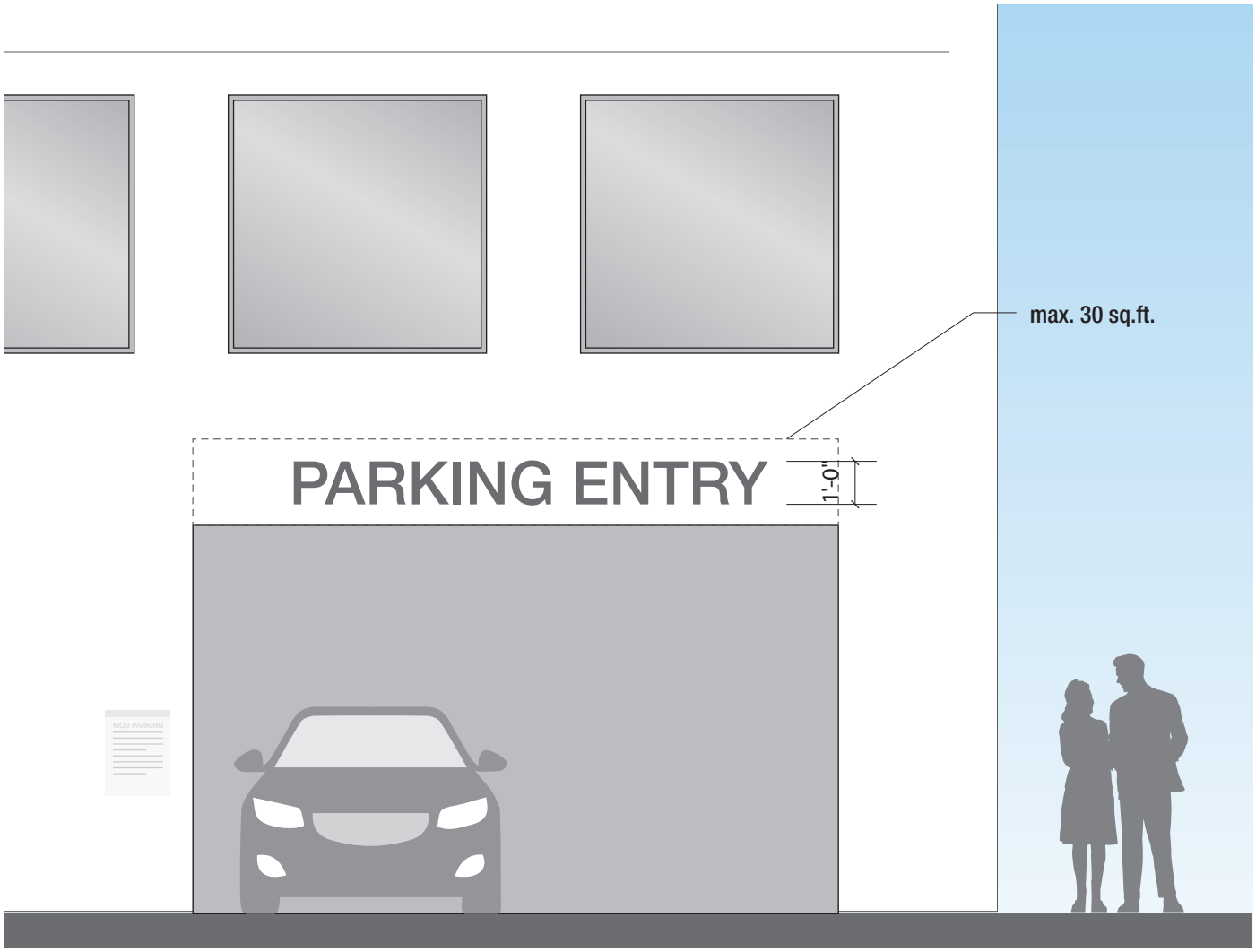

Examples

Parking Information Signs

Parking Information signs are to be mounted near the entrances and exits to the parking structure. These signs provide information regarding parking restrictions, hours of operation, damage liability warnings, etc.

Site Plan Location: not located on site plan

1. Description

- **a.** Sign panel attached to the building wall with information text and graphics
- **b.** These signs are used to communicate to the vehicle driver any pertinent information regarding parking regulations and/or restrictions.

2. Quantity

- **a.** Two sign per each parking garage entry.

3. Size

- **a.** Sign Area shall be limited to 2 sq.ft. per location. (**Note:** Sign Area is equal to the area of a rectangle that would enclose all letters and graphics of the sign.)

4. Materials

- **a.** Sign Panel: Aluminum
- **b.** Lettering & Graphics: Cut Vinyl

5. Finishes

- **a.** Sign Panel: Paint finish
- **b.** Lettering & Graphics: TBD

6. Colors

- **a.** Sign Panel: TBD
- **b.** Lettering & Graphics: TBD

7. Illumination

- **a.** Externally illuminated with ambient lighting

8. Placement

- **a.** Signs are to be placed at the vehicular entries to parking facilities

City of Elk Grove / Sign Regulations

Exempt with Limitations / Incidental Signs

Quantity: Not Specified

Max Sign Size: Not to exceed 2 sq.ft.

Max Height: Not Specified

Requested Variance

None

Parking Regulation/Information Signs

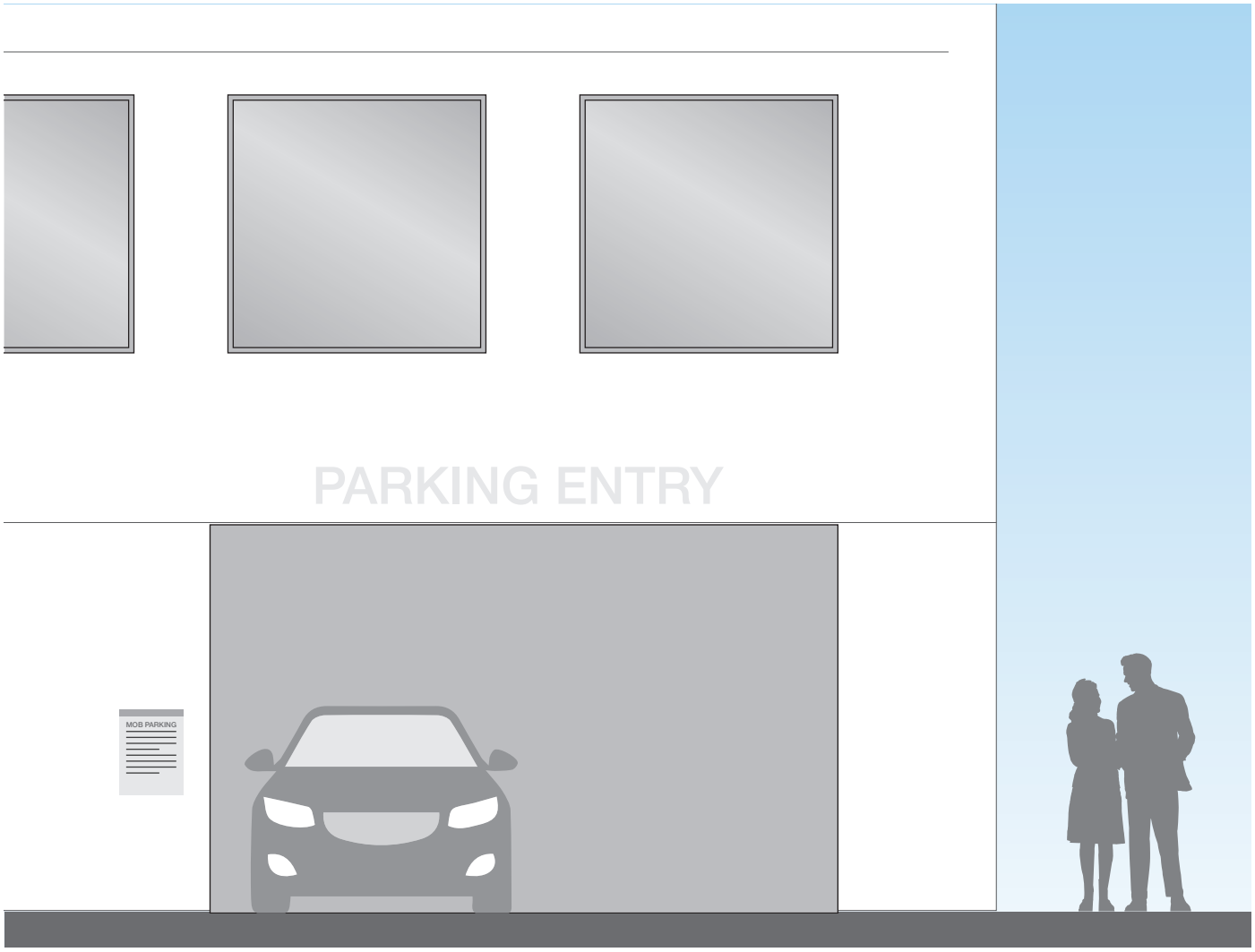

Examples

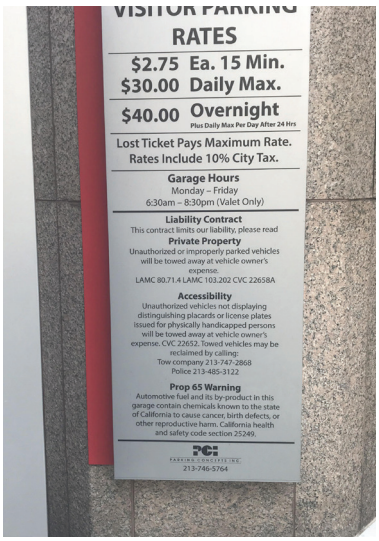

Vehicular Regulatory Signs

Vehicular Traffic Regulatory signs will only be within the campus property and located along the vehicular paths/roads. These signs will provide traffic flow and entry information to parking areas and roadway entrances. The signs will be situated at ground level for vehicular traffic.

Site Plan Locations: not located on site plan

1. Quantity

a. As needed

2. Size

a. Max Square Footage: 2 sq.ft. per sign (**Note:** Sign Area is equal to the area of a rectangle that would enclose all letters and graphics of the sign.)
b. Max Height: 3'-0" for monument signs
c. Min Height: 80" clearance below pole or flag signs

3. Materials

a. Sign Panel: Aluminum
b. Lettering & Graphics: Cut Vinyl

4. Finishes

a. Sign Panel: Paint finish, Color TBD
b. Lettering & Graphics: Cut reflective vinyl

5. Colors

a. Sign Panel: TBD
b. Lettering and Graphics: TBD

6. Illumination

a. Externally illuminated with ambient landscape lighting

7. Placement

a. Located along inner-campus roadways and parking areas.

City of Elk Grove / Sign Regulations

Exempt with Limitations / Incidental Signs

Quantity: Not Specified

Max Sign Size: Not to exceed 2 sq.ft.

Max Height: Not Specified

Requested Variance

None

Vehicular Regulatory Signs

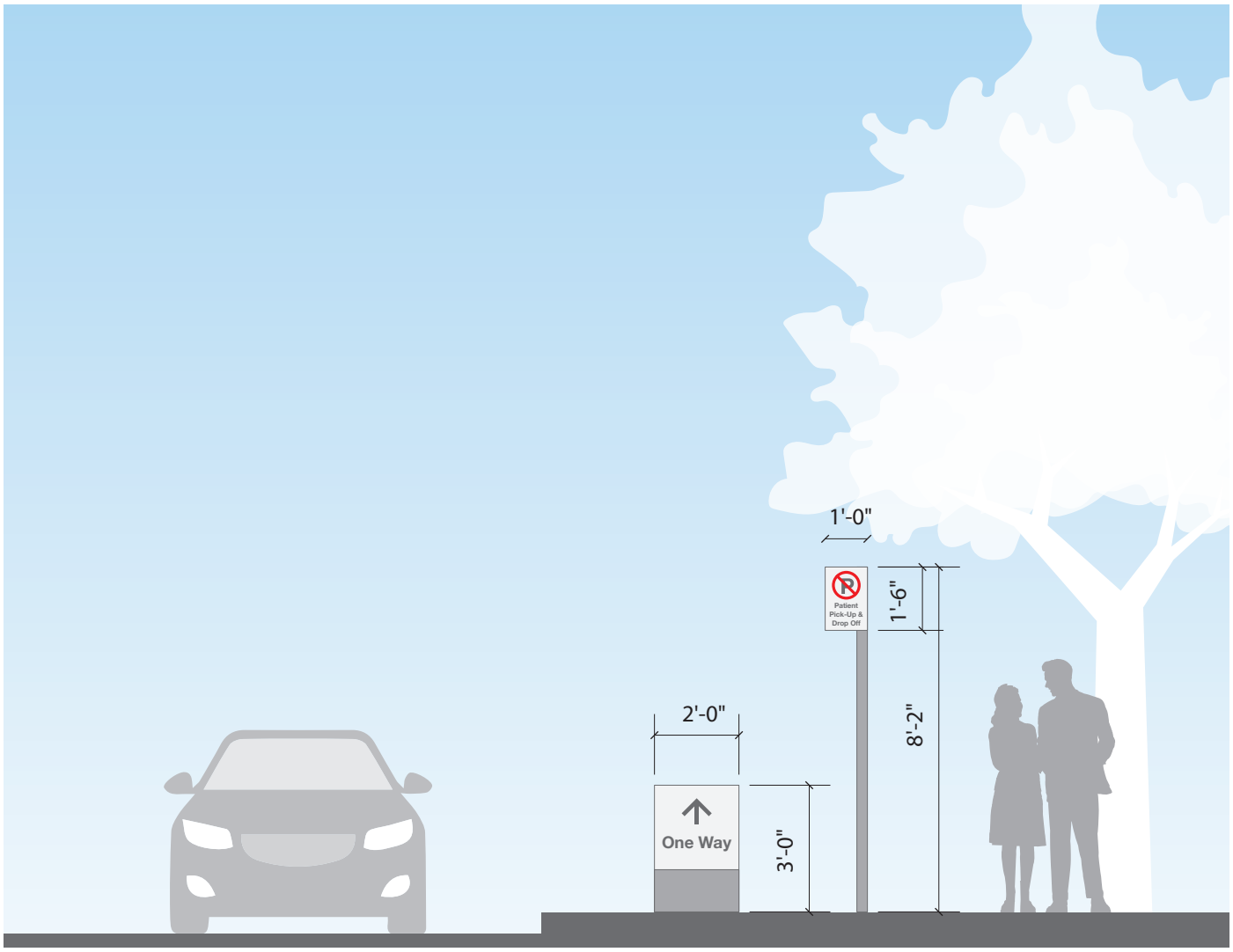

Examples

Pedestrian Wayfinding

This section covers the building mounted signs proposed for the campus

- Pedestrian Directional Signage
- Building Entry Markers
- Building Entry Signage (Wall Mounted)
- Building Entry Signage (Awning Mounted)

Pedestrian Directionals

Pedestrian Directionals will only be within the campus property and located along the pedestrian paths of travel. These signs will provide directional information to buildings and facilities. The signs will be situated at ground level for pedestrian traffic.

Site Plan Locations:

1. Quantity

a. As needed

2. Size

a. Max Height: 6′-0″
b. Max Square Footage: 36 sq.ft. per sign (**Note:** Sign Area is equal to the area of a rectangle that would enclose all letters and graphics of the sign.)

3. Materials

a. Sign Cabinet: Fabricated from aluminum
b. Lettering and Graphics: Cut vinyl
c. Base: Constructed with Concrete masonry unit, vertical comb face.

4. Finishes

a. Sign Cabinet: Paint finish
b. Lettering and Graphics: Matte
c. Sign Base: Paint Finish

5. Colors

a. Sign Cabinet: TBD
b. Lettering and Graphics: TBD
c. Sign Base: TBD

6. Illumination

a. Externally illuminated with ambient landscape lighting

7. Placement

a. Located along inner-campus pedestrian paths.

City of Elk Grove / Sign Regulations

Exempt Signs with Limitations / Directional

Quantity: Not Specified

Sign Size: 36 sq.ft.

Max Height: 6′-0″

Note:

Requested Variance

None:

This sign is a directional sign in the pedestrian way-finding system.

Pedestrian Directionals

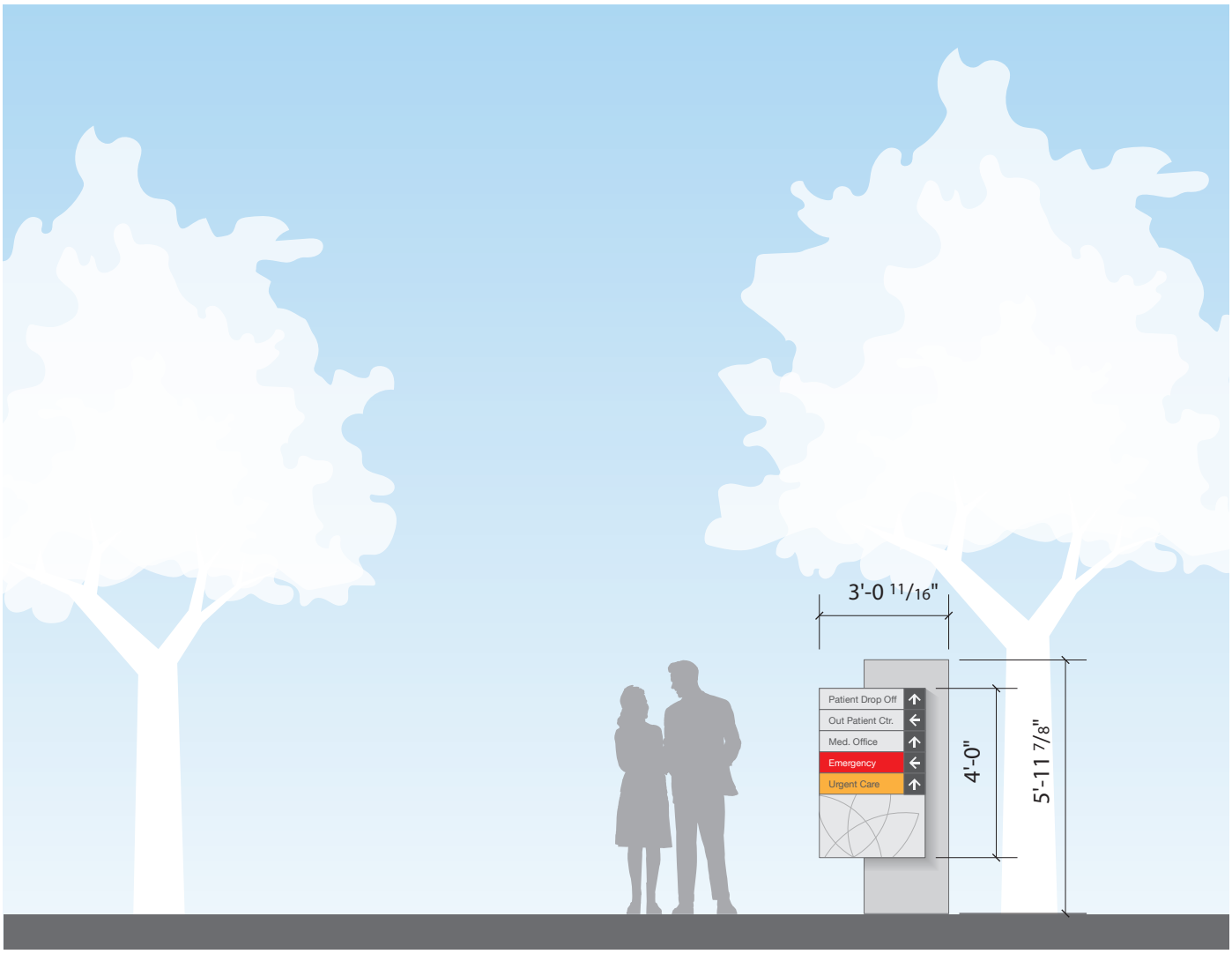

Examples

Building Entry Markers & Security Phone

The Building Entry Markers will only be within the campus property and located at or near primary building entrances. These signs will provide long range identification of building entrances along with directional information to other buildings and facilities. Emergency call boxes with blue light indicators will be integrated into the sign. The signs will be situated at ground level for pedestrian traffic.

Site Plan Locations:

1. Description

- **a.** Freestanding, internally illuminated sign cabinet with pushed through acrylic lettering and graphics
- **b.** Integrated Security Call Box system

2. Quantity

- **a.** six (6) signs for entire campus

3. Size

- **a.** Height: Max. 10′-0″
- **b.** Sign Area: Max. 36 sq.ft. per sign. (**Note:** Sign Area is equal to the area of a rectangle that would enclose all letters and graphics of the sign.)

4. Materials

- **a.** Sign Cabinet: Fabricated from aluminum with acrylic push through letters and graphics.
- **b.** Base: Constructed with Concrete masonry unit, vertical comb face.

5. Finishes

- **a.** Sign Cabinet: Paint Finish
- **b.** Lettering and Graphics: Acrylic letter/graphic forms with translucent color vinyl faces.
- **c.** Sign Base: Natural Concrete, No Finish

6. Colors

- **a.** Sign Cabinet: TBD
- **b.** Lettering and Graphics: TBD
- **c.** Sign Base: TBD

7. Illumination

- **a.** Sign cabinet to have internal illumination. Individual letters and/or logos are to have even light and color distribution and no hot spots
- **b.** LED or other energy-efficient lighting source is required
- **c.** Signs cabinet edges to contain all light without showing light leaks
- **d.** Lighting shall not produce a glare on other properties in the vicinity, and the source of the light shall not be visible from adjacent properties or from a public street.

8. Placement

- **a.** Located at building entrances on the campus.

City of Elk Grove / Sign Regulations

Exempt Signs with Limitations / Directional

Quantity: Not Specified

Max Sign Size: 36 sq.ft.

Max Height: 6′-0″

Note: No advertising allowed

Requested Variance

Additional 4′-0″ of allowable sign height.

This sign is a destination identification sign in the pedestrian wayfinding system. These signs are intended for pedestrian, long distance visibility. The additional height will provide that visibility across campus.

Building Identity Markers

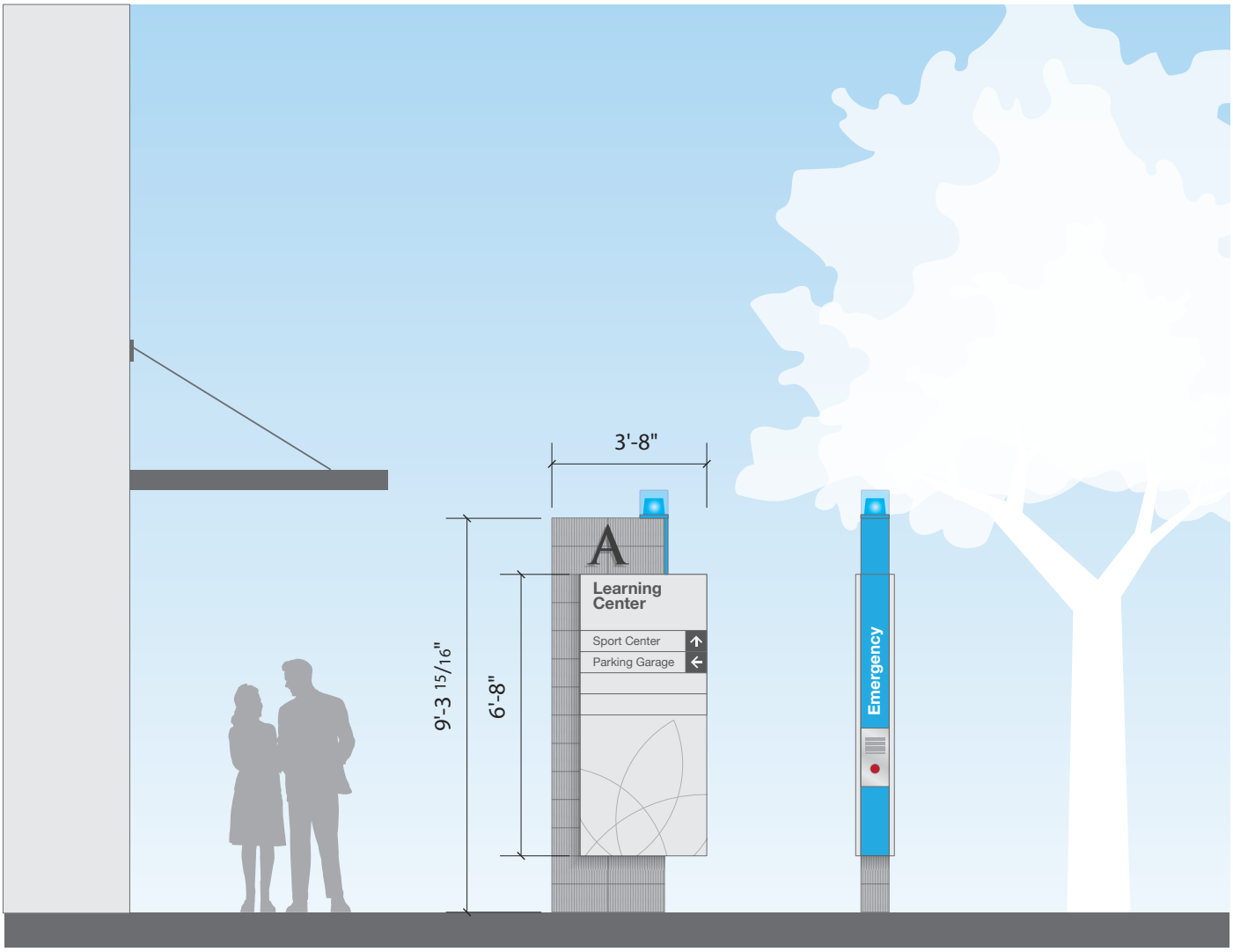

Front View Side View

Examples

Building Entry Signs (Wall Mounted)

Building Entry Signs are located above the primary entrances to the building and/or any exterior entrance to a distinct department/facility within the building and provides identification of building by name or facility function.

Site Plan Locations:

1. Description

- **a.** Individual dimensional letters/graphic elements attached to building.
- **b.** Signs are to be limited to the building name or logo artwork; tag lines or slogans are not allowed

2. Quantity

- **a.** One sign per each primary, exterior facing entrance on the ground level

3. Size

- **a.** Signs area is limited to 30 square feet per location. (**Note:** Sign Area is equal to the area of a rectangle that would enclose all letters and graphics of the sign.)
- **b.** Maximum cap height shall be limited to 12 inches

4. Materials

- **a.** Sign letterforms and graphic elements to be fabricated aluminum cans

5. Finishes

- **a.** All sign elements to be painted on all sides

6. Colors

- **a.** Sign color to contrast with the color of the building where it is located. Color to be light gray on a dark background or dark gray on a light background

7. Illumination

- **a.** Individual letters /numbers are to have internal halo illumination, with even light distribution all round edges with no hot spots
- **b.** Each letterform and graphic element shall be individually placed and electrified directly to the building without a continuous sign box or visible raceway.
- **c.** LED or other energy-efficient lighting source is required
- **d.** Internally illuminated sign cabinets with full acrylic/plastic faces and printed graphics are not allowed
- **e.** Sign can edges to contain all light without showing light leaks
- **f.** Lighting shall not produce a glare on other properties in the vicinity, and the source of the light shall not be visible from adjacent properties or from a public street

8. Placement

- **a.** Signs are to be placed above the building entry.
- **b.** Signs must be attached to, and parallel to, the building.

City of Elk Grove / Sign Regulations

Exempt Signs with Limitations / Directional

Quantity: Not Specified

Max Sign Size: 36 sq.ft.

Max Height: 6′-0″

Note: No advertising allowed

Requested Variance

None:

This sign is a destination identification sign in the pedestrian wayfinding system.

Building Entry Signs (Wall Mounted)

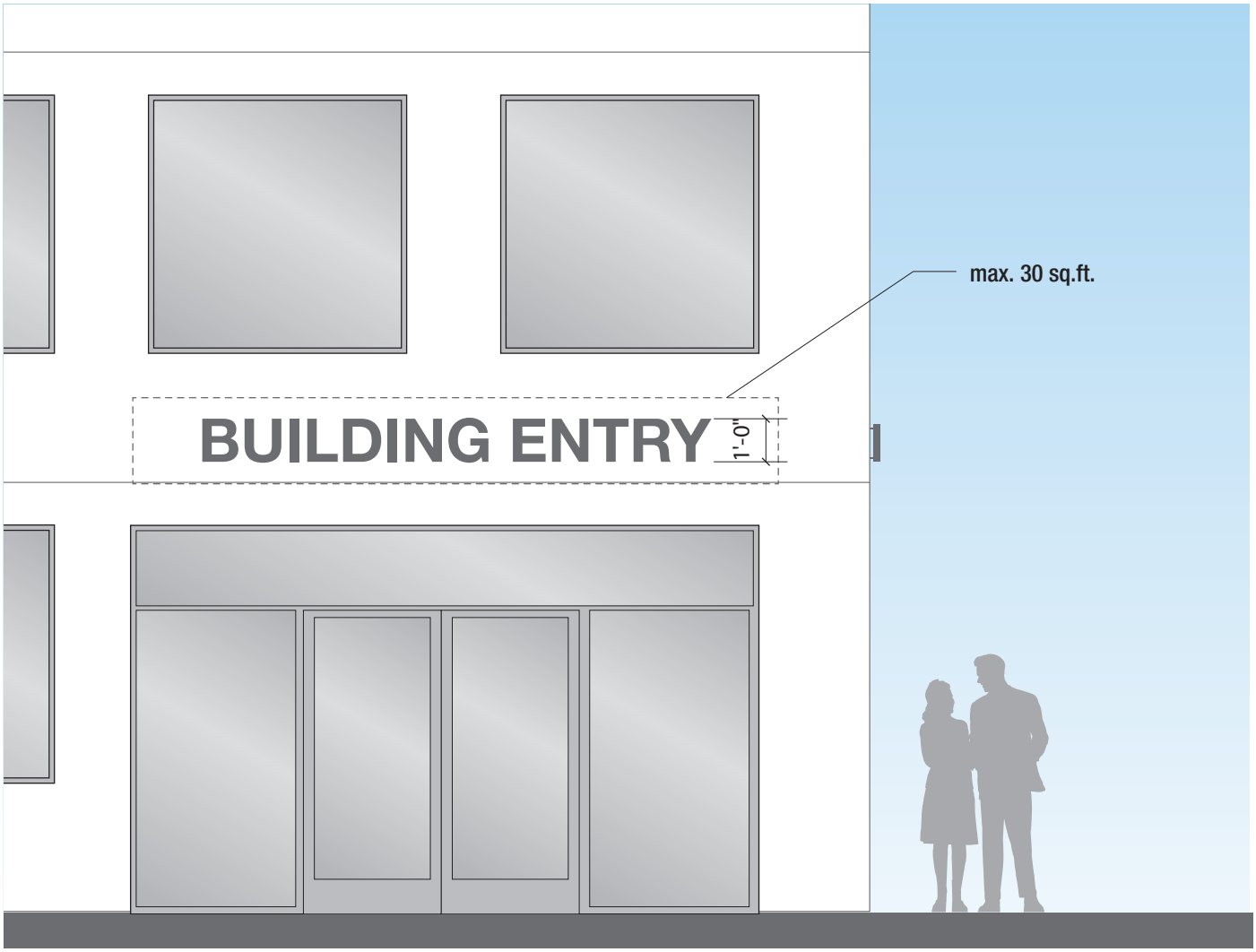

Examples

Building Entry Signs (Marquee Mounted)

Building Marquee Signs are located above the primary entrance to building and/or any exterior entrance to a distinct department/facility within the building. These signs are to be mounted onto the marquee at these exterior entrances.

Site Plan Locations:

1. Description

- **a.** Individual dimensional letters/graphic elements mounted on entry marquee.
- **b.** Signs are to be limited to the tenant's name or logo artwork; tag lines or slogans are not allowed
- **c.** The only signage permitted are corporate logos or graphic symbols.

2. Quantity

- **a.** One sign per each primary, exterior facing entrance on the ground level

3. Size

- **a.** Signs shall be limited to 15 square feet per location. (**Note:** Sign Area is equal to the area of a rectangle that would enclose all letters and graphics of the sign.)
- **b.** Maximum cap height shall be limited to 12 inches

4. Materials

- **a.** Sign Cans: fabricated aluminum cans with acrylic faces and applied vinyl

5. Finishes

- **a.** Sign Cans: Painted returns and backs
- **b.** Sign Faces: Translucent white acrylic with Day/Night vinyl on front face

6. Colors

- **a.** Sign Cans: Dark gray, returns and backs
- **b.** Letterform Faces: Dark gray during the day and white at night.

7. Illumination

- **a.** Individual letterforms and graphic elements are to be internally illuminated, with even light distribution and no hot spots
- **b.** Each letterform and graphic element shall be individually placed and electrified directly to the building marquee without a continuous sign box or visible raceway.
- **c.** LED or other energy-efficient lighting source is required
- **d.** Internally illuminated sign cabinets with full acrylic/plastic faces and printed graphics are not allowed
- **e.** Sign can edges and backs to contain all light without showing light leaks
- **f.** Lighting shall not produce a glare on other properties in the vicinity, and the source of the light shall not be visible from adjacent properties or from a public street

8. Placement

- **a.** Signs are to be placed above the first floor marquee of the building
- **b.** Signs must be attached to, and parallel to, the building marquee. The sign may not project above the marquee more than 12 inches

City of Elk Grove / Sign Regulations

Exempt Signs with Limitations / Directional

Quantity: Not Specified

Max Sign Size: 36 sq.ft.

Max Height: 6'-0"

Note: No advertising allowed

Requested Variance

None:

This sign is a destination identification sign in the pedestrian wayfinding system.

Building Entry Signs (Marquee Mounted)

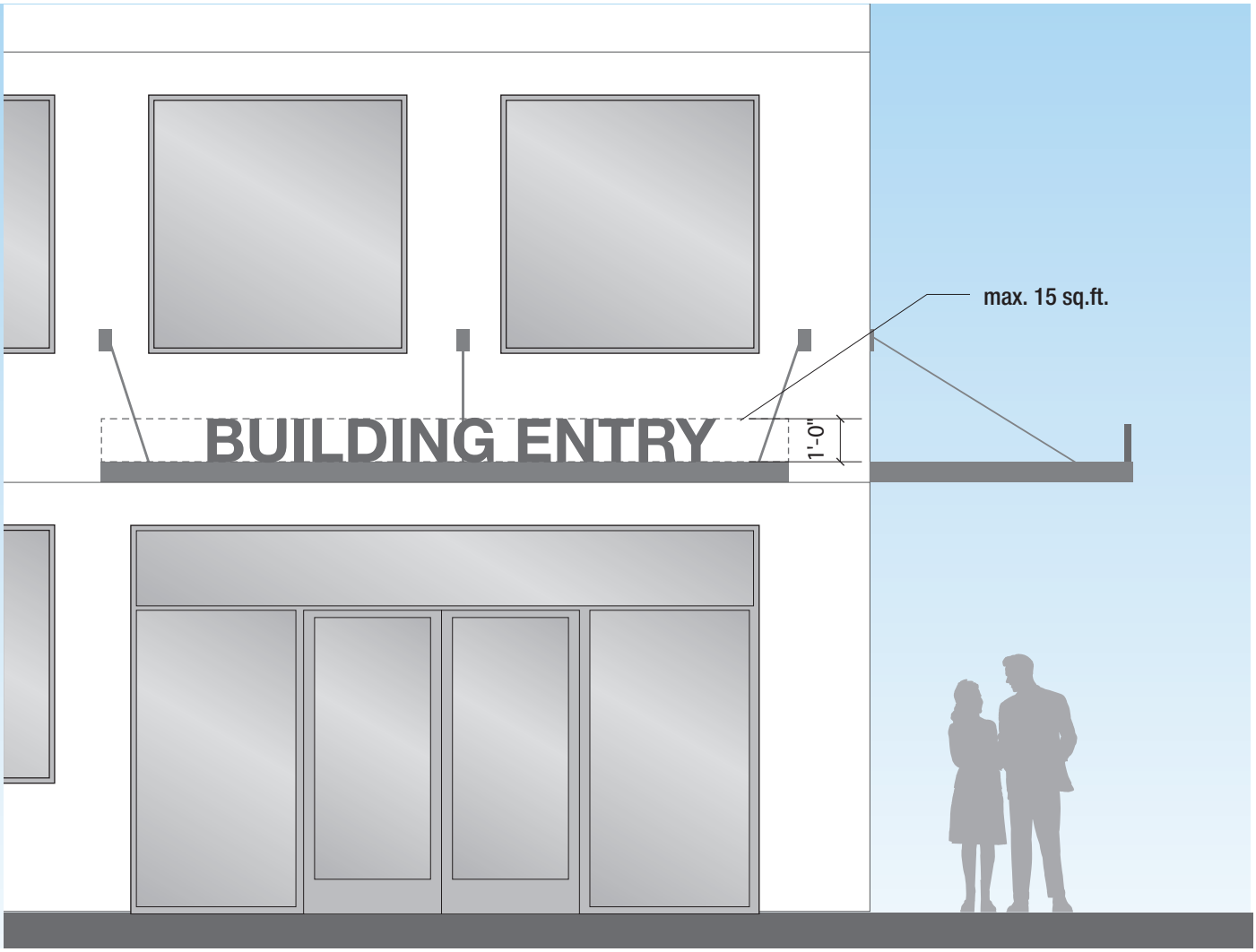

Examples

Retail Signage

This section covers signage specifically for the retail tenants within the building along West Taron Drive

- Retail Entry Sign (wall mounted)
- Retail Entry Sign (awning mounted)
- Blade signs
- Storefront Graphics

Retail Entry Sign (Marquee Mounted)

Retail Marquee Signs are located on the building entry marquee and provide identification of building tenants to the general public. These signs are to be mounted on the building marquee above the entrance to the tenants individual spaces. These signs identify the brand/logo for a tenant within first level of the building.

Site Plan Locations:

1. Description

- **a.** Individual dimensional letters/graphic elements attached to the top of the entry marquee.
- **b.** Signs are to be limited to the tenant's name or logo artwork; tag lines or slogans are not allowed
- **c.** The only signage permitted are corporate logos or graphic symbols.

2. Quantity

- **a.** One sign per each retail tenant exterior facing entrance on the ground level

3. Size

- **a.** Signs shall be limited to 15 square feet per location. (**Note:** Sign Area is equal to the area of a rectangle that would enclose all letters and graphics of the sign.)
- **b.** Maximum cap height shall be limited to 12 inches

4. Materials

- **a.** Sign Cans: fabricated aluminum cans with acrylic faces and applied vinyl

5. Finishes

- **a.** Sign Cans: Painted returns and backs
- **b.** Sign Faces: Translucent white acrylic with Day/Night vinyl on front face

6. Colors

- **a.** Sign Cans: Dark gray, returns and backs
- **b.** Letterform Faces: Dark gray during the day and white at night.

7. Illumination

- **a.** Individual letters and/or logos are to have internal illumination, with even color distribution and no hot spots
- **b.** Each letterform or logo shall be individually placed and electrified directly to the building canopy without a continuous sign box or visible raceway.
- **c.** LED or other energy-efficient lighting source is required
- **d.** Internally illuminated sign cans with printed graphics are not allowed
- **e.** Signs edges and backs to contain all light without showing light leaks
- **f.** Lighting shall not produce a glare on other properties in the vicinity, and the source of the light shall not be visible from adjacent properties or from a public street

8. Placement

- **a.** Signs are to be placed above the first floor awning of the building
- **b.** Signs must be attached to, and parallel to, the building awning. The sign may not project above the awning more than 12 inches

City of Elk Grove / Sign Regulations

Exempt Signs with Limitations / Directional

Quantity: Not Specified

Max Sign Size: 36 sq.ft.

Max Height: 6'-0"

Note: No advertising allowed

Requested Variance

None:

This sign is a destination identification sign in the pedestrian wayfinding system.

Retail Entry Sign (Marquee Mounted)

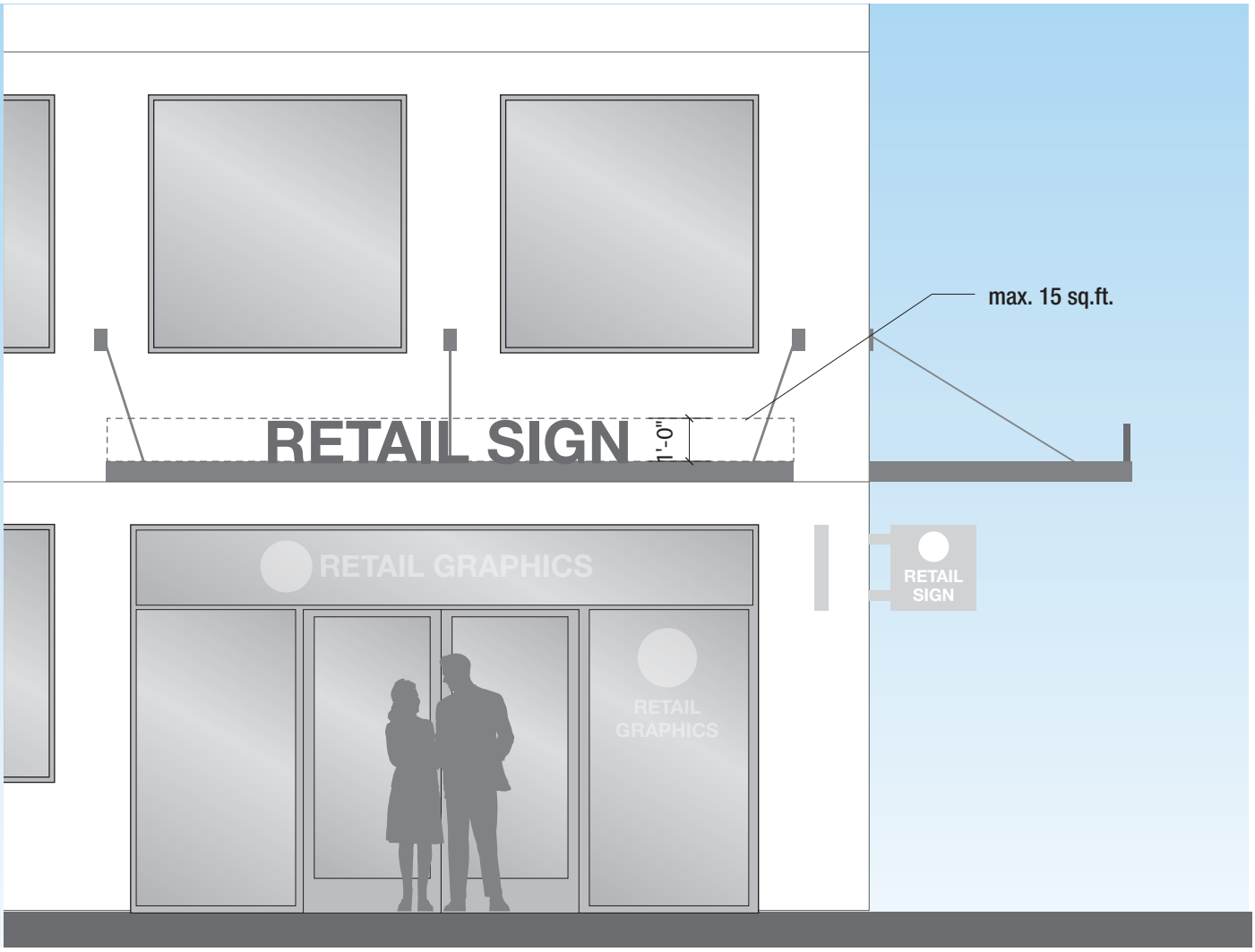

Examples



Retail / Entry Sign (Building Mounted)

Retail Entry Signs provide identification of building tenants to the general public. These signs are to be mounted on the building above the entrance to the tenants individual spaces. These signs identify the brand/logo for a tenant within first level of the building.

Site Plan Locations:

1. Description

- **a.** Individual dimensional letters/graphic elements attached to building.
- **b.** Signs are to be limited to the building name or logo artwork; tag lines or slogans are not allowed

2. Quantity

- **a.** One sign per each primary, exterior facing entrance on the ground level

3. Size

- **a.** Signs area is limited to 30 square feet per location. (**Note:** Sign Area is equal to the area of a rectangle that would enclose all letters and graphics of the sign.)
- **b.** Maximum cap height shall be limited to 12 inches

4. Materials

- **a.** Sign letterforms and graphic elements to be fabricated aluminum cans

5. Finishes

- **a.** All sign elements to be painted on all sides

6. Colors

- **a.** Sign color to contrast with the color of the building where it is located. Color to be light gray on a dark background or dark gray on a light background

7. Illumination

- **a.** Individual letterforms and graphics are to have internal halo illumination, with even light distribution all round edges with no hot spots
- **b.** Each letterform and graphic element shall be individually placed and electrified directly to the building without a continuous sign box or visible raceway.
- **c.** LED or other energy-efficient lighting source is required
- **d.** Internally illuminated sign cabinets with full acrylic/plastic faces and printed graphics are not allowed
- **e.** Sign can edges and backs to contain all light without showing light leaks
- **f.** Lighting shall not produce a glare on other properties in the vicinity, and the source of the light shall not be visible from adjacent properties or from a public street

8. Placement

- **a.** Signs are to be placed above the retail entry.
- **b.** Signs must be attached to, and parallel to, the building.

City of Elk Grove / Sign Regulations

Exempt Signs with Limitations / Directional

Quantity: Not Specified

Max Sign Size: 36 sq.ft.

Max Height: 6'-0"

Note: No advertising allowed

Requested Variance

None:

This sign is a destination identification sign in the pedestrian wayfinding system.

Retail / Entrty Sign (Building Mounted)

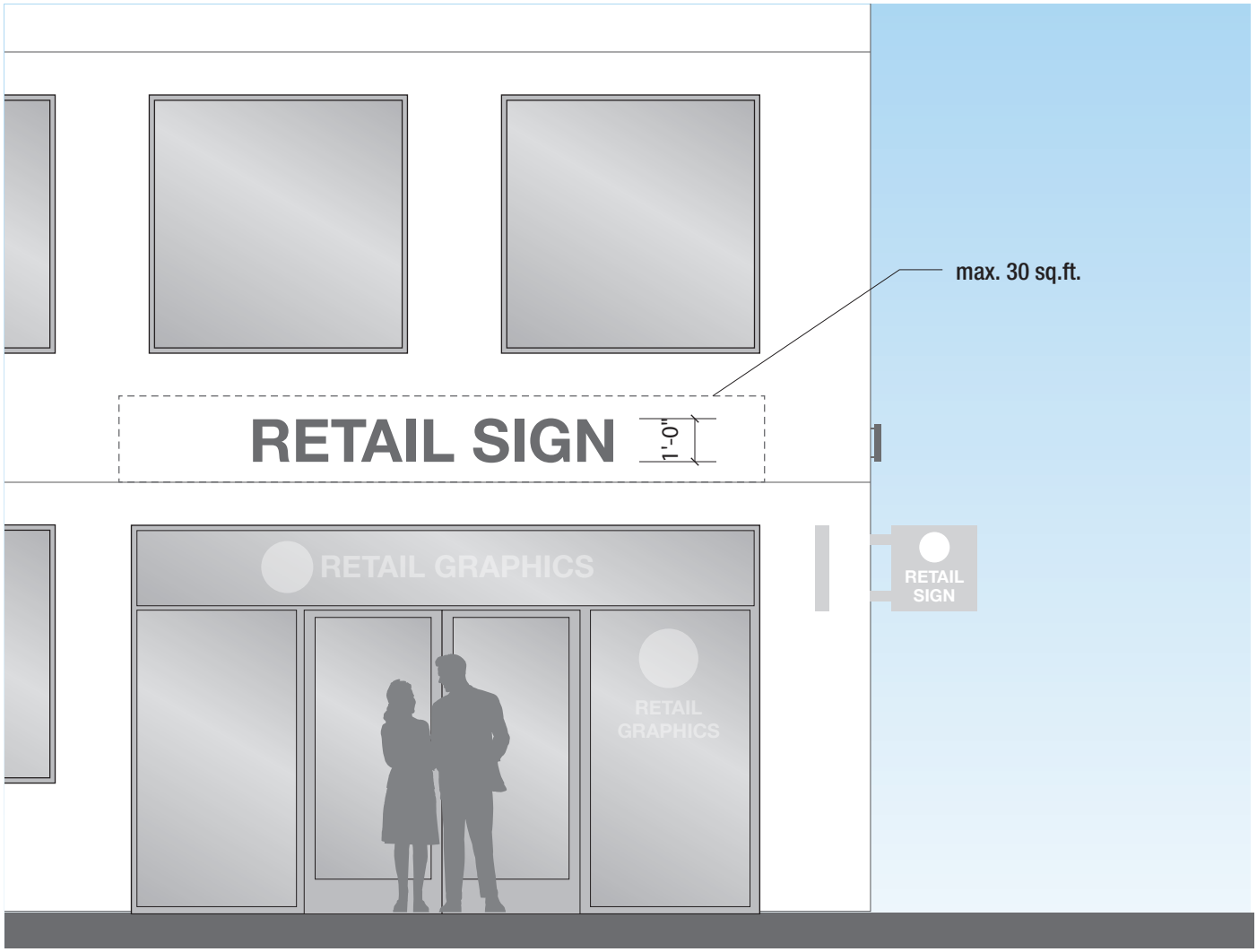

Examples

Retail / Blade Signs

The Blade Sign for the retail tenant will be located at or near the exterior entry to the retail space. The sign will contain the tenant name, tenant logo, or tenant logo mark. This sign provides tenant visibility from vantage points parallel to the building entry facade.

Site Plan Locations: not located on site plan

1. Description

- **a.** Rectangular sign cabinet with structural brackets mounted perpendicular to the building surface.
- **b.** Double sided sign
- **c.** Lettering and Graphics are pushed through sign faces.

2. Quantity

- **a.** One sign shall be allowed per each retail tenant entry, up to 8 locations on entire building

3. Size

- **a.** Signs shall be limited to 4 square feet per location. (**Note:** Sign Area is equal to the area of a rectangle that would enclose all letters and graphics of the sign.)

4. Materials

- **a.** Sign cabinet and bracket to be fabricated from aluminum
- **b.** Lettering and Graphics to be translucent acrylic

5. Finishes

- **a.** Sign Cabinet and Brackets: Painted finish on all sides
- **b.** Lettering and Graphics: Translucent acrylic pushed through sign face

6. Colors

- **a.** Sign cabinet and bracket: Dark gray
- **b.** Lettering and Graphics: All white

7. Illumination

- **a.** Sign Cabinet with pushed through lettering and graphics is internally illuminated with even light distribution and no hot spots.
- **b.** LED or other energy-efficient lighting source is required
- **c.** Sign Cabinet edges and sides to contain all light without showing light leaks
- **d.** Lighting shall not produce a glare on other properties in the vicinity, and the source of the light shall not be visible from adjacent properties or from a public street

8. Placement

- **a.** Sign to be located at or near the exterior retail entry
- **b.** Signs must be attached to, and perpendicular to, the building facade. A sign may not project above the wall on which it is located

City of Elk Grove / Sign Regulations

Building Signs, Special Category Signs

Quantity: Not Specified

Max Sign Size: 4 sq.ft.

Max. Projection: 5′-0″

Min Height: 8′-0′ above ground at lowest point

Notes: The area of Blade Signs is included in the maximum allowable square footage for Building Signs.

Requested Variance

None

Retail / Blade Signs

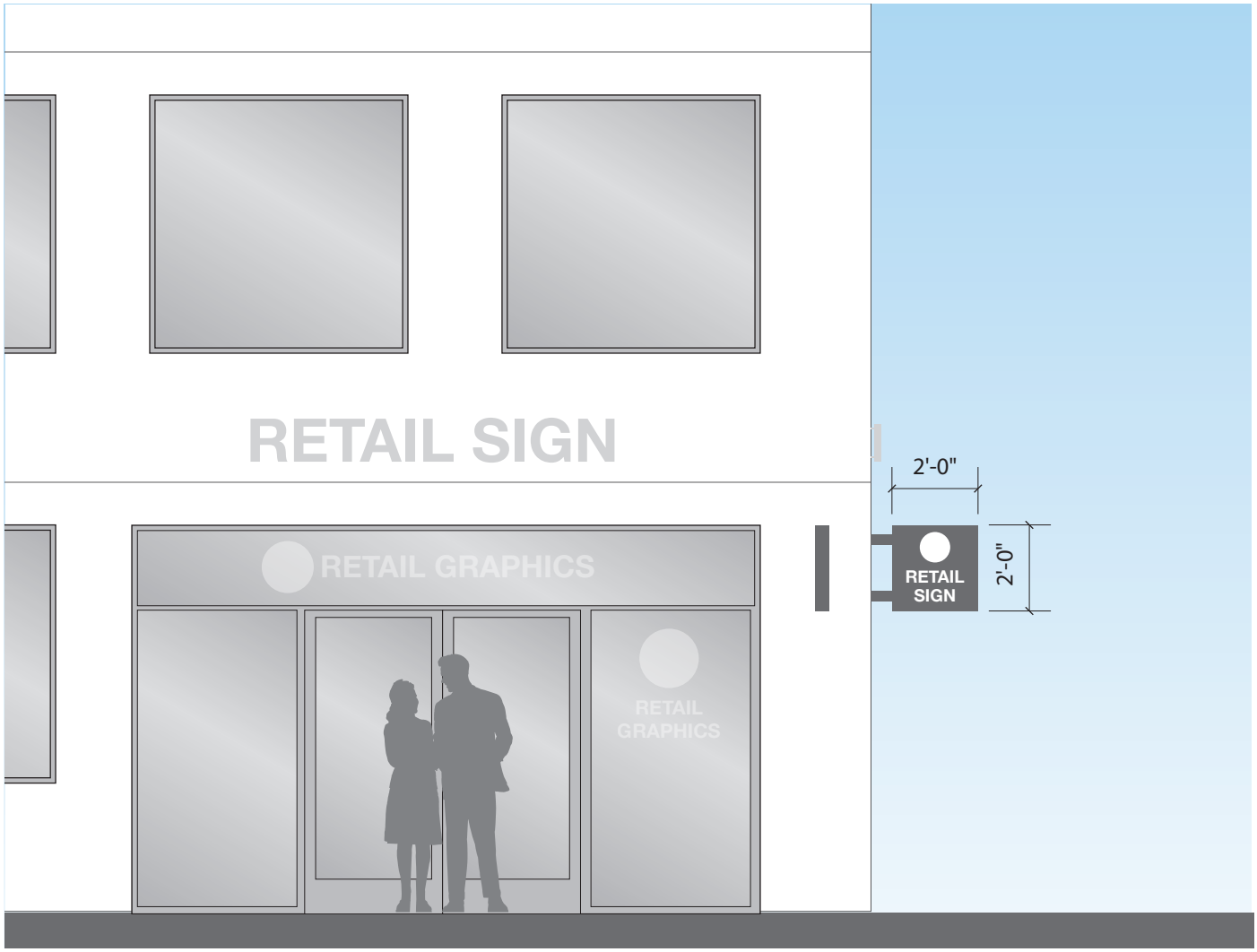

Examples

Retail / Window Graphics

Window Signs are used to communicate the tenant name or logo and operational hours at a pedestrian scale.

Site Plan Location: not located on site plan

1. Quantity

- **a.** Each individual tenant is allowed one name or logo, which can include a branded tagline or message
- **b.** Each individual tenant is allowed one hours of operation sign

2. Size

- **a.** Name or Logo Graphic: Max. 4 sq.ft.
- **b.** Hours of Operation: Max. 1.5 sq.ft.
- **c.** (**Note:** Sign Area is equal to the area of a rectangle that would enclose all letters and graphics of the sign.)

3. Materials

- **a.** Individually cut out vinyl artwork
- **b.** No solid clear vinyl sheets with printed artwork allowed
- **c.** No paper signs placed in temporary sleeves are allowed

4. Finishes

- **a.** All vinyl shall be matte or satin finish
- **b.** No high-gloss finish allowed

5. Colors

- **a.** All window signs shall be white or a light gray in color

6. Illumination

- **a.** No illumination

7. Placement

- **a.** The tenant name or logo graphic can be placed either on the transom window above the main entrance, on the main door leading into the space or on the window to the handle side of the main entry door
- **b.** Hours signs can be placed either in the main door leading into the space or on the window to the handle side of the main entry door
- **c.** All vinyl shall be placed on the first (exterior) surface of the glass

City of Elk Grove / Sign Regulations

Building Signs

Quantity: Not Specified

Max Sign Size: Does not exceed total square footage for building facade

Note: The area of Window Signs are included in the overall maximum allowable square footage for Building Signs.

Requested Variance

None

Retail Window Graphics

Examples

Materials, Finishes & Colors

This section contains the preliminary architectural material and color palettes The intent is to extended these colors and materials into the signage.

Materials & Colors



Metal Wall Panels & Roof
Material: Aluminum
Finish: Paint
Color: RGB: 218, 218, 218



Concrete Wall Panels
Material: Reinforced Concrete
Finish: Paint
Color: RGB: 255, 245, 231



Comb Face Concrete Walls
Material: Comb Face CMU
Finish: Paint
Color: RGB: 65, 35, 18



Perforated Metal Panels
Material: Aluminum
Finish: Paint
Color: RGB: 26, 36, 33

Glazing
Material: Glass
Finish: None
Color: Clear