

Appendix FEIR-A

Comment Letters on the Draft EIR

DEPARTMENT OF TRANSPORTATION
DISTRICT 7- OFFICE OF REGIONAL PLANNING
100 S. MAIN STREET, SUITE 100
LOS ANGELES, CA 90012
PHONE (213) 266-3574
FAX (213) 897-1337
TTY 711
www.dot.ca.gov



*Making Conservation
a California Way of Life.*

July 1, 2022

Courtney Shum, City Planner
City of Los Angeles, Department of City Planning
221 N. Figueroa Street, Suite 1350
Los Angeles, CA 90012

RE: 4th and Hewitt Project - Draft Environmental
Impact Report (DEIR)
SCH# 2017091054
GTS# 07-LA-2017-03964
Vic. LA-101 PM 0.633

Dear Courtney Shum,

Thank you for including the California Department of Transportation (Caltrans) in the environmental review process for the above referenced project. The Project would involve the demolition of an existing office building, two storage/garage buildings, and surface parking lots, and the construction of an 18-story office building. The Project would include ground floor restaurant space, commercial office space, office exterior common areas, and a landscaped outdoor courtyard on Colyton Street. The ground floor would include 112 bicycle parking spaces (40 short-term spaces and 72 long-term spaces), as well as amenities, such as showers and a bicycle repair area. 660 car parking spaces would be spread across 7 floors of the Office Building.

The nearest State facility to the proposed project is US 101. After reviewing the DEIR, Caltrans has the following comments:

Caltrans acknowledges and supports infill development that prioritizes nearby transit service, promotes active transportation, and provides a mixture of land uses that keeps the goods and services people need near where they work and live. Caltrans commends the Project's inclusion of bike parking, repair area and showers. However, there is still room for improvement, as nearly six car parking spaces are being built for every bike parking space. Research looking at the relationship between land-use, parking, and transportation indicates that the amount of car parking supplied can undermine a project's ability to encourage public transit and active modes of transportation. Additionally, the Transportation Impact Study (TIS) did not include the number of car parking spaces being provided, as confirmed by the LADOT Assessment of the TIS. The induced demand generated by this car parking isn't currently being captured in the vehicle miles traveled (VMT) analysis.

Caltrans recommends the following:

- Reducing or eliminating car parking requirements. For any project to better promote public transit, walkability, safety, and reduce vehicle miles traveled, we recommend the implementation of Transportation Demand Management (TDM) strategies as an alternative to building an unnecessary amount of parking.
- If the parking must be built, it should be designed in a way that is conducive to adaptive reuse. They should contain flat floors so that they can be more easily converted to beneficial uses in the future.
- As Project Requirement A-1 states in the LADOT Assessment of the TIS, any car parking that may be required to be built should be completely unbundled from tenant leases so that the true cost of car infrastructure can be exposed to market forces.

Finally, any transportation of heavy construction equipment and/or materials which requires use of oversized-transport vehicles of State highways will need a Caltrans transportation permit. We recommend large size truck trips be limited to off-peak commute periods.

If you have any questions, please contact project coordinator Anthony Higgins, at anthony.higgins@dot.ca.gov and refer to GTS# 07-LA-2017-03964.

Sincerely,



MIYA EDMONSON
IGR/CEQA Branch Chief

cc: State Clearinghouse

ADAMS BROADWELL JOSEPH & CARDOZO

A PROFESSIONAL CORPORATION

ATTORNEYS AT LAW

601 GATEWAY BOULEVARD, SUITE 1000
SOUTH SAN FRANCISCO, CA 94080-7037

TEL: (650) 589-1660
FAX: (650) 589-5062

ssannadan@adamsbroadwell.com

SACRAMENTO OFFICE

520 CAPITOL MALL, SUITE 350
SACRAMENTO, CA 95814-4721

TEL: (916) 444-6201
FAX: (916) 444-6209

KEVIN T. CARMICHAEL
CHRISTINA M. CARO
THOMAS A. ENSLOW
KELILAH D. FEDERMAN
ANDREW J. GRAF
TANYA A. GULESSERIAN
DARIEN K. KEY
RACHAEL E. KOSS
AIDAN P. MARSHALL
TARA C. RENGIFO
MICHAEL R. SEVILLE

Of Counsel

MARC D. JOSEPH
DANIEL L. CARDOZO

June 9, 2022

*Not admitted in California.
Licensed in Colorado.

Via Email and U.S. Mail

Vince Bertoni, Director of Planning
City Planning Department
City of Los Angeles
200 N. Spring St., Suite 525
Los Angeles, CA 90012
Email: vince.bertoni@lacity.org

Holly L. Wolcott, City Clerk
Office of the City Clerk
200 N. Spring Street
City Hall - Room 360
Los Angeles, CA 90012
Email: CityClerk@lacity.org

Via Email Only

Courtney Shum, City Planner
Email: courtney.shum@lacity.org

**Re: Request for Mailed Notice of Actions and Hearings – 4th and
Hewitt Project (Case Nos. ENV-2017-470-EIR and CPC-2017-469-
GPA-VZC-HD- MCUP-SPR; SCH No. 2017091054)**

Dear Mr. Bertoni, Ms. Wolcott, and Ms. Shum:

We are writing on behalf of Coalition for Responsible Equitable Economic Development Los Angeles (“CREED LA”) to request mailed notice of the availability of any environmental review document, prepared pursuant to the California Environmental Quality Act, related to the 4th and Hewitt Project (Case Nos. ENV-2017-470-EIR and CPC-2017-469- GPA-VZC-HD- MCUP-SPR; SCH No. 2017091054) (“Project”), proposed by LIG – 900, 910 and 926 E. 4th St., 405-411 S. Hewitt St., LLC, as well as a copy of the environmental review document when it is made available for public review.

The Project includes the development of an 18-story office and commercial building on an approximately 1.31-acre site (“Project Site”) located at 401 South Hewitt Street, Los Angeles, California 90013. In conjunction with the new development, the Project would demolish a detached storage building associated with the building formerly occupied by the Architecture and Design (A+D) Museum that fronts Colyton Street, a one-story office building that fronts South Hewitt

L6190-001acp

June 9, 2022

Page 2

Street, an associated garage/storage building, and surface parking lots. The Project Site consists of six contiguous parcels including Assessor Parcel Numbers (APNs) 5163-022-001, 5163-022-002, 5163-022-003, 5163-022-005, 5163-022-022, and 5163-022-023.

We also request mailed notice of any and all hearings and/or actions related to the Project. These requests are made pursuant to Public Resources Code Sections 21092.2, 21080.4, 21083.9, 21092, 21108, 21152, 21167(f), and Government Code Section 65092, which require local agencies to mail such notices to any person who has filed a written request for them with the clerk of the agency's governing body.

Please send the above requested items by email and U.S. Mail to our South San Francisco Office as follows:

U.S. Mail

Sheila Sannadan
Adams Broadwell Joseph & Cardozo
601 Gateway Boulevard, Suite 1000
South San Francisco, CA 94080-7037

Email

ssannadan@adamsbroadwell.com

Please call me at (650) 589-1660 if you have any questions. Thank you for your assistance with this matter.

Sincerely,



Sheila M. Sannadan
Legal Assistant

SMS:acp

L6190-001acp



T 510.836.4200
F 510.836.4205

1939 Harrison Street, Ste. 150
Oakland, CA 94612

www.lozeaudrury.com
rebecca@lozeaudrury.com

Via Email

July 11, 2022

Courtney Shum, City Planner
Department of City Planning
City of Los Angeles
221 N. Figueroa St., Room 1350
Los Angeles, CA 90012
courtney.shum@lacity.org

**Re: Comment on Draft Environmental Impact Report, 4th and Hewitt Project
(ENV-2017-470-EIR, SCH 2017091054)**

Dear Ms. Shum:

I am writing on behalf of Supporters Alliance for Environmental Responsibility (“SAFER”) regarding the Draft Environmental Impact Report (“DEIR”) prepared for the 4th and Hewitt Project (ENV-2017-470-EIR, SCH 2017091054), including all actions related or referring to the proposed demolition of existing buildings and the construction of an 18-story office building totaling approximately 343,925 square feet of gross floor area, with three subterranean parking levels, located at 900, 902, 904, 906-910, and 926 East 4th Street; 406, 408, and 414 Colyton Street; and 405, 407, 411, 417, and 423 South Hewitt Street in the City of Los Angeles (“Project”).

After reviewing the DEIR, we conclude that the DEIR fails as an informational document and fails to impose all feasible mitigation measures to reduce the Project’s impacts. SAFER requests that the Department of City Planning address these shortcomings in a revised draft environmental impact report (“RDEIR”) and recirculate the RDEIR prior to considering approvals for the Project.

We reserve the right to supplement these comments during review of the Final EIR for the Project and at public hearings concerning the Project. *Galante Vineyards v. Monterey Peninsula Water Management Dist.*, 60 Cal. App. 4th 1109, 1121 (1997).

Sincerely,

Rebecca Davis
Lozeau Drury LLP

ADAMS BROADWELL JOSEPH & CARDOZO

A PROFESSIONAL CORPORATION

ATTORNEYS AT LAW

601 GATEWAY BOULEVARD, SUITE 1000
SOUTH SAN FRANCISCO, CA 94080-7037

TEL: (650) 589-1660
FAX: (650) 589-5062
dkey@adamsbroadwell.com

SACRAMENTO OFFICE

520 CAPITOL MALL, SUITE 350
SACRAMENTO, CA 95814-4721

TEL: (916) 444-6201
FAX: (916) 444-6209

KEVIN T. CARMICHAEL
CHRISTINA M. CARO
THOMAS A. ENSLOW
KELILAH D. FEDERMAN
ANDREW J. GRAF
TANYA A. GULESSERIAN
DARIEN K. KEY
RACHAEL E. KOSS
AIDAN P. MARSHALL
TARA C. RENGIFO
MICHAEL R. SEVILLE

Of Counsel

MARC D. JOSEPH
DANIEL L. CARDOZO

July 11, 2022

*Not admitted in California.
Licensed in Colorado.

Via Email and Overnight Mail

Courtney Shum, City Planner
Vince Bertoni, Director of Planning
City Planning Department
City of Los Angeles
200 N. Spring St., Suite 525
Los Angeles, CA 90012
Email: courtney.shum@lacity.org;
vince.bertoni@lacity.org

Re: Comments on the Draft Environmental Impact Report – 4th and Hewitt Project (Case Nos. ENV-2017-470-EIR and CPC-2017-469- GPA-VZC-HD-MCUP-SPR; SCH No. 2017091054)

Dear Ms. Shum, Mr. Bertoni:

On behalf of the Coalition for Responsible Equitable Economic Development Los Angeles (“CREED LA”), we submit these comments on the Draft Environmental Impact Report (“DEIR”) for the 4th and Hewitt Project (Case Nos. ENV-2017-470-EIR and CPC-2017-469-GPA-VZC-HD-MCUP-SPR; SCH No. 2017091054) (“Project”), proposed by LIG – 900, 910 and 926 E. 4th St., 405-411 S. Hewitt St., LLC (“Applicant”), and prepared pursuant to the California Environmental Quality Act (“CEQA”)¹ by the City of Los Angeles (“the City”).

The Project includes the development of an 18-story office and commercial building on an approximately 1.31-acre site (“Project Site”) located at 401 South Hewitt Street, Los Angeles, California 90013. In conjunction with the new development, the Project would demolish a detached storage building associated with the building formerly occupied by the Architecture and Design (A+D) Museum that fronts Colyton Street, a one-story office building that fronts South Hewitt Street, an associated garage/storage building, and surface parking lots. The Project

¹ Public Resources Code § 21000 *et seq.*; 14 Cal. Code Regs. (“C.C.R.”) §§ 15000 *et seq.*
L6190-004acp

Site consists of six contiguous parcels including Assessor Parcel Numbers (APNs) 5163-022-001, 5163-022-002, 5163-022-003, 5163-022-005, 5163-022-022, and 5163-022-023.

Our review of the DEIR demonstrates that the DEIR fails to comply with CEQA. As explained more fully below, the DEIR fails to accurately disclose the extent of the Project's potentially significant impacts on air quality, public health, noise, greenhouse gas ("GHG") emissions, and land use inconsistencies. The DEIR fails to support its significance findings with substantial evidence and fails to mitigate the Project's significant impacts to the greatest extent feasible, in violation of CEQA. As a result of these deficiencies, the City also cannot make the requisite findings to approve the Project under the City's municipal codes or to adopt a statement of overriding considerations pursuant to CEQA.²

These comments were prepared with the assistance of environmental health, air quality, and GHG expert Dr. James Clark, Ph.D., and noise expert Deborah Jue of Wilson Ihrig. Comments and curriculum vitae of Dr. Clark are attached to this letter as Attachment A.³ Ms. Jue's comments and curriculum vitae are included as Attachment B.⁴ Attachments A and B are fully incorporated herein and submitted to the City herewith. Therefore, the City must separately respond to the technical comments in Attachments A and B.

For the reasons discussed herein, and in the attached expert comments, CREED LA urges the City to remedy the deficiencies in the DEIR by preparing a legally adequate revised DEIR and recirculating it for public review and comment.⁵

² Pub. Res. Code § 21081; *Covington v. Great Basin Unified Air Pollution Control Dist.* (2019) 43 Cal.App.5th 867, 883.

³ **Attachment A:** Comments on 4th and Hewitt Project (Case Nos. ENV-2017-470-EIR and CPC-2017-469-GPA-VZC-HD-MCUP-SPR; SCH No. 2017091054) (July 11, 2022) ("Clark Comments").

⁴ **Attachment B:** 4th and Hewitt Project (Case Nos. ENV-2017-470-EIR and CPC-2017-469-GPA-VZC-HD-MCUP-SPR; SCH No. 2017091054) (July 11, 2022), Comments on Noise Section by Wilson Ihrig ("Jue Comments").

⁵ We reserve the right to supplement these comments at later hearings on this Project. Gov. Code § 65009(b); Public Resources Code § 21177(a); *Bakersfield Citizens for Local Control v. Bakersfield* (2004) 124 Cal.App.4th 1184, 1199–1203; see *Galante Vineyards v. Monterey Water Dist.* (1997) 60 Cal.App.4th 1109, 1121.

I. STATEMENT OF INTEREST

CREED LA is an unincorporated association of individuals and labor organizations formed to ensure that the construction of major urban projects in the Los Angeles region proceeds in a manner that minimizes public and worker health and safety risks, avoids or mitigates environmental and public service impacts, and fosters long-term sustainable construction and development opportunities. The association includes the Sheet Metal Workers Local 105, International Brotherhood of Electrical Workers Local 11, Southern California Pipe Trades District Council 16, and District Council of Iron Workers of the State of California, along with their members, their families, and other individuals who live and work in the Los Angeles region.

Individual members of CREED LA include John Ferruccio, Jorge L. Aceves, John P. Bustos, Gerry Kennon, and Chris S. Macias. These individuals live in the City of Los Angeles, and work, recreate, and raise their families in the City and surrounding communities. Accordingly, they would be directly affected by the Project's environmental and health, and safety impacts. Individual members may also work on the Project itself. They will be first in line to be exposed to any health and safety hazards that exist on site.

CREED LA has an interest in enforcing environmental laws that encourage sustainable development and ensure a safe working environment for its members. Environmentally detrimental projects can jeopardize future jobs by making it more difficult and more expensive for business and industry to expand in the region, and by making the area less desirable for new businesses and new residents. Continued environmental degradation can, and has, caused construction moratoriums and other restrictions on growth that, in turn, reduce future employment opportunities.

CREED LA supports the development of commercial, mixed use, and medical office projects where properly analyzed and carefully planned to minimize impacts on public health, climate change, and the environment. These projects should avoid adverse impacts to air quality, public health, climate change, noise, and traffic, and must incorporate all feasible mitigation to ensure that any remaining adverse impacts are reduced to the maximum extent feasible. Only by maintaining the highest standards can commercial development truly be sustainable.

II. LEGAL BACKGROUND

CEQA requires public agencies to analyze the potential environmental impacts of their proposed actions in an EIR.⁶ The EIR is a critical informational document, the “heart of CEQA.”⁷ “The foremost principle under CEQA is that the Legislature intended the act to be interpreted in such manner as to afford the fullest possible protection to the environment within the reasonable scope of the statutory language.”⁸

CEQA has two primary purposes. First, CEQA is designed to inform decision-makers and the public about the potential, significant environmental effects of a project.⁹ “Its purpose is to inform the public and its responsible officials of the environmental consequences of their decisions before they are made. Thus, the EIR ‘protects not only the environment but also informed self-government.’”¹⁰ The EIR has been described as “an environmental ‘alarm bell’ whose purpose it is to alert the public and its responsible officials to environmental changes before they have reached ecological points of no return.”¹¹ As the CEQA Guidelines explain, “[t]he EIR serves not only to protect the environment but also to demonstrate to the public that it is being protected.”¹²

Second, CEQA requires public agencies to avoid or reduce environmental damage when “feasible” by requiring consideration of environmentally superior alternatives and adoption of all feasible mitigation measures.¹³ The EIR serves to

⁶ Public Resources Code § 21100.

⁷ *Friends of College of San Mateo Gardens v. San Mateo County Community College Dist.* (2016) 1 Cal.5th 937, 944 (citation omitted).

⁸ *Laurel Heights Improvement Assn. v. Regents of University of California* (1988) 47 Cal.3d 376, 390 (internal quotations omitted).

⁹ Public Resources Code § 21061; 14 C.C.R. §§ 15002(a)(1); 15003(b)–(e); *Sierra Club v. County of Fresno* (2018) 6 Cal.5th 502, 517 (“[T]he basic purpose of an EIR is to provide public agencies and the public in general with detailed information about the effect [that] a proposed project is likely to have on the environment; to list ways in which the significant effects of such a project might be minimized; and to indicate alternatives to such a project.”).

¹⁰ *Citizens of Goleta Valley v. Board of Supervisors* (1990) 52 Cal.3d 553, 564, quoting *Laurel Heights*, 47 Cal.3d at 392.

¹¹ *County of Inyo v. Yorty* (1973) 32 Cal.App.3d 795, 810; see also *Berkeley Keep Jets Over the Bay v. Bd. of Port Comm’rs.* (2001) 91 Cal.App.4th 1344, 1354 (“*Berkeley Jets*”) (purpose of EIR is to inform the public and officials of environmental consequences of their decisions *before* they are made).

¹² 14 C.C.R. § 15003(b).

¹³ 14 C.C.R. § 15002(a)(2), (3); see also *Berkeley Jets*, 91 Cal.App.4th at 1354; *Citizens of Goleta Valley*, 52 Cal.3d at 564.

provide agencies and the public with information about the environmental impacts of a proposed project and to “identify ways that environmental damage can be avoided or significantly reduced.”¹⁴ If the project will have a significant effect on the environment, the agency may approve the project only if it finds that it has “eliminated or substantially lessened all significant effects on the environment” to the greatest extent feasible and that any unavoidable significant effects on the environment are “acceptable due to overriding concerns.”¹⁵

While courts review an EIR using an “abuse of discretion” standard, “the reviewing court is not to ‘uncritically rely on every study or analysis presented by a project proponent in support of its position. *A clearly inadequate or unsupported study is entitled to no judicial deference.*”¹⁶ As the courts have explained, a prejudicial abuse of discretion occurs “if the failure to include relevant information precludes informed decision-making and informed public participation, thereby thwarting the statutory goals of the EIR process.”¹⁷ “The ultimate inquiry, as case law and the CEQA guidelines make clear, is whether the EIR includes enough detail ‘to enable who did not participate in its preparation to understand and to consider meaningfully the issues raised by the proposed project.’”¹⁸

III. THE DEIR FAILS TO PROVIDE A COMPLETE AND ACCURATE PROJECT DESCRIPTION

CEQA requires that an EIR “set forth a project description that is sufficient to allow an adequate evaluation and review of the environmental impact.”¹⁹ “The

¹⁴ 14 C.C.R. § 15002(a)(2).

¹⁵ Public Resources Code § 21081(a)(3), (b); 14 C.C.R. §§ 15090(a), 15091(a), 15092(b)(2)(A), (B); *Covington v. Great Basin Unified Air Pollution Control Dist.* (2019) 43 Cal.App.5th 867, 883.

¹⁶ *Berkeley Jets*, 91 Cal.App.4th 1344, 1355 (emphasis added), *quoting Laurel Heights*, 47 Cal.3d at 391, 409, fn. 12.

¹⁷ *Berkeley Jets*, 91 Cal.App.4th at 1355; see also *San Joaquin Raptor/Wildlife Rescue Center v. County of Stanislaus* (1994) 27 Cal.App.4th 713, 722 (error is prejudicial if the failure to include relevant information precludes informed decision making and informed public participation, thereby thwarting the statutory goals of the EIR process); *Galante Vineyards v. Monterey Peninsula Water Management Dist.* (1997) 60 Cal.App.4th 1109, 1117 (decision to approve a project is a nullity if based upon an EIR that does not provide decision-makers and the public with information about the project as required by CEQA); *County of Amador v. El Dorado County Water Agency* (1999) 76 Cal.App.4th 931, 946 (prejudicial abuse of discretion results where agency fails to comply with information disclosure provisions of CEQA).

¹⁸ *Sierra Club v. County of Fresno* (2018) 6 Cal.5th 502, 516, *quoting Laurel Heights*, 47 Cal.3d at 405.

¹⁹ *San Joaquin Raptor Rescue Center v. County of Merced* 149 Cal.App.4th 645, 654 (citing 14 C.C.R.

scope of the environmental review conducted for the initial study must include the entire project ... [A] correct determination of the nature and scope of the project is a critical step in complying with the mandates of CEQA.”²⁰ An accurate and complete project description is necessary for an intelligent evaluation of the potential environmental impacts of the agency’s action. Only through an accurate view of the project may affected outsiders and public decision-makers balance the proposal’s benefit against its environmental cost, consider mitigation measures, assess the advantage of terminating the proposal ... and weigh other alternatives in the balance.”²¹

CEQA Guidelines Section 15378 defines “Project” to mean “the whole of an action, which has a potential for resulting in either a direct physical change in the environment or a reasonably foreseeable indirect physical change in the environment.”²² The term ‘project’ refers to the activity which is being approved and which may be subject to several discretionary approvals by governmental agencies. The term does not mean each separate governmental approval.²³ Courts have explained that for a project description to be complete, it must address not only the immediate environmental consequences of going forward with the project, but also all “*reasonably foreseeable* consequence[s] of the initial project.”²⁴ As explained below, the Clark Comments highlight numerous deficiencies in the DEIR’s Project description.

A. The DEIR Fails to Adequately Describe Project Activities that May Result in Significant Air Quality Impacts

The DEIR states that the Project is planning to place large-scale fuel tanks on the Project site.²⁵ However, the DEIR fails to identify the purpose of the fuel room, fails to explain what on-site Project activities will require fuel storage and fuel use, and fails to analyze the hazards or air emissions associated with on-site fuel storage and use.

§ 15124).

²⁰ *Nelson v. County of Kern* (2010) 190 Cal.App.4th 252, 267 (internal quotations and citations omitted).

²¹ *City of Redlands v. County of San Bernardino* (2002) 96 Cal.App.4th 398, 406 (internal quotations and citations omitted).

²² 14 C.C.R. 15378(a).

²³ CEQA Guidelines § 15378.

²⁴ *Laurel Heights*, 47 Cal.3d at p. 396 (emphasis added); *see also Vineyard Area Citizens for Responsible Growth, Inc. v. City of Rancho Cordova* (2007) 40 Cal.4th 412, 449-50.

²⁵ MND, p. 50.

Dr. Clark explains that “[n]o explanation is given in the DEIR as to what will be stored, how much will be stored, and what the fuel will be used for. In addition to being a fire hazard, fuels stored on site contain hazardous materials that have not been disclosed in the DEIR.”²⁶ The DEIR’s failure to adequately describe this operational component of the Project renders the analysis that follows incomplete and underestimates the impacts the Project is likely to have on the ambient environment and surrounding residences from the Project’s operational fuel storage and fuel use.

Dr. Clark opines that, given the size of the fuel storage room and the need for operational back up power generation for the Project to ensure that fire pumps and emergency services within the building could be maintained, a back-generator (“BUG”) is the most likely use for the stored fuel. Hazards posed by fuel storage may require mitigation measures to address such issues as flammability or leaks. Additionally, the air emissions associated with fuel storage and fuel use may result in significant emissions that require mitigation measures. As Dr. Clark explains, “diesel fuel is typically the most common fuel stored onsite given its utility as a fuel source for power generation. If the Proponent is planning on installing a BUG onsite and has failed to disclose it in the DEIR, it represents a stationary source of toxic air contaminants from the Project that has not been evaluated.”²⁷

Dr. Clark concludes that DPM emissions from use of a BUG and associated fuel storage may pose a significant health threat to future occupants of the Project and the surrounding community.²⁸ By failing to describe the Project’s fuel storage component, the DEIR omits the information necessary to perform a meaningful analysis of Project impacts associated with on-site fuel storage and use. As a result, the DEIR’s conclusion that the Project will result in less than significant operational hazardous materials and air quality impacts, with no mitigation required, is not supported by substantial evidence.

²⁶ Clark Comments, p. 17.

²⁷ Clark Comments, p. 19.

²⁸ *Id.*

IV. THE EIR FAILS TO ADEQUATELY ANALYZE AND MITIGATE POTENTIALLY SIGNIFICANT IMPACTS

A. The DEIR's Air Quality Analysis Attempts to Conceal Potentially Significant Impacts to Air Quality by Disguising Mitigation as Project Design Features

Despite concluding that the Project will result in less than significant air quality impacts, the DEIR includes a Project Design Feature ("PDF") clearly designed to mitigate air emissions associated with the proposed Project, AQ-PDF-1. AQ-PDF-1 states "All diesel-powered equipment utilized on-site during the construction period will meet, at a minimum, United States Environmental Protection Agency Tier 4 emission reduction technology for nonroad diesel engines."²⁹ The DEIR's reliance on compliance with AQ-PDF-1 is reflected in the DEIR's CALEEMOD analysis, which assumes the exclusive use of Tier 4 equipment during Project construction.³⁰

Reliance on the use of Tier 4 equipment as a PDF is improper. The application of mitigation to the Project's unmitigated impacts violates CEQA's requirement that the lead agency must first determine the extent of a project's impacts before it may apply mitigation measures to reduce those impacts. Exclusive use of Tier 4 equipment is not yet required by law. Tier 4 emissions standards were phased in by the California Air Resources Board ("CARB") from 2011-2015.³¹ Older, lower-tier construction equipment remains in use, and is not required to be phased out for exclusively Tier 4 equipment for several years.³² The use of Tier 4 equipment is therefore mitigation, not a "design feature," because it goes beyond what is required by law and is intended reduce the Project's construction air pollutant emissions.

The CEQA Guidelines define "measures which are proposed by project proponents to be included in the project" as "mitigation measures" within the meaning of CEQA.

²⁹ DEIR, p. IV.A-34.

³⁰ Clark Comments, p. 10.

³¹ See EPA final rule: <https://www.epa.gov/regulations-emissions-vehicles-and-engines/final-rule-control-emissions-air-pollution-nonroad-diesel> and <https://www.gpo.gov/fdsys/pkg/FR-2004-06-29/pdf/04-11293.pdf>; see 40 Code Fed. Regs. § 1039.102 (describing passed-in Tier 4 PM reductions).

³² *Id.*

As described under CEQA Guidelines Section 15370, “Mitigation” includes:

- (a) Avoiding the impact altogether by not taking a certain action or parts of an action.
- (b) Minimizing impacts by limiting the degree or magnitude of the action and its implementation.
- (c) Rectifying the impact by repairing, rehabilitating, or restoring the impacted environment.
- (d) Reducing or eliminating the impact over time by preservation and maintenance operations during the life of the action.
- (e) Compensating for the impact by replacing or providing substitute resources or environments.

CEQA requires the lead agency to disclose the severity of project impacts before applying mitigation measures designed to reduce the impact to less than significant levels. The DEIR’s air quality analysis incorrectly collapses these two steps into one. *Lotus v. Department of Transportation* clarified the requirements of CEQA Guideline 15370. In *Lotus*, the court held that “avoidance, minimization and/or mitigation measures,” are not “part of the project.” Rather, they are mitigation measures designed to reduce or eliminate environmental impacts of the Project and must be treated as such. Mitigation measures cannot be incorporated in an EIR’s initial calculation of the Project’s unmitigated impacts because the analysis of unmitigated impacts, by definition, must accurately assess such impacts before any mitigation measures to reduce those impacts are applied. An EIR that compresses the analysis of impacts and mitigation measures into a single issue disregards the requirements of CEQA.

Because CEQA and *Lotus* prohibit the compressing of a mitigation measure with a Project, the DEIR’s lack of analysis of impacts caused by the Project’s air quality impacts violates CEQA. The DEIR should be revised to disclose the severity of all potentially significant impacts prior to mitigation.

1. Failure to Require Enforceable Air Quality Mitigation

The DEIR’s reliance on AQ-PDF-1 in its construction emissions modeling is unsupported because the use of Tier 4 equipment is not required as binding mitigation in the DEIR. The DEIR makes the same mistake by relying on PDFs throughout the DEIR.

Mitigation measures must be enforceable through conditions of approval, contracts or other means that are legally binding. This requirement is intended to ensure that mitigation measures will actually be implemented, not merely adopted and then ignored. The DEIR's reliance on PDFs fails to meet this threshold requirement because the measures are not incorporated as binding mitigation measures and are therefore unenforceable. As a result, the DEIR fails to include any binding mechanism to ensure that the Applicant will be required to implement these measures for the Project.

Without an enforceable mechanism, the PDFs described in the DEIR are little more than wishful thinking, and the DEIR's conclusions that the Project's impacts will be less than significant with these measures incorporated are unsupported. If the City intends to rely on PDFs to reduce impacts to less than significant levels, these measures must be incorporated into the Project's Mitigation Monitoring and Reporting Program ("MMRP") and Conditions of Approval.

2. Unsupported Emissions Calculations

The DEIR's construction emission modeling is unsupported because it assumes the exclusive use of Tier 4 Final construction equipment, which has the highest emissions reductions of all Tier 4 equipment available and is not required by AQ-PDF-1.

As Dr. Clark explains, AQ-PDF-1 only specifies the use of "Tier 4" equipment.³³ It does not distinguish between Tier 4 "Interim" or Tier 4 "Final" equipment, which have different levels of emissions reductions. Tier 4 Interim equipment is less efficient and has higher emissions than Tier 4 Final equipment. While Tier 4 Final equipment achieves 90% PM/DPM reductions (the air pollutants responsible for the Project's cancer risk), Tier 4 Interim has higher PM/DPM emissions (reducing PM/DPM by just 50-85%).³⁴ The DEIR's CalEEMod calculations used exclusively Tier 4 Final equipment, assuming higher emissions reductions than would be required under AQ-PDF-1. Therefore, even if the Applicant complied with AQ-PDF-1, the measure would not reduce the Project's construction emissions to the levels assumed in the DEIR's CalEEMod modeling. The only way Tier 4 Final

³³ DEIR, p.

³⁴ See <https://dieselnet.com/standards/us/nonroad.php#tier4>; see EPA Final Rule, p. 38977 ("We expect in use PM reductions for these engines of over 50% (and large reductions in toxic hydrocarbons as well) over the five model years this standard would be in effect (2008–2012).").

equipment would be required for the Project is if it were included as a binding mitigation measure or condition.

The DEIR also lacks a discussion of the feasibility of obtaining Tier 4 equipment for the Project. Tier 4 equipment, Interim or Final, is costly and can be difficult to source.³⁵ Sourcing this equipment to fulfill the PDF's obligations will require additional expense and procurement steps by the Applicant. The DEIR includes no supporting evidence demonstrating that the Applicant has attempted to procure Tier 4 Final equipment for the Project, and no clear indication that is possible. Absent a feasibility analysis, the DEIR's reliance on Tier 4 equipment in its emissions modeling is an unsupported assumption.

B. The DEIR Fails to Disclose and Analyze the Health Risk Posed by the Project's Air Emissions from Construction and Operation

The DEIR fails to disclose and analyze health risks from construction emissions and lacks a quantified health risk analysis ("HRA"), in violation of CEQA. An agency must support its findings of a project's potential environmental impacts with concrete evidence, with "sufficient information to foster informed public participation and to enable the decision-makers to consider the environmental factors necessary to make a reasoned decision."³⁶ In particular, a project's health risks must be 'clearly identified' and the discussion must include 'relevant specifics' about the environmental changes attributable to the Project and their associated health outcomes."³⁷

Courts have held that an environmental review document must disclose a project's potential health risks to a degree of specificity that would allow the public to make the correlation between the project's impacts and adverse effects on human health.³⁸ In *Bakersfield*, the court found that the EIRs' description of health risks were insufficient and that after reading them, "the public would have no idea of the health consequences that result when more pollutants are added to a nonattainment basin."³⁹ Likewise in *Sierra Club*, the Supreme Court held that the EIR's discussion of health impacts associated with exposure to the named

³⁵ Clark Comments, pp. 10-12.

³⁶ *Sierra Club v. County of Fresno* (2018) 6 Cal.5th 502, 516.

³⁷ *Id.* at 518.

³⁸ *Id.* at 518–520; *Bakersfield Citizens for Local Control v. City of Bakersfield* (2004) 124 Cal.App.4th 1184.

³⁹ *Id.* at 1220.

pollutants was too general and the failure of the EIR to indicate the concentrations at which each pollutant would trigger the identified symptoms rendered the report inadequate.⁴⁰ Some connection between air quality impacts and their direct, adverse effects on human health must be made. As the Court explained, “a sufficient discussion of significant impacts requires not merely a determination of whether an impact is significant, but some effort to explain the nature and magnitude of the impact.”⁴¹ CEQA mandates discussion, supported by substantial evidence, of the nature and magnitude of impacts of air pollution on public health.⁴²

The failure to provide the information required by CEQA makes the meaningful assessment of potentially significant impacts impossible and is presumed to be prejudicial.⁴³ Challenges to an agency’s failure to proceed in the manner required by CEQA, such as the failure to address a subject required to be covered in an EIR or to disclose information about a project’s environmental effects or alternatives, are subject to a less deferential standard than challenges to an agency’s factual conclusions.⁴⁴ Courts reviewing challenges to an agency’s approval of a CEQA document based on a lack of substantial evidence will “determine de novo whether the agency has employed the correct procedures, scrupulously enforcing all legislatively mandated CEQA requirements.”⁴⁵

First the DEIR claims that emissions of toxic air contaminants (“TACs”) will be less than significant without including a detailed or quantitative HRA to disclose the adverse health impacts that will be caused by exposure to TACs from the Project’s construction and operational emissions. As a result, the DEIR fails to disclose the potentially significant health risk posed to nearby residents and children from TACs, and fails to mitigate it. Because the DEIR fails to include the necessary analysis disclosing the extent and severity of the Project’s health risk, and fails to compare the Project’s TAC emissions to applicable significance thresholds, the DEIR lacks substantial evidence to support its conclusion that the Project will not have significant health impacts from human exposure to diesel particulate matter (“DPM”) emissions generated during Project construction and operation.

⁴⁰ *Sierra Club*, at 521.

⁴¹ *Id.* at 519, citing *Cleveland National Forest Foundation v. San Diego Assn. of Governments* (2017) 3 Cal.5th 497, 514–515.

⁴² *Sierra Club*, 6 Cal.5th at 518–522.

⁴³ *Sierra Club v. State Bd. Of Forestry* (1994) 7 Cal.4th 1215, 1236–1237.

⁴⁴ *Vineyard Area Citizens for Responsible Growth, Inc. v. City of Rancho Cordova* (2007) 40 Cal.4th 412, 435.

⁴⁵ *Id.* (internal quotations omitted).

Second, one of the primary emissions of concern regarding the health effects of land development projects is DPM, which can be released during Project construction and operation. However, the DEIR failed to perform a quantitative assessment of the Project's DPM emissions, instead concluding that the Project's cancer risk from exposure to DPM would be less than significant based on the DEIR's conclusion that the Project's *criteria pollutant* emissions are less than significant.⁴⁶ When assessing pollution concentrations upon sensitive receptors, the SCAQMD has developed LSTs that are based on the number of pounds of emissions per day that can be generated by a project that would cause or contribute to adverse localized air quality impacts. For the Criteria Pollutants assessed under CEQA, this is correct. For TACs though, there are no LSTs, nor levels of significance based on the pounds per day. Instead, the determination of a significance threshold is based on a quantitative risk analysis that requires the City to perform a multistep, quantitative health risk analysis which was not done here.

Third, the DEIR concludes there will be no significant construction health risk because construction will only last 30 months, and cancer risk is calculated based on a 70-year exposure.⁴⁷ This is an incorrect assumption because exposure to TACs has acute health impacts and contributes to increased cancer risk from even short-duration exposures. OEHHA⁴⁸ guidance also sets a recommended threshold for preparing an HRA of a construction period of two months or more.⁴⁹ Construction of the instant Project will last at least 36 months, as the DEIR puts forth a timeline for construction of 2022 through 2025.⁵⁰ Human exposure to construction TACs during that time period may result in a significant, increased cancer risk which the DEIR fails to assess.

The DEIR's failure to quantify the health risk from DPM exposure is a failure to proceed in the manner required by law. CEQA expressly requires that an EIR discuss, inter alia, "health and safety problems caused by the physical changes"

⁴⁶ Clark Comments, pp. 4-5.; DEIR, p. IV.A-45.

⁴⁷ DEIR, IV.A-44.

⁴⁸ OEHHA is the organization responsible for providing recommendations and guidance on how to conduct health risk assessments in California. See OEHHA organization description, available at <http://oehha.ca.gov/about/program.html>.

⁴⁹ See "Risk Assessment Guidelines Guidance Manual for Preparation of Health Risk Assessments." OEHHA, February 2015, available at: http://oehha.ca.gov/air/hot_spots/hotspots2015.html ("OEHHA Guidance"), p. 8-18.

⁵⁰ DEIR, p. IV.A-52

resulting from the project.⁵¹ When a project results in exposure to toxic contaminants, this analysis requires a “human health risk assessment.”⁵² A detailed health risk analysis is necessary to determine how significant those impacts will be and if mitigation measures are sufficient to avoid risks to public health.

C. The DEIR Fails to Accurately Disclose and Mitigate Potentially Significant GHG Impacts

CEQA requires the lead agency to use scientific data to evaluate GHG impacts directly and indirectly associated with a project.⁵³ The analysis must “reasonably reflect evolving scientific knowledge and state regulatory schemes.”⁵⁴ In determining the significance of GHG emissions impacts, the agency must consider the extent to which the project may increase GHG emissions compared to the existing environmental setting and the “extent to which the project complies with regulations or requirements adopted to implement a statewide, regional, or local plan for the reduction or mitigation of greenhouse gas emissions.”⁵⁵

The DEIR claims that GHG emissions impacts will be less than significant because the Project is consistent with the LA Green New Deal, the 2008 Climate Change Scoping Plan, the 2017 California Climate Change Scoping Plan, and the 2020-2045 RTP/SCS.⁵⁶ For example, the DEIR claims consistency with Goal 5 of

⁵¹ 14 C.C.R. § 15126.2(a).

⁵² *Sierra Club*, 6 Cal.5th at 520; *Berkeley Keep Jets Over the Bay Com. v. Bd. of Port Comrs.* (“*Berkeley Jets*”) (2001) 91 Cal.App.4th 1344, 1369; *Bakersfield Citizens for Local Control v. City of Bakersfield* (2004) 124 Cal.App.4th 1184, 1219–1220 (CEQA requires that there must be some analysis of the correlation between the project's emissions and human health impacts).

⁵³ See 14 C.C.R. § 15064.4(a) (lead agencies “shall make a good-faith effort, based to the extent possible on scientific and factual data, to describe, calculate or estimate the amount of greenhouse gas emissions resulting from a project); 14 C.C.R. § 15064(d) (evaluating significance of the environmental effect of a project requires consideration of reasonably foreseeable indirect physical changes caused by the project); 14 C.C.R. § 15358(a)(2) (defining “effects” or “impacts” to include indirect or secondary effects caused by the project and are “later in time or farther removed in distance, but are still reasonably foreseeable” including “effects on air”); CEQA Guidelines, Appendix G, § VIII: Greenhouse Gas Emissions (stating agencies should consider whether the project would “generate greenhouse gas emissions, **either directly or indirectly**, that may have a significant impact on the environment.”) (emphasis added).

⁵⁴ 14 C.C.R. § 15064.4(b); see also *Cleveland National Forest Foundation v. San Diego Assn. of Governments* (2017) 3 Cal.5th 497, 504 (holding that lead agencies have an obligation to track shifting regulations and to prepare EIRs in a fashion that keeps “in step with evolving scientific knowledge and state regulatory schemes”).

⁵⁵ 14 C.C.R. § 15064.4(b)(1), (3).

⁵⁶ DEIR, p. IV.C-48

SCAG 2020-2045 which is to reduce GHG and improve air quality. This consistency claim, however, is inconsistent with the actual development of the Project, since the Project will create 6,258 MTCO₂E per year and suffers from the air quality issues described above.⁵⁷ The Project also claims consistency to reduce air pollution under the General Plan Policy 3.2, even though the Project did not perform an HRA, the Project is creating significant GHGs, and the Air Quality analysis is understated.⁵⁸ The City must correct these assumptions regarding the GHG analysis in a revised EIR.

D. The DEIR Fails to Accurately Disclose and Mitigate Potentially Significant Hazards and Hydrology Impacts

The City's analysis of the Project impacts from hazards and hazardous material is inadequate and unsupported. The DEIR relies on the Phase I and Phase II Environmental Site Assessment ("ESA") reports, which fail to perform the proper scope of sampling.⁵⁹ Dr. Clark found the City's reliance on the current level of sampling to be misplaced. The site may have significant contamination from its previous use as an auto repair shop and that sub-surface sampling could not occur due to the use of the garage, office building, and parking lot.⁶⁰ The DEIR fails to mention that those three areas make up a large majority of the entire Project site.

Additionally, as Dr. Clark notes project construction will require extensive earthmoving activities to excavate multiple levels of underground parking. Until the contamination onsite is further investigated, the City cannot conclude that the Project's impacts from hazards on the Project site are less than significant even with mitigation since it is unclear what needs to be mitigated. The City's assertion that hazards impacts are less than significant with mitigation is inherently false since *the City has not quantified the extent of the impact, and therefore uncertain the extent of mitigation that is required.*

This problem is further compounded after reviewing the DEIR's conclusions on Hydrology which concludes that due to the unexpected finding of groundwater at 78 feet (as opposed to the expected 84 feet), "Project impacts to surface or groundwater quality would be potentially significant without mitigation if

⁵⁷ DEIR, Appendix, p. I-2; I-33; I-34.

⁵⁸ DEIR, Appendix, p. I-9.

⁵⁹ Clark Comments, pp. 4-8.

⁶⁰ DEIR, p. IV.F-29.

hazardous soils conditions are encountered during construction.”⁶¹ Once again the DEIR relies on the mitigation measure HAZ-MM-1 to reduce the impact. However, without disclosing the extent of contamination, it is unclear whether HAZ-MM-1 will be effective. The Phase II subsurface investigation required by HAZ-MM-1 must be performed prior to approval. Failure to include this basic information violates CEQA’s requirement that an EIR meaningfully “evaluate existing conditions in order to assess whether a project could exacerbate hazards that are already present.”⁶²

The lack of information in the DEIR about the nature and extent Project’s soil contamination impacts is comparable to the lack of information in the EIR in *Sierra Club*. The EIR in *Sierra Club* contained “two segments of information – potential project emissions and human health impacts.”⁶³ It explained that ozone would be emitted by the Project and offered “a general discussion” of adverse health effects associated with exposure to Project-related pollutants.⁶⁴ However, the EIR failed to disclose how much ozone would be produced by the Project, and failed to describe the health effects related to that level of exposure.⁶⁵ The Court held that the EIR was inadequate as a matter of law because it failed to include a meaningful discussion of the impacts of exposure. Here, the DEIR similarly fails to disclose the full extent of subsurface contamination that will be released during Project construction and which requires remediation due to the purported inaccessibility of critical sampling locations at the Project site during DEIR preparation.⁶⁶ The DEIR lacks supporting evidence regarding its claim of inaccessibility, and in any case, CEQA does not allow the City to defer critical impact analysis to a post-approval phase of the Project. Without this information, neither the public nor the County’s decision makers can determine the extent of the Project’s hazardous materials impacts.⁶⁷

⁶¹ DEIR, p. IV.G-25.

⁶² *CBIA v. BAAQMD*, 62 Cal.4th at 388; *Sierra Club*, pp. 20-21 (“sufficient discussion of significant impacts requires not merely a determination of whether an impact is significant, but some effort to explain the nature and magnitude of the impact”)

⁶³ *Sierra Club*, p. 22.

⁶⁴ *Id.* at 19.

⁶⁵ *Id.* at 21.

⁶⁶ DEIR, p. IV.F-30.

⁶⁷ PRC section 21083(b)(3); *Sierra Club*, p. 21; *Ass’n for a Cleaner Env’t v. Yosemite Comty. College Dist.* (2004) 116 Cal.App.4th 629, 639–640; see also *Sundstrom v. County of Mendocino* (1988) 202 Cal.App.3d 296, 311.

E. The DEIR Fails to Accurately Disclose and Mitigate Significant Noise Impacts

The CEQA Guidelines require an DEIR to consider “whether a project would result in...[g]eneration of a substantial temporary or periodic increase in ambient noise levels in the vicinity of the project . . .”⁶⁸ The DEIR’s noise analysis fails to accurately disclose the Project’s noise impacts for several reasons.

1. The DEIR Fails to Disclose and Analyze the Extent of Noise Impacts During Both Construction and Operation

a) The DEIR’s Quantitative Analysis Fails to Describe Key Aspects Related to the Project Thus Resulting In Under-Estimates of Actual Noise Levels during Construction

CEQA does not set a numeric threshold for determining the significance of ambient noise increases. Lead agencies may select their own thresholds. The agency’s selection of a threshold of significance must be supported by substantial evidence.⁶⁹ As explained by Ms. Jue in her comments, when calculated correctly and compared to the DEIR’s thresholds, the Project’s noise impacts will be significant because the DEIR both underestimates some impacts and fails to disclose others.

The DEIR underestimates the noise levels from construction activities in one key respect by failing to account for the difference in paving noise baselines between paving a multi-story parking garage vs. a freeway. As Ms. Jue notes “[t]he paving activities that are provided in RCNM are intended for asphalt paving operations on a highway, and since the driving surface of parking garages are not typically constructed this way, it is possible that the noise estimates for “paving” provided in the DEIR are overly conservative.”⁷⁰

The DEIR’s failure to disclose how severe these noise impacts will be is an informational deficiency in the DEIR. By failing to disclose the full severity of noise

⁶⁸ CEQA Guidelines, Appendix G, Sec. XII(d).

⁶⁹ 14 C.C.R. § 15064(b); *King & Gardiner Farms, LLC v. County of Kern* (2020) 45 Cal.App.5th 814, 884.

⁷⁰ Jue Comments, p. 3.

impacts, the DEIR also fails to all feasible mitigation to reduce significant noise impacts.

b) The DEIR's Quantitative Analysis Fails to Describe Key Aspects Related to the Project Thus Resulting In Under-Estimates of Actual Noise Levels during Operation

The DEIR's operational noise analysis suffers from similar deficiencies as its construction analysis. For example, the operational analysis fails to consider two key considerations: (1) the Project contains a ground-level bar/lounge, but fails to analyze any noise stemming from these uses; and (2) the described HVAC equipment is not nearly large enough to serve the entire building. Ms. Jue notes that "a building this size often includes a water tower or air-cooled condenser fans with a typical sound rating of 85 PWL, and several make-up air fans as large as 40,000 CFM (90 PWL)" as opposed to the current single HVAC unit.⁷¹ The DEIR fails to describe or analyze the noise generating activities that these Project components will cause.

The DEIR's incomplete operational noise analysis creates confusion and results in a failure to disclose how severe the Project's operational noise impacts will be. The City should revise and recirculate the DEIR to include a complete operational noise analysis, and to require all feasible mitigation to reduce potentially significant operational noise impacts to the greatest extent feasible.

c) The DEIR Fails to Require All Feasible Mitigation Before Concluding That Construction Noise Will Be Significant And Unavoidable

The DEIR concludes that, even with the proposed mitigation of NOI-MM-1, construction noise impacts will remain significant and unavoidable.⁷² There are two separate problems with the DEIR's construction noise mitigation. First, the proposed mitigation is ineffective. Second, additional mitigation is required to reduce construction noise to the greatest extent feasible.

First, the proposed mitigation measure requires building sound walls on-site, but then suggests sound barriers built *at the sensitive receptors* who will be

⁷¹ Jue Comments, p. 4.

⁷² DEIR, p. IV.I-52.

affected by the noise without discussing whether these locations are feasible.⁷³ While the sound walls on the sensitive receptor structures are likely to help reduce noise at those locations, the City has not indicated whether the property owners at sensitive receptor locations would be open to building barriers at their sites. The City's reliance on 3rd parties' potential agreement to a mitigation measure is not enforceable. The City should require the Applicant to approach the receptors and gauge their willingness to agree to the mitigation before including it in the MMRP. Failure to do so creates an unenforceable mitigation measure since there is no certainty that the Applicant will be able to install noise barriers at off-site receptor locations without the agreement of the property owners and residents at those locations.

Second, the DEIR fails to propose all feasible mitigation measures. Ms. Jue notes that the Project could do all of the following to reduce noise impacts and that each of these should be feasible for the given Project:⁷⁴

1. Require a noise control plan that will require specifics on where stationary equipment and portable shields will be located.
2. The use of specific "quiet" equipment, such as generators, electric tools, excavators, etc. that achieve substantially lower levels than those used in the noise analysis and that this plan will require those products.
3. Require time of day restrictions and other feasible measures that would reduce the level and duration of noise impacts at affected receptors.

The DEIR concludes that construction noise impacts are significant and unavoidable. Therefore, the DEIR must adopt all feasible mitigation measures to reduce construction noise impacts to the greatest extent feasible, including but not limited to those recommended by Ms. Jue.⁷⁵ The DEIR's failure to implement all feasible mitigation measures to reduce construction noise impacts before declaring them significant and unavoidable is a separate CEQA violation.

V. THE DEIR FAILS TO ADEQUATELY ANALYZE THE PROJECT'S CUMULATIVE IMPACTS

⁷³ DEIR, p. IV.I-52

⁷⁴ Jue Comments, pp. 3-4.

⁷⁵ *Covington*, 43 Cal.App.5th at 883.

CEQA requires the lead agency to include a reasonable and good faith analysis of cumulative impacts in an EIR. The analysis must be sufficiently detailed to correspond to the severity of the impact and the likelihood that it will occur. While an EIR may provide less detail in its cumulative impact analysis than for project-specific effects, the discussion must provide sufficient specificity to enable the agency to make findings that a project will, or will not, have a significant cumulative impact where the possible effects of the project are “individually limited but cumulatively considerable.”

A. The DEIR Fails to Evaluate Cumulative Air Quality Impacts

CEQA requires analysis of cumulative impacts, defined as “two or more individual effects which, when considered together, are considerable.” Such impacts may “result from individually minor but collectively significant projects taking place over a period of time.” Cumulatively considerable means that “the incremental effects of an individual project are significant when viewed in connection with the effects of past projects, the effects of other current projects, and the effects of probable future projects.” CEQA Guidelines section 15130(b)(1) provides two options for analyzing cumulative impacts: (A) list “past, present, and probable future projects producing related or cumulative impacts, including, if necessary, those projects outside the control of the agency, or” (B) summarize “projection contained in an adopted local, regional or statewide plan, or related planning document that describes or evaluates conditions contributing to the cumulative effect.” “When relying on a plan, regulation or program, the lead agency should explain how implementing the particular requirements in the plan, regulation or program ensure that the project's incremental contribution to the cumulative effect is not cumulatively considerable.”

The DEIR neglects to consider the amount of emissions associated with the cumulative projects in the vicinity of the Project. As a result, the DEIR fails to evaluate the severity of the Project’s cumulative impacts on air quality, GHGs, or noise. These omissions are particularly glaring given that the DEIR itself identified 74 other related cumulative projects near the Project site.

The law is clear that individually insignificant incremental contributions to air pollution are part of a cumulatively considerable impact requiring analysis in an EIR. In *Kings County Farm Bureau v. City of Hanford*, the City of Hanford prepared an EIR for a 26.4-megawatt coal-fired cogeneration plant. Notwithstanding the fact that the EIR found that the project region was out of

attainment for PM10 and ozone, the City failed to incorporate mitigations for the project's cumulative air quality impacts from project emissions because it concluded that the Project would contribute "less than one percent of area emissions for all criteria pollutants." The Court held that it was an error for the City to not take into account the nonattainment with air quality standards. Regarding ozone, the Court reasoned that "[t]he relevant question to be addressed in the EIR is not the relative amount of [ozone] precursors emitted by the project when compared with preexisting emissions, but whether any additional amount of precursor emissions should be considered significant in light of the serious nature of the ozone problems in this air basin." In addition, the Court generally held that the EIR improperly sidestepped the cumulative impacts analysis when it "focused on the individual project's relative effects and omitted facts relevant to an analysis of the collective effect this and other sources will have upon air quality."

Here, the DEIR acknowledges that the SCAQMD is in nonattainment for state air quality standards for O3, PM2.5, and PM10. Given these background conditions, even marginal contributions of O3, PM2.5, and PM10 from the Project and other projects in the vicinity can have a significant cumulative effect of exacerbating the already serious nonattainment of air quality standards. Under *Kings County*, the Project's small and incremental contribution to air pollution in the SCAB must be understood in the context of poor air quality that currently exists. Yet the DEIR does not even mention O3, PM2.5, and PM10 in its discussion of Cumulative Impacts. The DEIR must be revised to consider the circumstances of the O3, PM2.5, and PM10 problem in the region in conjunction with the cumulatively considerable air quality effects from the Project, which is a new source of O3, PM2.5, and PM10 emissions in the SCAB.

VI. THE CITY LACKS SUBSTANTIAL EVIDENCE TO APPROVE THE PROJECT'S LOCAL LAND USE PERMITS AND THE VESTING TENTATIVE MAP

The Project requires a number of discretionary entitlements and related approvals under local City plans and codes, including a General Plan Amendment to modify the Central City North Community Plan to change the land use designation from Heavy Industrial to Regional Center Commercial pursuant to Section 555 of the City Charter and LAMC section 11.5.6; a Vesting Zone Change from M3 Zone to C2 Zone pursuant to LAMC section 12.32 F and Q; a Height District change from the existing Height District 1 to Height District 2, pursuant to LAMC § 12.32F; a Main Conditional Use Permit to permit the sale of full line

alcoholic beverages within six restaurants and bars, pursuant to LAMC § 12.21 W.1; Site Plan Review for a project that results in an increase of 50,000 gross square feet or more of nonresidential uses, pursuant to LAMC § 16.05; and a Vesting Tentative Tract Map pursuant to LAMC § 17.03 and 17.15.⁷⁶

Each permit requires the City to make findings regarding land use consistencies and/or environmental factors. As discussed herein, there is substantial evidence supporting a fair argument that the Project has potentially significant, unmitigated impacts on air quality, GHG, hazards, and noise that the DEIR fails to accurately disclose and fails to mitigate to less than significant levels. These unmitigated impacts create inconsistencies with several of the permits required for the Project.

Where a local or regional policy of general applicability, such as an ordinance, is adopted to avoid or mitigate environmental effects, a conflict with that policy constitutes a significant land use impact and, in itself, indicates a potentially significant impact on the environment.⁷⁷ A project's inconsistencies with local plans and policies also constitute significant impacts under CEQA.⁷⁸ The City must recirculate the DEIR to adequately disclose and mitigate the significant land use impacts discussed below.

A. General Plan Amendment, Vesting Zone Change, and Height District Change

The Project Applicant is seeking a General Plan Amendment to change the land use designation from Heavy Industrial to Regional Center Commercial.⁷⁹ Additionally, the Applicant is seeking a Vesting Zone Change from M3 Zone to C2 Zone pursuant to LAMC section 12.32 F and Q. Lastly Footnote 1 of the Central City North Community Plan limits the Project Site to Height District No. 1. Footnote 6 states that development exceeding an FAR of 1.5:1 up to 3:1 on properties designated as Height District No.1 may be permitted through a Zone Change Height District Change procedure, including environmental clearance. The requested Zone Change Height District Change would modify both footnotes to include the proposed boundaries and development standards of the Project.

⁷⁶ MND, p. 50.

⁷⁷ See, *Pocket Protectors v. Sacramento* (2005) 124 Cal.App.4th 903.

⁷⁸ *Endangered Habitats League, Inc. v. County of Orange* (2005) 131 Cal.App.4th 777, 783-4, 32 Cal.Rptr.3d 177; see also, *County of El Dorado v. Dept. of Transp.* (2005) 133 Cal.App.4th 1376.

⁷⁹ DEIR, p. II-34.

With the approval of the Height District Change, the allowable FAR would increase from 1.5:1 to 6:1 resulting in a massive increase in potential FAR. The Project would create approximately 343,925 new square feet of developed floor area using all allowed space resulting in a total FAR of 6:1.

The General Plan Amendment would result in a permanent change that impacts the entire Community Plan Area and is not limited to the Project site. The General Plan Amendment would result in a higher FAR allowed in the Central City North Community Plan with a Height District Change than is currently allowed under Footnotes 1 and 6. Higher floor area ratios result in denser construction. Additionally, the change from Heavy Industrial to Regional Commercial Center reduces areas where traditional industrial use can operate. The DEIR lacks analysis of the impacts that the General Plan Amendment would have from increased development density and associated environmental and public health impacts that would result in the Central City North Community Plan Area authorizing a higher FAR and change from Heavy Industrial to Regional Commercial Center.

The DEIR also lacks substantial evidence to demonstrate that the Project satisfies the mandatory requirements for approving a General Plan Amendment. Under Section 556 of the City Charter, in order to amend the General Plan, the “City Planning Commission and the Council shall make findings showing that the action is in substantial conformance with the purposes, intent, and provisions of the General Plan.”⁸⁰ “Once a general plan is in place, it is the province of elected city officials to examine the specifics of a proposed project to determine whether it would be ‘in harmony’ with the policies stated in the plan.”⁸¹ It is the role of the City to determine the Project’s consistency with the General Plan, not to make the General Plan consistent with the Project.

Here, the proposed Project violates the existing General Plan, thus necessitating a General Plan Amendment to allow the Project to proceed. The DEIR lacks a detailed analysis of the impacts associated with the increased density that would be authorized by the Project’s increased FAR, and lacks an analysis of the impacts associated with the incremental increases in density that could subsequently be authorized under subsequent Height District Changes in the Central City North Community Plan once Footnotes 1 and 6 are amended to

⁸⁰ City of Los Angeles Charter § 556.

⁸¹ *California Native Plant Society v. City of Rancho Cordova* (2009) 172 Cal.App.4th 603, 638.

authorize FAR of up to 4.5:1. Impacts associated with an increased residential and commercial density that should have been analyzed in the Project's CEQA document include increased air quality impacts, noise, transportation impacts, and impacts on public services, to name a few. A recirculated DEIR is required to analyze and mitigate the full extent of the Project's impacts from the proposed General Plan Amendment.

Finally, the DEIR fails to include evidence that would support the approval of a General Plan amendment pursuant to LAMC Section 11.5.6(B). Pursuant to this section, the LAMC would not restrict the adoption of a General Plan Amendment which provides for an exclusively local workforce at the prevailing wage and provides affordable housing.⁸² Since the DEIR lacks evidence demonstrating that these factors will be met, the General Plan amendment is not clearly eligible for approval under the LAMC.

The City failed to adequately analyze and mitigate the impacts associated with nonconformance with the existing General Plan and the City failed to analyze potentially significant impacts associated with this General Plan Amendment, in violation of CEQA. The City must prepare an EIR to adequately analyze and mitigate all impacts associated with the General Plan Amendment and Height District Change.

B. Main Conditional Use Permit Approval for the Sale of Alcohol

The Project must secure approval pursuant to LAMC Section 12.24-W,1 for the sale and dispensing of alcoholic beverages for on-site consumption for up to 6 establishments.⁸³ Section 12.24-W,1, however, requires that the Zoning Administrator shall find, among other things, that that the proposed use "will not adversely affect the welfare of the pertinent community."⁸⁴

The potential impacts of noise on neighboring residences from establishments serving alcohol can be significant. Noise from boisterous patrons and music being played on the Project Site will likely have an impact on the residences at 428 S. Hewitt St. and other sensitive receptors and could impact residences' interiors since windows have poor low-frequency attenuation. The resulting noise from these

⁸² LAMC § 11.5.6(B)(2), (3).

⁸³ DEIR, II-34.

⁸⁴ LAMC Section 12.24.W.1(a)(1).

activities may require mitigation to reduce adverse impacts on neighboring residents.

The DEIR fails to disclose whether the Project anticipates the use of sound systems, alcohol on balconies, and other sources of significant noise impacts, and fails to analyze whether the establishments serving alcohol will adversely affect the welfare of the pertinent community. The DEIR thus does not provide substantial evidence to support the required findings that must be made for approval of a Main Conditional Use Permit for the sale and dispensing of alcohol to be consumed at the site. The City must recirculate the DEIR and adequately analyze and mitigate impacts associated with alcohol sales on the Project site.

C. The City Cannot Make the Required Findings for a Vesting Tentative Map Due to the Substantial Environmental Damage Caused By the Project

The Subdivision Map Act (“SMA”) provides guidance as to the findings that the agency must make when approving a tentative map, and requires agencies to deny map approval if the project would result in significant environmental or public health impacts.

Government Code, section 66474, provides:

A legislative body of a city or county shall deny approval of a tentative map, or a parcel map for which a tentative map was not required, if it makes any of the following findings:

- (a) That the proposed map is not consistent with applicable general and specific plans as specified in Section 65451.
- (b) That the design or improvement of the proposed subdivision is not consistent with applicable general and specific plans.
- (c) That the site is not physically suitable for the type of development.
- (d) That the site is not physically suitable for the proposed density of development.

(e) That the design of the subdivision or the proposed improvements are likely to cause substantial environmental damage or substantially and avoidably injure fish or wildlife or their habitat.

(f) That the design of the subdivision or type of improvements is likely to cause serious public health problems.

(g) That the design of the subdivision or the type of improvements will conflict with easements, acquired by the public at large, for access through or use of, property within the proposed subdivision. In this connection, the governing body may approve a map if it finds that alternate easements, for access or for use, will be provided, and that these will be substantially equivalent to ones previously acquired by the public. This subsection shall apply only to easements of record or to easements established by judgment of a court of competent jurisdiction and no authority is hereby granted to a legislative body to determine that the public at large has acquired easements for access through or use of property within the proposed subdivision.

Furthermore, where an EIR has been prepared and demonstrates that there will be significant and unavoidable environmental impacts, a Vesting Tentative Map (“VTM”) can be certified only if the decision-makers issue a statement of overriding considerations, per Government Code, section 66474.01:

Notwithstanding subdivision (e) of Section 66474, a local government may approve a tentative map, or a parcel map for which a tentative map was not required, if an environmental impact report was prepared with respect to the project and a finding was made pursuant to paragraph (3) of subdivision (a) of Section 21081 of the Public Resources Code that specific economic, social, or other considerations make infeasible the mitigation measures or project alternatives identified in the environmental impact report.

Government Code, section 66474, subsections (e) and (f) implicate CEQA, and prohibit decision-makers from approving a tract map where the project is “likely to cause substantial environmental damage” or “cause serious public health problems.” And the City is unable to make a statement of overriding considerations for the Project under CEQA because the City has not mitigated the Project’s construction noise impacts to the greatest extent feasible, and has not demonstrated that the

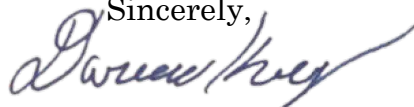
Project's benefits outweigh its costs, including providing employment opportunities for highly trained workers.

Here, approval of the project is likely to cause substantial impacts on air quality, public health, and noise. The City's decision-makers therefore cannot make the necessary SMA findings based on the record before it. The City must correct the errors in the DEIR, adopt adequate mitigation measures to reduce impacts to less than significant levels, and must provide substantial evidence supporting the Project's proposed statement of overriding considerations to address the Project's outstanding, unmitigated significant impacts before the City can approve the VTTM.

VII. CONCLUSION

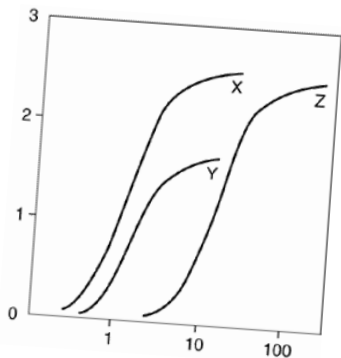
For the reasons discussed above, the DEIR for the Project remains wholly inadequate under CEQA. It must be thoroughly revised to provide legally adequate analysis of, and mitigation for, all of the Project's potentially significant impacts. These revisions will necessarily require that the DEIR be recirculated for public review. Until the DEIR has been revised and recirculated, as described herein, the City may not lawfully approve the Project.

Thank you for your attention to these comments. Please include them in the record of proceedings for the Project.

Sincerely,

Darien Key

Attachments
DKK:acp

ATTACHMENT A



Clark & Associates

Environmental Consulting, Inc.

OFFICE

12405 Venice Blvd
Suite 331
Los Angeles, CA 90066

PHONE

310-907-6165

FAX

310-398-7626

EMAIL

jclark.assoc@gmail.com

July 11, 2022

Adams Broadwell Joseph & Cardozo
601 Gateway Boulevard, Suite 1000
South San Francisco, CA 940804

Attn: Mr. Darien Key

**Subject: Comments On Draft Environmental Impact Report For
4th and Hewitt Project, Los Angeles, California,
Environmental Case: ENV-2017-470-EIR, State
Clearinghouse Number 2017091054**

Dear Mr. Key:

At the request of Adams Broadwell Joseph & Cardozo (ABJC), Clark and Associates (Clark) has reviewed materials related to the 2022 City of Los Angeles (the City) DEIR of the above referenced project.

Clark's review of the materials in no way constitutes a validation of the conclusions or materials contained within the plan. If we do not comment on a specific item this does not constitute acceptance of the item.

The 4th and Hewitt Project would involve the demolition of an existing office building, two storage/garage buildings, and surface parking lots, and the construction of an 18-story office building (Office Building). The Project would total approximately 343,925 square feet of gross floor area, comprised of an existing 7,800-square-foot building and the new approximately 336,125-square-foot Office Building, which would include approximately 8,149 square feet of ground floor restaurant space, 311,682 square feet of commercial office space, and 16,294 square feet of office exterior common areas. The Project would also include a landscaped outdoor courtyard on Colyton Street. The ground floor would include 112 bicycle parking spaces (40 short-term spaces and 72 long-term spaces), as well as amenities, such as showers and a bicycle repair area. Vehicle parking spaces would be provided within three

subterranean levels and on the 2nd through 5th floors of the Office Building. Office space would comprise the 6th through 17th floors, and office and mechanical equipment would comprise the 18th floor and rooftop level. In addition to the ground floor courtyard and passageway, outdoor amenity spaces, including balconies, and/or decks, would be provided on the 6th through 16th floors for commercial tenants. The Office Building would have a maximum height of 292 feet to the top of the parapet. The Project's proposed floor area ratio would be approximately 6:1.

According to the DEIR,

“The Project Site is located in the Arts District area of the City of Los Angeles (City), within the Central City North Community Plan (Community Plan) area, located in Downtown Los Angeles (DTLA) and bounded by the Los Angeles River to the east; the City of Vernon to the south; Alameda Street, Cesar Chavez Avenue, Sunset Boulevard, and Marview Avenue to the west; and Stadium Way, Lilac Terrace, and North Broadway to the north. The Community Plan area is surrounded by the communities of Silver Lake-Echo Park Elysian Valley, Central City, Boyle Heights, and Northeast Los Angeles.¹ As defined by the Historic Core Neighborhood Council, the Arts District is generally bounded by 1st Street to the north, Alameda Street to the west, the Los Angeles River to the east, and 7th Place/Violet Street to the south.^{2,3}

The Project Site is 1.31 acres in size and is generally bounded by Colyton Street to the west, East 4th Street to the north, South Hewitt Street to the east, and various industrial and commercial uses to the south. The Project Site is currently occupied by an existing 7,800-square-foot building formerly occupied by the A+D Museum at the southeast corner of Colyton Street and East 4th Street, which is currently vacant. This building would remain in place with the Project. A storage space for the 7,800-square-foot building (located southeast of the in a separate 1,000-square foot structure), a one-story office structure that fronts South Hewitt Street and related garage/storage space (6,030 square feet combined), and associated surface parking lots (approximately 39,751 square feet) are also located on the Project Site but would be demolished as part of the Project.”

¹ City of Los Angeles Department of City Planning. 2000. Central City North Community Plan Update. Adopted December 15.

² Los Angeles River Artist and Business Association. Arts District Boundary Map. Available at: <http://laraba.org/arts-district-boundarymap/>.

³ Los Angeles River Artist and Business Association. Arts District History. Available at: <https://laraba.org/arts-district-history/>.

1. Air quality;
2. Greenhouse gases (GHG) emissions; and
3. Hazards and hazardous materials

The DEIR summarizes the impacts of each of these concerns in Table I-1. For air quality analysis of the project, the impacts are assumed to be less than significant, even for exposure to toxic air contaminants.

Table I-1
Summary of Environmental Impacts

Environmental Issue ^a	Project Impact
Air Quality	
Air Quality Plan Consistency	Less than Significant
Regional Emissions	
Construction	Less than Significant
Operation	Less than Significant
Sensitive Receptors	

4th and Hewitt Project
Draft Environmental Impact Report

City of Los Angeles
May 2022

I-11

I. Introduction and Executive Summary

Environmental Issue ^a	Project Impact
Construction	
Localized Significance Thresholds	Less than Significant
Toxic Air Contaminants	Less than Significant
Operation	
Localized Significance Thresholds	Less than Significant
Micro-Scale Impacts (Carbon Monoxide Hot Spots)	Less than Significant
Toxic Air Contaminants	Less than Significant
Cumulative Air Quality Impacts	Less than Significant

For the greenhouse gas analysis of the project, the impacts are assumed to be less than significant,

Environmental Issue^a	Project Impact
Paleontological Resources	Less than Significant
Cumulative Geology and Soils	
Geology and Soils	Less than Significant
Paleontological Resources	Less than Significant
Greenhouse Gas Emissions	
Project Consistency with Applicable Plans and Policies	Less than Significant
GHG Emissions Quantification	
Construction	Less than Significant
Operation	Less than Significant
Cumulative Greenhouse Gas Emissions Impacts	Less than Significant
Hazards and Hazardous Materials	
Transport, Use, or Disposal of Hazardous Materials	
Construction	Less than Significant
Operation	Less than Significant
Upset and Accident Conditions – Methane	
Methane	Less than Significant
Soil Conditions	Less than Significant with Mitigation
Hazardous Building Materials	Less than Significant
Emissions or Handling of Hazardous Materials within One-Quarter Mile of a School	No Impact
Section 65962.5 List of Sites	No Impact
Impairment of Emergency Response Plan or Emergency Evacuation Plan	Less than Significant
Cumulative Hazards and Hazardous Materials Impacts	
Routine Handling of Hazardous Materials	Less than Significant
Risk of Upset and Accident Conditions	Less than Significant
Hazards to Schools in the Project Vicinity	No Impact
Hazards Associated with Designated Hazardous Sites	Less than Significant
Hazards and Hazardous Materials Emergency Plan Consistency	Less than Significant

While the hazards section of the DEIR states that the impacts are less than significant the DEIR goes on to state that mitigation measures will have to be implemented onsite. The mitigation measures outlined in the DEIR for hazardous wastes include:

HAZ-MM-1 Following demolition of on-site structures and prior to redevelopment of the Project Site, the Applicant shall retain a qualified environmental professional to perform a Supplemental Phase II Subsurface Site Investigation. The Supplemental Phase II Subsurface Site Investigation shall focus on soils in those areas that were identified as inaccessible during the Phase II Subsurface Site Investigation: the areas of the on-site wastewater clarifier, auto repair floor pit, and wastewater separator

structures. In addition, due to the low level of petroleum hydrocarbons reported at B2 at 10 feet below ground surface (bgs), the Supplemental Phase II Subsurface Site Investigation shall also include the area of the former truck wash rack. In the event that soils contaminated by petroleum products or other hazardous chemicals are encountered during the investigation, a qualified environmental professional shall be retained to oversee the proper characterization and disposal of waste and remediation of impacted soil and/or materials, as necessary.

HAZ-MM-2 Prior to the commencement of soil-disturbing activities, the Applicant shall retain a qualified environmental professional to prepare a Soil Management Plan for review and approval by the City of Los Angeles Department of Building and Safety. Soil-disturbing activities include excavation, grading, trenching, utility installation or repair, and other human activities that may potentially bring contaminated soil to the surface. The approved Soil Management Plan shall be implemented during soil-disturbing activities on the Project Site and shall establish policies and requirements for the testing, management, transport, and disposal of soils. The Soil Management Plan shall describe specific soil-handling controls required to assure compliance with local, State and federal overseeing agencies, as well as to prevent unacceptable exposure to contaminated soil and prevent the improper disposal of contaminated soils, if encountered.

The vague nature of the HAZ-MM-2 must be clarified by the City. Given the nature of the project (mixed residential and commercial end use) the appropriate mitigation level would be driven by the most sensitive receptor on site (the residential exposure scenario). Since the lateral and vertical extent of the chemical contamination on site has yet to be defined, it is a priority that the extent of testing (number of samples per ton of soil excavated, types of testing to be performed, the turn-around-time (TAT) for testing, and method for storing chemically impacted materials must be defined *a priori* to insure that worker and residents near the site are not unintentionally exposed to contaminated soils prior to treatment or removal of the soils. The logical conclusion from the list of mitigation measures provided in the DEIR clearly is that there is an unknown risk at the site which has never been fully evaluated.

Emergency Plan Consistency	
Hydrology and Water Quality	
Water Quality Standards, Waste Discharge Requirements, and Surface or Groundwater Quality Degradation	
Construction	Less than Significant with Mitigation (refer to Hazards and Hazardous Materials Mitigation)
Operation	Less than Significant
Groundwater Supply and Recharge	
Construction	Less than Significant
Operation	Less than Significant
Drainage Pattern Alteration	
Erosion or Siltation	
Construction	Less than Significant
Operation	Less than Significant
Runoff Rate and On- and Off-Site Flooding	
Construction	Less than Significant
Operation	Less than Significant
Runoff and Stormwater Drainage System Capacity	
Construction	Less than Significant

I. Introduction and Executive Summary

Environmental Issue ^a	Project Impact
Operation	Less than Significant
Release of Pollutants due to Inundation	Less than Significant
Conflicts with Water Quality Control Plans or Sustainable Groundwater Management Plan	Less than Significant
Construction	Less than Significant with Mitigation (refer to Hazards and Hazardous Materials Mitigation)
Operation	Less than Significant
Cumulative Hydrology and Water Quality Impacts	
Surface Water Quality	Less than Significant
Groundwater Quality	Less than Significant
Surface Water Hydrology	Less than Significant
Groundwater Hydrology	Less than Significant

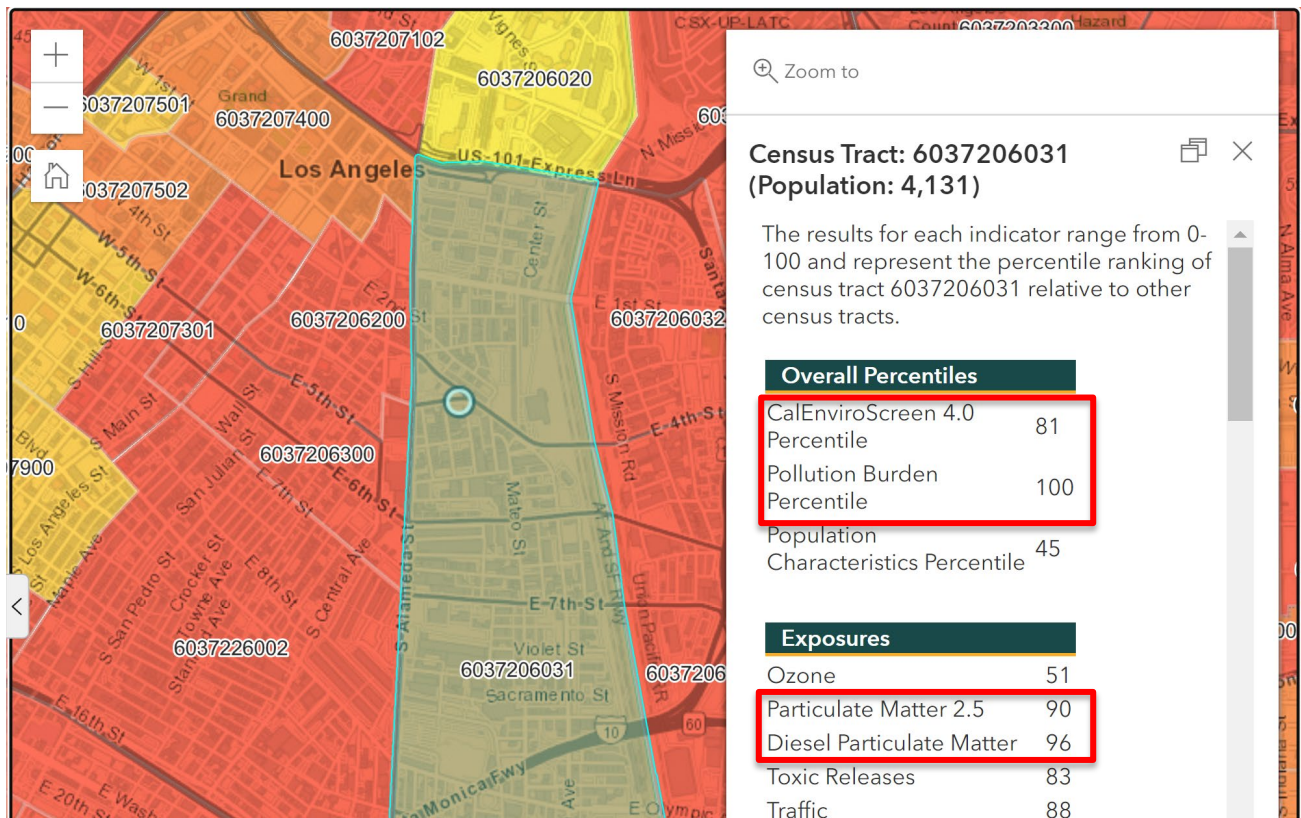
This failure to analyze for the risk from residual chemicals on concern (COCs) carries over into the analysis of hydrology for the project site. Since there will be residual COCs in the soils, water

infiltrating into excavations at the Project site will become impacted with the COCs. Therefore the workers on site must be informed that they are working in a potentially hazardous environment and will require additional characterization before materials (soil and water) can be removed from the site. The City cannot defer this analysis to after Project approval. The City must quantify the full extent of subsurface contamination at the Project site and fully address and mitigate the hazardous waste issue onsite prior to approving any DEIR.

Specific Comments:

1. The DEIR Fails To Assess The Cumulative Air Quality and Public Health Impacts Of The Project On The Heavily Impacted Portion Of Los Angeles In Which the Project Would Be Located.

The DEIR describes the individual impacts of the project, but does not attempt to assess the cumulative air quality and public health impacts of the 4th and Hewitt Project resulting from human exposure to increased levels of toxic air contaminants (TACs). The analysis performed is inadequate for assessing the cumulative impacts which must be addressed in an environmental impact report. Using the Office of Environmental Health and Hazard Assessment's (OEHHA's) California Communities Environmental Health Screening Tool Version 4.0 (CalEnviroScreen) it is possible to assess the existing concerns for the census tract in which the project is located.



The location of the proposed project is in a census tract located within the top 19 percent for Pollution Burden according to the CalEnviroScreen 4.0. According to the CalEnviroScreen analysis, the census tract for the Project location, census tract 6037206031, has a higher pollution burden than 81% of the census tracts in California.

Based on the existing toxic diesel particulate matter (DPM) emission sources, which include existing industrial uses and vehicular traffic along State Route 101 (the Hollywood Freeway), the census tract in which the Project would be located is in the top 4% in California from DPM impacts. The community is therefore considered a disadvantaged community.⁴ Increasing the number of DPM sources within the community via the construction phase of the project will increase the Pollution Burden on the community, placing an even greater health burden on the community. This is a significant cumulative health impact which should have been disclosed in the DEIR. The City should revise its analysis and present it in a revised EIR.

⁴ According to Senate Bill 535, a disadvantaged community is identified by the California Environmental Protection Agency (CalEPA) as any community in the 25% highest scoring census tracts using results of the California Communities Environmental Health Screening Tool.

2. The Air Quality Analysis Is Flawed Since It Fails To Present A Baseline Measurement Of Emissions From Available Construction Equipment.

A review of the Air Quality Analysis presented in Appendix B of the DEIR clearly demonstrates that the City has failed to perform a baseline analysis of emissions from the Project construction phase without including the use of a Project Design Feature (PDF) to mitigate the overall emissions. In response to the potential for air quality concerns the City created AQ-PDF-1 that states “All diesel-powered equipment utilized on-site during the construction period will meet, at a minimum, United States Environmental Protection Agency Tier 4 emission reduction technology for nonroad diesel engines.” AQ-PDF-1 is reflected in the CALEEMOD analysis of the project that assumed only the use of Tier 4 equipment.

The City’s analysis changes the baseline conditions of the Project emissions by substituting the use of available equipment with Tier 4 equipment,

4th and Hewitt Project MXD-TDM - Los Angeles-South Coast County, Summer

tblConstEquipMitigation	NumberOfEquipmentMitigated	0.00	1.00
tblConstEquipMitigation	NumberOfEquipmentMitigated	0.00	2.00
tblConstEquipMitigation	NumberOfEquipmentMitigated	0.00	8.00
tblConstEquipMitigation	Tier	No Change	Tier 4 Final
tblConstEquipMitigation	Tier	No Change	Tier 4 Final
tblConstEquipMitigation	Tier	No Change	Tier 4 Final
tblConstEquipMitigation	Tier	No Change	Tier 4 Final
tblConstEquipMitigation	Tier	No Change	Tier 4 Final
tblConstEquipMitigation	Tier	No Change	Tier 4 Final
tblConstEquipMitigation	Tier	No Change	Tier 4 Final
tblConstEquipMitigation	Tier	No Change	Tier 4 Final

There are two types of Tier 4 engines – Tier 4 “Interim” and Tier 4 “Final.” Tier 4 emissions standards were phased in by the Cal. Air Resources Board (“CARB”) from 2011-2015.⁵ The 2011 standards are referred to as ‘Tier 4 Interim,’ while the 2015 limits represent “Tier 4 Final” standards.⁶ Tier 4 Interim equipment is less efficient and has higher emissions than Tier 4 Final equipment. While Tier 4 Final equipment achieves 90% PM/DPM reductions (the air pollutants responsible for the Project’s cancer risk), Tier 4 Interim has higher PM/DPM emissions (reducing PM/DPM by just 50-85%).⁷

MM AQ-2 simply requires the use of “Tier 4” equipment. The Proponent could therefore use Tier 4 Interim equipment and still comply with AQ-PDF-1. However, the DEIR’s emissions modeling relies on the use of “Tier 4 Final” equipment. The DEIR therefore assumes, without supporting evidence or a binding mitigation measure, that the Proponent would use exclusively Tier 4 Final construction equipment for the Project. This assumption is unsupported, and results in both PM and DPM emissions being underestimated. This calculation error must be corrected in a revised EIR

Additionally, the DEIR assumes that Tier 4 equipment is available for all off-road equipment used on site during the construction phase of the project, without demonstrating that procuring Tier 4 equipment will be feasible. While Tier 4 equipment is available for purchase, it is new technology that is more costly than older technologies and has less availability. The DEIR lacks supporting evidence to demonstrate that the Proponent has, or will be able to, procure Tier 4 equipment for Project construction.

The City is obliged to first provide an analysis of emissions based on available equipment and the most likely emissions that will be produced. Based upon a review of public records of the California Air Resources Board’s (CARB) Diesel Off-Road Online Reporting System (DOORS), it is evident that the availability of Tiered construction equipment is highly dependent on the type of equipment. Using the CALEEMOD analysis supplied in Appendix to the IS/MND, the availability of

⁵ See EPA final rule: <https://www.epa.gov/regulations-emissions-vehicles-and-engines/final-rule-control-emissions-air-pollution-nonroad-diesel> and <https://www.gpo.gov/fdsys/pkg/FR-2004-06-29/pdf/04-11293.pdf>; see 40 Code Fed. Regs. § 1039.102 (describing passed-in Tier 4 PM reductions).

⁶ Id.

⁷ See <https://dieselnet.com/standards/us/nonroad.php#tier4>; see EPA Final Rule, p. 38977 (“We expect in use PM reductions for these engines of over 50% (and large reductions in toxic hydrocarbons as well) over the five model years this standard would be in effect (2008–2012).”).

the specific pieces of construction equipment required for the Project (highlighted in yellow) across the state are identified in Table 1 below.

Table 1: Percent of Equipment in California DOORS Database by Emission Tier Level

Equipment Type (> 50 hp)	U.S. EPA Emission Tier Level						Percent Total Meeting Requirement MM AQ-2
	T0	T1	T2	T3	T4F	T4I	
Aerial Lifts	1.63%	4.67%	14.86%	4.08%	48.64%	26.12%	74.76%
Boom	0.15%	0.77%	5.22%	1.59%	76.20%	16.06%	92.26%
Bore/Drill Rigs	11.53%	15.42%	16.86%	21.76%	17.72%	14.34%	32.06%
Bucket	8.33%	18.33%	10.00%	6.67%	33.33%	23.33%	56.67%
Concrete Mixer	0.00%	0.00%	0.00%	14.29%	85.71%	0.00%	85.71%
Concrete Pump	1.30%	7.79%	40.26%	1.30%	32.47%	16.88%	49.35%
Crane 35ton or more	5.57%	4.41%	5.37%	18.81%	37.62%	27.45%	65.07%
Crane less than 35ton	20.37%	2.47%	6.79%	12.35%	38.27%	19.75%	58.02%
Cranes	27.84%	11.49%	9.13%	26.60%	10.82%	11.80%	22.62%
Crawler Tractors	26.56%	13.31%	13.11%	13.70%	22.39%	10.93%	33.32%
Crushing/Processing Equipment	0.00%	0.78%	2.34%	14.06%	74.22%	8.59%	82.81%
Drill Rig	7.09%	4.14%	8.86%	12.56%	45.79%	17.87%	63.66%
Drill Rig (Mobile)	11.51%	8.71%	11.51%	17.26%	30.95%	14.77%	45.72%
Excavators	5.24%	8.34%	13.95%	7.29%	48.67%	16.50%	65.17%
Forklifts	9.57%	10.57%	13.82%	7.99%	40.45%	17.46%	57.91%
Garbage Refuse	0.00%	0.00%	8.70%	8.70%	43.48%	39.13%	82.61%
Garbage Transfer	0.00%	0.00%	0.00%	33.33%	66.67%	0.00%	66.67%
Graders	29.78%	14.12%	12.89%	15.27%	17.40%	10.52%	27.92%
Hopper Tractor Trailer	0.00%	0.00%	0.00%	0.00%	50.00%	50.00%	100.00%
Mower	2.44%	7.27%	13.58%	1.10%	54.40%	21.22%	75.62%
Nurse Rig Aircraft Supply	0.00%	0.00%	0.00%	0.00%	100.00%	0.00%	100.00%
Nurse Rig Other	0.00%	0.00%	0.00%	100.00%	0.00%	0.00%	0.00%
Off Highway Tractors	3.55%	6.28%	6.01%	8.74%	65.30%	10.11%	75.41%
Off Highway Trucks	1.69%	3.87%	11.14%	5.81%	62.23%	15.25%	77.48%
Off-Highway Tractors	18.25%	17.06%	20.98%	10.02%	17.18%	16.31%	33.49%
Off-Highway Trucks	16.96%	12.96%	17.54%	20.81%	16.13%	13.99%	30.12%
Other Construction Equipment	16.35%	14.20%	17.11%	10.53%	24.03%	17.19%	41.22%
Other General Industrial Equipment	13.18%	16.56%	27.57%	8.61%	13.80%	19.84%	33.65%
Other Material Handling Equipment	10.84%	11.39%	19.25%	15.55%	26.63%	16.26%	42.89%
Other Truck	15.64%	10.34%	5.31%	13.41%	36.87%	11.45%	48.32%

Equipment Type (> 50 hp)	U.S. EPA Emission Tier Level						Percent Total Meeting Requirement MM AQ-2
	T0	T1	T2	T3	T4F	T4I	
Pavers	12.11%	21.18%	16.99%	14.97%	23.34%	11.41%	34.75%
Paving Equipment	6.49%	12.80%	12.74%	12.44%	38.17%	17.05%	55.22%
Railcars or Track Cars	16.33%	8.16%	0.00%	14.29%	51.02%	10.20%	61.22%
Rollers	14.09%	15.93%	18.30%	6.46%	30.61%	14.59%	45.20%
Rough Terrain Forklifts	3.95%	9.32%	15.89%	8.11%	41.94%	20.80%	62.74%
Rubber Tired Dozers	41.04%	10.02%	9.44%	19.65%	15.22%	4.62%	19.85%
Rubber Tired Loaders	16.74%	12.71%	13.56%	14.94%	29.29%	12.76%	42.05%
Scrapers	28.91%	10.98%	15.47%	30.41%	10.15%	4.04%	14.19%
Skid Steer Loaders	3.70%	10.02%	15.81%	3.20%	54.69%	12.58%	67.27%
Spray Truck	5.56%	4.17%	19.44%	2.78%	34.72%	26.39%	61.11%
Spreader Tractor Trailer	0.00%	14.29%	28.57%	0.00%	42.86%	14.29%	57.14%
Spreader Truck	4.17%	0.00%	4.17%	37.50%	16.67%	25.00%	41.67%
Surfacing Equipment	15.38%	14.25%	10.18%	23.08%	19.23%	17.65%	36.88%
Sweepers/Scrubbers	11.02%	20.84%	16.57%	6.61%	25.75%	19.06%	44.81%
Tank Truck	4.05%	6.76%	8.11%	27.03%	37.84%	16.22%	54.05%
Tanker Truck Trailer	0.00%	18.18%	0.00%	0.00%	63.64%	18.18%	81.82%
Telescopic Handler	1.33%	0.00%	2.67%	0.00%	80.00%	16.00%	96.00%
Tow Tractor	0.00%	100.00%	0.00%	0.00%	0.00%	0.00%	0.00%
Tractors/Loaders/Backhoes	13.53%	16.50%	18.73%	8.96%	29.23%	13.05%	42.28%
Trenchers	21.86%	19.57%	20.87%	3.28%	21.86%	12.57%	34.43%
Vacuum Truck	2.21%	18.38%	15.44%	25.00%	13.24%	14.71%	27.94%
Water Truck	21.79%	8.21%	16.43%	16.07%	23.57%	13.57%	37.14%
Workover Rig (Mobile)	5.99%	15.14%	9.78%	17.35%	7.10%	13.56%	20.66%
Yard Goat	4.40%	4.58%	9.41%	18.31%	41.71%	21.33%	63.04%

It is clear from the CARB data that access to Tier 4 certified equipment necessary for demolition (rubber tired dozers and tractors/loaders/backhoes), site preparation (graders, scrapers, rubber tired dozers, and tractors/loaders/backhoes), grading (graders, scrapers, rubber tired dozers, off-highway trucks, and tractors/loaders/backhoes), and paving operations (pavers, rollers, and tractors/loaders/backhoes), are in short supply in the State. In particular, Tier 4 dozers, scrapers, graders, and pavers make up a small portion of the registered fleet in California. If the Proponent cannot acquire the necessary equipment during construction or delay the construction until the equipment is available, project construction could be substantially delayed while the Proponent searches for Tier equipment to comply with PDF-AQ-1.

3. The City's Air Quality Analysis Failed To Perform A Quantitative Health Risk Assessment Of The Impacts Of Diesel Particulate Matter Emissions From The Construction Phase Of The Project For The Nearest Sensitive Receptor(s)

The City claims that it is not required to conduct a numerical health risk assessment for mixed use commercial projects, such as the Project, as the applicable standards and guidance that are available are intended for evaluation of health risks associated with stationary long-term sources of TAC emissions. This is false. Under CEQA the City is required to provide a detailed health risk analysis for all projects that emit toxic air contaminants with potential human exposure.

On page IV-A-44 of the DEIR, the City states that there is no significant construction health risk because construction since that phase of the project will only last 30 months, and the cancer risk is calculated based on a 70-year exposure. This is a false assumption by the City. The cancer risk is based on the duration of the exposure divided by a lifetime assumed to be 70 years. The Office of Environmental Health and Hazard Assessment (OEHHA), recommends that short term exposures to toxic air contaminants (TACs) exposure should be assumed to start in the third trimester to allow for the use of the Age Sensitivity Factors.⁸ A quantitative analysis of the Project emissions using the risk assessment process outlined by the California Air Resources Board Toxic Hot Spot Guidance and supported OEHHA, will provide a measure of the increased cancer risk that nearby sensitive receptors (residents near the Project site) will be exposed to because of the Project.

Given location of the Project site (in a densely packed residential and commercial area) it is the City's responsibility to ensure that sensitive receptors are not adversely impacted during the construction and/or operational phases of the Project. The use of Localized Significance Threshold (LSTs) levels by the City to conclude that there is no significant health risk is incorrect.⁹ According to the SCAQMD, "LSTs are only applicable to the following criteria pollutants: oxides of nitrogen (NO_x), carbon monoxide (CO), particulate matter less than 10 microns in aerodynamic diameter

⁸ OEHHA (2009) Air Toxics Hot Spots Risk Assessment Guidelines. Technical Support Document for Cancer Potency Factors: Methodologies for derivation, listing of available Technical Support Document for Exposure Assessment and Stochastic Analysis, FINAL, August, 2012

⁹ DEIR, p. IV.A-45

(PM₁₀) and particulate matter less than 2.5 microns in aerodynamic diameter (PM_{2.5}). LSTs represent the maximum emissions from a project that are not expected to cause or contribute to an exceedance of the most stringent applicable federal or state ambient air quality standard, and are developed based on the ambient concentrations of that pollutant for each source receptor area and distance to the nearest sensitive receptor.”¹⁰ The City is clearly misapplying the LST in the DEIR when they state that there is no significant health risk based on the assumption that the LSTs are not exceeded.

TACs, including diesel particulate matter (DPM)¹¹, contribute to a host of respiratory impacts and may lead to the development of various cancers. Failing to quantify those impacts places the community at risk for unwanted adverse health impacts. *Even brief exposures to the TACs could lead to the development of adverse health impacts over the life of an individual.*

Diesel exhaust contains nearly 40 toxic substances, including TACs and may pose a serious public health risk for residents in the vicinity of the facility. TACs are airborne substances that are capable of causing short-term (acute) and/or long-term (chronic or carcinogenic, i.e., cancer causing) adverse human health effects (i.e., injury or illness). TACs include both organic and inorganic chemical substances. The current California list of TACs includes approximately 200 compounds, including particulate emissions from diesel-fueled engines.

Diesel exhaust has been linked to a range of serious health problems including an increase in respiratory disease, lung damage, cancer, and premature death.^{12,13,14} Fine DPM is deposited deep in the lungs in the smallest airways and can result in increased respiratory symptoms and disease; decreased lung function, particularly in children and individuals with asthma; alterations in lung tissue

¹⁰ SCAQMD. 2022. Localized Significance Threshold website. <http://www.aqmd.gov/home/rules-compliance/ceqa/air-quality-analysis-handbook/localized-significance-thresholds>

¹¹ Because DPM is a TAC, it is a different air pollutant than criteria particulate matter (PM) emissions such as PM₁₀, PM_{2.5}, and fugitive dust. DPM exposure causes acute health effects that are different from the effects of exposure to PM alone.

¹² California Air Resources Board, Initial Statement of Reasons for Rulemaking, Proposed Identification of Diesel Exhaust as a Toxic Air Contaminant, Staff Report, June 1998; see also California Air Resources Board, Overview: Diesel Exhaust & Health, <https://ww2.arb.ca.gov/resources/overview-diesel-exhaust-and-health#:~:text=Diesel%20Particulate%20Matter%20and%20Health&text=In%201998%2C%20CARB%20identified%20DPM,and%20other%20adverse%20health%20effects.>

¹³ U.S. EPA, Health Assessment Document for Diesel Engine Exhaust, Report EPA/600/8-90/057F, May 2002.

¹⁴ Environmental Defense Fund, Cleaner Diesel Handbook, Bring Cleaner Fuel and Diesel Retrofits into Your Neighborhood, April 2005; http://www.edf.org/documents/4941_cleanerdieselhandbook.pdf, accessed July 5, 2020.

and respiratory tract defense mechanisms; and premature death.¹⁵ Exposure to DPM increases the risk of lung cancer. It also causes non-cancer effects including chronic bronchitis, inflammation of lung tissue, thickening of the alveolar walls, immunological allergic reactions, and airway constriction.¹⁶ DPM is a TAC that is recognized by state and federal agencies as causing severe health risk because it contains toxic materials, unlike PM_{2.5} and PM₁₀.¹⁷

The inherent toxicity of the TACs requires the City to first quantify the concentration released into the environment at each of the sensitive receptor locations through air dispersion modeling, calculate the dose of each TAC at that location, and quantify the cancer risk and hazard index for each of the chemicals of concern. Following that analysis, then the City can make a determination of the relative significance of the emissions.

The CalEEMOD analysis of the construction activities presented by the City shows that “unmitigated” emissions of DPM from the project site would range between 0.60 pounds per day (lbs/day) to 1.00 lbs/day. Footnote C to Table 7 of the Air Quality Analysis Appendix to the DEIR states that the amounts reported (maximum daily emissions in lbs per day) represent the emissions based on the use of required dust control measures under SCAQMD Rule 403 and the use of Tier 4 emissions reduction technology. From the input section of the CALEEMOD analysis provided as an appendix to the Air Quality section of the DEIR it is evident that the City’s analysis already includes the use of Tier 4 equipment as a baseline condition, failing to consider whether that equipment is readily available and ignoring the requirement to model the baseline or most likely conditions at the Project site.

¹⁵ California Air Resources Board, Initial Statement of Reasons for Rulemaking, Proposed Identification of Diesel Exhaust as a Toxic Air Contaminant, Staff Report, June 1998.

¹⁶ Findings of the Scientific Review Panel on The Report on Diesel Exhaust as adopted at the Panel’s April 22, 1998 Meeting.

¹⁷ Health & Safety Code § 39655(a) (defining “toxic air contaminant” as air pollutants “which may cause or contribute to an increase in mortality or in serious illness, or which may pose a present or potential hazard to human health. A substance that is listed as a hazardous air pollutant pursuant to subsection (b) of Section 112 of the federal act (42 U.S.C. Sec. 7412 (b)) is a toxic air contaminant.”)

4th and Hewitt Project MXD-TDM - Los Angeles-South Coast County, Summer

tblConstEquipMitigation	NumberOfEquipmentMitigated	0.00	1.00
tblConstEquipMitigation	NumberOfEquipmentMitigated	0.00	2.00
tblConstEquipMitigation	NumberOfEquipmentMitigated	0.00	8.00
tblConstEquipMitigation	Tier	No Change	Tier 4 Final
tblConstEquipMitigation	Tier	No Change	Tier 4 Final
tblConstEquipMitigation	Tier	No Change	Tier 4 Final
tblConstEquipMitigation	Tier	No Change	Tier 4 Final
tblConstEquipMitigation	Tier	No Change	Tier 4 Final
tblConstEquipMitigation	Tier	No Change	Tier 4 Final
tblConstEquipMitigation	Tier	No Change	Tier 4 Final
tblConstEquipMitigation	Tier	No Change	Tier 4 Final

Unmitigated Construction

	ROG	NOx	CO	SO2	Fugitive PM10	Exhaust PM10	PM10 Total	Fugitive PM2.5	Exhaust PM2.5	PM2.5 Total
Year	lb/day									
2021	3.4949	69.8829	25.7610	0.1811	8.4504	1.0819	9.5323	3.5407	1.0015	4.5422
2022	2.8144	22.2293	23.2792	0.0715	3.0929	0.6253	3.7182	0.8347	0.6030	1.4377
2023	49.1834	26.8516	34.8510	0.0924	3.7301	0.9253	4.6553	1.0036	0.8816	1.8852
Maximum	49.1834	69.8829	34.8510	0.1811	8.4504	1.0819	9.5323	3.5407	1.0015	4.5422

The mitigated emissions of DPM would range from 0.39 lbs/day to 0.50 lbs/day.

Mitigated Construction

	ROG	NOx	CO	SO2	Fugitive PM10	Exhaust PM10	PM10 Total	Fugitive PM2.5	Exhaust PM2.5	PM2.5 Total
Year	lb/day									
2021	2.6051	51.8614	27.2131	0.1811	5.8869	0.4424	6.0952	2.1638	0.4399	2.3646
2022	2.4217	17.4582	23.8934	0.0715	3.0929	0.3878	3.4807	0.8347	0.3855	1.2202
2023	48.5049	18.6513	36.2561	0.0924	3.7301	0.5121	4.2421	1.0036	0.5036	1.5072
Maximum	48.5049	51.8614	36.2561	0.1811	5.8869	0.5121	6.0952	2.1638	0.5036	2.3646

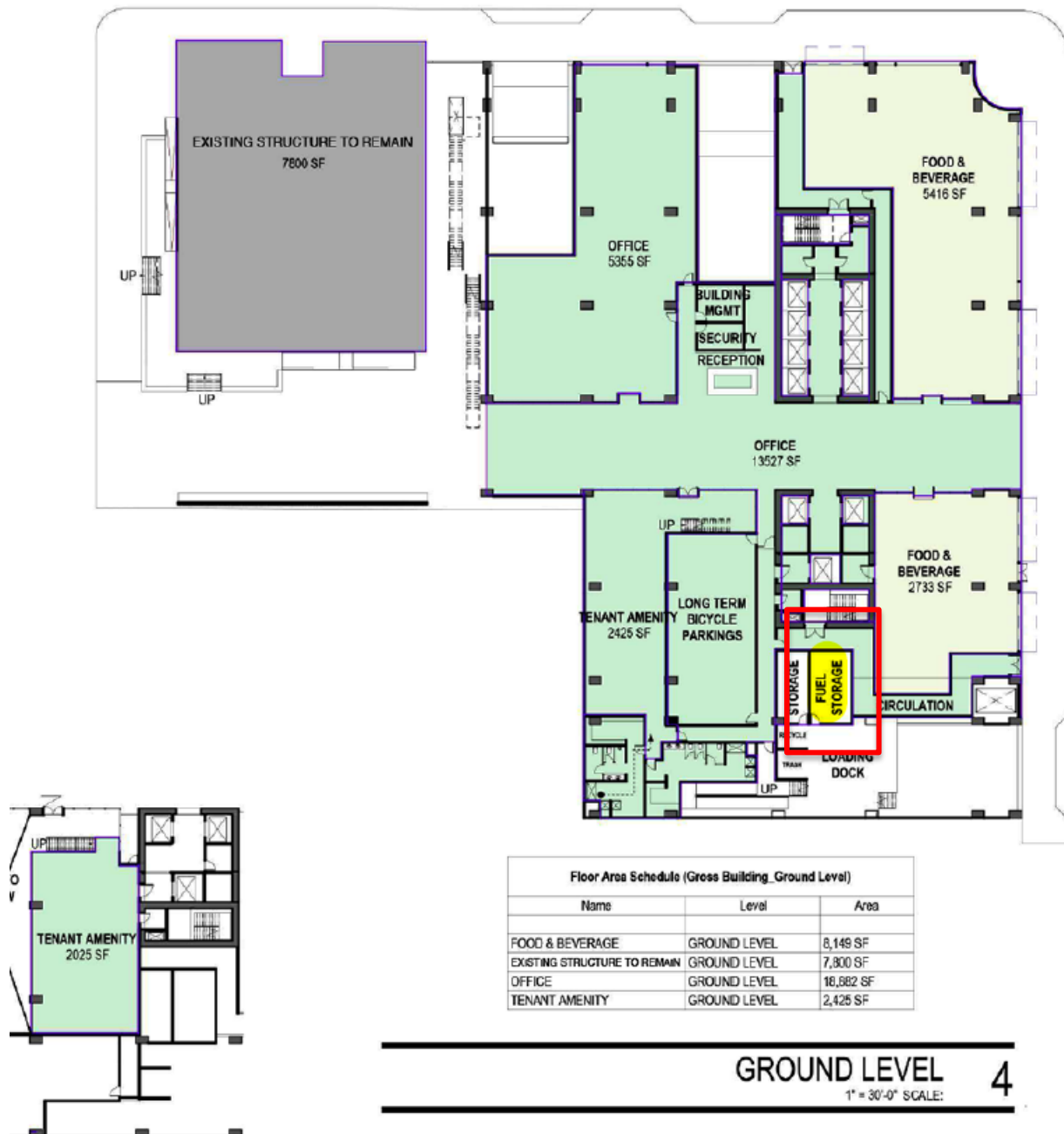
Clearly the City has evidence that diesel exhaust will be generated on site during the construction phase of the Project. According to the DEIR¹⁸, the effects of TACs can be diverse and their health impacts tend to be local rather than regional; consequently ambient air quality standards for these pollutants have not been established, and analysis of health effects is instead based on cancer risk and exposure levels.

By relying on the Air Quality Management Plan (AQMPs) control strategies for construction equipment and other activities to mitigate DPM emissions, the City cannot attest as to whether there is a cancer risk presented to the community by the Project. The City must address this concern by performing an air dispersion model of the sources on site and off site, quantify the annual concentrations of DPM for each of the receptors, perform a health risk assessment of the DPM concentrations consistent with the California Air Resources Board Toxic Hot Spot Guidance, and present the results in a revised EIR.

4. The City's Air Quality Analysis Fails to Assess The Impacts of Fuel Storage Onsite During The Operational Phase Of The Project

¹⁸ DEIR. 2022. Page IV.A-8

A review of the project plans provided in the DEIR clearly shows a room on ground level 4 as being designated as Fuel Storage adjacent to the loading dock. No explanation is given in the DEIR as to what will be stored, how much will be stored, and what the fuel will be used for. In addition to being a fire hazard, fuels stored on site contain hazardous materials that have not been disclosed in the DEIR.



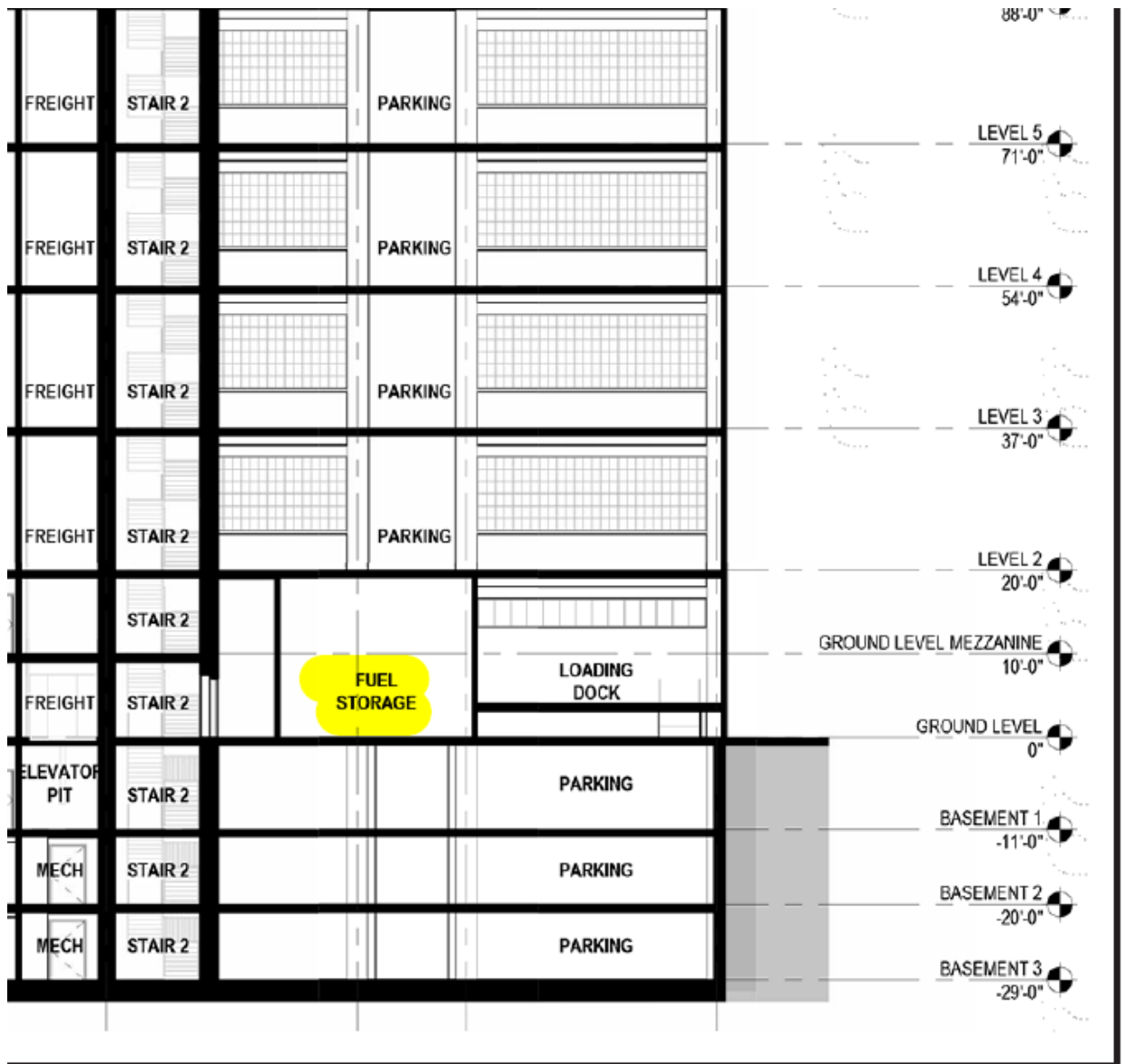


FIGURE II-13

The transverse cross section of the building in Figure II-13 shows that the Fuel Storage area would be involve a significant volume on ground level 4. The City's failure to disclose this fuel storage area, to analyze the potential emissions, quantify the health risk associated with the stored fuel are major flaws in the DEIR and may be placing the residents in the building and the adjacent structures at risk from the operational phase of the project.

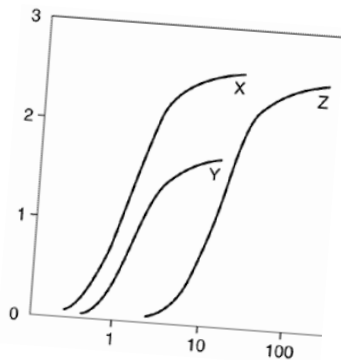
Given the size of the fuel storage room and the need for back up power generation to ensure that fire pumps and emergency services within the building could be maintained it is evident that a back-generator (BUG) is most likely source that will utilize the stored fuel. Diesel fuel is typically the most common fuel stored onsite given its utility as a fuel source for power generation. If the Proponent is planning on installing a BUG onsite and has failed to disclose it in the DEIR, it represents a stationary source of toxic air contaminants from the Project that has not been evaluated. The DPM emissions from the BUG represent a significant health threat to residents of the Project and the surrounding community. The City must disclose the information regarding fuel storage in a revised EIR.

Conclusion

The facts identified and referenced in this comment letter lead me to reasonably conclude that the Project could result in significant unmitigated impacts if the DEIR is approved. The City must re-evaluate the significant impacts identified in this letter by requiring the preparation of a revised environmental impact report.

Sincerely,

A handwritten signature in black ink, appearing to read "J. J. Carr". The signature is written in a cursive, flowing style with a horizontal line extending to the left.



Clark & Associates
Environmental Consulting, Inc

Office
12405 Venice Blvd.
Suite 331
Los Angeles, CA 90066

Phone
310-907-6165

Fax
310-398-7626

Email
jclark.assoc@gmail.com

James J. J. Clark, Ph.D.

Principal Toxicologist

Toxicology/Exposure Assessment Modeling

Risk Assessment/Analysis/Dispersion Modeling

Education:

Ph.D., Environmental Health Science, University of California, 1995

M.S., Environmental Health Science, University of California, 1993

B.S., Biophysical and Biochemical Sciences, University of Houston, 1987

Professional Experience:

Dr. Clark is a well-recognized toxicologist, air modeler, and health scientist. He has 30 years of experience in researching the effects of environmental contaminants on human health including environmental fate and transport modeling (SCREEN3, AEROMOD, ISCST3, Johnson-Ettinger Vapor Intrusion Modeling, RESRAD, GENII); exposure assessment modeling (partitioning of contaminants in the environment as well as PBPK modeling); conducting and managing human health risk assessments for regulatory compliance and risk-based clean-up levels; and toxicological and medical literature research.

SELECTED AIR MODELING RESEARCH/PROJECTS

Client(s) - Confidential

Dr. Clark performed a historical dose reconstruction for community members from an active 700 acre petroleum refinery in Los Angeles. The analysis included a multi-year dispersion model was performed in general accordance with the methods outlined by the U.S. EPA and the SCAQMD for assessing the health impacts in Torrance, California. The results of the analysis are being used as the basis for injunctive relief for the communities surrounding the refinery.

Client(s) – Multiple

Indoor Air Evaluations, California: Performed multiple indoor air screening evaluations and risk characterizations consistent with California Environmental Protection Agency's (Cal/EPA) Department of Toxic Substances Control (DTSC) and Regional Water Quality Control Board (RWQCB) methodologies. Characterizations included the use of DTSC's

modified Johnson & Ettinger Model and USEPA models, as well as the attenuation factor model currently advocated by Cal/EPA's Office of Environmental Health and Hazard Assessment (OEHHA).

Client – Adams, Broadwell, Joseph Cardozo, P.C.

Dr. Clark has performed numerous air quality analyses and risk assessments of criteria pollutants, air toxins, and particulate matter emissions for sites undergoing evaluation via the California Environmental Quality Act (CEQA) process. The analyses include the evaluation of Initial Study (IS) and Environmental Impacts Reports (EIR) for each project to determine the significance of air quality, green house gas (GHG), and hazardous waste components of the projects. The analyses were compiled as comment letters for submittal to oversight agencies.

Client – Confidential

Dr. Clark performed a comprehensive evaluation of criteria pollutants, air toxins, and particulate matter emissions from a carbon black production facility to determine the impacts on the surrounding communities. The results of the dispersion model were used to estimate acute and chronic exposure concentrations to multiple contaminants and were be incorporated into a comprehensive risk evaluation.

Client – Confidential

Dr. Clark performed a comprehensive evaluation of air toxins and particulate matter emissions from a railroad tie manufacturing facility to determine the impacts on the surrounding communities. The results of the dispersion model have been used to estimate acute and chronic exposure concentrations to multiple contaminants and have been incorporated into a comprehensive risk evaluation.

PUBLIC HEALTH/TOXICOLOGY

Client: Confidential

Dr. Clark performed a historical dose reconstruction for community members from radiologically impacted material (RIM) releases from an adjacent landfill. The analysis was performed in general accordance with the methods outlined by the Agency for Toxic Substances Control (ATSDR) for assessing radiation doses from historical source areas in North St. Louis County, Missouri.

Client: City of Santa Clarita, Santa Clarita, California

Dr. Clark managed the oversight of the characterization, remediation and development activities of a former 1,000 acre munitions manufacturing facility for the City of Santa

Clarita. The site is impacted with a number of contaminants including perchlorate, unexploded ordinance, and volatile organic compounds (VOCs). The site is currently under a number of regulatory consent orders, including an Imminent and Substantial Endangerment Order. Dr. Clark assisted the impacted municipality with the development of remediation strategies, interaction with the responsible parties and stakeholders, as well as interfacing with the regulatory agency responsible for oversight of the site cleanup.

Client: Confidential

Dr. Clark performed a historical dose reconstruction for community members exposed to radioactive waste released into the environment from legacy storage facilities. The releases resulted in impacts to soils, sediments, surface waters, and groundwater in the vicinity of the sites. The analysis was performed in general accordance with the methods outlined by the Agency for Toxic Substances Control (ATSDR) for assessing radiation doses from historical source areas in the community.

Client: Confidential

Dr. Clark performed a dose assessment of an individual occupationally exposed to metals and silica from fly ash who later developed cancer. A review of the individual's medical and occupational history was performed to prepare opinions regarding his exposure and later development of cancer.

Client: Brayton Purcell, Novato, California

Dr. Clark performed a toxicological assessment of residents exposed to methyl-tertiary butyl ether (MTBE) from leaking underground storage tanks (LUSTs) adjacent to the subject property. The symptomology of residents and guests of the subject property were evaluated against the known outcomes in published literature to exposure to MTBE. The study found that residents had been exposed to MTBE in their drinking water; that concentrations of MTBE detected at the site were above regulatory guidelines; and, that the symptoms and outcomes expressed by residents and guests were consistent with symptoms and outcomes documented in published literature.

Client: Confidential

Dr. Clark performed a toxicological assessment of an individual occupationally exposed to hexavalent chromium who later developed cancer. A review of the individual's medical and occupational history was performed to prepare opinions regarding her exposure and later development of cancer.

Client: Covanta Energy, Westwood, California

Evaluated health risk from metals in biosolids applied as soil amendment on agricultural lands. The biosolids were created at a forest waste cogeneration facility using 96% whole tree wood chips and 4 percent green waste. Mass loading calculations were used to estimate Cr(VI) concentrations in agricultural soils based on a maximum loading rate of 40 tons of biomass per acre of agricultural soil. The results of the study were used by the Regulatory agency to determine that the application of biosolids did not constitute a health risk to workers applying the biosolids or to residences near the agricultural lands.

Client: Kaiser Venture Incorporated, Fontana, California

Prepared PBPK assessment of lead risk of receptors at a 1,100-acre former steel mill. This evaluation was used as the basis for granting closure of the site by lead regulatory agency.

RISK ASSESSMENTS/REMEDIAL INVESTIGATIONS

Kaiser Ventures Incorporated, Fontana, California

Prepared health risk assessment of semi-volatile organic chemicals and metals for a fifty-year old wastewater treatment facility used at a 1,100-acre former steel mill. This evaluation was used as the basis for granting closure of the site by lead regulatory agency.

ANR Freight - Los Angeles, California

Prepared a comprehensive Preliminary Endangerment Assessment (PEA) of petroleum hydrocarbon and metal contamination of a former freight depot. This evaluation was as the basis for reaching closure of the site with lead regulatory agency.

Kaiser Ventures Incorporated, Fontana, California

Prepared comprehensive health risk assessment of semi-volatile organic chemicals and metals for 23-acre parcel of a 1,100-acre former steel mill. The health risk assessment was used to determine clean up goals and as the basis for granting closure of the site by lead regulatory agency. Air dispersion modeling using ISCST3 was performed to determine downwind exposure point concentrations at sensitive receptors within a 1 kilometer radius of the site. The results of the health risk assessment were presented at a public meeting sponsored by the Department of Toxic Substances Control (DTSC) in the community potentially affected by the site.

Unocal Corporation - Los Angeles, California

Prepared comprehensive assessment of petroleum hydrocarbons and metals for a former petroleum service station located next to sensitive population center (elementary school). The assessment used a probabilistic approach to estimate risks to the community and was used as the basis for granting closure of the site by lead regulatory agency.

Client: Confidential, Los Angeles, California

Managed oversight of remedial investigation most contaminated heavy metal site in California. Lead concentrations in soil excess of 68,000,000 parts per billion (ppb) have been measured at the site. This State Superfund Site was a former hard chrome plating operation that operated for approximately 40-years.

Client: Confidential, San Francisco, California

Coordinator of regional monitoring program to determine background concentrations of metals in air. Acted as liaison with SCAQMD and CARB to perform co-location sampling and comparison of accepted regulatory method with ASTM methodology.

Client: Confidential, San Francisco, California

Analyzed historical air monitoring data for South Coast Air Basin in Southern California and potential health risks related to ambient concentrations of carcinogenic metals and volatile organic compounds. Identified and reviewed the available literature and calculated risks from toxins in South Coast Air Basin.

IT Corporation, North Carolina

Prepared comprehensive evaluation of potential exposure of workers to air-borne VOCs at hazardous waste storage facility under SUPERFUND cleanup decree. Assessment used in developing health based clean-up levels.

Professional Associations

American Public Health Association (APHA)

Association for Environmental Health and Sciences (AEHS)

American Chemical Society (ACS)

International Society of Environmental Forensics (ISEF)

Society of Environmental Toxicology and Chemistry (SETAC)

Publications and Presentations:**Books and Book Chapters**

- Sullivan, P., **J.J. J. Clark**, F.J. Agardy, and P.E. Rosenfeld. (2007). *Synthetic Toxins In The Food, Water and Air of American Cities*. Elsevier, Inc. Burlington, MA.
- Sullivan, P. and **J.J. J. Clark**. 2006. *Choosing Safer Foods, A Guide To Minimizing Synthetic Chemicals In Your Diet*. Elsevier, Inc. Burlington, MA.
- Sullivan, P., Agardy, F.J., and **J.J.J. Clark**. 2005. *The Environmental Science of Drinking Water*. Elsevier, Inc. Burlington, MA.
- Sullivan, P.J., Agardy, F.J., **Clark, J.J.J.** 2002. *America's Threatened Drinking Water: Hazards and Solutions*. Trafford Publishing, Victoria B.C.
- Clark, J.J.J.** 2001. "TBA: Chemical Properties, Production & Use, Fate and Transport, Toxicology, Detection in Groundwater, and Regulatory Standards" in *Oxygenates in the Environment*. Art Diaz, Ed.. Oxford University Press: New York.
- Clark, J.J.J.** 2000. "Toxicology of Perchlorate" in *Perchlorate in the Environment*. Edward Urbansky, Ed. Kluwer/Plenum: New York.
- Clark, J.J.J.** 1995. Probabilistic Forecasting of Volatile Organic Compound Concentrations At The Soil Surface From Contaminated Groundwater. UMI.
- Baker, J.; **Clark, J.J.J.**; Stanford, J.T. 1994. Ex Situ Remediation of Diesel Contaminated Railroad Sand by Soil Washing. Principles and Practices for Diesel Contaminated Soils, Volume III. P.T. Kostecki, E.J. Calabrese, and C.P.L. Barkan, eds. Amherst Scientific Publishers, Amherst, MA. pp 89-96.

Journal and Proceeding Articles

- Tam L. K., Wu C. D., Clark J. J. and **Rosenfeld, P.E.** (2008) A Statistical Analysis Of Attic Dust And Blood Lipid Concentrations Of Tetrachloro-p-Dibenzodioxin (TCDD) Toxicity Equivalency Quotients (TEQ) In Two Populations Near Wood Treatment Facilities. *Organohalogen Compounds*, Volume 70 (2008) page 002254.
- Tam L. K., Wu C. D., Clark J. J. and **Rosenfeld, P.E.** (2008) Methods For Collect Samples For Assessing Dioxins And Other Environmental Contaminants In Attic Dust: A Review. *Organohalogen Compounds*, Volume 70 (2008) page 000527
- Hensley A.R., Scott, A., Rosenfeld P.E., **Clark, J.J.J.** (2007). "Attic Dust And Human Blood Samples Collected Near A Former Wood Treatment Facility." *Environmental Research*. 105:194-199.
- Rosenfeld, P.E., **Clark, J. J.**, Hensley, A.R., and Suffet, I.H. 2007. "The Use Of An Odor Wheel Classification For The Evaluation of Human Health Risk Criteria For Compost Facilities" *Water Science & Technology*. 55(5): 345-357.
- Hensley A.R., Scott, A., Rosenfeld P.E., **Clark, J.J.J.** 2006. "Dioxin Containing Attic Dust And Human Blood Samples Collected Near A Former Wood Treatment Facility." The 26th International Symposium on Halogenated Persistent Organic Pollutants –

DIOXIN2006, August 21 – 25, 2006. Radisson SAS Scandinavia Hotel in Oslo Norway.

Rosenfeld, P.E., **Clark, J. J.** and Suffet, I.H. 2005. “The Value Of An Odor Quality Classification Scheme For Compost Facility Evaluations” The U.S. Composting Council’s 13th Annual Conference January 23 - 26, 2005, Crowne Plaza Riverwalk, San Antonio, TX.

Rosenfeld, P.E., **Clark, J. J.** and Suffet, I.H. 2004. “The Value Of An Odor Quality Classification Scheme For Urban Odor” WEFTEC 2004. 77th Annual Technical Exhibition & Conference October 2 - 6, 2004, Ernest N. Morial Convention Center, New Orleans, Louisiana.

Clark, J.J.J. 2003. “Manufacturing, Use, Regulation, and Occurrence of a Known Endocrine Disrupting Chemical (EDC), 2,4-Dichlorophenoxyacetic Acid (2,4-D) in California Drinking Water Supplies.” National Groundwater Association Southwest Focus Conference: Water Supply and Emerging Contaminants. Minneapolis, MN. March 20, 2003.

Rosenfeld, P. and **J.J.J. Clark.** 2003. “Understanding Historical Use, Chemical Properties, Toxicity, and Regulatory Guidance” National Groundwater Association Southwest Focus Conference: Water Supply and Emerging Contaminants. Phoenix, AZ. February 21, 2003.

Clark, J.J.J., Brown A. 1999. Perchlorate Contamination: Fate in the Environment and Treatment Options. In Situ and On-Site Bioremediation, Fifth International Symposium. San Diego, CA, April, 1999.

Clark, J.J.J. 1998. Health Effects of Perchlorate and the New Reference Dose (RfD). Proceedings From the Groundwater Resource Association Seventh Annual Meeting, Walnut Creek, CA, October 23, 1998.

Browne, T., **Clark, J.J.J.** 1998. Treatment Options For Perchlorate In Drinking Water. Proceedings From the Groundwater Resource Association Seventh Annual Meeting, Walnut Creek, CA, October 23, 1998.

Clark, J.J.J., Brown, A., Rodriguez, R. 1998. The Public Health Implications of MtBE and Perchlorate in Water: Risk Management Decisions for Water Purveyors. Proceedings of the National Ground Water Association, Anaheim, CA, June 3-4, 1998.

Clark J.J.J., Brown, A., Ulrey, A. 1997. Impacts of Perchlorate On Drinking Water In The Western United States. U.S. EPA Symposium on Biological and Chemical Reduction of Chlorate and Perchlorate, Cincinnati, OH, December 5, 1997.

Clark, J.J.J.; Corbett, G.E.; Kerger, B.D.; Finley, B.L.; Paustenbach, D.J. 1996. Dermal Uptake of Hexavalent Chromium In Human Volunteers: Measures of Systemic Uptake From Immersion in Water At 22 PPM. Toxicologist. 30(1):14.

- Dodge, D.G.; **Clark, J.J.J.**; Kerger, B.D.; Richter, R.O.; Finley, B.L.; Paustenbach, D.J. 1996. Assessment of Airborne Hexavalent Chromium In The Home Following Use of Contaminated Tapwater. *Toxicologist*. 30(1):117-118.
- Paulo, M.T.; Gong, H., Jr.; **Clark, J.J.J.** (1992). Effects of Pretreatment with Ipratropium Bromide in COPD Patients Exposed to Ozone. *American Review of Respiratory Disease*. 145(4):A96.
- Harber, P.H.; Gong, H., Jr.; Lachenbruch, A.; **Clark, J.**; Hsu, P. (1992). Respiratory Pattern Effect of Acute Sulfur Dioxide Exposure in Asthmatics. *American Review of Respiratory Disease*. 145(4):A88.
- McManus, M.S.; Gong, H., Jr.; Clements, P.; **Clark, J.J.J.** (1991). Respiratory Response of Patients With Interstitial Lung Disease To Inhaled Ozone. *American Review of Respiratory Disease*. 143(4):A91.
- Gong, H., Jr.; Simmons, M.S.; McManus, M.S.; Tashkin, D.P.; Clark, V.A.; Detels, R.; **Clark, J.J.** (1990). Relationship Between Responses to Chronic Oxidant and Acute Ozone Exposures in Residents of Los Angeles County. *American Review of Respiratory Disease*. 141(4):A70.
- Tierney, D.F. and **J.J.J. Clark**. (1990). Lung Polyamine Content Can Be Increased By Spermidine Infusions Into Hyperoxic Rats. *American Review of Respiratory Disease*. 139(4):A41.

DieselNet: Emission Standards

United States: Nonroad Diesel Engines

[Background](#)

[Applicability](#)

[Tier 1-3 Emission Standards](#)

[Tier 4 Emission Standards](#)

[Test Cycles and Fuels](#)

[Environmental Benefit and Cost](#)

Background

Emission standards for nonroad (or off-road) engines and vehicles are set by the US EPA. In most cases, federal nonroad engine regulations also apply in California, whose authority to set emission standards for new nonroad engines is limited. The federal Clean Air Act Amendments of 1990 (CAA) preempt California's authority to control emissions from new farm and construction equipment under 175 hp ^[CAA Section 209(e)(1)(A)] and require California to receive authorization from the federal EPA for controls over other off-road sources ^[CAA Section 209 (e)(2)(A)].

The important steps in nonroad engine emission regulations include:

- **Tier 1-3 Standards.** The first federal standards (Tier 1) for new nonroad diesel engines were adopted in 1994 for engines over 37 kW (50 hp), to be phased-in from 1996 to 2000. In 1996, a Statement of Principles (SOP) pertaining to nonroad diesel engines was signed between EPA, California ARB and engine makers (including Caterpillar, Cummins, Deere, Detroit Diesel, Deutz, Isuzu, Komatsu, Kubota, Mitsubishi, Navistar, New Holland, Wisconsin, and Yanmar). On August 27, 1998, the EPA signed the final rule reflecting the provisions of the SOP ^[2787]. The 1998 regulation introduced Tier 1 standards for

equipment under 37 kW (50 hp) and increasingly more stringent Tier 2 and Tier 3 standards for all equipment with phase-in schedules from 2000 to 2008. The Tier 1–3 standards are met through advanced engine design, with no or only limited use of exhaust gas aftertreatment (oxidation catalysts). Tier 3 standards for NO_x+HC are similar in stringency to the 2004 standards for [highway engines](#), however Tier 3 standards for PM were never adopted.

- **Tier 4 Standards.** On May 11, 2004, EPA signed the final rule introducing Tier 4 emission standards, which are phased-in over the period of 2008–2015 ^[2786]. The Tier 4 standards require that emissions of PM and NO_x be further reduced by about 90%. Such emission reductions can be achieved through the use of control technologies—including advanced exhaust gas aftertreatment—similar to those required by the 2007–2010 standards for [highway engines](#).
- **Tier 5 Standards.** In November 2021, the California Air Resources Board held the first [public workshop](#) on the development of Tier 5 emission standards that will seek to further reduce NO_x and PM emissions by 50–90%, depending on the engine power category, in the 2028–2030 timeframe. The considered changes also include a new low load certification test cycle ([LLAC](#)), extended full useful life (FUL) and emission warranty periods, OBD requirements, and more. However, due to the California preemption, California Tier 5 standards would have a limited scope and could produce only very limited emission reductions, unless a corresponding nonroad engine regulation be adopted by the EPA.

Nonroad Diesel Fuel. At the Tier 1–3 stage, the sulfur content in nonroad diesel fuels was not limited by environmental regulations. The oil industry specification was 0.5% (wt., max), with the average in-use sulfur level of about 0.3% = 3,000 ppm. To enable sulfur-sensitive control technologies in Tier 4 engines—such as catalytic particulate filters and NO_x adsorbers—the EPA mandated reductions in sulfur content in nonroad diesel fuels, as follows:

- 500 ppm effective June 2007 for nonroad, locomotive and marine (NRLM) diesel fuels
- 15 ppm (ultra-low sulfur diesel) effective June 2010 for nonroad fuel, and June 2012 for locomotive and marine fuels

The US nonroad emission standards are harmonized to a certain degree with European [nonroad emission standards](#).

EPA emission standards for nonroad diesel engines are published in the US Code of Federal Regulations, Title 40, Part 89. Regulatory text, fact sheets and related documents are available from the EPA web site ^[2788].

Applicability

The nonroad standards cover mobile *nonroad diesel engines* of all sizes used in a wide range of construction, agricultural and industrial equipment. The EPA definition of the *nonroad engine* is based on the principle of mobility/portability, and includes engines installed on (1) self-propelled equipment, (2) on equipment that is propelled while performing its function, or (3) on equipment that is portable or transportable, as indicated by the presence of wheels, skids, carrying handles, dolly, trailer, or platform ^[40 CFR 1068.30]. In other words, nonroad engines are all internal combustion engines except motor vehicle (highway) engines, stationary engines (or engines that remain at one location for more than 12 months), engines used solely for competition, or engines used in aircraft.

Effective May 14, 2003, the definition of nonroad engines was changed to also include all diesel powered engines—including stationary ones—used in agricultural operations in California. This change applies only to engines sold in the state of California; stationary engines sold in other states are not classified as nonroad engines.

The nonroad diesel emission regulations are not applicable to all nonroad diesel engines. Exempted are the following nonroad engine categories:

- Engines used in railway [locomotives](#); those are subject to separate EPA regulations.
- Engines used in [marine](#) vessels, also covered by separate EPA regulations. Marine engines below 37 kW (50 hp) are subject to Tier 1-2—but not Tier 4—nonroad standards. Certain marine engines that are exempted from marine standards may be subject to nonroad regulations.

- Engines used in underground mining equipment. Diesel emissions and air quality in mines are regulated by the Mine Safety and Health Administration (MSHA).
- Hobby engines (below 50 cm³ per cylinder)

Examples of regulated applications include farm tractors, excavators, bulldozers, wheel loaders, backhoe loaders, road graders, diesel lawn tractors, logging equipment, portable generators, skid steer loaders, or forklifts.

A new definition of a compression-ignition (diesel) engine was introduced in the 1998 rule, consistent with definitions established for highway engines. The definition focuses on the engine cycle, rather than the ignition mechanism, with the presence of a throttle as an indicator to distinguish between diesel-cycle and otto-cycle operation. Regulating power by controlling the fuel supply in lieu of a throttle corresponds with lean combustion and diesel-cycle operation. This language allows the possibility that a natural gas-fueled engine equipped with a spark plug is considered a compression-ignition engine.

Tier 1-3 Emission Standards

The 1998 nonroad engine regulations were structured as a 3-tiered progression. Each tier involved a phase-in (by horsepower rating) over several years. Tier 1 standards were phased-in from 1996 to 2000. The more stringent Tier 2 standards took effect from 2001 to 2006, and yet more stringent Tier 3 standards phased-in from 2006 to 2008 (Tier 3 standards applied only for engines from 37–560 kW).

Tier 1–3 emissions standards are listed in Table 1. Nonroad regulations use the metric system of units, with regulatory limits expressed in grams of pollutant per kWh.

Table 1
EPA Tier 1-3 nonroad diesel engine emission standards, g/kWh (g/bhp·hr)

Engine Power	Tier	Year	CO	HC	NMHC+NOx	NOx	PM
kW < 8 (hp < 11)	Tier 1	2000	8.0 (6.0)	-	10.5 (7.8)	-	1.0 (0.75)
	Tier 2	2005	8.0 (6.0)	-	7.5 (5.6)	-	0.8 (0.6)
8 ≤ kW < 19	Tier 1	2000	6.6 (4.9)	-	9.5 (7.1)	-	0.8 (0.6)

(11 ≤ hp < 25) Engine Power	Tier	Year	CO	HC	NMHC+NOx	NOx	PM
19 ≤ kW < 37 (25 ≤ hp < 50)	Tier 2	2005	6.6 (4.9)	-	7.5 (5.6)	-	0.8 (0.6)
	Tier 1	1999	5.5 (4.1)	-	9.5 (7.1)	-	0.8 (0.6)
	Tier 2	2004	5.5 (4.1)	-	7.5 (5.6)	-	0.6 (0.45)
37 ≤ kW < 75 (50 ≤ hp < 100)	Tier 1	1998	-	-	-	9.2 (6.9)	-
	Tier 2	2004	5.0 (3.7)	-	7.5 (5.6)	-	0.4 (0.3)
	Tier 3	2008	5.0 (3.7)	-	4.7 (3.5)	-	-†
75 ≤ kW < 130 (100 ≤ hp < 175)	Tier 1	1997	-	-	-	9.2 (6.9)	-
	Tier 2	2003	5.0 (3.7)	-	6.6 (4.9)	-	0.3 (0.22)
	Tier 3	2007	5.0 (3.7)	-	4.0 (3.0)	-	-†
130 ≤ kW < 225 (175 ≤ hp < 300)	Tier 1	1996	11.4 (8.5)	1.3 (1.0)	-	9.2 (6.9)	0.54 (0.4)
	Tier 2	2003	3.5 (2.6)	-	6.6 (4.9)	-	0.2 (0.15)
	Tier 3	2006	3.5 (2.6)	-	4.0 (3.0)	-	-†
225 ≤ kW < 450 (300 ≤ hp < 600)	Tier 1	1996	11.4 (8.5)	1.3 (1.0)	-	9.2 (6.9)	0.54 (0.4)
	Tier 2	2001	3.5 (2.6)	-	6.4 (4.8)	-	0.2 (0.15)
	Tier 3	2006	3.5 (2.6)	-	4.0 (3.0)	-	-†
450 ≤ kW < 560 (600 ≤ hp < 750)	Tier 1	1996	11.4 (8.5)	1.3 (1.0)	-	9.2 (6.9)	0.54 (0.4)
	Tier 2	2002	3.5 (2.6)	-	6.4 (4.8)	-	0.2 (0.15)
	Tier 3	2006	3.5 (2.6)	-	4.0 (3.0)	-	-†
kW ≥ 560 (hp ≥ 750)	Tier 1	2000	11.4 (8.5)	1.3 (1.0)	-	9.2 (6.9)	0.54 (0.4)
	Tier 2	2006	3.5 (2.6)	-	6.4 (4.8)	-	0.2 (0.15)
† Not adopted, engines must meet Tier 2 PM standard.							

Manufacturers who signed the 1998 [Consent Decrees](#) with the EPA may have been required to meet the Tier 3 standards one year ahead of schedule (i.e. beginning in 2005).

Voluntary, more stringent emission standards that manufacturers could use to earn a designation of “Blue Sky Series” engines (applicable to Tier 1–3 certifications) are listed in Table 2.

Table 2
EPA voluntary emission standards for nonroad diesel
engines, g/kWh (g/bhp·hr)

Rated Power (kW)	NMHC+NOx	PM
------------------	----------	----

kW < 8	4.6 (3.4)	0.48 (0.36)
8 ≤ kW < 19	4.5 (3.4)	0.48 (0.36)
19 ≤ kW < 37	4.5 (3.4)	0.36 (0.27)
37 ≤ kW < 75	4.7 (3.5)	0.24 (0.18)
75 ≤ kW < 130	4.0 (3.0)	0.18 (0.13)
130 ≤ kW < 560	4.0 (3.0)	0.12 (0.09)
kW ≥ 560	3.8 (2.8)	0.12 (0.09)

Engines of all sizes had to meet smoke standards of 20/15/50% opacity at acceleration/lug/peak modes, respectively.

The regulations included several other provisions, such as averaging, banking and trading of emission credits and maximum “family emission limits” (FEL) for emission averaging.

Tier 4 Emission Standards

The Tier 4 emission standards—phased-in from 2008 through 2015—introduce substantial reductions of NO_x (for engines above 56 kW) and PM (above 19 kW), as well as more stringent HC limits. CO emission limits remain unchanged from the Tier 2–3 stage.

Engines up to 560 kW. Tier 4 emission standards for engines up to 560 kW are listed in Table 3.

Table 3

Tier 4 emission standards—Engines up to 560 kW, g/kWh (g/bhp-hr)

Engine Power	Year	CO	NMHC	NMHC+NO _x	NO _x	PM
kW < 8 (hp < 11)	2008	8.0 (6.0)	-	7.5 (5.6)	-	0.4 ^a (0.3)
8 ≤ kW < 19 (11 ≤ hp < 25)	2008	6.6 (4.9)	-	7.5 (5.6)	-	0.4 (0.3)
19 ≤ kW < 37 (25 ≤ hp < 50)	2008	5.5 (4.1)	-	7.5 (5.6)	-	0.3 (0.22)
	2013	5.5 (4.1)	-	4.7 (3.5)	-	0.03 (0.022)

37 ≤ kW < 56 (50 ≤ hp < 75)	2008	5.0 (3.7)	-	4.7 (3.5)	-	0.3 ^b (0.22)
	2013	5.0 (3.7)	-	4.7 (3.5)	-	0.03 (0.022)
56 ≤ kW < 130 (75 ≤ hp < 175)	2012-2014 ^c	5.0 (3.7)	0.19 (0.14)	-	0.40 (0.30)	0.02 (0.015)
130 ≤ kW ≤ 560 (175 ≤ hp ≤ 750)	2011-2014 ^d	3.5 (2.6)	0.19 (0.14)	-	0.40 (0.30)	0.02 (0.015)

a - hand-startable, air-cooled, DI engines may be certified to Tier 2 standards through 2009 and to an optional PM standard of 0.6 g/kWh starting in 2010
b - 0.4 g/kWh (Tier 2) if manufacturer complies with the 0.03 g/kWh standard from 2012
c - PM/CO: full compliance from 2012; NOx/HC: Option 1 (if banked Tier 2 credits used)—50% engines must comply in 2012-2013; Option 2 (if no Tier 2 credits claimed)—25% engines must comply in 2012-2014, with full compliance from 2014.12.31
d - PM/CO: full compliance from 2011; NOx/HC: 50% engines must comply in 2011-2013

In engines of 56–560 kW rated power, the NOx and HC standards are phased-in over a few year period, as indicated in the notes to Table 3. The initial standards (PM compliance) are sometimes referred to as the ‘interim Tier 4’ (or ‘Tier 4i’), ‘transitional Tier 4’ or ‘Tier 4 A’, while the final standards (NOx/HC compliance) are sometimes referred to as ‘Tier 4 B’.

As an alternative to introducing the required percentage of Tier 4 compliant engines, manufacturers may certify all their engines to an *alternative NOx limit* in each model year during the phase-in period. These alternative NOx standards are:

- Engines 56–130 kW:
 - Option 1: NOx = 2.3 g/kWh = 1.7 g/bhp-hr (Tier 2 credits used to comply, MY 2012–2013)
 - Option 2: NOx = 3.4 g/kWh = 2.5 g/bhp-hr (no Tier 2 credits claimed, MY 2012–2014)
- Engines 130–560 kW: NOx = 2.0 g/kWh = 1.5 g/bhp-hr (MY 2011–2013)

Engines Above 560 kW. Tier 4 emission standards for engines above 560 kW are listed in Table 4. The 2011 standards are sometimes referred to as ‘transitional Tier 4’, while the 2015 limits represent final Tier 4 standards.

Table 4

Tier 4 emission standards—Engines above 560 kW, g/kWh (g/bhp-hr)

Year	Category	CO	NMHC	NO _x	PM
2011	Generator sets > 900 kW	3.5 (2.6)	0.40 (0.30)	0.67 (0.50)	0.10 (0.075)
	All engines except gensets > 900 kW	3.5 (2.6)	0.40 (0.30)	3.5 (2.6)	0.10 (0.075)
2015	Generator sets	3.5 (2.6)	0.19 (0.14)	0.67 (0.50)	0.03 (0.022)
	All engines except gensets	3.5 (2.6)	0.19 (0.14)	3.5 (2.6)	0.04 (0.03)

Other Provisions. The Tier 4 regulation and later amendments include a number of additional provisions:

- *Smoke Opacity*—Existing Tier 2–3 smoke opacity standards and procedures continue to apply in some engines. Exempted from smoke emission standards are engines certified to PM emission standards at or below 0.07 g/kWh (because an engine of such low PM level has inherently low smoke emission).
- *Crankcase Ventilation*—The Tier 4 regulation does not require closed crankcase ventilation in nonroad engines. However, in engines with open crankcases, crankcase emissions must be measured and added to exhaust emissions in assessing compliance.
- *DEF Refill Interval*—For SCR-equipped nonroad diesel engines, a minimum DEF (urea solution) refill interval is defined as at least as long (in engine-hours) as the vehicle's fuel capacity^[3408].
- *Ammonia Emissions*—While ammonia emissions are unregulated, the EPA recommends that ammonia slip should be below 10 ppm average over the applicable test cycles^[3693].
- *Emergency Operation*—To facilitate the use of certain nonroad engines in temporary emergency situations, the engines can be equipped with an AECD to override performance inducements related to the emission control system—for example, to allow engine operation without urea in the SCR system during an emergency^[3408]. This flexibility is intended primarily for engines used in construction equipment and portable equipment used for temporary power generation and flood control.
- *ABT Program*—Similarly to earlier standards, the Tier 4 regulation includes such provisions as averaging, banking and trading of emission credits and FEL limits for

emission averaging.

Test Cycles and Fuels

Nonroad engine emissions are measured on a steady-state test cycle that is equivalent to the [ISO 8178 C1](#), 8-mode steady-state test cycle. Other ISO 8178 test cycles are allowed for selected applications, such as constant-speed engines (D2 5-mode cycle), variable-speed engines rated under 19 kW (G2 cycle), and marine engines (E3 cycle).

Transient Testing. Tier 4 standards have to be met over both the steady-state test and the [nonroad transient cycle](#), NRTC. The transient testing requirements started with MY 2013 for engines below 56 kW, MY 2012 for 56–130 kW, and MY 2011 for 130–560 kW engines. Engines above 560 kW are not tested on the transient test. Also constant-speed, variable-load engines of any power category are not subject to transient testing. The NRTC protocol includes a cold start test. The cold start emissions are weighted at 5% and hot start emissions are weighted at 95% in calculating the final result.

Tier 4 nonroad engines must also meet not-to-exceed standards (NTE), which are measured without reference to any specific test schedule. The NTE standards became effective in 2011 for engines above 130 kW; in 2012 for 56–130 kW; and in 2013 for engines below 56 kW. In most engines, the NTE limits are set at 1.25 times the regular standard for each pollutant. In engines certified to NO_x standards below 2.5 g/kWh or PM standards below 0.07 g/kWh, the NTE multiplier is 1.5. The NTE standards apply to engines at the time of certification, as well as in use throughout the useful life of the engine. The purpose of the added testing requirements is to prevent the possibility of “defeating” the test cycle by electronic engine controls.

Certification Fuels. Fuels with sulfur levels no greater than 0.2 wt% (2,000 ppm) were used for certification testing of Tier 1–3 engines. From 2011, all Tier 4 engines are tested using fuels of 7–15 ppm sulfur content. The transition from the 2000 ppm S specification to the 7–15 ppm specification took place in the 2006–2010 period (see [Certification Diesel Fuel](#)).

A change from measuring total hydrocarbons to nonmethane hydrocarbons (NMHC) has been introduced in the 1998 rule. Since there is no standardized EPA method for measuring

methane in diesel engine exhaust, manufacturers can either use their own procedures to analyze nonmethane hydrocarbons or measure total hydrocarbons and subtract 2% from the measured hydrocarbon mass to correct for methane.

Environmental Benefit and Cost

1998 Regulation

At the time of signing the 1998 rule, the EPA estimated that by 2010 NO_x emissions would be reduced by about a million tons per year, the equivalent of taking 35 million passenger cars off the road.

The costs of meeting the emission standards were expected to add under 1% to the purchase price of typical new nonroad diesel equipment, although for some equipment the standards may cause price increases on the order of 2–3%. The program was expected to cost about \$600 per ton of NO_x reduced.

Tier 4 Regulation

When the full inventory of older nonroad engines are replaced by Tier 4 engines, annual emission reductions are estimated at 738,000 tons of NO_x and 129,000 tons of PM. By 2030, 12,000 premature deaths would be prevented annually due to the implementation of the proposed standards.

The estimated costs for added emission controls for the vast majority of equipment was estimated at 1–3% as a fraction of total equipment price. For example, for a 175 hp bulldozer that costs approximately \$230,000 it would cost up to \$6,900 to add the advanced emission controls and to design the bulldozer to accommodate the modified engine.

EPA estimated that the average cost increase for 15 ppm S fuel would be 7 cents per gallon. This figure would be reduced to 4 cents by anticipated savings in maintenance costs due to low sulfur diesel.



Federal Register

**Tuesday,
June 29, 2004**

Part II

Environmental Protection Agency

40 CFR Parts 9, 69, et al.

**Control of Emissions of Air Pollution
From Nonroad Diesel Engines and Fuel;
Final Rule**

ENVIRONMENTAL PROTECTION AGENCY**40 CFR Parts 9, 69, 80, 86, 89, 94, 1039, 1048, 1051, 1065, and 1068****[OAR-2003-0012; FRL-7662-4]****RIN 2060-AK27****Control of Emissions of Air Pollution From Nonroad Diesel Engines and Fuel****AGENCY:** Environmental Protection Agency (EPA).**ACTION:** Final rule.

SUMMARY: Nonroad diesel engines contribute considerably to our nation's air pollution. These engines, used primarily in construction, agricultural, and industrial applications, are projected to continue to contribute large amounts of particulate matter, nitrogen oxides, and sulfur oxides, all of which contribute to serious public health problems in the United States. These problems include premature mortality, aggravation of respiratory and cardiovascular disease, aggravation of existing asthma, acute respiratory symptoms, chronic bronchitis, and decreased lung function. We believe that diesel exhaust is likely to be carcinogenic to humans by inhalation.

Today, EPA is adopting new emission standards for nonroad diesel engines and sulfur reductions in nonroad diesel fuel that will dramatically reduce harmful emissions and will directly help States and local areas recently designated as 8-hour ozone nonattainment areas to improve their air quality. This comprehensive national program regulates nonroad diesel engines and diesel fuel as a system. New engine standards will begin to take effect in the 2008 model year, phasing in over a number of years. These standards are based on the use of advanced exhaust emission control devices. We estimate particulate matter reductions of 95 percent, nitrogen oxides reductions of 90 percent, and the virtual elimination of sulfur oxides from nonroad engines meeting the new standards. Nonroad diesel fuel sulfur reductions of more than 99 percent from existing levels will provide significant health benefits as well as facilitate the introduction of high-efficiency catalytic exhaust emission control devices as

these devices are damaged by sulfur. These fuel controls will be phased-in starting in mid-2007. Today's nonroad final rule is largely based on the Environmental Protection Agency's 2007 highway diesel program.

To better ensure the benefits of the standards are realized in-use and throughout the useful life of these engines, we are also adopting new test procedures, including not-to-exceed requirements, and related certification requirements. The rule also includes provisions to facilitate the transition to the new engine and fuel standards and to encourage the early introduction of clean technologies and clean nonroad diesel fuel. We have also developed provisions for both the engine and fuel programs designed to address small business considerations.

The requirements in this rule will result in substantial benefits to public health and welfare through significant reductions in emissions of nitrogen oxides and particulate matter, as well as nonmethane hydrocarbons, carbon monoxide, sulfur oxides, and air toxics. We are now projecting that by 2030, this program will reduce annual emissions of nitrogen oxides and particulate matter by 738,000 and 129,000 tons, respectively. These emission reductions will prevent 12,000 premature deaths, over 8,900 hospitalizations, and almost a million work days lost, and will achieve other quantifiable benefits every year. The total benefits of this rule will be approximately \$80 billion annually by 2030. The substantial health and welfare benefits we are projecting for this final action exceed those we anticipated at the time of this proposal. Costs for both the engine and fuel requirements will be many times less, at approximately \$2 billion annually.

DATES: This final rule is effective on August 30, 2004.

The incorporation by reference of certain publications listed in this regulation is approved by the Director of the Federal Register as of August 30, 2004.

ADDRESSES: EPA has established a docket for this action under Docket ID Nos. OAR-2003-0012 and A-2001-28. All documents in the docket are listed in the EDOCKET index at <http://www.epa.gov/edocket>. Although listed

in the index, some information is not publicly available, *i.e.*, CBI or other information whose disclosure is restricted by statute. Certain other material, such as copyrighted material, is not placed on the Internet and will be publicly available only in hard copy form. Publicly available docket materials are available either electronically in EDOCKET or in hard copy at the Air Docket in the EPA Docket Center, EPA/DC, EPA West, Room B102, 1301 Constitution Ave., NW, Washington, DC. The Public Reading Room is open from 8:30 a.m. to 4:30 p.m., Monday through Friday, excluding legal holidays. The telephone number for the Public Reading Room is (202) 566-1744, and the telephone number for the Air Docket is (202) 566-1742.

FOR FURTHER INFORMATION CONTACT:

Carol Connell, Assessment and Standards Division, Office of Transportation and Air Quality, Environmental Protection Agency, 2000 Traverwood Drive, Ann Arbor, MI 48105; telephone number: (734) 214-4349; fax number: (734) 214-4050; e-mail address: connell.carol@epa.gov, or Assessment and Standards Division Hotline; telephone number: (734) 214-4636; e-mail address: asinfo@epa.gov.

SUPPLEMENTARY INFORMATION:**Does This Action Apply To Me?**

This action may affect you if you produce or import new diesel engines which are intended for use in nonroad vehicles or equipment, such as agricultural and construction equipment, or if you produce or import such nonroad vehicles or equipment. It may also affect you if you convert nonroad vehicles or equipment, or the engines used in them, to use alternative fuels. It may also affect you if you produce, import, distribute, or sell nonroad diesel fuel.

The following table gives some examples of entities that may have to follow the regulations. But because these are only examples, you should carefully examine the regulations in 40 CFR parts 80, 89, 1039, 1065, and 1068. If you have questions, call the person listed in the **FOR FURTHER INFORMATION CONTACT** section of this preamble:

Category	NAICS codes ^a	SIC codes ^b	Examples of potentially regulated entities
Industry	333618	3519	Manufacturers of new nonroad diesel engines.
Industry	333111	3523	Manufacturers of farm machinery and equipment.
Industry	333112	3524	Manufacturers of lawn and garden tractors (home).
Industry	333924	3537	Manufacturers of industrial trucks.
Industry	333120	3531	Manufacturers of construction machinery.

Category	NAICS codes ^a	SIC codes ^b	Examples of potentially regulated entities
Industry	333131	3532	Manufacturers of mining machinery and equipment.
Industry	333132	3533	Manufacturers of oil and gas field machinery and equipment.
Industry	811112	7533	Commercial importers of vehicles and vehicle components.
	811198	7549	
Industry	324110	2911	Petroleum refiners.
Industry	422710	5171	Diesel fuel marketers and distributors.
	422720	5172	
Industry	484220	4212	Diesel fuel carriers.
	484230	4213	

Notes:^a North American Industry Classification System (NAICS).^b Standard Industrial Classification (SIC) system code.**How Can I Get Copies of This Document and Other Related Information?**

Docket. EPA has established an official public docket for this action under Docket ID No. OAR-2003-0012 at <http://www.epa.gov/edocket>. The official public docket consists of the documents specifically referenced in this action, any public comments received, and other information related to this action. Although a part of the official docket, the public docket does not include Confidential Business Information (CBI) or other information whose disclosure is restricted by statute. The official public docket is the collection of materials that is available for public viewing at the Air Docket in the EPA Docket Center, (EPA/DC) EPA West, Room B102, 1301 Constitution Ave., NW, Washington, DC. The EPA Docket Center Public Reading Room is open from 8:30 a.m. to 4:30 p.m., Monday through Friday, excluding legal holidays. The telephone number for the Reading Room is (202) 566-1742, and the telephone number for the Air Docket is (202) 566-1742.

Electronic Access. You may access this **Federal Register** document electronically through the EPA Internet under the “**Federal Register**” listings at <http://www.epa.gov/fedrgstr/>.

An electronic version of the public docket is available through EPA’s electronic public docket and comment system, EPA Dockets. You may use EPA Dockets at <http://www.epa.gov/edocket/> to view public comments, access the index listing of the contents of the official public docket, and to access those documents in the public docket that are available electronically. Although not all docket materials may be available electronically, you may still access any of the publicly available docket materials through the docket facility identified above. Once in the system, select “search,” then key in the appropriate docket identification number.

Outline of This Preamble**I. Overview**

- A. What Is EPA Finalizing?
- B. Why Is EPA Taking This Action?

II. Nonroad Engine Standards

- A. What Are the New Engine Standards?
- B. Are the New Standards Feasible?
- C. Why Do We Need 15ppm Sulfur Diesel Fuel?

III. Requirements for Engine and Equipment Manufacturers

- A. Averaging, Banking, and Trading
- B. Transition Provisions for Equipment Manufacturers
- C. Engine and Equipment Small Business Provisions (SBREFA)
- D. Certification Fuel
- E. Temporary In-Use Compliance Margins
- F. Test Cycles
- G. Other Test Procedure Issues
- H. Engine Power
- I. Auxiliary Emission Control Devices and Defeat Devices
- J. Not-To-Exceed Requirements
- K. Investigating and Reporting Emission-Related Defects
- L. Compliance With the Phase-In Provisions
- M. Incentive Program for Early or Very Low Emission Engines
- N. Labeling and Notification Requirements
- O. General Compliance
- P. Other Issues
- Q. Highway Engines
- R. Changes That Affect Other Engine Categories

IV. Our Program for Controlling Nonroad, Locomotive and Marine Diesel Fuel Sulfur

- A. Nonroad, Locomotive and Marine Diesel Fuel Quality Standards
- B. Hardship Relief Provisions for Qualifying Refiners
- C. Special Provisions for Alaska and the Territories
- D. NRLM Diesel Fuel Program Design
- E. How Are State Diesel Fuel Programs Affected by the Sulfur Diesel Program?
- F. Technological Feasibility of the 500 and 15 ppm Sulfur Diesel Fuel Program
- G. What Are the Potential Impacts of the 15 ppm Sulfur Diesel Program on Lubricity and Other Fuel Properties?
- H. Refinery Air Permitting

V. Nonroad, Locomotive and Marine Diesel Fuel Program: Details of the Compliance and Enforcement Provisions

- A. Special Fuel Provisions and Exemptions

B. Additional Requirements for Refiners and Importers**C. Requirements for Parties Downstream of the Refinery or Import Facility****D. Diesel Fuel Sulfur Sampling and Testing Requirements****E. Selection of the Marker for Heating Oil****F. Fuel Marker Test Method****G. Requirements for Record-keeping, Reporting, and PTDs****H. Liability and Penalty Provisions for Noncompliance****I. How Will Compliance With the Sulfur Standards Be Determined?****VI. Program Costs and Benefits****A. Refining and Distribution Costs****B. Cost Savings to the Existing Fleet From the Use of Low Sulfur Fuel****C. Engine and Equipment Cost Impacts****D. Annual Costs and Cost Per Ton****E. Do the Benefits Outweigh the Costs of the Standards?****F. Economic Impact Analysis****VII. Alternative Program Options Considered****A. Summary of Alternatives****B. Introduction of 15 ppm Nonroad Diesel Sulfur Fuel in One Step****C. Applying the 15 ppm Sulfur Cap to Locomotive and Marine Diesel Fuel****D. Other Alternatives****VIII. Future Plans****A. Technology Review****B. Test Procedure Issues****C. In-use Testing****D. Engine Diagnostics****E. Future NO_x Standards for Engines in Mobile Machinery Over 750 hp****F. Emission Standards for Locomotive and Marine Diesel Engines****G. Retrofit Programs****H. Reassess the Marker Specified for Heating Oil****IX. Public Participation****X. Statutory and Executive Order Reviews****A. Executive Order 12866: Regulatory Planning and Review****B. Paperwork Reduction Act****C. Regulatory Flexibility Act (RFA), as amended by the Small Business Regulatory Enforcement Fairness Act of 1996 (SBREFA), 5 U.S.C. 601 et. seq****D. Unfunded Mandates Reform Act****E. Executive Order 13132: Federalism****F. Executive Order 13175: Consultation and Coordination With Indian Tribal Governments****G. Executive Order 13045: Protection of Children from Environmental Health and Safety Risks**

- H. Executive Order 13211: Actions That Significantly Affect Energy Supply, Distribution, or Use
- I. National Technology Transfer Advancement Act
- J. Congressional Review Act
- XI. Statutory Provisions and Legal Authority

I. Overview

EPA today is completing the third recent major program to reduce emissions from the nation's mobile sources. Today's final rule establishes standards for nonroad diesel engines and fuel and builds on the recently adopted Tier 2 program for cars and light trucks and the 2007 highway diesel program for on-highway diesel engines. These three programs have in common large reductions in sulfur levels in fuel that will not only achieve public health benefits but also facilitate the introduction of advanced emissions control technologies. In 1996, emissions from land-based nonroad, marine, and locomotive diesel engines were estimated to be about 40 percent of the total mobile source inventory of PM_{2.5} (particulate matter less than 2.5 microns in diameter) and 25 percent of the NO_x (nitrogen oxides) inventory. Without today's final rule, these contributions would be expected to grow to 44 percent and 47 percent by 2030 for PM_{2.5} and NO_x, respectively. By themselves, land-based nonroad diesel engines are a very large part of the diesel mobile source PM_{2.5} inventory, contributing about 47 percent in 1996, and growing to 70 percent of this inventory by 2020 without today's final rule. In order to meet the Clean Air Act's goal of cleaning up the nation's air, emissions reductions from the nonroad sector are necessary.

This program begins to get important emission reductions in 2008, and by 2030 we estimate that this program will reduce over 129,000 tons PM_{2.5} and 738,000 tons of NO_x annually. These emission reductions will be directly helpful to the 474 counties nationwide that have been recently designated as nonattainment areas for the 8-hour ozone standard and for counties that will be designated as nonattainment for PM_{2.5} later this year. The resulting ambient PM_{2.5} and NO_x reductions correspond to public health improvements in 2030 including approximately 12,000 fewer premature mortalities, 15,000 fewer heart attacks, 1 million fewer lost days of work due to adults with respiratory symptoms, 5.9 million fewer days when adults have to restrict their activities due to respiratory symptoms, and almost 6,000 emergency room visits for asthma attacks in children. Our projections in this final

rule for public health and welfare improvements are greater than estimated at proposal.

This final rule sets out emission standards for nonroad diesel engines—engines used mainly in construction, agricultural, industrial and mining operations—that will achieve reductions in PM and NO_x emissions levels in excess of 95 percent and 90 percent respectively. This action also regulates nonroad diesel fuel for the first time by reducing sulfur levels in this fuel more than 99 percent to 15 parts per million (ppm). These provisions mirror those already in place for highway diesel engines, which will lead to the introduction of 15 ppm sulfur diesel fuel, followed by stringent engine standards in that sector beginning in 2007 based on advanced aftertreatment technologies. We believe it is highly appropriate to bring the same types of expected advanced aftertreatment technologies to the nonroad market as soon as possible and we believe today's nonroad fuel and engine program represents the next step in a feasible progression in the application of clean technologies to nonroad diesel engines and the associated diesel fuel.

As we did with the proposed nonroad rulemaking, we followed specific principles when developing this final rule. First, the program achieves reductions in NO_x, sulfur oxides (SO_x), and PM emissions as early as possible. Second, it does so by implementing the fuel program as soon as possible while at the same time not interfering with the implementation and expected benefits of introducing ultra low sulfur fuel (diesel fuel containing no greater than 15 ppm sulfur) in the highway market as required by the 2007 highway diesel rule. Next, we are generally treating vehicles and fuels as a system, that is promulgating engine and fuel standards in tandem in order to cost-effectively achieve the greatest emission reductions. Lastly, the program provides sufficient lead time to allow the migration of advanced emissions control technologies from the highway sector to nonroad diesel engines as well as the expansion of ultra low sulfur diesel fuel production to the nonroad market.

The May 2003 proposed rulemaking culminated a multi-year effort to develop control strategies for nonroad engines. EPA worked collaboratively with stakeholders from industry, state and local government, and public health organizations in putting together its comprehensive (and widely praised) new engine standards and sulfur fuel controls. We received about 150,000 comments on the proposal, almost all of them in support. We held three public

hearings on the proposal and have participated in scores of meetings with commenters in developing the provisions of today's final rule. An important aspect of this collaborative development effort has been EPA's coordination with other governments in helping to further world harmonization of nonroad engine controls and fuel sulfur levels. Information gathered in these comments and discussions, taken in context with the principles described above, has been the basis for our action today.

In summary, this rule sets out engine standards and emission test procedures (including not-to-exceed requirements) for new nonroad diesel engines, and sulfur control requirements for diesel fuel used in land-based nonroad, locomotive, and marine engines (NRLM fuel). Beginning in 2008, the new Tier 4 engine standards for five power categories for engines from under 25 horsepower (hp) to above 750 horsepower will be phased in. New engine emissions test procedures will be phased in along with these new standards to better ensure emissions control over real-world engine operation and to help provide for effective compliance determination. The sulfur reductions to land-based nonroad diesel fuel will be accomplished in two steps, with an interim step from currently uncontrolled levels to a 500 ppm cap starting in June, 2007 and the final step to 15 ppm in June, 2010. This change in fuel quality will directly lead to important health and welfare benefits associated with the reduced generation of sulfate PM and SO_x. Even more important, introduction of 15 ppm sulfur nonroad diesel fuel facilitates the introduction of advanced aftertreatment devices for nonroad engines.

Although we did not propose to control locomotive and marine diesel fuel sulfur levels to 15 ppm in the NPRM, recognizing the important environmental and public welfare benefits that such a program could enable, we have decided to finalize this second step to 15 ppm sulfur fuel control program for locomotive and marine diesel fuel beginning in 2012. Locomotive and marine diesel fuel will first be reduced from current uncontrolled levels to a 500 ppm cap starting in June 2007 and the second step down to a 15 ppm cap will take place in June, 2012. While we have chosen to reduce sulfur levels in locomotive and marine diesel fuel to 15 ppm in this rulemaking without adopting corresponding engine controls, we note that the Agency has already begun work to promulgate appropriate

new standards for these engines.¹ The monetized health and welfare benefits associated with further sulfur reduction to 15 ppm outweigh the costs of the sulfur reductions. Also, doing so now allows for the promulgation of a single integrated fuel program and provides the refining industry with long term predictability for sulfur control.

The requirements in this rule will result in substantial benefits to public health and welfare and the environment through significant reductions in NO_x and PM as well as nonmethane hydrocarbons (NMHC), carbon monoxide (CO), SO_x, and air toxics. As noted, by 2030 this program will reduce annual emissions of NO_x and PM by 738,000 and 129,000 tons, respectively. We estimate these annual emission reductions will prevent 12,000 premature deaths, over 8,900 hospitalizations, 15,000 nonfatal heart attacks, and approximately 1 million days that people miss work because of respiratory symptoms, among quantifiable benefits. The overall quantifiable benefits will total \$83 billion annually by 2030 using a 3 percent discount rate and \$78 billion using a 7 percent discount rate at a cost of approximately \$2 billion, with a 30-year net present value for the benefits of \$805 billion at 3 percent discounting and \$352 billion at 7 percent discounting at a net present value cost of \$27 billion at 3 percent discounting and \$14 billion at 7 percent discounting. Clearly the benefits of this program dramatically outweigh its cost at a ratio of approximately 40:1 in 2030.

A. What Is EPA Finalizing?

As part of the proposed rulemaking, we set out very detailed provisions for new engine exhaust emission controls, sulfur limitations in nonroad and locomotive/marine diesel fuels, test procedures, compliance requirements, and other information. We also looked at a number of alternative program options, such as requiring refiners to reduce sulfur from uncontrolled levels to 15 ppm in one step in 2008. We continue to believe that the main program options set out in the proposal are feasible and the most cost-effective requirements, taking into account other factors such as lead time and interaction with the highway diesel program, so we are generally adopting the engine and fuel provisions which we proposed.

1. Nonroad Diesel Engine Emission Standards

Today's action adopts Tier 4 standards for nonroad diesel engines of all horsepower ratings. These standards are technology-neutral in the sense that manufacturers are the responsible party in determining which emission control technologies will be needed to meet the requirements. Applicable emissions standards are determined by model year for each of five engine power band categories. For engines less than 25 hp, we are adopting a new engine standard for PM of 0.30 g/bhp-hr (grams per brake-horsepower-hour) beginning in 2008, and leaving the previously-set 5.6 g/bhp-hr combined standard for NMHC+NO_x in place. For engines of 25 to 75 hp, we are adopting standards reflecting approximately 50 percent reductions in PM control from today's engines, again applicable beginning in 2008. Then, starting in 2013, standards of 0.02 g/bhp-hr for PM and 3.5 g/bhp-hr for NMHC+NO_x will apply for this power category. For engines of 75 to 175 hp, the standards will be 0.01 g/bhp-hr for PM, 0.30 g/bhp-hr for NO_x and 0.14 g/bhp-hr for NMHC starting in 2012, with the NO_x and NMHC standards phased in over a period of three to four years in order to address lead time, workload, and feasibility considerations. These same standards will apply to engines of 175 to 750 hp as well starting in 2011, with a similar phase-in. These PM, NO_x, and NMHC standards and phase-in schedules are similar in stringency to the 2007 highway diesel standards and are expected to require the use of high-efficiency aftertreatment systems to ensure compliance.

For engines above 750 hp, we are requiring PM and NMHC control to 0.075 g/bhp-hr and 0.30 g/bhp-hr, respectively, starting in 2011. More stringent standards take effect in 2015 with PM standards of 0.02 g/bhp-hr (for engines used in generator sets) and 0.03 g/bhp-hr (for non-generator set engines), and an NMHC standard of 0.14 g/bhp-hr. The NO_x standard in 2011 will be 0.50 g/bhp-hr for generator set engines above 1200 hp, and 2.6 g/bhp-hr for all other engines in the above 750 hp category. This application of advanced NO_x emission control technologies to generator set engines above 1200 hp will provide substantial NO_x reductions and will occur earlier than we had proposed in the NPRM. In 2015, the 750–1200 hp generator set engines will be added to the stringent 0.50 g/bhp-hr NO_x requirement as well. The long-term NO_x standard for engines not used in generator sets (mobile machinery) will

be addressed in a future action (we are currently considering such an action in the 2007 time frame).

We are also continuing the averaging, banking, and trading provisions engine manufacturers can use to demonstrate compliance with the standards. We also are continuing provisions providing flexibilities which equipment manufacturers may use to facilitate transition to compliance with the new standards. In addition, we are including turbocharged diesels in the existing regulation of crankcase emissions, effective in the same year that the new standards first apply in each power category.

As discussed at length in the proposal, new test procedures and compliance provisions, especially the not-to-exceed and transient tests, are necessary to ensure the benefits of the standards being adopted today are achieved when the aftertreatment-based standards go into place. We are therefore adopting the proposed test procedures and compliance provisions, with slight modifications designed to better implement the provisions, in today's rule. We continue to believe the new transient test, cold start transient test, and not-to-exceed test procedures and standards will all help achieve our goal of emissions reductions being achieved in actual engine operation.

As noted, the final rule also continues, and in some cases modifies, existing provisions that will facilitate the transition to the new engine and fuel standards. Many of these provisions will help small business engine and equipment manufacturers meet the requirements. They will also aid manufacturers in managing their development of engines and equipment that will meet our new standards.

2. Nonroad, Locomotive, and Marine Diesel Fuel Quality Standards

The fuel program requirements are very similar to those included in the proposal, with two notable exceptions. The first involves the standards themselves with the inclusion of locomotive and marine diesel fuel in the 15 ppm standard. The second addresses the compliance provisions designed to ensure the effectiveness of the program.

We are adopting the two-step approach to sulfur control, with all land-based nonroad, locomotive, and marine diesel fuel going from uncontrolled sulfur levels of approximately 3,000 ppm sulfur to 500 ppm in June, 2007. The interim step will by itself achieve significant PM and SO_x emission reductions with associated important health benefits as early as is practicable. Then, in June

¹ EPA is issuing an Advanced Notice of Proposed Rulemaking for locomotive and marine engine standards as part of this effort.

2010, the sulfur cap for land-based nonroad engine diesel fuel will be reduced to the final standard of 15 ppm. Two years later, in 2012, the 15 ppm cap for locomotive and marine engine diesel fuel will go into effect. The reduction to 15 ppm sulfur provides additional direct control of PM and SO_x emissions and is an enabling technology for the application of advanced catalyst-based emission control technologies.

Although we did not propose to control locomotive and marine diesel fuel to 15 ppm in the NPRM, after careful consideration and reviewing substantial comments from stakeholders, we have decided to include fuel used in locomotive and marine applications in the final step to 15 ppm beginning in 2012. The incremental PM health and welfare benefits associated with this standard outweigh the costs. The locomotive and marine diesel fuel program provides a near-term positive impact on public health and welfare. Also, the 15 ppm sulfur diesel fuel provides an opportunity that may enable the application of advanced catalyst-based emission control technologies to locomotive and marine diesel engines. We are issuing an Advance Notice of Proposed Rulemaking for locomotive and marine diesel engines that investigates this potential. Recognizing the value that a locomotive and marine fuel program could have for public health and welfare, State and local authorities and public health advocacy organizations provided a large number of comments encouraging us to take action in this rulemaking to address emissions from this category.

Including locomotive and marine fuel in the 15 ppm sulfur diesel fuel pool also simplifies the overall design of the fuel program and will simplify the distribution of diesel fuel. At the same time, we have finalized this standard with flexibilities designed specifically to address fuel program implementation issues raised in the comments.

Noting that sulfur levels in highway diesel fuel will generally be at or below 15 ppm starting in 2006 and not wanting to reduce the benefits of introducing this clean fuel, we spent considerable time developing a compliance assurance scheme for introducing our nonroad diesel sulfur program to mesh with the highway program requirements. We initially thought that a "baseline" approach essentially requiring refiners to maintain a constraint on sulfur levels of various distillate fuels, based on historical production volumes, was the most appropriate mechanism. Subsequently we learned that the other

mechanism we discussed in the proposal, a "designate and track" type approach, is better suited to address our priorities and commitments for the nonroad diesel sulfur control program. This approach allows refiners to designate volumes of nonroad fuel into various categories and these designations would follow the fuel throughout the distribution system. We have successfully worked through our enforceability and other concerns with this approach and are now including it as our compliance mechanism for the fuel standards of today's program.

B. Why Is EPA Taking This Action?

As we have discussed extensively in both the proposal and today's action, EPA strongly believes it is appropriate to take steps now to reduce future emissions from nonroad, locomotive, and marine diesel engines. Emissions from these engines contribute greatly to a number of serious air pollution problems and would continue to do so in the future absent further reduction measures. Such emissions lead to adverse health and welfare effects associated with ozone, PM, NO_x, SO_x, and volatile organic compounds, including toxic compounds. In addition, diesel exhaust is of specific concern because it is likely to be carcinogenic to humans by inhalation as well as posing a hazard from noncancer respiratory effects. Ozone, NO_x, and PM also cause significant public welfare harm such as damage to crops, eutrophication, regional haze, and soiling of building materials.

Millions of Americans continue to live in areas with unhealthy air quality that may endanger public health and welfare. As discussed in more detail below, there are approximately 159 million people living in areas that either do not meet the 8-hour ozone National Ambient Air Quality Standards (NAAQS) or contribute to violations in other counties as noted in EPA's recent nonattainment designations for part or all of 474 counties. In addition, approximately 65 million people live in counties where air quality measurements violate the PM_{2.5} NAAQS. These numbers do not include the tens of millions of people living in areas where there is a significant future risk of failing to maintain or achieve the ozone or PM_{2.5} NAAQS. Federal, state, and local governments are working to bring ozone and PM levels into compliance with the NAAQS attainment and maintenance plans and the reductions included in today's rule will play a critical part in these actions. Reducing regional emissions of SO_x is critical to this strategy for attaining the

PM NAAQS and meeting regional haze goals in our treasured national parks. SO_x levels can themselves pose a respiratory hazard.

Although controlling air pollution from nonroad diesel exhaust is challenging, we strongly believe it can be accomplished through the application of high-efficiency emissions control technologies. As discussed in much greater detail in section II, very large emission reductions (in excess of 90 percent) are possible, especially through the use of catalytic emission control devices installed in the nonroad equipment's exhaust system and integrated with the engine controls. To meet the standards being adopted today, application of such technologies for both PM and NO_x control will be needed for most engines. High-efficiency PM exhaust emission control technology has been available for several years, and it is the same technology we expect to be applied to meet the PM standards for highway diesel engines in 2007. For NO_x, we expect the same high-efficiency technologies being developed for the 2007 highway diesel engine program will be used to meet our new nonroad requirements. All of these technologies are dependent on the 15 ppm maximum sulfur levels for nonroad diesel fuel being adopted today. The fuel control program being adopted today also yields significant and important reductions in SO_x from these sources.

1. Basis for Action Under the Clean Air Act

Section 213 of the Clean Air Act ("the Act" or CAA) gives us the authority to establish emissions standards for nonroad engines and vehicles. Section 213(a)(3) authorizes the Administrator to set standards for NO_x, volatile organic compounds (VOCs), and CO which "standards shall achieve the greatest degree of emission reduction achievable through the application of technology which the Administrator determines will be available for the engines or vehicles." As part of this determination, the Administrator must give appropriate consideration to cost, lead time, noise, energy, and safety factors associated with the application of such technology. The standards adopted today for NO_x implement this provision. Section 213(a)(4) authorizes the Administrator to establish standards to control emissions of pollutants (other than those covered by section 213(a)(3)) which "may reasonably be anticipated to endanger public health and welfare." Here, the Administrator may promulgate regulations that are deemed appropriate for new nonroad vehicles and engines

which cause or contribute to such air pollution, taking into account costs, noise, safety, and energy factors. EPA believes the new controls for PM in today's rule are an appropriate exercise of EPA's discretion under the authority of section 213(a)(4).

We believe the evidence provided in section II of this preamble and in the Regulatory Impact Analysis (RIA) indicates that the stringent emission standards adopted today are feasible and reflect the greatest degree of emission reduction achievable in the model years to which they apply. We have given appropriate consideration to costs in promulgating these standards. Our review of the costs and cost-effectiveness of these standards indicate that they will be reasonable and comparable to the cost-effectiveness of other emission reduction strategies for the same pollutants that have been required or could be required in the future. We have also reviewed and given appropriate consideration to the energy factors of this rule in terms of fuel efficiency and effects on diesel fuel supply, production, and distribution, as discussed below, as well as any safety factors associated with these new standards.

The information in this section and chapters 2 and 3 of the RIA regarding air quality and the contribution of nonroad, locomotive, and marine diesel engines to air pollution provides strong evidence that emissions from such engines significantly and adversely impact public health or welfare. First, as noted earlier, there is a significant risk that several areas will fail to attain or maintain compliance with the NAAQS for 8-hour ozone concentrations or the NAAQS for PM_{2.5} during the period that these new vehicle and engine standards will be phased into the vehicle population, and that nonroad, locomotive, and marine diesel engines contribute to such concentrations, as well as to concentrations of other criteria pollutants. This risk will be significantly reduced by the standards adopted today, as also noted above. However, the evidence indicates that some risk remains even after the reductions achieved by these new controls on nonroad diesel engines and nonroad, locomotive, and marine diesel fuel. Second, EPA believes that diesel exhaust is likely to be carcinogenic to humans. The risk associated with exposure to diesel exhaust includes the particulate and gaseous components among which are benzene, formaldehyde, acetaldehyde, acrolein, and 1,3-butadiene, all of which are known or suspected human or animal carcinogens, or have noncancer health

effects. Moreover, these compounds have the potential to cause health effects at environmental levels of exposure. Third, emissions from nonroad diesel engines (including locomotive and marine diesel engines) contribute to regional haze and impaired visibility across the nation, as well as to odor, acid deposition, polycyclic organic matter (POM) deposition, eutrophication and nitrification, all of which are serious environmental welfare problems.

EPA has already found in previous rules that emissions from new nonroad diesel engines contribute to ozone and CO concentrations in more than one area which has failed to attain the ozone and CO NAAQS (59 FR 31306, June 17, 1994). EPA has also previously determined that it is appropriate to establish standards for PM from new nonroad diesel engines under section 213(a)(4), and the additional information on diesel exhaust carcinogenicity noted above reinforces this finding. In addition, we have already found that emissions from nonroad engines significantly contribute to air pollution that may reasonably be anticipated to endanger public welfare due to regional haze and visibility impairment (67 FR 68242–68243, Nov. 8, 2002). We find here, based on the information in this section of the preamble and chapters 2 and 3 of the RIA, that emissions from the new nonroad diesel engines covered by this final action likewise contribute to regional haze and to visibility impairment that may reasonably be anticipated to endanger public welfare. Taken together, these findings indicate the appropriateness of the nonroad diesel engine standards adopted today for purposes of section 213(a)(3) and (4) of the Act. These findings were unchallenged by commenters.

These standards must take effect at “the earliest possible date considering the lead time necessary to permit development and application of the requisite technology,” giving “appropriate consideration” to cost, energy, and safety.² The compliance dates we are adopting reflect careful consideration of these factors. The averaging, banking, and trading (ABT), equipment manufacturer flexibilities, and phase-in provisions for NO_x are elements in our determination that we have selected appropriate lead times for the standards.

Section 211(c) of the CAA allows us to regulate fuels where emission products of the fuel either: (1) Cause or contribute to air pollution that

reasonably may be anticipated to endanger public health or welfare, or (2) will impair to a significant degree the performance of any emission control device or system which is in general use, or which the Administrator finds has been developed to a point where in a reasonable time it will be in general use were such a regulation to be promulgated. This rule meets both of these criteria. Sulfur dioxide (SO₂) and sulfate PM emissions from nonroad, locomotive, marine and diesel vehicles are due to sulfur in diesel fuel. As discussed above, emissions of these pollutants cause or contribute to ambient levels of air pollution that endanger public health and welfare. Control of sulfur to 15 ppm for this fuel through a two-step program would lead to significant, cost-effective reductions in emissions of these pollutants. Control of sulfur to 15 ppm in nonroad diesel fuel will also enable emissions control technology that will achieve significant, cost-effective reduction in emissions of these pollutants, as discussed in section I.B.2 below. The substantial adverse effect of high sulfur levels on the performance of diesel emission control devices or systems that would be expected to be used to meet the nonroad standards is discussed in detail in section II. Control of sulfur to 15 ppm for locomotive and marine diesel fuel, as with nonroad diesel fuel, will provide meaningful additional benefits that outweigh the costs. In addition, our authority under section 211(c) is discussed in more detail in Appendix A to chapter 5 of the RIA.

2. What Is the Air Quality Impact of This Final Rule?

a. Public Health and Environmental Impacts

With this rulemaking, we are acting to extend advanced emission controls to another major source of diesel engine emissions: Nonroad land-based diesel engines. This final rule sets out emission standards for nonroad land-based diesel engines—engines used mainly in construction, agricultural, industrial and mining operations—that will achieve reductions in PM and NO_x standards in excess of 95 percent and 90 percent, respectively for this class of vehicles. This action also regulates nonroad diesel fuel for the first time by reducing sulfur levels in this fuel more than 99 percent to 15 ppm. The diesel fuel sulfur requirements will decrease PM and SO₂ emissions for land-based diesel engines, as well as for three other nonroad source categories: Commercial marine diesel vessels, locomotives, and recreational marine diesel engines.

² See Clean Air Act section 213(b).

These sources are significant contributors to atmospheric pollution of (among other pollutants) PM, ozone and a variety of toxic air pollutants. In 1996, emissions from these four source categories were estimated to be 40 percent of the mobile source inventory for PM_{2.5} and 25 percent for NO_x, and 10 percent and 13 percent of overall emissions for these potential health hazards, respectively. Without further controls beyond those we have already adopted, these sources will emit 44 percent of PM_{2.5} from mobile sources and 47 percent of NO_x emissions from mobile sources by the year 2030.

Nonroad engines, and most importantly nonroad diesel engines, contribute significantly to ambient PM_{2.5} levels, largely through direct emissions of carbonaceous and sulfate particles in the fine (and even ultrafine) size range. Nonroad diesels also currently emit high levels of NO_x which react in the atmosphere to form secondary PM_{2.5} (namely ammonium nitrate) as well as ozone. Nonroad diesels also emit SO₂ and hydrocarbons which react in the atmosphere to form secondary PM_{2.5} (namely sulfates and organic carbonaceous PM_{2.5}). This section summarizes key points regarding the nonroad diesel engine contribution to these pollutants and their impacts on human health and the environment. EPA notes that we are relying not only on the information presented in this preamble, but also on the more detailed information in chapters 2 and 3 of the RIA and technical support documents, as well as

information in the preamble, RIA, and support documents for the proposed rule.

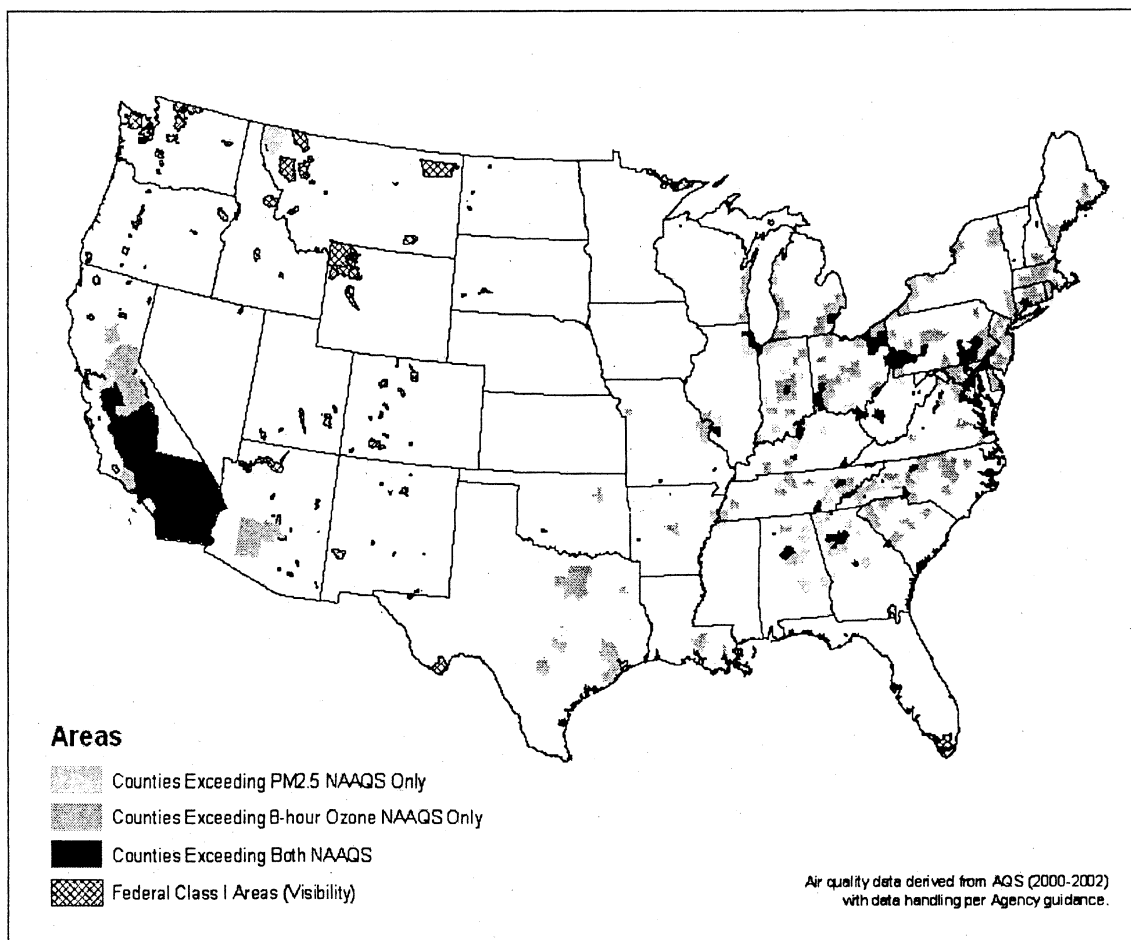
When fully implemented, this final rule will reduce nonroad (equipment such as construction, agricultural, and industrial), diesel PM_{2.5} and NO_x emissions by 95 percent and 90 percent, respectively. It will also virtually eliminate nonroad diesel SO₂ emissions, which amounted to approximately 234,000 tons in 1996, and would otherwise grow to approximately 326,000 tons by 2020. These dramatic reductions in nonroad emissions are a critical part of the effort by federal, state and local governments to reduce the health related impacts of air pollution and to reach attainment of the NAAQS for PM and ozone, as well as to improve other environmental effects such as atmospheric visibility. Based on the most recent data available for this rule, such problems are widespread in the United States. There are almost 65 million people living in 120 counties with monitored PM_{2.5} levels (2000–2002) exceeding the PM_{2.5} NAAQS, and 159 million people living in areas recently designated as exceeding 8-hour ozone NAAQS. Figure I–1 illustrates the widespread nature of these problems. Shown in this figure are counties exceeding the PM_{2.5} NAAQS or designated for nonattainment with the 8-hour ozone NAAQS plus mandatory Federal Class I areas, which have particular needs for reductions in atmospheric haze.

Our air quality modeling also indicates that similar conditions are

likely to continue to persist in the future in the absence of additional controls and that the emission reductions would assist areas with attainment and future maintenance of the PM and ozone NAAQS.³ For example, in 2020, based on emission controls currently adopted, we project that 66 million people will live in 79 counties with average PM_{2.5} levels above 15 micrograms per cubic meter (ug/m³). In 2030, the number of people projected to live in areas exceeding the PM_{2.5} standard is expected to increase to 85 million in 107 counties. An additional 24 million people are projected to live in counties within 10 percent of the standard in 2020, which will increase to 64 million people in 2030. Furthermore, for ozone, in 2020, based on emission controls currently adopted, the number of counties violating the 8-hour ozone standard is expected to decrease to 30 counties where 43 million people are projected to live. Thereafter, exposure to unhealthy levels of ozone is expected to begin to increase again. In 2030 the number of counties violating the 8-hour ozone NAAQS is projected to increase to 32 counties where 47 million people are projected to live. In addition, in 2030, 82 counties where 44 million people are projected to live will be within 10 percent of violating the ozone 8-hour NAAQS.

BILLING CODE 6560–50–P

³ Note this analysis does not include the effects of the proposed Rule to Reduce Interstate Transport of Fine Particulate Matter and Ozone (Interstate Air Quality Rule). 69 FR 4566 (January 30, 2004). See <http://www.epa.gov/interstateairquality/rule.html>.

Figure I-1. Air Quality Problems are Widespread

EPA is still developing the implementation process for bringing the nation's air into attainment with the PM_{2.5} and 8-hour ozone NAAQS. Based on section 172(a) provisions in the Act, designated areas will need to attain the PM_{2.5} NAAQS in the 2010 (based on 2007–2009 air quality data) to 2015 (based on 2012 to 2014 air quality data) time frame, and then be required to maintain the NAAQS thereafter. Similarly, we expect that most areas covered under subpart 1 and 2 will attain the ozone standard in the 2007 to 2014 time frame, depending on an area's classification and other factors, and then be required to maintain the NAAQS thereafter.

Since the emission reductions expected from this final rule would begin in this same time frame, the projected reductions in nonroad emissions would be used by states in meeting the PM_{2.5} and ozone NAAQS. In

their comments on the proposal, states told EPA that they need nonroad diesel engine reductions in order to be able to meet and maintain the PM_{2.5} and ozone NAAQS as well as to make progress toward visibility requirements.⁴

⁴ The following are sample comments from states and state associations on the proposed rule, which corroborate that this rule is a critical element in States' NAAQS attainment efforts. Fuller information can be found in the Summary and Analysis of Comments.

—“Unless emissions from nonroad diesels are sharply reduced, it is very likely that many areas of the country will be unable to attain and maintain health-based NAAQS for ozone and PM.” (STAPPA/ALAPCO)

—“Adoption of the proposed regulation * * * is necessary for the protection of public health in California and to comply with air quality standards * * * The need for 15 ppm sulfur diesel fuel cannot be overstated.” (California Air Resources Board)

—“The EPA's proposed regulation is necessary if the West is to make reasonable progress towards improving visibility in our nation's Class I areas.” (Western Regional Air Partnership (WRAP))

Furthermore, this action would ensure that nonroad diesel emissions will continue to decrease as the fleet turns over in the years beyond 2014; these reductions will be important for maintenance of the NAAQS following attainment.

Scientific studies show ambient PM is associated with a series of adverse health effects. These health effects are discussed in detail in the EPA Criteria Document for PM as well as the draft updates of this document released in the

—“Attainment of the NAAQS for ozone and PM_{2.5} is of immediate concern to the states in the northeast region. * * * Thus, programs * * * such as the proposed rule for nonroad diesel engines are essential.” (NESCAUM)

past year.^{5,6} EPA's "Health Assessment Document for Diesel Engine Exhaust," (the "Diesel HAD") also reviews health effects information related to diesel exhaust as a whole including diesel PM, which is one component of ambient PM.⁷ In the Diesel HAD, we note that the particulate characteristics in the zone around nonroad diesel engines are likely to be substantially the same as published air quality measurements made along busy roadways. This conclusion supports the relevance of health effects associated with highway diesel engine-generated PM to nonroad applications.

As described in these documents, health effects associated with short-term variation in ambient PM have been indicated by epidemiologic studies showing associations between exposure and increased hospital admissions for ischemic heart disease, heart failure, respiratory disease, including chronic obstructive pulmonary disease (COPD) and pneumonia. Short-term elevations in ambient PM have also been associated with increased cough, lower respiratory symptoms, and decrements in lung function. Additional studies have associated changes in heart rate and/or heart rhythm in addition to changes in blood characteristics with exposure to ambient PM. Short-term variations in ambient PM have also been associated with increases in total and cardiorespiratory mortality. Studies examining populations exposed to different levels of air pollution over a number of years, including the Harvard Six Cities Study and the American Cancer Society Study, suggest an association between long-term exposure to ambient PM_{2.5} and premature mortality, including deaths attributed to lung cancer.^{8,9} Two studies further analyzing the Harvard Six Cities Study's air quality data have also established a

specific influence of mobile source-related PM_{2.5} on daily mortality and a concentration-response function for mobile source-associated PM_{2.5} and daily mortality. Another recent study in 14 U.S. cities examining the effect of PM₁₀ (particulate matter less than 10 microns in diameter) on daily hospital admissions for cardiovascular disease found that the effect of PM₁₀ was significantly greater in areas with a larger proportion of PM₁₀ coming from motor vehicles, indicating that PM₁₀ from these sources may have a greater effect on the toxicity of ambient PM₁₀ when compared with other sources.¹⁰

Of particular relevance to this rule is a recent cohort study which examined the association between mortality and residential proximity to major roads in the Netherlands. Examining a cohort of 55 to 69 year-olds from 1986 to 1994, the study indicated that long-term residence near major roads, an index of exposure to primary mobile source emissions (including diesel exhaust), was significantly associated with increased cardiopulmonary mortality.¹¹ Other studies have shown children living near roads with high truck traffic density have decreased lung function and greater prevalence of lower respiratory symptoms compared to children living on other roads.¹² A recent review of epidemiologic studies examining associations between asthma and roadway proximity concluded that some coherence was evident in the literature, indicating that asthma, lung function decrement, respiratory symptoms, and other respiratory problems appear to occur more frequently in people living near busy roads.¹³ As discussed later, nonroad diesel engine emissions, especially particulate, are similar in composition to those from highway diesel vehicles. Although difficult to associate directly with PM_{2.5}, these studies indicate that direct emissions from mobile sources, and diesel engines specifically, may explain a portion of respiratory health

effects observed in larger-scale epidemiologic studies. Recent studies conducted in Los Angeles have illustrated that a substantial increase in the concentration of ultrafine particles is evident in locations near roadways, indicating substantial differences in the nature of PM immediately near mobile source emissions.¹⁴ For additional information on health effects, see the RIA.

In addition to its contribution to ambient PM concentrations, diesel exhaust is of specific concern because it has been judged to pose a lung cancer hazard for humans as well as a hazard from noncancer respiratory effects. In this context, diesel exhaust PM is generally used as a surrogate measure for diesel exhaust. Further, nonroad diesel engine emissions also contain several substances known or suspected as human or animal carcinogens, or that have noncancer health effects as described in the Diesel HAD. Moreover, these compounds have the potential to cause health effects at environmental levels of exposure. These other compounds include benzene, 1,3-butadiene, formaldehyde, acetaldehyde, acrolein, dioxin, and POM. For some of these pollutants, nonroad diesel engine emissions are believed to account for a significant proportion of total nationwide emissions. All of these compounds were identified as national or regional "risk drivers" in the 1996 NATA.¹⁵ That is, these compounds pose a significant portion of the total inhalation cancer risk to a significant portion of the population. Mobile sources contribute significantly to total emissions of these air toxics. As discussed in more detail in the RIA, this final rulemaking will result in significant reductions of these emissions.

In EPA's Diesel HAD,¹⁶ diesel exhaust was classified as likely to be carcinogenic to humans by inhalation at environmental exposures, in accordance with the revised draft 1996/1999 EPA cancer guidelines. A number of other agencies (National Institute for Occupational Safety and Health, the International Agency for Research on Cancer, the World Health Organization,

⁵ U.S. EPA (1996.) Air Quality Criteria for Particulate Matter—Volumes I, II, and III, EPA, Office of Research and Development. Report No. EPA/600/P-95/001a-cF. This material is available electronically at <http://www.epa.gov/ttn/oarpg/ticd.html>.

⁶ U.S. EPA (2003). Air Quality Criteria for Particulate Matter—Volumes I and II (Fourth External Review Draft) This material is available electronically at <http://cfpub.epa.gov/ncea/cfm/partmatt.cfm>.

⁷ U.S. EPA (2002). Health Assessment Document for Diesel Engine Exhaust. EPA/600/8-90/057F Office of Research and Development, Washington, DC. This document is available electronically at <http://cfpub.epa.gov/ncea/cfm/recordisplay.cfm?deid=29060>.

⁸ Dockery, DW; Pope, CA, III; Xu, X; *et al.* (1993) An association between air pollution and mortality in six U.S. cities. *N Engl J Med* 329:1753-1759.

⁹ Pope, CA, III; Burnett, RT; Calle, EE; *et al.* (2002) Lung cancer, cardiopulmonary mortality, and long-term exposure to fine particulate air pollution. *JAMA* 287: 1132-1141.

¹⁰ Janssen, NA; Schwartz J; Zanobetti A; *et al.* (2002) Air conditioning and source-specific particles as modifiers of the effect of PM₁₀ on hospital admissions for heart and lung disease. *Environ Health Perspect* 110(1):43-49.

¹¹ Hoek, G; Brunekreef, B; Goldbohm, S; *et al.* (2002) Association between mortality and indicators of traffic-related air pollution in the Netherlands: a cohort study. *Lancet* 360(9341):1203-1209.

¹² Brunekreef, B; Janssen NA; de Hartog, J; *et al.* (1997) Air pollution from traffic and lung function in children living near motor ways. *Epidemiology* (8): 298-303.

¹³ Delfino RJ. (2002) Epidemiologic evidence for asthma and exposure to air toxics: linkages between occupational, indoor, and community air pollution research. *Env Health Perspect Suppl* 110(4): 573-589.

¹⁴ Yifang Zhu, William C. Hinds, Seongheon Kim, Si Shen and Constantinos Sioutas Zhu Y; Hinds WC; Kim S; *et al.* (2002) Study of ultrafine particles near a major highway with heavy-duty diesel traffic. *Atmos Environ* 36(27): 4323-4335.

¹⁵ U.S. EPA (2002). National-Scale Air Toxics Assessment. This material is available electronically at <http://www.epa.gov/ttn/atw/nata/>.

¹⁶ U.S. EPA (2002). Health Assessment Document for Diesel Engine Exhaust. EPA/600/8-90/057F Office of Research and Development, Washington DC. This document is available electronically at <http://cfpub.epa.gov/ncea/cfm/recordisplay.cfm?deid=29060>.

California EPA, and the U.S. Department of Health and Human Services) have made similar classifications.

EPA generally derives cancer unit risk estimates to calculate population risk more precisely from exposure to carcinogens. In the simplest terms, the cancer unit risk is the increased risk associated with average lifetime exposure of 1 $\mu\text{g}/\text{m}^3$. EPA concluded in the Diesel HAD that it is not possible currently to calculate a cancer unit risk for diesel exhaust due to a variety of factors that limit the current studies, such as lack of an adequate dose-response relationship between exposure and cancer incidence.

However, in the absence of a cancer unit risk, the EPA Diesel HAD sought to provide additional insight into the significance of the cancer hazard by estimating possible ranges of risk that might be present in the population. The possible risk range analysis was developed by comparing a typical environmental exposure level for highway diesel sources to a selected range of occupational exposure levels and then proportionally scaling the occupationally observed risks according to the exposure ratios to obtain an estimate of the possible environmental risk. A number of calculations are needed to accomplish this, and these can be seen in the EPA Diesel HAD. The outcome was that environmental risks from diesel exhaust exposure could range from a low of 10^{-4} to 10^{-5} or be as high as 10^{-3} this being a reflection of the range of occupational exposures that could be associated with the relative and absolute risk levels observed in the occupational studies. Because of uncertainties, the analysis acknowledged that the risks could be lower than 10^{-4} or 10^{-5} and a zero risk from diesel exhaust exposure was not ruled out. Although the above risk range is based on environmental exposure levels for highway mobile sources only, the 1996 NATA estimated exposure for nonroad diesel sources as well. Thus, the exposure estimates were somewhat higher than those used in the risk range analysis described above. The EPA Diesel HAD, therefore, stated that the NATA exposure estimates result in a similar risk perspective.

The ozone precursor reductions expected as a result of this rule are also important because of health and welfare effects associated with ozone, as described in the Air Quality Criteria Document for Ozone and Other Photochemical Oxidants. Ozone can irritate the respiratory system, causing coughing, throat irritation, and/or uncomfortable sensation in the

chest.^{17, 18} Ozone can reduce lung function and make it more difficult to breathe deeply, and breathing may become more rapid and shallow than normal, thereby limiting a person's normal activity. Ozone also can aggravate asthma, leading to more asthma attacks that require a doctor's attention and/or the use of additional medication. In addition, ozone can inflame and damage the lining of the lungs, which may lead to permanent changes in lung tissue, irreversible reductions in lung function, and a lower quality of life if the inflammation occurs repeatedly over a long time period (months, years, a lifetime). People who are of particular concern with respect to ozone exposures include children and adults who are active outdoors. Those people particularly susceptible to ozone effects are people with respiratory disease, such as asthma, and people with unusual sensitivity to ozone, and children. Beyond its human health effects, ozone has been shown to injure plants, which has the effect of reducing crop yields and reducing productivity in forest ecosystems.^{19, 20}

New research suggests additional serious health effects beyond those that were known when the 8-hour ozone health standard was set. Since 1997, over 1,700 new health and welfare studies relating to ozone have been published in peer-reviewed journals.²¹ Many of these studies investigate the impact of ozone exposure on such health effects as changes in lung structure and biochemistry, inflammation of the lungs, exacerbation and causation of asthma, respiratory illness-related school absence, hospital and emergency room visits for asthma and other respiratory causes, and premature mortality. EPA is currently evaluating these and other studies as

part of the ongoing review of the air quality criteria and NAAQS for ozone. A revised Air Quality Criteria Document for Ozone and Other Photochemical Oxidants will be prepared in consultation with EPA's Clean Air Science Advisory Committee (CASAC). Key new health information falls into four general areas: Development of new-onset asthma, hospital admissions for young children, school absence rate, and premature mortality. In all, the new studies that have become available since the 8-hour ozone standard was adopted in 1997 continue to demonstrate the harmful effects of ozone on public health and the need for areas with high ozone levels to attain and maintain the NAAQS.

Finally, nonroad diesel emissions contribute to nine categories of non-health impacts: visibility impairment, soiling and material damage, acid deposition, eutrophication of water bodies, plant and ecosystem damage from ozone, water pollution resulting from deposition of toxic air pollutants with resulting effects on fish and wildlife, and odor. In particular, EPA determined that nonroad engines contribute significantly to unacceptable visibility conditions where people live, work and recreate, including contributing to visibility impairment in Federally mandated Class I areas that are given special emphasis in the Clean Air Act (67 FR 68242, November 8, 2002). Visibility is impaired by fine PM and precursor emissions from nonroad diesel engines subject to this final rule. Reductions in emissions from this final rule will improve visibility as well as other environmental outcomes as described in the RIA.

As supplementary information, we have made estimates using air quality modeling to illustrate the types of change in future $\text{PM}_{2.5}$ and ozone levels that we would expect to result from a final rule like this as described in chapter 2 of the RIA. That modeling shows that control of nonroad emissions would produce nationwide air quality improvements in $\text{PM}_{2.5}$ and ozone levels as well as visibility improvements. On a population-weighted basis, the average modeled change in future-year $\text{PM}_{2.5}$ annual averages is projected to decrease by 0.42 $\mu\text{g}/\text{m}^3$ (3.3%) in 2020, and 0.59 $\mu\text{g}/\text{m}^3$ (0.6%) in 2030. In addition, the population-weighted average modeled change in future year design values for ozone would decrease by 1.8 parts per billion (ppb) in 2020, and 2.5 ppb in 2030. Within areas predicted to violate the ozone NAAQS in the projected base case, the average decrease would be somewhat higher: 1.9 ppb in 2020 and 3.0 ppb in 2030.

¹⁷ U.S. EPA (1996). Air Quality Criteria for Ozone and Related Photochemical Oxidants, EPA/600/P-93/004aF. Docket No. A-99-06. Document Nos. II-A-15 to 17.

¹⁸ U.S. EPA (1996). Review of National Ambient Air Quality Standards for Ozone, Assessment of Scientific and Technical Information, OAQPS Staff Paper, EPA-452/R-96-007. Docket No. A-99-06. Document No. II-A-22.

¹⁹ U.S. EPA (1996). Air Quality Criteria for Ozone and Related Photochemical Oxidants, EPA/600/P-93/004aF. Docket No. A-99-06. Document Nos. II-A-15 to 17.

²⁰ U.S. EPA (1996). Review of National Ambient Air Quality Standards for Ozone, Assessment of Scientific and Technical Information, OAQPS Staff Paper, EPA-452/R-96-007. Docket No. A-99-06. Document No. II-A-22.

²¹ New Ozone Health and Environmental Effects References, Published Since Completion of the Previous Ozone AQCD, National Center for Environmental Assessment, Office of Research and Development, U.S. Environmental Protection Agency, Research Triangle Park, NC 27711 (7/2002) Docket No. A-2001-28, Document II-A-79.

The PM air quality improvements expected from this final rule are anticipated to produce major benefits to human health and welfare, with a combined value in excess of half a trillion dollars between 2007 and 2030. For example, in 2030, we estimate that this program will reduce approximately 129,000 tons PM_{2.5} and 738,000 tons of NO_x. The resulting ambient PM reductions correspond to public health improvements in 2030, including 12,000 fewer premature mortalities, 15,000 fewer heart attacks, 200,000 fewer asthma exacerbations in children, and 1 million fewer days when adults miss

work due to their respiratory symptoms, and 5.9 million fewer days when adults have to restrict their activities due to respiratory symptoms. The reductions will also improve visibility and reduce diesel odor. For further details on the economic benefits of this rule, please refer to the benefit-cost discussion in section VI of this preamble and chapter 9 of the RIA.

b. Emissions From Nonroad Diesel Engines

The engine and fuel standards in this final rule will affect emissions of direct PM_{2.5}, SO₂, NO_x, VOCs, and air toxics

for land-based nonroad diesel engines.²² For locomotive, commercial marine vessel (CMV), and recreational marine vessel (RMV) engines, the final fuel standards will affect direct PM_{2.5} and SO₂ emissions. Each sub-section below discusses one of these pollutants,²³ including expected emission reductions associated with the final standards.²⁴ Table I.B–1 summarizes the impacts of this rule for 2020 and 2030. Further details on our inventory estimates, including results for other years, are available in chapter 3 of the RIA.

TABLE I.B–1.—ESTIMATED NATIONAL (50 STATE) REDUCTIONS IN EMISSIONS FROM NONROAD LAND-BASED, LOCOMOTIVE, COMMERCIAL MARINE, AND RECREATIONAL MARINE DIESEL ENGINES

Pollutant [short tons]	2020	2030
Direct PM_{2.5}:		
PM _{2.5} Emissions Without Rule	167,000	181,000
PM _{2.5} Emissions With 500 ppm Sulfur in 2007 and No Other Controls	144,000	155,000
PM _{2.5} Emissions With 15 ppm Sulfur in 2012 and No Other Controls	141,000	152,000
PM _{2.5} Emissions With Entire Rule	81,000	52,000
PM _{2.5} Reductions Resulting from this Rule	86,000	129,000
SO₂:		
SO ₂ Emissions Without Rule	326,000	379,000
SO ₂ Emissions With 500 ppm Sulfur in 2007	37,000	43,000
SO ₂ Emissions With Entire Rule (15 ppm Sulfur in 2012)	3,000	3,000
SO ₂ Reductions Resulting from this Rule	323,000	376,000
NO_x—Land-Based Nonroad Engines Only^a:		
NO _x Emissions Without Rule	1,125,000	1,199,000
NO _x Emissions With Rule	681,000	461,000
NO _x Reductions Resulting from this Rule	444,000	738,000
VOC—Land-Based Nonroad Engines Only^a:		
VOC Emissions Without Rule	98,000	97,000
VOC Emissions With Rule	75,000	63,000
VOC Reductions Resulting from this Rule	23,000	34,000

Notes:

^a NO_x and VOC numbers only include emissions for land-based nonroad diesel engines because the Tier 4 controls will not be applied to locomotive, commercial marine, and recreational marine engines; and no NO_x and VOC emission reductions are generated through the lowering of fuel sulfur levels.

i. Direct PM_{2.5}

As described earlier, the Agency believes that reductions of diesel PM_{2.5} emissions are needed as part of the nation's progress toward clean air. Direct PM_{2.5} emissions from land-based nonroad diesel engines amount to increasingly large percentages of total man-made diesel PM_{2.5}. Between 1996 and 2030, we estimate that the percentage of total man-made diesel PM_{2.5} emissions coming from land-based nonroad diesel engines will increase from about 46 percent to 72 percent (based on a 48 state inventory).

Emissions of direct PM_{2.5} from land-based nonroad diesel engines based on

a 50 state inventory are shown in table I.B–1, along with our estimates of the reductions in 2020 and 2030 we expect would result from our final rule for a PM_{2.5} exhaust emission standard and from changes in the sulfur level in land-based nonroad, locomotive, and marine diesel fuel. Land-based nonroad, locomotive, and marine diesel fuel sulfur levels will be lowered to about 340 ppm in-use (500 ppm maximum) in 2007. Land-based nonroad diesel fuel sulfur will be lowered further to about 11 ppm in-use (15 ppm maximum) in 2010 and locomotive and marine diesel fuel sulfur will be lowered to the same level in 2012. In addition to PM_{2.5}

emissions estimates with the final rule, emissions estimates based on lowering diesel fuel sulfur without any other controls are shown in table I.B–1 for 2020 and 2030.

Figure I.B–1a shows our estimate of PM_{2.5} emissions between 2000 and 2030 both without and with the final standards and fuel sulfur requirements of this rule. We estimate that PM_{2.5} emissions from this source would be reduced by 71 percent in 2030.

ii. SO₂

We estimate that land-based nonroad, CMV, RMV, and locomotive diesel engines emitted about 234,000 tons of

²² We are also adopting a few minor adjustments of a technical nature to current CO standards. Emissions effects from these standards are discussed in the RIA.

²³ The estimates of baseline emissions and emissions reductions from the final rule reported here for nonroad land-based, recreational marine,

locomotive, and commercial marine vessel diesel engines are based on 50 state emissions inventory estimates. A 48 state inventory was used for air quality modeling that EPA conducted for this rule, of which Alaska and Hawaii are not a part. In cases where land-based nonroad diesel engine emissions are compared with non-mobile source portions of

the inventory, we use a 48 state emissions inventory, to match the 48 state nature of those other inventories.

²⁴ Please see the Summary and Analyses of Comments document for discussions of issues raised about the emission inventory estimates during the comment period for the NPRM.

SO₂ in 1996, accounting for about 33 percent of the SO₂ from mobile sources (based on a 48 state inventory). With no reduction in diesel fuel sulfur levels, we estimate that these emissions will continue to increase, accounting for about 44 percent of mobile source SO₂ emissions by 2030.

As part of this final rule, sulfur levels in fuel will be significantly reduced, leading to large reductions in nonroad, locomotive, and marine diesel SO₂ emissions. By 2007, the sulfur in diesel fuel used by all land-based nonroad, locomotive, and marine diesel engines will be reduced from the current average in-use level of between 2,300 to 2,400 ppm²⁵ to an average in-use level of about 340 ppm, with a maximum level of 500 ppm. By 2010, the sulfur in diesel fuel used by land-based nonroad engines will be reduced to an average in-use level of 11 ppm with a maximum level of 15 ppm. Sulfur in diesel fuel used by locomotive and marine engines will be reduced to the same level by 2012. Table II.B–1 and figure II.B–1b show the estimated reductions from these sulfur changes.

²⁵ Highway fuel is currently used in a significant fraction of land based nonroad equipment, locomotives, and marine vessels, reducing the in-use average sulfur level from about 3,000 ppm for uncontrolled high-sulfur fuel to 2,300 or 2,400 ppm.

iii. NO_x

Table I.B–1 shows the 50 state estimated tonnage of NO_x emissions for 2020 and 2030 without the final rule and the estimated tonnage of emissions eliminated with the final rule in place. These results are shown graphically in Figure I.E–1c at the end of this section. We estimate that NO_x emissions from these engines will be reduced by 62 percent in 2030.

We note that the magnitude of NO_x reductions determined in the final rule analysis is somewhat less than what was reported in the proposal's preamble and RIA, especially in the later years when the fleet has mostly turned over to Tier 4 designs. The greater part of this is due to the fact that we have deferred setting a long-term NO_x standard for mobile machinery over 750 horsepower to a later action. When this future action is completed, we would expect roughly equivalent reductions between the proposal and the overall final program, though there are some other effects reflected in the differing NO_x reductions as well, due to updated modeling assumptions and the adjusted NO_x standards levels for engines over 750 horsepower. Section II.A.4 of this preamble contains a detailed discussion of the NO_x standards we are adopting for engines over 750 horsepower as well as the basis for those standards.

iv. VOCs and Air Toxics

Based on a 48 state emissions inventory, we estimate that land-based nonroad diesel engines emitted over 221 thousand tons of VOC in 1996. Between 1996 and 2030, we estimate that land-based nonroad diesel engines will contribute about 2 to 3 percent of mobile source VOC emissions. Without further controls, land-based nonroad diesel engines will emit about 97 thousand tons/year of VOC in 2020 and 2030 nationally.

Table I.B–1 shows our projection of the reductions in 2020 and 2030 for VOC emissions that we expect from implementing the final NMHC standards. This estimate is based on a 50 state emissions inventory. By 2030, VOC emissions from this category would be reduced by 35 percent from baseline levels.

While we are not adopting any specific gaseous air toxics standards in today's rule, air toxics emissions would nonetheless be significantly reduced through the NMHC standards included in the final rule. By 2030, we estimate that emissions of air toxics pollutants, such as benzene, formaldehyde, acetaldehyde, 1,3-butadiene, and acrolein, would be reduced by 35 percent from land-based nonroad diesel engines. Diesel PM reductions were discussed above. For specific air toxics reduction estimates, see chapter 3 of the RIA.

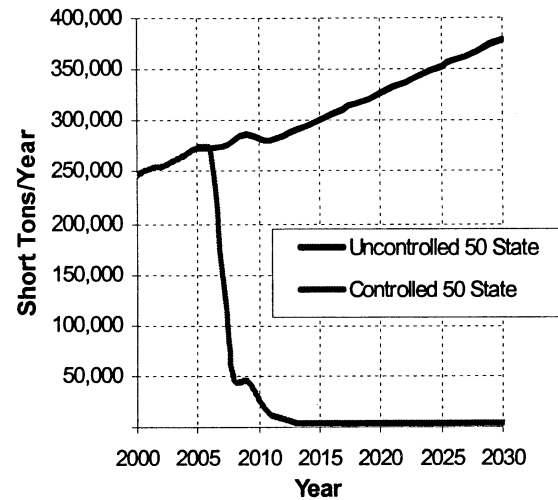


Figure I.B-1b: Estimated SO₂ Reductions From Lowering Diesel Fuel Sulfur For Land-Based Nonroad Engines, CMVs, RMVs, and Locomotives

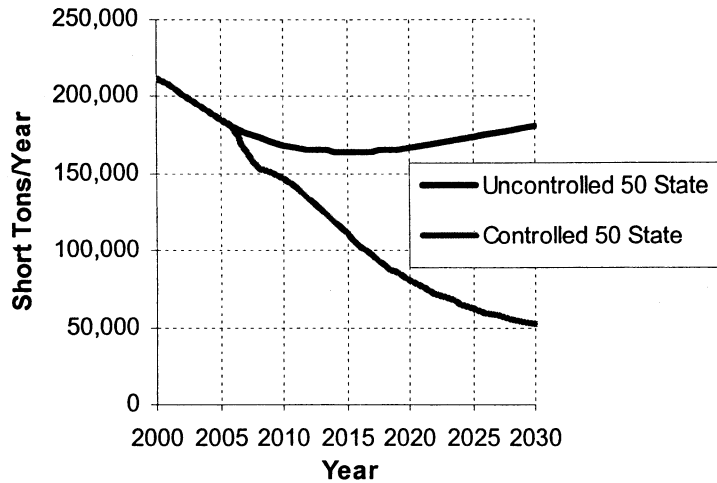


Figure I.B-1a: Estimated PM_{2.5} Reductions From Nonroad Land-Based Diesel Engine Standard and Diesel Fuel Sulfur Reductions

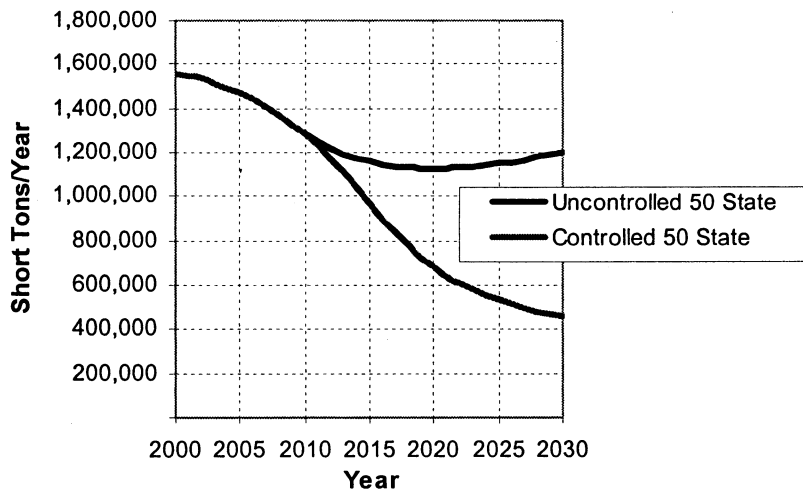


Figure I.B-1c: Estimated NO_x Reductions From Land-Based Nonroad Diesel Engine Standard

II. Nonroad Engine Standards

In this section we describe the emission standards for nonroad diesel engines that we are setting to address the serious air quality problems discussed in section I. These Tier 4 standards, which take effect starting in 2008, are very similar to those proposed,

and obtain very similar emissions reductions. The long-term PM filter-based standards that apply to all engines over 25 hp, combined with the fuel change and new requirements to ensure robust control in the field, will yield PM reductions of over 95% from the in-use levels of today's cleanest Tier 2 engines.

Likewise, the long-term NO_x standards we are adopting for nearly all engines above 75 hp will yield NO_x reductions of about 90% from the NO_x levels expected from even the low-emitting Tier 3 engines due to first reach the market in 2006 or later. The Tier 4 standards will bring about large

reductions in toxic hydrocarbon emissions as well.

In this final rule we are largely adopting the standards and timing we proposed, with the exception of those that apply to engines over 750 hp. We restructured and modified the standards and timing for these engines to address technical concerns and to focus on achieving comparable emission reductions through the introduction of advanced technology as early as feasible from specific applications within this power category. See section II.A.4 for a detailed discussion. We also are not adopting the proposed minor adjustments to the CO standard levels for some engines under 75 hp, as explained in section II.A.6. In addition, there are minor changes from the proposal in the phase-in approach we are adopting for NO_x and NMHC standards, as detailed in this section.

In this section we discuss:

- The Tier 4 engine standards, and the schedule for implementing them;
- The feasibility of the Tier 4 standards (in conjunction with the low-

sulfur nonroad diesel fuel requirement discussed in section IV); and

- How diesel fuel sulfur affects an engine's ability to meet the new standards.

Additional provisions for engine and equipment manufacturers are discussed in detail in section III. These include:

- The averaging, banking, and trading (ABT) program.
- The transition program for equipment manufacturers.
- The addition of a "not-to-exceed" program to ensure in-use emissions control. This program includes new emission standards and related test procedures to supplement the standards discussed in this section.
- The test procedures and other compliance requirements associated with the emission standards.
- Special provisions to aid small businesses in implementing our requirements.
- An incentive program to encourage innovative technologies and the early introduction of new technologies.

A. What Are the New Engine Standards?

The Tier 4 exhaust emissions standards for PM, NO_x, and NMHC are summarized in tables II.A-1, 2, and 4.²⁶ Crankcase emissions control requirements are discussed in section II.A.7. Previously adopted CO emission standards continue to apply as well. All of these standards apply to covered nonroad engines over the useful life periods specified in our regulations, except where temporary in-use compliance margins apply as discussed in section III.E. To help ensure that these emission reductions will be achieved in use, we have adopted test procedures for measuring compliance with these standards tailored to both steady-state and transient nonroad engine operating characteristics. These test procedures are discussed in several subsections of section III. Another component of our program to ensure control of emissions in-use is the new "not-to-exceed" (NTE) emission standards and associated test procedures, discussed in section III.J.

TABLE II.A-1.—TIER 4 PM STANDARDS (G/BHP-HR) AND SCHEDULE

Engine power	Model year					
	2008	2009	2010	2011	2012	2013
hp < 25 (kW < 19)	^a 0.30
25 ≤ hp < 75 (19 ≤ kW < 56)	^b 0.22	0.02
75 ≤ hp < 175 (56 ≤ kW < 130)	0.01
175 ≤ hp ≤ 750 (130 ≤ kW ≤ 560)	0.01
hp 750 (kW > 560)	See table II.A-4					

Notes:

^aFor air-cooled, hand-startable, direct injection engines under 11 hp, a manufacturer may instead delay implementation until 2010 and demonstrate compliance with a less stringent PM standard of 0.45 g/bhp-hr, subject also to additional provisions discussed in section II.A.3.a.

^bA manufacturer has the option of skipping the 0.22 g/bhp-hr PM standard for all 50–75 hp engines. The 0.02 g/bhp-hr PM standard would then take effect one year earlier for all 50–75 hp engines, in 2012.

TABLE II.A-2.—TIER 4 NO_x AND NMHC STANDARDS AND SCHEDULE

Engine power	Standard (g/bhp-hr)		Phase-in schedule (model year) (percent)			
	NO _x	NMHC	2011	2012	2013	2014
25 ≤ hp < 75 (19 ≤ kW < 56)	3.5 NMHC+NO _x ^a		100%
75 ≤ hp < 175 (56 ≤ kW < 130)	0.30	0.14	^b 50	^b 50	^b 100
175 ≤ hp ≤ 750 (130 ≤ kW ≤ 560)	0.30	0.14	50	50	50	100
hp > 750 (kW > 560)	See table II.A-4					

Notes: Percentages indicate production required to comply with the Tier 4 standards in the indicated model year.

^aThis is the existing Tier 3 combined NMHC+NO_x standard level for the 50–75 hp engines in this category. In 2013 it applies to the 25–50 hp engines as well.

^bManufacturers may use banked Tier 2 NMHC+NO_x credits from engines at or above 50 hp to demonstrate compliance with the 75–175 hp engine NO_x standard in this model year. Alternatively, manufacturers may forego this special banked credit option and instead meet an alternative phase-in requirement of 25/25/25% in 2012, 2013, and 2014 through December 30, with 100% compliance required beginning December 31, 2014. See sections III.A and II.A.2.b.

²⁶Consistent with past EPA rulemakings for nonroad diesel engines, our regulations express standards, power ratings, and other quantities in international SI (metric) units—kilowatts, gram per kilowatt-hour, etc. This aids in achieving harmonization with standards-setting bodies

outside the U.S., and in laboratory operations in which these units are the norm. However, in this preamble and in other rulemaking documents for the general reader, we have chosen to use terms more common in general usage in the U.S. Hence standards are expressed in units of grams per brake

horsepower-hour, power ratings in horsepower, etc. In any compliance questions that might arise from differences in these due to, for example, rounding conventions, the regulations themselves establish the applicable requirements.

The long-term 0.01 and 0.02 g/bhp-hr Tier 4 PM standards for 75–750 hp and 25–75 hp engines, respectively, combined with the fuel change and new requirements to ensure robust control in the field, represent a reduction of over 95% from in-use levels expected with Tier 2/Tier 3 engines.²⁷ The 0.30 g/bhp-hr Tier 4 NO_x standard for 75–750 hp engines represents a NO_x reduction of about 90% from in-use levels expected with Tier 3 engines. Emissions reductions from engines over 750 hp are discussed in section II.A.4.

In general, there was widespread support in the comments for the proposed Tier 4 engine standards and for the timing we proposed for them. Some commenters raised category-specific concerns, especially for the smaller and the very large engine categories. These comments are discussed below.

1. Standards Timing

a. 2008 Standards

The timing of the Tier 4 engine standards is closely tied to the timing of fuel quality changes discussed in section IV, in keeping with the systems approach we are taking for this program. The earliest Tier 4 engine standards take effect in model year 2008, in conjunction with the introduction of 500 ppm maximum sulfur nonroad diesel fuel in mid-2007. This fuel change serves a dual environmental purpose. First, it provides a large immediate reduction in PM and SO_x emissions for the existing fleet of engines in the field. Second, its widespread availability by the end of 2007 aids engine designers in employing emissions controls capable of achieving the Tier 4 standards for model year 2008 and later engines; this is because the performance and durability of such technologies as exhaust gas recirculation (EGR) and diesel oxidation catalysts is improved by lower sulfur fuel.²⁸ The reduction of sulfur in nonroad diesel fuel will also provide sizeable economic benefits to machine operators as it will reduce wear and corrosion and will allow them to extend oil change intervals (see section VI.B). These economic benefits will occur for all diesel engines using the new fuel, not just for those built in 2008 or later.

As we proposed, these 2008 Tier 4 engine standards apply only to engines below 75 hp. We are not setting Tier 4 standards taking effect in 2008 for larger engines. The reasons for this differ depending on the engines' hp rating. Setting Tier 4 2008 standards for engines at or above 100 hp would provide an insufficient period of stability (an element of lead time) between Tier 2³/₃ and Tier 4, and so would not be appropriate. This is because these engines become subject to existing Tier 2 or 3 NMHC+NO_x standards in 2006 or 2007. Setting new 2008 standards for them thus would provide only one or two years of Tier 2/Tier 3 stability before another round of design changes would have to be made in 2008 for Tier 4.

It is also inappropriate to establish 2008 Tier 4 standards for engines of 75–100 hp. The stability issue just noted for larger engines is not present for these engines, because these engines are subject to Tier 3 NMHC+NO_x standards starting in 2008, so that our setting a Tier 4 PM standard for them in the same year would not create the situation in which engines have to be redesigned twice to comply with new standards within a space of one or two years. However, EPA believes the more significant concern for these engines is meeting the stringent aftertreatment-based standards for PM and NO_x in 2012. We are concerned that adopting interim 2008 standards for these engines would divert resources needed to achieve these 2012 standards and indeed jeopardize attaining them. Thus, although early emission reductions from these engines in 2008 would of course be desirable, we felt that the focus we are putting on obtaining much larger reductions from them in 2012, together with the fact that we already have a Tier 3 NMHC+NO_x standard taking effect for 75–100 hp engines in 2008, warrants our not adding additional control requirements for these engines during this interim period.

We note that the 50–75 hp engines also have a Tier 3 NMHC+NO_x standard taking effect in 2008 and, as noted above, we are setting a new Tier 4 2008 PM standard for them. Unlike the larger 75–100 hp engines, however, the 50–75 hp engines have one additional year, until 2013, before filter-based PM standards take effect, and also have no additional NO_x control requirement being set beyond the 2008 Tier 3 standard. These differences justify including the interim Tier 4 PM standard for these engines. We note too that achieving the 2008 PM standard is enabled in part by the large reduction in certification fuel sulfur that applies in

2008 (see section III.D). Fuel sulfur has a known correlation to PM generation, even for engines without aftertreatment. Moreover, for any manufacturers who believe that accomplishing this PM pull-ahead will hamper their Tier 3 compliance efforts for these engines, there is an alternative Tier 4 compliance option. Instead of meeting new Tier 4 PM standards in both 2008 and 2013, manufacturers may skip the Tier 4 2008 PM standard, and instead focus design efforts on introducing PM filters for these engines one year earlier, by complying with the aftertreatment-based standard for PM in 2012. These options are discussed in more detail in section II.A.3.b.

We view the 2008 portion of the Tier 4 program as highly important because it provides substantial PM and SO_x emissions reductions during the several years prior to 2011. Initiating Tier 4 in 2008 also fits well with the lead time (including stability), cost, and technology availability considerations of the overall program. Initiating the Tier 4 engine standards in 2008 provides three to four years of stability after the start of Tier 2 for engines under 50 hp. As mentioned above, it also coincides with the start date of Tier 3 NMHC+NO_x standards for 50–75 hp engines and so introduces no stability issues for these engines (as redesign for both PM and NO_x occurs at the same time). The 2008 start date provides almost 4 years of lead time to accomplish redesign and testing. The evolutionary character of the 2008 standards, based as they are on proven technologies, and the fact that some certified engines already meet these standards as discussed in section II.B, leads us to conclude that the standards are appropriate within the meaning of section 213(a)(4) of the Clean Air Act and that we are providing adequate lead time to achieve those standards.

Engine and equipment manufacturers argued in their comments that the PM pull-ahead option for 50–75 hp engines is inappropriate because it constitutes a re-opening of the Tier 3 rule, involving as it does a Tier 4 PM standard in 2008, the same year that the Tier 3 NMHC+NO_x takes effect. They further argued that the non-pull-ahead option is not a real option because PM aftertreatment cannot be implemented for these engines in 2012.

We disagree with both contentions. We determined, as part of our feasibility analysis for Tier 4, that it is feasible to design engines to meet the 2008 PM standard in the same year that a Tier 3 NMHC+NO_x standard takes effect. See section II.B and RIA sections 4.1.4 and 4.1.5. One reason is that a substantial

²⁷ Note that we are grouping all standards in this rule, including those that take effect in 2008, under the general designation of "Tier 4 standards." As a result, there are no "Tier 3" standards in the multi-tier nonroad program for engines below 50 hp or above 750 hp.

²⁸ "Nonroad Diesel Emissions Standards Staff Technical Paper," EPA420-R-01-052, October 2001.

part of the 2008 PM emission reductions do not result from engine redesign, but rather are due to the reduction in certification test fuel maximum sulfur levels from 2000 to 500 ppm that results from the fuel change in the field. This reduction in sulfur levels also aids engine designers in employing emission control technologies that are detrimentally affected by sulfur, not only for PM control, but also for NMHC and NO_x control. Examples of these sulfur-sensitive technologies are oxidation catalysts, which can substantially reduce PM and NMHC, and EGR, which is effective at reducing NO_x. We note further that designing engines to meet the 2008 PM standard is also made less difficult by our not requiring engine designers to consider the transient test, cold start, and not-to-exceed requirements that are otherwise part of the Tier 4 program. These requirements do not take effect for these engines until the 0.02 g/bhp-hr standard is implemented in 2012 or 2013. See section III.F for details.

We also believe that the second option (compliance with the aftertreatment-based PM standard in 2012, with no interim 2008 standard) is viable, and may be an attractive choice especially for engine families on the higher side of the 50–75 hp range that share a design platform with larger engines being equipped with PM filters to meet the Tier 4 standard for 75–175 hp engines in 2012. We believe 75 hp is the appropriate cutpoint for setting and timing emissions standards (see section II.A.5), but it obviously is not a hard-and-fast separator between engine platforms for all manufacturers in all product lines. Even for many 50–75 hp engines that do not share a design platform with larger engines, we believe that a 2012 implementation date for PM filter technology may be practical, considering the 4-year lead time it affords after Tier 3 begins for these engines (in 2008), 8-year lead time after the last PM standard change (in 2004), and 5-year lead time after full-scale PM filter technology implementation on highway engines (in 2007).

Engine manufacturers also commented that the two-options approach would cause their customers to switch engine suppliers in 2012 to get the least expensive engines possible in every year, thus compromising the environmental objectives and creating market disruptions. We have addressed these concerns as discussed in section II.A.3.b.

b. 2011 and Later Standards

The second fuel change for nonroad diesel fuel, to 15 ppm maximum sulfur

in mid-2010, and the related engine standards for PM, NO_x, and NMHC that begin to phase-in in the 2011 model year, provide most of the environmental benefits of the program. Like the 2008 standards, these standards are timed to provide adequate lead time for engine and equipment manufacturers. They also are phased in over time to allow for the orderly transfer of technology from the highway sector, and to spread the overall workload for engine and equipment manufacturers engaged in redesigning a large number and variety of products for Tier 4.

As we explained at proposal, we believe that the high-efficiency exhaust emission control technologies being developed to meet our 2007 emission standards for heavy-duty highway diesel engines can be adapted to most nonroad diesel applications. The engines for which we believe this adaptation from highway applications will be most straightforward are those in the 175–750 hp power range, and thus these engines are subject to new standards requiring high-efficiency exhaust emission controls as soon as the 15 ppm sulfur diesel fuel is widely available, that is, in the 2011 model year. Engines of 75–175 hp are subject to the new standards in the following model year, 2012, reflecting the need to spread the redesign workload and, to some extent, the greater effort that may be involved in adapting highway technologies to these engines. Engines between 25 and 75 hp are subject to new standards for PM based on high-efficiency exhaust emission controls in 2013, reflecting again the need to spread the workload and the challenge of adapting this technology to these engines which typically do not have highway counterparts. Engines over 750 hp involve a number of special considerations, necessitating an implementation approach unique to these engines as explained in section II.A.4. Lastly, there are additional provisions discussed in sections III.B.2 and III.M to encourage early technology introduction and to further draw from the highway technology experience.

This approach of implementing Tier 4 standards by power category over 2011–2013 provides for the orderly migration of technology and distribution of redesign workload over three model years, as EPA provided in Tier 3. Overall, this approach provides 4 to 6 years of real world experience with the new technology in the highway sector, involving millions of engines (in addition to the several additional years provided by demonstration fleets on the road in earlier years), before the new standards take effect. We consider the

implementation of Tier 4 standard start dates over 2011–2013 as described above to be responsive to the technology migration and workload distribution concerns.

2. Phase-In of NO_x and NMHC Standards for 75–750 hp Engines

a. Percent-of-Production Phase-In for NO_x and NMHC

We are finalizing the percent-of-production phase-in for NO_x and NMHC that we proposed for 75–750 hp engines. Because Tier 4 NO_x emissions control technology is expected to be derived from technology first introduced in highway heavy-duty diesels, we proposed to adopt the implementation pattern for the Tier 4 NO_x standard which we adopted for the heavy-duty highway diesel program. This will help to ensure a focused, orderly development of robust high-efficiency NO_x control in the nonroad sector and will also help to ensure that manufacturers are able to take maximum advantage of the highway engine development program, with resulting cost savings.

The heavy-duty highway rule allows for a gradual phase-in of the NO_x and NMHC requirements over multiple model years: 50% of each manufacturer's U.S.-directed production volume must meet the new standard in 2007–2009, and 100% must do so by 2010. Through the use of emissions averaging, this phase-in approach also provides the flexibility for highway engine manufacturers to meet that program's environmental goals by allowing somewhat less-efficient NO_x controls on more than 50% of their production during the 2007–2009 phase-in years.

We follow the same pattern in this rule. As proposed, we are phasing in the NO_x standards for nonroad diesels over 2011–2013 as indicated in table II.A–2, based on compliance with the Tier 4 standards for 50% of a manufacturer's U.S.-directed production in each power category between 75 and 750 hp in each phase-in model year. The phase-in of standards for engines over 750 hp is discussed in section II.A.4. With a NO_x phase-in, all manufacturers are able to introduce their new technologies on a limited number of engines, thereby gaining valuable experience with the technology prior to implementing it on their entire product line. In tandem with the equipment manufacturer transition program discussed in section III.B, the phase-in ensures timely progress to the Tier 4 standard levels while providing a great degree of implementation flexibility for the industry.

This “percent of production phase-in” is intended to take maximum advantage of the highway program technology development. It adds a new dimension of implementation flexibility to the staggered “phase-in by power category” used in the nonroad program for Tiers 1–3 (and also in this Tier 4) which, though structured to facilitate technology development and transfer, is more aimed at spreading the redesign workload. Because the Tier 4 program involves challenges in addressing both technology development and redesign workload, we believe that incorporating both of these phase-in mechanisms into the program is warranted, resulting in the coordinated phase-in plan shown in table II.A–2, which we are finalizing essentially as proposed. Note that this results in the new NO_x requirements for 75–175 hp engines taking effect starting in the second year of the 2011–2013 general phase-in, in effect creating a 50–50% phase-in in 2012–2013 for this category. This then staggers the Tier 4 start years by power category as in past tiers: 2011 for engines at or above 175 hp, 2012 for 75–175 hp engines, and 2013 for 25–75 hp engines (for which no NO_x adsorber-based standard and thus no percentage phase-in is being adopted), while still providing a production-based phase-in for advanced NO_x control technologies.

Comments from the States and environmental organizations argued for the completion of the phase-in by the end of 2012, contending that technology progress for NO_x control in the highway sector has been good to date and would support an accelerated phase-in in the nonroad sector. However, our assessment continues to show unique (though surmountable) challenges in adapting advanced technologies to nonroad engines, especially for engines least like highway diesels, and it is these engines that would be most affected by a truncated phase-in schedule. Furthermore, even if we were to conclude that advanced technologies will be ready earlier than expected, we would not be able to move up the start of phase-in dates because these dates also depend on low-sulfur fuel availability. Thus an end-of-2012 phase-in completion date would result in phase-ins as short as one year, thus degrading the industry’s opportunity to distribute the redesign workload and departing from the pattern set by the highway program. Both of these are critical factors in our assessment that the proposed engine standards are feasible, and so a change to shorter phase-ins would jeopardize achievement of our environmental

objectives for nonroad diesels. Therefore we are not adopting the suggested earlier completion of the phase-in.

As proposed, we are phasing in the Tier 4 NMHC standard for 75–750 hp engines with the NO_x standard, as is being done in the highway program. Engines certified to the new NO_x requirement would be expected to certify to the NMHC standard as well. The “phase-out” engines (those not certified to the new Tier 4 NO_x and NMHC standards) would continue to be certified to the applicable Tier 3 NMHC+NO_x standard. As discussed in section II.B, we believe that the NMHC standard is readily achievable through the application of PM traps to meet the PM standard, which does not involve such a phase-in. However, in the highway program we chose to phase in the NMHC standard with the NO_x standard to simplify the phase-in under the percent-of-production approach taken there, thus avoiding subjecting the “phase-out” engines to separate standards for NMHC and NMHC+NO_x (which could lead to increased administrative costs with essentially no different environmental result). The same reasoning applies here because, as in the highway program, the previous-tier standards are combined NMHC+NO_x standards. No commenters objected to this approach.

Because of the tremendous variety of engine sizes represented in the nonroad diesel sector, we are finalizing our proposed requirement that the phase-in requirement be met separately in both of the power categories with a phase-in (75–175 hp and 175–750 hp).²⁹ For example, a manufacturer that produces 1000 engines for the 2011 U.S. market in the 175 to 750 hp range would have to demonstrate compliance with the NO_x and NMHC standards on at least 500 of these engines, regardless of how many complying engines the manufacturer produces in the 75–175 hp category. (Note however that we are allowing averaging of emissions between these engine categories through the use of power-weighted ABT program credits.) We believe that this restriction reflects the availability of emissions control technology, and is needed to avoid erosion of environmental benefits that might occur if a manufacturer with a diverse product offering were to meet the phase-in with relatively low cost smaller engines, thereby delaying

compliance on larger engines with much higher lifetime emissions potential. Even so, the horsepower ranges for these power categories are fairly broad, so this restriction allows ample freedom to manufacturers to structure compliance plans in the most cost-effective manner. There were no adverse comments on this approach.

b. Special Considerations for the 75–175 hp Category

As discussed in the proposal, the 75–175 hp category of engines and equipment may involve added workload challenges for the industry to develop and transfer technology. Though spanning only 100 hp, this category represents a great diversity of applications, and comprises a disproportionate number of the total nonroad engine and machine models. Some of these engines, though having characteristics comparable to many highway engines such as turbocharging and electronic fuel control, are not directly derived from highway engine platforms and so are likely to require more development work than larger engines to transfer emission control technology from the highway sector. Furthermore, the engine and equipment manufacturers have greatly varying market profiles in this category, from focused one- or two-product offerings to very diverse product lines with a great many models.

Therefore, in addition to the flexibility provided through the phase-in mechanism, we proposed two optional measures to provide added flexibility in implementing the Tier 4 NO_x standards, while keeping a priority on bringing PM emissions control into this diverse power category as quickly as possible. First, we proposed to allow manufacturers to use NMHC+NO_x credits generated by any Tier 2 engines over 50 hp (in addition to any other allowable credits) to demonstrate compliance with the Tier 4 requirement for 75–175 hp engines in 2012, 2013, and 2014 only. Second, we proposed allowing a manufacturer to instead demonstrate compliance with a reduced phase-in requirement of 25% for NO_x and NMHC in each of 2012, 2013, and the first 9 months of 2014. Full compliance (100% phase-in) with the Tier 4 standards would have needed to be demonstrated beginning October 1, 2014.

Engine manufacturers reinforced the points we made in the proposal regarding added workload challenges for this diverse category of engines and machines. However, they suggested that the first of the proposed options to address these challenges (allowing use

²⁹ Note exceptions to the percent phase-in requirements during the phase-in model years discussed in sections III.L and III.M. These deal with differences between a manufacturer’s actual and projected production levels, and with incentives for early or very low emission engine introductions.

of Tier 2 credits) is not likely to be used due to a lack of available Tier 2 credits, and therefore should be dropped, and that the second option (allowing a slower phase-in) provided too short a stability period, and should be modified to delay final compliance by an additional 3 months, to December 31, 2014 or January 1, 2015. In addition to describing the very large redesign workload, they pointed out that engines and machines in this category typically do not have a model year that differs from the calendar year, and so the substantial changes required for Tier 4 compliance in October 2014 could force the need to change the product for all of 2014, effectively shortening the phase-in to two years. One manufacturer argued that the compliance date for the 75–100 hp engines in this category should be delayed an additional year, to 2016, and that the start of the phase-in for these engines should be likewise delayed from 2012 to 2013.

We do not feel that the first option (allowing use of Tier 2 credits) should be dropped, as it provides an alternative flexibility mechanism for a power category in which flexibility is clearly important, and is environmentally helpful as it provides an option for manufacturers to achieve NO_x emission reductions earlier than under the second option. By providing an opportunity to use Tier 2 credits in the 75–175 hp category, it coordinates well with the Tier 2 credit use opportunity we are providing for the 50–75 hp engines meeting the 2008 PM standard (see section III.A), and allows for coordinated redesign and credit use planning by a manufacturer over this wide power range over many years. Nonetheless, recognizing that the second option may be more attractive to manufacturers, and considering the comments they provided on it, we have concluded that a three month phase-in extension until the end of 2014 is warranted to address the workload burden and to align product cycle dates. Thus we are adopting the December 31, 2014 implementation date suggested in comments for completion of the 75–175 hp engine phase-in.

We do not agree that an additional year of delay is appropriate for the 75–100 hp engines in this category. The comment expressing interest in our doing so did not provide any basis for it in technological feasibility or in workload burden, and we do not see any basis for it ourselves.

Therefore, we are adopting both of the proposed optional measures for the 75–175 hp engine phase-in, except that in the second option, full compliance (100% phase-in) with the Tier 4

standards will need to be demonstrated beginning December 31, 2014. As proposed, manufacturers using this reduced phase-in option will not be allowed to generate NO_x credits from engines in this power category in 2012, 2013, and 2014, except for use in averaging within the 75–175 hp category (that is, no banking or trading, or averaging with engines in other power categories). We believe that this restriction on credit use is appropriate, considering that larger engine categories will be required to demonstrate a substantially greater degree of compliance with the 0.30 g/bhp-hr NO_x standard several years earlier than engines built under this option. As the purpose of this option is to aid manufacturers in implementing Tier 4 NO_x standards for this challenging power category, we do not want any manufacturers who might be capable of building substantially greater numbers of cleaner engines to use this option as an easy and copious source of credits (owing to its slower phase-in of stringent standards) that in turn can be used to delay building clean engines in other categories or model years.

c. Alternative Phase-In Standards

To ensure that Tier 4 engine development is able to take maximum advantage of highway diesel technology advances, we proposed to adopt nonroad diesel provisions in the averaging, banking, and trading program that would parallel the heavy-duty highway engine program's "split family provisions" (see 68 FR 28470, May 23, 2003). In essence, these allow a manufacturer to declare an engine family during the phase-in years that is certified at NO_x levels roughly midway between the phase-out standard and phase-in standard, without the complication of tracking credit generation and use. Because they constitute a calculational simplification of the emissions averaging provisions, these split family provisions do not result in a loss in environmental benefits compared to what the phase-in can achieve.

The nonroad proposal also included specific emission levels for these split families, rather than just describing how they are calculated. Commenters suggested that we go one step further still and express these levels as alternative standards. They argued that this would facilitate attempts at harmonizing standards globally, especially for standards-setting bodies such as the European Commission that do not have emissions averaging programs. We are also aware that most manufacturers of highway diesel

engines are now planning to comply with our 2007 standards using this emissions averaging approach, increasing the significance of comments on the topic from nonroad engine manufacturers, many of whom also make highway engines.³⁰

After carefully considering the issues involved, we agree that the proposed approach lends itself to expression in terms outside of the averaging, banking, and trading program and that it makes sense to do so. We are creating such an alternative in the final regulations accordingly. These alternative standards do not substantively change our Tier 4 program from what we proposed, but rather respond to manufacturers' suggestions for administrative simplifications to what is essentially an averaging-based flexibility option in demonstrating compliance with the percent-of-production NO_x phase-in. The alternative NO_x phase-in standards are shown in table II.A–3. They apply only during the NO_x phase-in years. Manufacturers may use both approaches within a power category if desired, certifying some engines to the alternative standards, with the rest subject to the phase-in percentage requirement. Note that engines under 75 hp subject to Tier 4 NO_x standards do not have an alternative standard because they do not have a NO_x phase-in, and engines over 750 hp do not have an alternative standard because of the separate standards we are adopting for these engines (explained in section II.A.4).

TABLE II.A–3.—TIER 4 ALTERNATIVE NO_x PHASE-IN STANDARDS (g/BHP-HR)

Engine power	NO _x standard (g/bhp-hr)
75 ≤ hp < 175 (56 ≤ kW < 130)	^a 1.7
175 ≤ hp ≤ 750 (130 ≤ kW ≤ 560)	1.5

Notes: ^a Under the option identified in footnote b of table II.A–2, by which manufacturers may meet an alternative phase-in requirement of 25/25/25% in 2012, 2013, and 2014 through December 30, the corresponding alternative NO_x standard is 2.5 g/bhp-hr.

The engines certified under these standards will of course also need to meet the Tier 4 PM and crankcase control requirements that take effect for all engines in the first phase-in year. They will also need to comply with all Tier 4 provisions that would apply to

³⁰ See the recently published "Highway Diesel Progress Review Report 2," EPA420-R-04-004, available at <http://www.epa.gov/otaq/diesel.htm#progreport2>.

phase-in engines, including the 0.14 g/bhp-hr NMHC standard and the NTE and transient test requirements for all pollutants. We recognize that this differs from what is required under the phase-in approach, in which these requirements would not apply to the 50% of engines categorized as "phase-out" engines. However, under the alternative standards approach, what would have been two different engine families (one meeting phase-in requirements and one meeting phase-out requirements, with NO_x and PM emissions averaging allowed between them under the ABT provisions) are replaced by a single engine family meeting the one set of alternative standards. Therefore all of the engines in this family must by default meet the phase-in requirements for provisions that lack any sort of averaging mechanism (NMHC standard, NTE, etc). As a result, any manufacturer choosing to design to the alternative standards rather than using the phase-in approach provides some additional environmental benefit as an indirect result of choosing this approach.

We also believe that this alternative standards provision makes appropriate a further adjustment to the NO_x phase-in scheme to better preserve both the advanced technology phase-in approach, for those manufacturers choosing that compliance path, and the alternative standards approach, for those choosing that path. Under the proposal, the provision for certifying a split engine family at a pre-designated NO_x level would not allow credit generation by or credit use on engines in the split family (other than for averaging within the family). This was consistent with our goal of providing a simple, single average NO_x standard level for the family, equivalent to arbitrarily designating a portion of the engines in the family as "phase-out" engines (credit generators) and the rest as "phase-in" engines (credit users) with a net credit balance of zero, while avoiding the burden of actually calculating and tracking credits. This was also consistent with our approach under the 2007 highway engine program from which this concept is derived.

However, because this split family provision has evolved into a set of alternative standards, there is no longer a need to prohibit the generation and use of ABT credits for these engines to preserve a de facto net zero credit balance, and so, considering that it is also not environmentally detrimental, we believe it is appropriate to allow credit use and generation for these engines as for other engines. A consequence of doing so, consistent

with all of our ABT programs, is the adoption of NO_x FEL caps for these engines. To maintain the character of this compliance path as producing engines during the phase-in years that emit at NO_x levels which are roughly averaged between Tier 3 and final Tier 4 levels, we are setting NO_x FEL caps for these engines at levels reasonably close to the alternative standards. (See section III.A for details.) Because we are also maintaining the original phase-in/phase-out compliance path, a manufacturer wishing to build engines with NO_x levels higher than these FEL caps, at or approaching the Tier 3 levels, could still do so; in fact these would in actuality fit the description of a phase-out engine. This manufacturer would also, of course, have to produce a corresponding number of phase-in engines meeting the aftertreatment-based Tier 4 NO_x standards.

We also observe that the creation of alternative standards provides the opportunity to adjust the phase-in/phase-out provisions so as to reinforce their focus on introducing high-efficiency NO_x aftertreatment technology during the phase-in years, which is, of course, their aim. We are doing this by setting NO_x family emission limit (FEL) caps for phase-in engines at the same low levels as for Tier 4 engines produced in the post-phase-in years. (Again, see section III.A for details.) Although the engine manufacturers indicated in their comments that they did not believe it likely that anyone would choose this phase-in/phase-out compliance path, we believe that preserving it and focusing it on encouraging very low-NO_x engines as early as possible provides a potentially useful and environmentally desirable alternative path. Thus these two concepts have been developed to provide complementary compliance paths obtaining equivalent overall NO_x reductions, one focused on phasing in high-efficiency NO_x aftertreatment and the other on achieving NO_x control for all subject engines during the phase-in years at an average level between the Tier 3 and final Tier 4 standards levels.

3. Standards for Smaller Engines

a. Engines Under 25 hp

We are finalizing the Tier 4 program we proposed for engines under 25 hp. In the proposal we presented our view that standards based on the use of PM filters should not be set at this time for the very small diesel engines below 25 hp. We also discussed our plan to reassess the appropriate long-term standards in a technology review. However, for the nearer-term, we

concluded that other proven PM-reducing technologies such as diesel oxidation catalysts and engine optimization could be applied to engines under 25 hp. Accordingly, we proposed Tier 4 PM standards to take effect beginning in 2008 for these engines based on use of these technologies.

In contrast to our proposals for other engine categories, the proposed Tier 4 standards for this category elicited very little comment from the engine manufacturers other than an expression of support for deferring consideration of any more stringent standards pending results of a future technology review. The States and environmental organizations expressed disappointment that EPA had not proposed more stringent standards for these engines, given the very large number of these engines in the field and the significant risk they pose due to individuals' exposure to diesel PM and air toxics. They urged more stringent 2008 PM standards and the adoption of standards obtaining emission reductions of 90% or more by the end of 2012. Emissions control manufacturers argued that more stringent 2008 standards based on the use of more efficient oxidation catalysts are feasible.

As discussed in section II.B.4, we continue to believe that the standards we proposed for engines under 25 hp are feasible, and commenters in the nonroad diesel industry provided no comments to the contrary. Our reasons for not proposing more stringent Tier 4 standards for these engines based on the use of PM filters and NO_x aftertreatment were mainly focused on the cost of equipping these relatively low cost engines with such devices, especially considering the prerequisite need for electronic fuel control systems to facilitate regeneration. The comments supporting more stringent standards were not convincing, as they did not address these cost issues. However, we do agree that these small engines likely have a large impact on human health, and, as discussed in section VIII.A, we are reaffirming the plan we described in the proposal to reassess the appropriate long-term standards for these engines in a technology review to take place in 2007. We will set more stringent standards for these engines at that time, if appropriate.

We also disagree with comments supporting more stringent 2008 standards that would require the use of diesel oxidation catalysts on all small engines. Although we agree that these catalysts can be applied so as to achieve emission reductions on some small engines, the emissions performance data

we have analyzed do not support our setting a more stringent standard. Section 4.1.5 of the RIA summarizes such data showing a very wide range of engine-out PM emissions in this power category. Applying oxidation catalyst technology to these engines, though capable of some PM reduction if properly designed and matched to the application, is limited by sulfur in the diesel fuel. Specifically, precious-metal oxidation catalysts (which have the greatest potential for reducing PM) can oxidize the sulfur in the fuel and form particulate sulfates. Even with the 500 ppm maximum sulfur fuel available after 2007, the sulfate production potential is large enough to limit what can be done to set more stringent 2008 PM standards through the use of these catalysts. The 15 ppm maximum sulfur fuel available after 2010 will greatly improve the potential for use of oxidation catalysts, but as we discussed above, we believe that the much larger potential reduction afforded by PM filter technology warrants our waiting until the technology review in 2007 to evaluate the appropriate long-term standards for these engines. See section II.B.5 and RIA section 4.1.5 for further discussion.

When implemented, the Tier 4 PM standard and related provisions we are adopting today for engines under 25 hp will yield an in-use PM reduction of over 50% for these engines, and large reductions in toxic hydrocarbons as well. Achieving these emission reductions is very important, considering the fact that many of these smaller engines operate in populated areas and in equipment without closed cabs—in mowers, portable electric power generators, small skid steer loaders, and the like.

We are also adopting the alternative compliance option that we proposed for air-cooled, direct injection engines under 11 hp that are startable by hand, such as with a crank or recoil starter. As we explained in the proposal, the alternative is justified due (among other things) to these engines' need for loose design fit tolerances, their small cylinder displacement and bore sizes, and the difficulty in obtaining components for them with tight enough tolerances (68 FR 28363, May 23, 2003). This alternative allows manufacturers of these engines to delay Tier 4 compliance until 2010, and in that year to certify them to a PM standard of 0.45 g/bhp-hr, rather than to the 0.30 g/bhp-hr PM standard applicable beginning in 2008 to the other engines in this power category. As proposed, engines certified under this alternative compliance requirement will not be allowed to

generate credits as part of the ABT program, although credit use by these engines will still be allowed.

We received no adverse comments on this proposed alternative for qualifying engines under 11 hp. Euromot commented that there are hand-startable engines in the 11–25 hp range, and that we should extend the alternative compliance option to these engines as well. However, hand-startability is not the sole defining feature of engines for which we established this alternative. Rather, the alternative is for a class of engines typified by a combination of characteristics (very small, air-cooled, direct injection, hand-startable), which give rise to the potential technical difficulties noted above. To extend the alternative to other engines simply because they have a hand-start is not justified, because they do not share these technical difficulties (or do not share them to the same degree). Such an extension could also potentially encourage manufacturers of the many models of these larger engines to market a hand-start option simply to avoid more stringent standards.

b. Standards for 25–75 hp Engines

We proposed a 0.22 g/bhp-hr PM standard for 25–75 hp engines, to take effect in 2008. We also proposed a filter-based 0.02 g/bhp-hr PM standard for these engines, to take effect in 2013, the year in which filter-based technology for these engines is expected to be applicable on a widespread basis (see section II.A.1). Also in 2013, the 25–50 hp engines would be subject to the 3.5 g/bhp-hr NMHC+NO_x standard already adopted for 50–75 hp engines (taking effect in 2008 as part of Tier 3). We are adopting all of these proposed standards in this final rule.

The 2008 PM standard for these engines should maximize reduction of PM emissions using technology available in that year. We believe that the 2008 PM standard is feasible for these engines, based on the same engine or oxidation catalyst technologies feasible for engines under 25 hp in 2008, following the introduction of nonroad diesel fuel with sulfur levels reduced below 500 ppm. We expect in-use PM reductions for these engines of over 50% (and large reductions in toxic hydrocarbons as well) over the five model years this standard would be in effect (2008–2012). These engines will constitute a large portion of the in-use population of nonroad diesel engines for many years after 2008. Although we are finalizing the 2013 standards for 25–75 hp engines today, we are also reaffirming our commitment to conducting a technology review for

these standards in 2007. This planned review is discussed in section VIII.A. Additional discussion of our feasibility assessment for the 2008 and 2013 standards can be found in section II.B.4 and RIA section 4.1.4.

In comments, emissions controls manufacturers argued that more stringent 2008 standards for PM and NMHC based on the use of more efficient oxidation catalysts are feasible and should be adopted. Environmental organizations argued that PM and NO_x standards for 2008 should be set at more stringent levels, based on the use of oxidation catalysts and improved engine optimization. The California Air Resources Board argued for more stringent 2008 standards for HC+NO_x, PM and toxics, based on the use of oxidation catalysts.

We disagree with the comments calling for more stringent 2008 standards than proposed for 25–75 hp engines, based on the use of diesel oxidation catalysts. The standards we proposed and are adopting for these engines pull ahead sizeable PM reductions starting three years ahead of the earliest PM filter-based standards for any engine size. The pull-ahead standard level balances early reductions with the need to ensure that the PM filter-based standards and Tier 3 NMHC+NO_x standards are not jeopardized by an overemphasis on early reductions. Although we agree that oxidation catalysts can be applied to these engines, the emissions performance data we have analyzed do not support our setting a more stringent standard, for the same reasons described above in section II.A.3.a for engines under 25 hp. Refer to section II.B.4 and to section 4.1.4 of the RIA for additional discussion. For a discussion of comments opposed to new standards in 2008, see sections II.A.1 and II.B of this preamble.

We also do not agree that more stringent NO_x requirements based on improved engine optimization are appropriate for these engines in 2008. In 2001 we reviewed and confirmed the previously set NMHC+NO_x emission standards that will be in effect for these engines during the time frame in question.³¹ Because of the focus we are putting on achieving large PM reductions from these engines as early as possible, we felt that it was important to strike a balance between PM and NO_x control. As a result, we did not propose more stringent NO_x standards for 50–75 hp engines, and we proposed to apply

³¹ "Nonroad Diesel Emissions Standards Staff Technical Paper," EPA420-R-01-052, October 2001.

the 3.5 g/bhp-hr NMHC+NO_x standard to 25–50 hp engines in 2013 because this is the year in which the PM filter-based standard is being implemented. Requiring new NO_x controls for these engines earlier than 2013 would add a third redesign step to those already called for in 2008 and 2013. This would add a potentially unacceptable amount of redesign workload, to a point that it could jeopardize our objective of bringing stringent PM control to these engines as early as possible.

Consistent with the proposal, we are not setting more stringent NO_x standards for engines below 75 hp at this time based on the use of NO_x aftertreatment. As discussed in section 4.1.2.3 of the RIA, a high degree of complexity and engine/aftertreatment integration will be involved in applying NO_x adsorber technology to nonroad diesel engines. The similarity of larger nonroad engines (above 75 hp) to highway diesel engines, which will provide the initial experience base for this integration process, is key to our assessment that NO_x adsorbers are feasible for these engines. On the other hand, although engines under 75 hp are gradually increasing in sophistication over time, the accumulation of experience with designing and operating these engines with more advanced technology clearly lags significantly behind the sizeable experience base already developed for larger engines. At this point, we are unable to forecast how quickly adequate experience may accrue. Because this experience is crucial to ensuring the successful integration of the engines with NO_x adsorber technology, we are not adopting NO_x adsorber-based standards for engines under 75 hp in this final rule. Rather, as discussed in section VIII.A, we plan to undertake a technology assessment in the 2007 time frame which would evaluate the status of engine and emission control technologies, including NO_x controls, for engines less than 75 hp.

As described in section II.A.1.a, we are providing two PM standard compliance options to engine manufacturers for 50–75 hp engines. As part of this, we also proposed a measure to ensure that it would not be abused by equipment manufacturers who use engines that do not meet the PM pull-ahead standard in 2008–2011, but who then switch engine suppliers to avoid PM filter-equipped engines in 2012 as well (68 FR 28360, May 23, 2003). We proposed that an equipment manufacturer making a product with engines not meeting the pull-ahead standard in any of the years 2008–2011 must use engines in that product in

2012 meeting the 0.02 g/bhp-hr PM standard; that is, the equipment manufacturer would have to use an engine from the same engine manufacturer or from another engine manufacturer choosing the same compliance option. We also solicited comment on possible alternative solutions using a numerical basis, describing an example that would require the percentage of 50–75 hp machines equipped with PM filters in 2012 to be no less than the same percentage of 50–75 hp machines produced with non-pull-ahead engines in 2008–2011.

The Engine Manufacturers Association (EMA) and Deere commented on the unenforceability of the proposed “no switch” measure as part of a broader objection to our proposal for 50–75 hp engines. They pointed out that changing equipment model designations could easily allow an equipment manufacturer seeking to avoid PM filter-equipped engines in 2012 to declare a product in this model year a “new product,” not the same as the 2008–2011 product. We have concluded that there is indeed potential for this abuse to occur and, although no one commented specifically on the alternative approach, we believe it clearly addresses this problem because it does not depend on product designations.

Therefore, we are adopting a provision to discourage engine switching based on this alternative approach. An equipment manufacturer who uses 50–75 hp engines will have three options:

(1) The manufacturer may exclusively use engines certified to the 0.22 g/bhp-hr PM standard (including through use of ABT credits) over the 2008–2011 period. This manufacturer is then free to use any number of 50–75 hp engines not certified to the 0.02 g/bhp-hr standards in 2012.

(2) The manufacturer may exclusively use engines not certified to the 0.22 g/bhp-hr PM standard over the 2008–2011 period. This manufacturer must then use only 50–75 hp engines that are certified to the 0.02 g/bhp-hr standards in 2012 (including through use of ABT credits).

(3) The manufacturer may use a mix of engines in 2008–2011. In this case, the manufacturer must calculate the percentage of 50–75 hp engines used (in U.S.-directed equipment) over the 2008–2010 period that are not certified to the 0.22 g/bhp-hr PM pull-ahead standard. Then the percentage of 50–75 hp engines this manufacturer uses in 2012 that are certified to the 0.02 g/bhp-hr PM standard must be no less than this 2008–2010 non-pull-ahead percentage figure minus a 5% margin.³²

³² The 2011 production is not included in the percentage calculation to avoid the need for post-

As an example of this third option, consider an equipment manufacturer who does not use the transition flexibility provisions (described in section III.B), and over the 2008–2010 period makes 1000 50–75 hp machines for use in the U.S., 200 (20%) of which use engines not certified to the 0.22 g/bhp-hr standard. In 2012, that manufacturer must make at least 15% of his 50–75 hp machines for use in the U.S. using engines certified to the 0.02 g/bhp-hr standard. We feel that the 5% margin is needed to allow for some reasonable sales shifts within the manufacturer's product offering over time, but is small enough to ensure that any possible advantage gained from selling higher-emissions products remains minimal. Equipment manufacturers must keep production records sufficient to prove compliance. This restriction and the percentage calculation will not apply to any 2008–2012 engines at issue that are being produced under the equipment manufacturer transition flexibility provisions discussed in section III.B. For example, if in addition to the 200 engines in 2008–2010 not certified to the 0.22 g/bhp-hr standard in the above example, this manufacturer also used 500 previous-tier engines in 2008–2010 under the flexibility allowance program, his percentage target for PM filter-equipped engines in 2012 would be 35% of all the engines used in 2012 that are not previous-tier engines under the flexibility allowance program.³³

4. Standards for Engines Above 750 hp

We are adopting different Tier 4 standards for over 750 hp engines from those we proposed, and we are also adopting different implementation dates for these engine standards, though both the proposed and final programs have as their primary focus the implementation of high-efficiency exhaust emission controls as quickly as possible. The approach being adopted reflects our careful review of the technical issues presented by these engines. For some of these engines, we are accelerating standards based on the use of aftertreatment controls. For others, we are deferring a decision on such aftertreatment-based standards. This approach represents a feasible and efficient approach to redesigning

2011 confirmation of production volumes which, as it would occur in 2012, would be too late to easily re-focus 2012 production if the confirmed volumes differ from projections. It is not likely that manufacturers would abuse the program by switching engine suppliers for this one year of production.

³³ That is: $[200/(1000-500)] = 40\%$; subtracting the 5% margin then yields 35%.

engines and installing aftertreatment in a coordinated, orderly manner over a decade or more, and will achieve major reductions in PM and NO_x from these large diesel engines.

Under the proposal, all engines above 750 hp were treated the same, with a phase-in of PM and NO_x aftertreatment technology that started in 2011 and finished in 2014. The final standards are based on our evaluation of the differing technical issues presented by the two primary kinds of equipment in this category, mobile power generation equipment (generator sets) and mobile machinery. For both generator sets and mobile machinery, PM aftertreatment-based standards will start in 2015, with no prior phase-in. EPA is replacing the proposed phase-in with a PM standard starting in 2011 that is comparable to the overall level of control that the proposed phase-in would achieve. Differences within these applications, however, call for different approaches to the implementation of NO_x aftertreatment technology. For generator sets above 1200 hp, an aftertreatment-based NO_x standard will start in 2011, three years earlier than the date we proposed for full implementation of such standards. For generator sets below 1200 hp, the same aftertreatment-based NO_x standard will start in 2015. As with the PM standard, there is no phase-in. For engines used in mobile machinery, which is assumed to include all equipment that is not a generator set, EPA is deferring a decision on setting aftertreatment-based NO_x standards to allow additional time to evaluate the technical issues involved in adapting NO_x adsorber technology to these applications and engines. However, EPA is adopting a NO_x standard for these engines starting in 2011 that will achieve large NO_x reductions by relying on engine-based emissions control technology. Consistent with the different approaches we are taking to setting standards for engines above and below 750 hp, we are also adopting restrictions on ABT credit use between these power categories, as described in section III.A.

Consistent with the approach we took in previous standard-setting for these engines, we proposed that nonroad diesels above 750 hp be given more lead time than engines in other power categories to fully implement Tier 4

standards, due primarily to the relatively long product design cycles typical of these high-cost, low-sales volume engines and machines. Specifically, we proposed that this category of engines move directly from Tier 2 to Tier 4, and that the Tier 4 PM standard be phased in for these engines on the same 50–50–50–100% schedule as the NO_x and NMHC phase-in schedule, over the 2011–2014 model years. This would provide engine manufacturers with up to 8 years of design stability to address concerns specific to this category. Although we expressed our belief that these proposed provisions would enable the manufacturers to meet proposed Tier 4 engine standards, we also acknowledged concerns the manufacturers had expressed to us, and asked for comment on whether this category, or some subset of it defined by hp or application, should have a later phase-in start date, a later phase-in end date, adjusted standards, additional equipment manufacturer transition flexibility provisions, or some combination of these (68 FR 28364, May 23, 2003).

Comments from manufacturers of engines and equipment in this power category expressed their widespread view that the proposed standards were inappropriate in critical respects. In addition to reiterating the need for extra lead time due to long product design cycles, they pointed to difficulties with aftertreatment placement, with fabrication of the large filters that would be needed for these engines, with potential failures caused by uneven soot loading and regeneration in large filters, with stresses due to thermal gradients across large filters, and with mechanical stresses in mining applications with high shock loads. The manufacturers noted that aftertreatment-based standards for NO_x and PM were feasible for engines used in large mobile power generators. However, manufacturers did not believe aftertreatment-based NO_x standards could be implemented in the time frame proposed for engines used in large mobile machinery such as bulldozers and mine haul trucks. States, environmental organizations, and manufacturers of emissions controls, on the other hand, expressed support for the standards we proposed for these engines.

After evaluating these issues, EPA is adopting an approach that tailors the standards to the circumstances presented by the different kinds of engines in this power category. The NO_x standards we are adopting will achieve effective NO_x control by accelerating the proposed schedule for final NO_x standards based on high-efficiency NO_x aftertreatment for the largest generator sets, and by requiring engines in other generator sets to also meet aftertreatment-based NO_x standards, although we are delaying the implementation date for these standards compared to the implementation schedule we proposed. We believe that NO_x adsorber technology will be feasible for these generator set engines. We also believe that they may be an especially attractive application for Selective Catalytic Reduction (SCR) technology, which relies on the injection of urea into the exhaust stream. There are many stationary diesel generator sets using SCR today. Large mobile generator sets, though moved from location to location, operate much like stationary units once in place, with fuel (and potentially urea) delivered and replenished periodically. See section II.B.3 for further discussion.

For equipment other than generator sets, we are deferring a decision on setting aftertreatment-based NO_x standards to allow additional time to evaluate the technical issues involved in adapting NO_x control technology to these applications and engines. We are still evaluating the issues involved for these engines to achieve a more stringent NO_x standard, and believe that these issues are resolvable. We intend to continue evaluating the appropriate long-term NO_x standard for mobile machinery over 750 hp and expect to announce further plans regarding these issues (we are currently considering such an action in the 2007 time frame). The basis for the 0.50 g/bhp-hr NO_x standard we are adopting for generator sets over 750 hp is discussed in section II.B.3. We are also modifying the PM and NMHC standards we proposed (as well as certain implementation dates for these provisions), and modifying our proposed approach to ensuring transient emissions control for these engines (discussed in section III.F). The Tier 4 standards for engines over 750 hp are shown in table II.A–4.

TABLE II.A-4.—TIER 4 STANDARDS FOR ENGINES OVER 750 HP (G/BHP-HR)

	2011			2015		
	PM	NO _x	NMHC	PM	NO _x	NMHC
Engines used in:						
generator sets ≤1200 hp	0.075	2.6	0.30	0.02	0.50	0.14
generator sets >1200 hp	0.075	0.50	0.30	0.02	No new standard	0.14
all other equipment	0.075	2.6	0.30	0.03	No new standard	0.14

Unlike NO_x control technology, we believe that the more advanced state of PM filter technology development today makes their availability for these engines by 2015, with over ten years of development lead time, more certain, and so we are setting PM standards for both mobile machinery and generator sets based on use of this technology. We note in section II.B.3 that achieving durable PM filter designs for these large applications will likely require the use of wire mesh filter technology rather than the somewhat more efficient wall flow ceramic-based technology applicable to smaller engines, justifying the somewhat higher level for the 2015 PM standards shown in table II.A-4 (0.03 or 0.02 g/bhp-hr compared to 0.01 g/bhp-hr). Section II.B.3 also contains discussion of our bases for the other Tier 4 standard levels in this category. We believe that the 2015 implementation year (versus the proposed 2014 date for the fully phased-in standard) is necessary to allow development of the requisite technologies for these large engines, and to deal with the redesign workload Tier 4 will create for the many engine and equipment models in this category which, as noted, typically have very low production volumes and long product cycles.

For the purpose of determining which nonroad engines are subject to the generator set standards, we are defining a generator set engine as: "An engine used primarily to operate an electrical generator or alternator to produce electric power for other applications." This definition makes it clear that generator set engines do not include engines used in machines such as mine trucks that do mechanical work but that employ engine-powered electric motors to propel the machine, but they do include engines in nonroad equipment for which the primary purpose is to generate electric power, even if the machine is also self-propelled.

Similar to other power categories, we proposed a 50% phase-in to the final Tier 4 PM, NO_x and NMHC standards, with opportunity to average PM and NO_x between phase-in and phase-out engines in the 2011–2013 phase-in years

via the ABT program. Because in this rule we are no longer phasing in to a final NO_x standard for some engines over 750 hp, it no longer makes sense to express the 2011 standards for these engines in this manner. Instead we are setting brake-specific emission standards effective in 2011. Furthermore, to avoid further complicating an already complex standards structure, we are adopting this pattern for the entire category, even with engines such as those used in generator sets for which the standards could still be expressed as a percent phase-in to final standards. Except for the pull-ahead of the long-term NO_x standard for large generator sets (which will increase the environmental benefit compared to the proposal), these 2011 PM and NO_x standards essentially correspond to averaged standards under a 50% phase-in to aftertreatment-based standards, hence our conclusion that the Tier 4 program will provide a level of control in 2011 that is substantially equivalent to that of the proposal. In addition, PM and NO_x emissions averaging through the ABT program will allow a manufacturer to comply by phasing in aftertreatment technologies as in the proposed program, should they desire to do so. Although there is no such averaging program for NMHC, the 2011 NMHC standard can be achieved without the use of advanced aftertreatment (as explained in section II.B.3), thus helping to enable a manufacturer to pursue this compliance strategy if desired.

This approach involving separate 2011 and 2015 standards is comparable to the proposed percent phase-in approach with emissions averaging. We believe that it enables manufacturers to redesign engines and equipment in a coordinated, orderly manner over a decade or more, and effectively gives targeted additional flexibility to the industry. Given the continuing availability of emissions averaging, we do not view this change as the creation of an additional, separate tier of standards compared to the proposal's phase-in of the Tier 4 standards.

5. Establishment of New Power Categories

We are finalizing our proposal to regroup the nine power categories established for previous tiers into the five Tier 4 power categories shown in table II.A-1. As we explained in the proposal, this regrouping will more closely match the degree of challenge involved in transferring advanced emissions control technology from highway engines to nonroad engines. The proposed choice of 75 hp as the appropriate cutpoint for applying aftertreatment-based NO_x control drew particular attention. In the proposal, we recognized that there is not an abrupt power cutpoint above and below which the highway-derived nonroad engine families do and do not exist, but noted further that 75 hp is a more appropriate cutpoint to generally identify nonroad engines in Tier 4 that will most likely be using highway-like engine technology than either of the closest previously-adopted power category cutpoints of 50 or 100 hp. Nonroad diesels produced today with rated power above 75 hp (up to several hundred hp) are mostly variants of nonroad engine platforms with four or more cylinders and per-cylinder displacements of one liter or more. These in turn are largely derived from or are similar to heavy-duty highway engine platforms. Even where nonroad engine models above 75 hp are not so directly derived from highway models, they typically share many common characteristics such as displacements of one liter per cylinder or more, direct injection fueling, turbocharging, and, increasingly, electronic fuel injection. These common features provide key building blocks in transferring high-efficiency exhaust emission control technology from highway to similar nonroad diesel engines. We therefore proposed to regroup power ratings using the 75 hp cutpoint.

The Engine Manufacturers Association and Euromot, which together represent the companies that make all but a tiny fraction of nonroad diesel engines sold in the U.S., expressed their support for the 75 hp cutpoint, as did every individual engine

manufacturer who commented on this subject. These companies generally endorsed EPA's reasoning that the 75 hp level is appropriate to "delineate those engines (and applications) for which the application of on-highway like NO_x aftertreatment technologies is not likely to be feasible or practical" (EMA Comments p.10).

However, the Association of Equipment Manufacturers (AEM) and the equipment manufacturer Ingersoll-Rand commented that 100 hp is the more appropriate cutpoint for application of advanced NO_x control technology. They based this view on their observations that 75–100 hp engines do not share many of the characteristics of highway diesels, thus making technology transfer from the highway sector very costly, and customers will be negatively affected due to the relatively large cost impacts of NO_x aftertreatment on these smaller engines. They also argued that the 75 hp cutpoint would create significant misalignment in the global marketplace because European regulations do not use this cutpoint.

We agree with the equipment manufacturers' observation that there are engines above 75 hp without turbocharging or electronic controls. However, EPA did not choose the 75 hp cutpoint with the expectation that all engines above it had the same technology characteristics. There is a continuum in the degree to which key technology characteristics exist on engines throughout the power spectrum, and the 75 hp cutpoint was based on information from the current fleet of engines and on manufacturers' and EPA's expectations for future design trends, showing there is a marked difference in the prevalence of these and other key engine design characteristics for engines above and below 75 hp, and that, over time, 75–100 hp engines increasingly share advanced technology characteristics common in larger engines. Clear evidence of this trend over recent model years is documented in the RIA, section 4.1.4. As discussed in section II.B.2, the kind of engine technology generally employed by engines in the 75–100 hp range, combined with the lead time and phase-in provided for the Tier 4 NO_x standards, leads us to conclude that highway-like NO_x aftertreatment can be transferred to these engines. In addition, since our proposal, the Council of the European Union (EU) has issued a revised final version of new nonroad diesel emission standards that essentially aligns their power cutpoints with our own, including adoption of the 75 hp cutpoint for advanced technology

NO_x control. EPA does not believe that the costs of meeting the NO_x standard for engines in the 75–100 hp range are unreasonable, and we refer the reader to section VI for a detailed discussion of our cost analysis for engines and equipment meeting Tier 4 standards in this power range. Moreover, EPA firmly believes such standards are technologically feasible for 75–100 hp engines. (See section II.B.2.)

Ingersoll-Rand also expressed concern that the proposed consolidation of 3 previous power categories into a single 175–750 hp category creates significant hardship by requiring the introduction of aftertreatment technologies in a single year, contrasting this with the Tier 2 standards, which phased in over 2001–2003 for these engines. In response, we note that the Tier 3 standards, which were set in the same rule that established the Tier 2 standards, will be introduced in a single year for these engines (2006), and that the Tier 2 phase-in over 3 years was established in response to particular issues and opportunities that were identified, specific to that time frame (see 62 FR 50181, September 24, 1997). In addition to the gradual phase-in of Tier 4 standards over several years, we are adopting significant flexibility provisions specifically to provide adequate lead time for equipment manufacturers to make the transition to the new standards, including some provisions that provide additional flexibility from what we proposed, as explained in section III.B.

6. CO Standards

We proposed minor changes in CO standards for some engines solely for the purpose of helping to consolidate power categories. We stated in the proposal that we were not exercising our authority to revise the CO standard for the purpose of improving air quality, but rather for purposes of administrative efficiency. However, manufacturers objected to these proposed changes, citing technological feasibility concerns, and a lack of parity with highway diesel and nonroad spark-ignition engines, given that existing CO standards levels for nonroad engines are already five times lower than the standard level for highway engines.

Because we proposed the CO standard changes for the sake of simplifying and consolidating power categories and not because of any technical considerations relating to emission reductions, we do not believe it productive to take issue with the views expressed that these proposed changes raise serious feasibility concerns. We instead are withdrawing this aspect of the proposal,

the result being that the existing CO standards remain in place. In doing so, we are not considering or reexamining (and at proposal did not consider or reexamine) the substantive basis for those standards. Having multiple CO standards within a power category will, at worst, create minor inconveniences in certification and compliance efforts. As a result, in the less than 25 hp category, Tier 4 engines below 11 hp will continue to be subject to a different CO standard than 11–25 hp engines, identical to Tier 2. Likewise, different CO standards will continue to apply in Tier 4 to engines above and below 50 hp in the 25–75 hp category.

We do note, however, that we are applying new certification tests to all pollutants covered by the rule, the result being that Tier 4 engines will have to certify to CO standards measured by the transient test (NRTC) (which includes a cold start test), and the NTE. Our intent in adopting these new certification requirements is not to alter the level of stringency of the standard but rather to ensure robust control of emissions to this standard in use. The CO standards remain readily achievable using these tests, and we anticipate that no additional engine adjustments are necessary for the standards to be achievable (so there are no significant associated costs). We also explain there that the CO standards can be achieved without jeopardizing the ability to achieve all of the other engine standards.

7. Crankcase Emissions Control

We currently require the control of crankcase emissions from naturally-aspirated nonroad diesel engines. We proposed to extend this requirement to turbocharged nonroad diesel engines as well, starting in the same model year that Tier 4 exhaust emission standards first apply in each power category.

EMA opposed the proposed extension, reiterating concerns expressed in comments on a similar proposed provision in the 2007 heavy-duty highway rule, including concerns over the impact that recirculating crankcase emissions may have on the feasibility of engine standards over the full useful life. These concerns are addressed in the Summary and Analysis of Comments document for that rule, which is included in the docket for today's rule. Besides the feasibility issues raised by EMA for nonroad diesels that are addressed in the highway rule, two nonroad-specific issues were raised as well: (1) The need to design crankcase emission control systems that operate at the high angularity experienced by some

nonroad machines on uneven ground, and (2) the concern that this requirement adds to the large number of "first time" requirements being adopted for Tier 4. We agree that high angularity operation may add new design considerations for these controls, but do not see how it would pose a serious barrier that could not be overcome in time. The grouping of new EPA requirements in a specific model year is an important objective of our program aimed at providing stability to the design process, a goal much supported by the engine manufacturers. We have accounted for this in assessing feasibility, costs, and flexibility needs for the program. One flexibility we are providing is the three-path opportunity to satisfy our crankcase control requirement, as described below. In fact, in its written comments EMA recommended that, if EPA were to proceed with crankcase emission control requirements for Tier 4, it adopt all three options for demonstrating compliance. This is indeed what we are doing.

Thus, as proposed, in addition to allowing for compliance through the routing of crankcase emissions to the engine air intake system, we are also allowing manufacturers to instead meet the requirement by routing the crankcase gases into the exhaust stream, provided they keep the combined total of the crankcase emissions and the exhaust emissions below the applicable exhaust emission standards. Also as proposed, we are allowing manufacturers to instead meet the requirement by measuring crankcase emissions instead of completely eliminating them, provided manufacturers add these measured emissions to exhaust emissions in assessing compliance with exhaust emissions standards. Manufacturers using this option must also modify their exhaust deterioration factors or develop separate deterioration factors to account for increases in crankcase emissions as the engine ages, and must ensure that crankcase emissions can be readily measured in use. We see no reason to treat naturally-aspirated engines differently than turbocharged engines, and so are allowing these options for all Tier 4 engines subject to the crankcase control requirement, both turbocharged and naturally-aspirated. The wording of the proposed regulations limiting the options to turbocharged engines was inadvertent.

8. Prospects for International Harmonization

We received numerous comments, especially from engine and equipment

manufacturers, stressing the need for EPA to work with other governmental standards-setting bodies to harmonize standards. We recognize the importance of harmonization of international standards and have worked diligently with our colleagues in Europe and Japan to achieve that objective. Harmonization of these standards will allow manufacturers continued access to world markets and lower the required research and development and tooling costs needed to meet different standards. We will continue to work with standards-setting governmental entities and with foreign and domestic manufacturers.

In October 2003, the Council and Parliament of the European Union reached agreement on revisions to a proposal developed by the European Commission that would amend Directive 97/68/EC to include nonroad diesel emissions standards similar to those in our Tier 4 program, and, as in the U.S., coordinated with low sulfur diesel fuel requirements in Europe. This revised proposal has since been finalized.³⁴ This revised Directive aligns well with our program in the Tier 4 time frame, even more so than did the original Commission proposal. It also closely aligns with our Tier 3 standards in the Tier 3 time frame.

For engines of 50–750 hp, the Directive's standards are very closely aligned with our own Tier 4 standards, including emissions levels, implementation dates, the defined power categories, and the lower hp limit of NO_x control based on high-efficiency exhaust emission controls (75 hp). Exceptions are noted below:

- The 2008 PM standard level for 50–75 hp engines (the equivalent of 0.3 g/bhp-hr vs our 0.22 g/bhp-hr level). Note, however, that we do allow certification to the 0.3 g/bhp-hr level as an option, provided the manufacturer must then meet our 0.02 g/bhp-hr standard in 2012, one year earlier than otherwise.
- The 2013 PM standard level for 50–75 hp engines (the equivalent of 0.01 g/bhp-hr vs our 0.02 g/bhp-hr level).
- An October 1, 2014 start for the final 75–175 hp NO_x standard (the same as our proposed date), compared to the December 31, 2014 date we are adopting in this final rule.
- For constant speed engines: no Tier 4-equivalent standards. Also, the EU's Tier 3-equivalent standards are not implemented on these engines until 2011–2012.

As the EU program does not provide for emissions averaging, the alternative NO_x standards we are setting for 75–750 hp engines are the NO_x levels at which the EU standards are generally aligned during our NO_x phase-in years. The EU Directive also includes transition flexibility provisions for equipment manufacturers similar to those in our program, discussed in section III.B.

The EU program for nonroad diesels has not adopted or proposed any current or future standards for engines above 750 hp or below 25 hp, and its revised Directive for 25–50 hp engines does not subject them to any future standards beyond those entering into force in 2007 (equivalent to 0.45 g/bhp-hr PM and 5.6 g/bhp-hr hydrocarbon+NO_x), in contrast to our 2013 standards based the use of PM filters and more advanced engine-based control technologies (0.02 g/bhp-hr PM and 3.5 g/bhp-hr NMHC+NO_x). However, as discussed further in section VIII.A, the EU Directive includes plans to conduct a future technology review of appropriate standards for engines below 50 hp and above 750 hp. The year that this is planned for is 2007, the same year in which we are planning a technology review for engines below 75 hp. Considering progress to date, and announced plans for reviews in 2007, we believe that prospects for harmonized standards are excellent.

9. Exclusion of Marine Engines

For reasons outlined in the proposal, we are not applying Tier 4 standards to the marine diesel engines under 50 hp that are covered under our Tier 1 and 2 standards. We believe it is more appropriate to consider more stringent standards for a range of marine diesel engines, including these, in a future action. It should be noted that the existing Tier 2 standards will continue to apply to marine diesel engines under 50 hp until that future action is completed. We did not receive any adverse comments on this proposed approach.

B. Are the New Standards Feasible?

Today we are finalizing a program of stringent new standards for a broad category of nonroad diesel engines coupled with a new nonroad diesel fuel standard that dramatically lowers the sulfur level in nonroad diesel fuel ultimately to 15 ppm. We believe these standards are technically feasible in the leadtime provided given the availability of 15 ppm sulfur fuel and the rapid progress to develop the needed emission control technologies. We acknowledge, as pointed out by a number of commenters, that these standards will be challenging for industry to meet, in

³⁴ Council of the European Union, "Directive of the European Parliament and of the Council amending Directive 97/68/EC", March 15, 2004.

part due to differences in operating conditions and duty cycles for nonroad equipment and the diesel engines used in that equipment. Also, we recognize that transferring and effectively applying these technologies, which have largely been developed for highway engines, will require additional time after the application of the technology to on-highway engines. Diesel engine industry commenters and environmental stakeholder commenters on our proposal consistently agreed with our position that for most engine horsepower categories the technologies to meet the standards exist and that the transfer of these technologies to nonroad is possible. The biggest difference of opinions in the range of comments received by the Agency concerns the timing of the emission standards and the flexibility provisions (*i.e.*, the leadtime necessary to transfer the technology). One of the most important tasks for a feasibility analysis is to determine the appropriate amount of development time needed to successfully bring new technologies to market. We have carefully weighed the desire to have clean engines sooner, with the challenges yet to be overcome in applying the technologies to nonroad engines and equipment, in determining the appropriate timing and emission levels for the standards finalized today.

The RIA associated with today's action contains a detailed description and analysis of diesel emission control technologies, issues specific to applying these technologies to nonroad engines, and why we believe the new emission standards are feasible. Additional in-depth discussion of these technologies can be found in the final RIA for the HD2007 emission standards, the final RIA for the HD2004 emission standards, the 2002 Highway Diesel Progress Review and the recently released Highway Diesel Progress Review Report 2.^{35 36 37 38} The following sections summarize the challenges to applying

these technologies to nonroad engines and why we believe the emission standards finalized today are technically feasible in the leadtime provided.

1. Can Advanced Diesel Emission Control Technologies Be Applied to Nonroad Engines and Equipment?

The emission standards and the introduction dates for those standards, as described earlier in this section, are premised on the transfer of diesel engine technologies being or already developed to meet light-duty and heavy-duty vehicle standards that begin in 2007. The advanced technology standards that we are finalizing today for engines over 25 horsepower will begin to go into effect four years later. This time lag between equivalent highway and nonroad diesel engine standards is necessary in order to allow time for engine and equipment manufacturers to further develop these highway technologies for nonroad engines and to align this program with nonroad Tier 3 emission standards that begin to go into effect in 2006.

This section summarizes the engineering challenges to applying advanced emission control technologies to nonroad engines and equipment, and why we believe that technologies developed for highway diesel engines can be further refined to address these issues in a timely manner for nonroad engines consistent with the emission standards finalized today.

a. Nonroad Operating Conditions and Exhaust Temperatures

Nonroad equipment is highly diverse in design, application, and typical operating conditions. This variety of operating conditions affects emission control systems through the resulting variety in the torque and speed demands (*i.e.*, power demands). In our proposal, we highlighted the challenge for design and implementation of advanced emission control technologies posed by this wide range in what constitutes typical nonroad operation. Some commenters emphasized their concerns regarding this issue as well, and their belief that these issues make the application of the technology to nonroad infeasible. While we recognize and agree with the commenters regarding the nature of the challenges, we disagree with their conclusion regarding feasibility because, as described in the following section, we see a clear path to overcome the challenges.

The primary concern for catalyst-based emission control technologies is exhaust temperature. In general, exhaust temperature increases with engine

power and can vary dramatically as engine power demands vary. For catalyzed diesel particulate filters (CDPFs), exhaust temperature determines the rate of filter regeneration, and if too low, causes a need for supplemental means to ensure proper filter regeneration. In the case of the CDPF, it is the aggregate soot regeneration rate that is important, not the regeneration rate at any particular moment in time. A CDPF controls PM emissions under all conditions and can function properly (*i.e.*, not plug) even when exhaust temperatures are low for an extended time and the regeneration rate is lower than the soot accumulation rate, provided that occasionally exhaust temperatures and thus the soot regeneration rate are increased enough to regenerate the CDPF. Similarly, there is a minimum temperature (*e.g.*, 200 °C) for NO_x adsorbers below which NO_x regeneration is not readily possible and a maximum temperature (*e.g.*, 500 °C) above which NO_x adsorbers are unable to effectively store NO_x. Therefore, there is a need to match diesel exhaust temperatures to conditions for effective catalyst operation under the various operating conditions of nonroad engines.

Although the range of products for highway vehicles is not as diverse as for nonroad equipment, the need to match exhaust temperatures to catalyst characteristics is still present. This is an important concern for highway engine manufacturers and has been a focus of our ongoing 2007 diesel engine progress review. There we have learned that substantial progress is being made to broaden the operating temperature window of catalyst technologies while at the same time to design engine systems to better control average exhaust temperatures (for ongoing catalyst performance) and to attain periodically higher temperatures (to control PM filter regeneration and NO_x adsorber desulfation). Highway diesel engine manufacturers are working to address this need through modifications to engine design, modifications to engine control strategies, and modifications to exhaust system designs. New engine control strategies designed to take advantage of engine and exhaust system modifications can be used to manage exhaust temperatures across a broad range of engine operation. The technology solutions being developed for highway engines to better manage exhaust temperature are built upon the same emission control technologies (*i.e.*, advanced air handling systems and electronic fuel injection systems) that we expect nonroad engine

³⁵ Regulatory Impact Analysis: Heavy-Duty Engine and Vehicle Standards and Highway Diesel Fuel Sulfur Control Requirements, United States Environmental Protection Agency, December 2000, EPA420-R-00-026. Copy available in EPA Air Docket A-2001-28 Item II-A-01.

³⁶ Regulatory Impact Analysis: Control of Emissions of Air Pollution from Highway Heavy-Duty Engines, United States Environmental Protection Agency, June 2000, EPA420-R-00-010. Copy available in EPA Air Docket A-2001-28 Item II-A-02.

³⁷ Highway Diesel Progress Review, United States Environmental Protection Agency, June 2002, EPA 420-R-02-016. Copy available in EPA Air Docket A-2001-28 Item II-A-52.

³⁸ Highway Diesel Progress Review Report 2, United States Environmental Protection Agency, March 2004, EPA420-R-04-004. Copy available in Docket OAR-2003-0012-0918.

manufacturers to use in order to comply with the existing Tier 3 emission standards.

Matching the emission control technology and the operating temperature window of the broad range of nonroad equipment may be somewhat more challenging for nonroad engines than for many highway diesel engines simply because of the diversity in equipment design and equipment use. Nonetheless, the problem has been successfully solved in highway applications facing low exhaust temperature performance situations as difficult to address as any encountered by nonroad applications. The most challenging temperature regime for highway engines are encountered at very light-loads as typified by congested urban driving with periods of extended idle operation. Under congested urban driving conditions, exhaust temperatures may be too low for effective NO_x reduction with a NO_x adsorber catalyst. Similarly, exhaust temperatures may be too low to ensure passive CDPF regeneration. To address these concerns, light-duty diesel engine manufacturers have developed active temperature management strategies that provide effective emissions control even under these difficult light-load conditions. Toyota has shown with their prototype diesel particulate NO_x reduction (DPNR) vehicles that changes to EGR and fuel injection strategies can realize an increase in exhaust temperatures of more than 100 °F under even very light-load conditions allowing the NO_x adsorber catalyst to function under these normally cold exhaust conditions.³⁹ Similarly, PSA Peugeot Citroen (PSA) has demonstrated effective CDPF regeneration under demanding light-load taxi cab conditions with current production technologies.⁴⁰ Both of these are examples of technology paths available to nonroad engine manufacturers to increase temperatures under light-load conditions.

While a number of commenters expressed concerns about low temperature operation for nonroad equipment, no commenters provided data showing that nonroad equipment in-use operating cycles would be more demanding of low temperature

performance than passenger car urban driving. Both the Toyota and PSA systems are designed to function even with extended idle operation as would be typified by a taxi waiting to pick up a fare.

It is our conclusion that by actively managing exhaust temperatures, for example through engine management to increase exhaust temperatures, engine manufacturers can ensure highly effective catalyst-based emission control performance (*i.e.*, compliance with the emission standards across the applicable tests) and reliable filter regeneration across a wide range of engine operation as would be typified by the broad range of in-use nonroad duty cycles. Active methods of regenerating PM filters have been shown to be reliable under all operating conditions and can be applied to nonroad diesel engines in the time frame required by these regulations. The additional cost for active regeneration, beyond the cost for the PM filter alone, has been accounted for in the cost analysis summarized in section VI of this preamble.

We have conducted an analysis of various nonroad equipment operating cycles and various nonroad engine power density levels to better understand the matching of nonroad engine exhaust temperatures, catalyst installation locations and catalyst technologies. This analysis, documented in the RIA, shows that for many engine power density levels and equipment operating cycles, exhaust temperatures are quite well matched to catalyst temperature window characteristics. In particular, the nonroad transient cycle (NRTC), the cycle we are finalizing to use for certification for most engines with rated power less than 750 hp, was shown to be well matched to the NO_x adsorber characteristics with estimated performance in excess of 90 percent for a turbocharged diesel engine tested under a range of power density levels. The analysis also indicated that the exhaust temperatures experienced over the NRTC are better matched to the NO_x adsorber catalyst temperature window than the temperatures that would be expected over the highway FTP test cycle. This suggests (when coupled with the fact that PM filters function with equal effectiveness at essentially all conditions) that compliance based on testing with the nonroad Tier 4 standards on the NRTC will be somewhat easier, using similar technology, than complying with the highway 2007 emission standards on the highway transient test cycle.

In sum, we believe based on our analysis of nonroad engines and

equipment operating characteristics, that, in use, some nonroad engines will experience conditions that require the use of temperature management strategies (*e.g.*, active regeneration) in order to effectively use the NO_x adsorber and CDPF systems. We have assumed in our cost analysis that all nonroad engines complying with a PM standard of 0.03 g/bhp-hr or lower will have an active means to control temperature (*i.e.* we have costed a backup regeneration system, although some applications likely may not need one). We have made this assumption believing, as indicated by a number of commenters, that manufacturers will not be able to accurately predict in-use conditions for every piece of equipment and will thus choose to provide the technologies on a back-up basis. As explained earlier, the technologies necessary to accomplish this temperature management are enhancements of both the Tier 3 emission control technologies that will form the starting point for Tier 4 engines larger than 50 hp, and the control strategies being developed for highway diesel engines.⁴¹ Based on our analyses, we believe that there are no nonroad engine applications above 25 horsepower for which these highway engine approaches for temperature management will not work. However, we agree with commenters that given the diversity in nonroad equipment design and application, additional time will be needed in order to match the engine performance characteristics to the full range of nonroad equipment.

We have concluded that, given the timing of the emissions standards finalized today, and the availability and continuing development of technologies to address temperature management for highway engines which technologies are transferrable to all nonroad engines with greater than 25 hp power rating, nonroad engines can be designed to meet the new standards in the lead time provided, and can be provided to equipment makers in a timely manner within that lead time.

b. Nonroad Operating Conditions and Durability

Nonroad equipment is designed to be used in a wide range of tasks, from mining equipment to crop cultivation and harvesting to excavation and

³⁹ Sasaki, S., Ito, T., and Iguchi, S., "Smoke-less Rich Combustion by Low Temperature Oxidation in Diesel Engines," 9th Aachener Kolloquium Fahrzeug- und Motorentechnik 2000. Copy available in EPA Air Docket A-2001-28 Item II-A-56.

⁴⁰ Jeuland, N., *et al.*, "Performances and Durability of DPF (Diesel Particulate Filter) Tested on a Fleet of Peugeot 607 Taxis First and Second Test Phases Results," October 2002, SAE 2002-01-2790.

⁴¹ We do not have Tier 3 emission standards for engines in the horsepower category from 25–50 hp. However, we expect that similar Tier 3 emission control technologies will form part of the emission control technology package used for compliance with the Tier 4 standards for these engines in 2013. Our cost analysis reflects the additional cost to apply these technologies for NO_x and PM control.

loading, and operated in harsh environments. In the normal course of equipment operation the engine and its associated hardware will experience levels of vibration, impacts, and dust that may exceed conditions typical of highway diesel vehicles. For this reason, some commenters said that the PM filter technology was infeasible for nonroad equipment. We disagree with this assertion and continue to believe that PM filter technologies can be applied to a wide range of nonroad equipment.

Specific efforts to design for the nonroad operating conditions will be required in order to ensure that the benefits of these new emission control technologies are realized for the life of nonroad equipment. Much of the engineering knowledge and experience to address these issues already exists with the nonroad equipment manufacturers. Vibration and impact issues are fundamentally mechanical durability concerns (rather than issues of technical feasibility of achieving emissions reductions) for any component mounted on a piece of equipment (e.g., an engine coolant overflow tank). Equipment manufacturers must design mounting hardware such as flanges, brackets, and bolts to support the new component without failure. Further, the catalyst substrate material itself must be able to withstand the conditions encountered on nonroad equipment without itself cracking or failing. There is a large body of real world testing with retrofit emission control technologies on engines up to 750 hp that demonstrate the durability of the catalyst components themselves even in the harshest of nonroad equipment applications. The evidence for even larger engines (*i.e.*, those above 750 hp) is less conclusive because of the limited number of applications.

Deutz, a nonroad engine manufacturer, sold approximately 2,000 diesel particulate filter systems for nonroad equipment in the period from 1994 through 2000. The very largest of these systems were limited to engine sizes below 850 hp. The majority of these systems were sold into significantly smaller applications. Many of these systems were sold for use in mining equipment. Mining equipment is exposed to extraordinarily high levels of vibration, experiences impacts with the mine walls and face, and encounters high levels of dust. Yet in meetings with the Agency, Deutz shared their experience that no system had failed due to mechanical failure of the catalyst

or catalyst housing.⁴² The Deutz system utilized a conventional cordierite PM filter substrate as is commonly used for heavy-duty highway truck CDPF systems. The canning and mounting of the system was a Deutz design. Deutz was able to design the catalyst housing and mounting in such a way as to protect the catalyst from the harsh environment as evidenced by its excellent record of reliable function.

A number of commenters asserted that it was not possible to apply conventional CDPF technologies (*i.e.*, ceramic wall-flow filter media) to the largest diesel engines with power ratings above 750 hp. In the draft RIA for the proposal, we described our expectation that these highway-based systems could be assembled into larger systems to work well for these largest diesel engines. While we continue to believe that it may be possible in the time frame of this rulemaking for these conventional CDPFs to be applied to engines with more than 750 hp, based on the evidence provided by the commenters, we now agree that too much uncertainty remains for us to reach that conclusion today. We cannot clearly today describe a method to monitor the soot loading of individual filter elements in a parallel system made up of a significant number of smaller components. This is because for parallel systems the pressure drop (the best current method to monitor filter condition) across all of the parallel components is exactly the same. If a single filter begins to plug and needs to be regenerated it may not be detected in such a system. Therefore, we believe that instead of a massively parallel filter system, an alternate PM filtering media may be more appropriate in order to address issues of scalability, durability and packaging for these largest engines. Fortunately, there are other filter media technologies (e.g., wire or fiber mesh depth filters) that can be successfully scaled to any size and which we have confidence in projecting today will be a more appropriate solution for the bulk of the engines in this size category. Because these depth filtration technologies are not quite as efficient at filtering PM as the ceramic systems that are the dominant solution for the smaller highway diesel engines, we are finalizing a set of PM filter-based standards for engines greater than 750 hp which are slightly higher than the proposed PM standards for these

engines. Those standards are discussed in sections II.A and II.B.3 below. Our cost estimates summarized in section VI for engines greater than 750 hp are consistent with the use of either silicon carbide or wire mesh PM filter technologies.

Certain nonroad applications, including some forms of harvesting equipment, consumer lawn and garden equipment, and mining equipment, may have specific limits on maximum surface temperature for equipment components in order to ensure that the components do not serve as ignition sources for flammable dust particles (e.g., coal dust or fine crop/lawn dust). Some commenters have raised concerns that these design constraints might limit the equipment manufacturers ability to install advanced diesel catalyst technologies such as NO_x adsorbers and CDPFs. This concern seems to be largely based upon anecdotal experience with gasoline catalyst technologies where under certain circumstances catalyst temperatures can exceed 1,000 °C and without appropriate design considerations could conceivably serve as an ignition source. We do not believe that these concerns are justified in the case of either the NO_x adsorber catalyst or the CDPF technology. Catalyst temperatures for NO_x adsorbers and CDPFs should not exceed the maximum exhaust manifold temperatures already commonly experienced by diesel engines (*i.e.*, catalyst temperatures are expected to be below 800 °C).⁴³ CDPF temperatures are not expected to exceed approximately 700 °C in normal use and are expected to only reach the 650 °C temperature during periods of active regeneration. Similarly, NO_x adsorber catalyst temperatures are not expected to exceed 700 °C and again only during periods of active sulfur regeneration as described in section III.C below. Under conditions where diesel exhaust temperatures are naturally as high as 650 °C, no supplemental heat addition from the emission control system will be necessary for regeneration and therefore exhaust temperatures will not exceed their natural level. When natural exhaust temperatures are too low for effective emission system regeneration

⁴² "Summary of Conference Call between U.S. EPA and Deutz Corporation on September 19, 2002 regarding Deutz Diesel Particulate Filter System", EPA Memorandum to Air Docket A-2001-28 Item II-B-31.

⁴³ The hottest surface on a diesel engine is typically the exhaust manifold which connects the engines exhaust ports to the inlet of the turbocharger. The hot exhaust gases leave the engine at a very high temperature (800 °C at high power conditions) and then pass through the turbocharger where the gases expand driving the turbocharger providing work. The process of extracting work from the hot gases cools the exhaust gases. The exhaust leaving the turbocharger and entering the catalyst and the remaining pieces of the exhaust system is cooler (as much as 200 °C at very high loads) than in the exhaust manifold.

then supplemental heating, as described earlier, may be necessary but would not be expected to produce temperatures higher than the maximum levels normally encountered in diesel exhaust. Furthermore, even if it were necessary to raise exhaust temperatures to a higher level in order to promote effective emission control, there are technologies available to isolate the higher exhaust temperatures from flammable materials such as dust. One approach would be the use of air-gapped exhaust systems (*i.e.*, an exhaust pipe inside another concentric exhaust pipe separated by an air-gap) that serve to insulate the inner high temperature surface from the outer surface which could come into contact with the dust. The use of such a system also may be desirable in order to maintain higher exhaust temperatures inside the catalyst in order to promote better catalyst function. Another technology to control surface temperature already used by some nonroad equipment manufacturers is water cooled exhaust systems.⁴⁴ This approach is similar to the air-gapped system but uses engine coolant water to actively cool the exhaust system.

We thus do not believe that flammable dust concerns will prevent the use of either a NO_x adsorber or a CDPF because catalyst temperatures are not expected to be unacceptably high and because remediation technologies exist to address these concerns. In fact, exhaust emission control technologies (*i.e.*, aftertreatment) have already been applied on both an original equipment manufacturer (OEM) basis and for retrofit to nonroad equipment for use in potentially explosive environments. Many of these applications must undergo Underwriters Laboratory (UL) approval before they can be used.⁴⁵ Therefore, while we appreciate the commenters' concerns regarding safety, we remain convinced that the application of these emission control technologies will not compromise (or decrease) equipment safety.

We agree that nonroad equipment must be designed to address safety and durable performance for a wide range of operating conditions and applications

that would not commonly be experienced by highway vehicles. We believe further as demonstrated by retrofit experiences around the world that technical solutions exist which allow catalyst-based emission control technologies to be applied to nonroad equipment.

2. Are the Standards for Engines 75–750 hp Feasible?

There are three primary test provisions and associated standards in the Tier 4 program we are finalizing today. These are the Nonroad Transient Cycle (NRTC), the existing International Organization for Standardization (ISO) C1 steady-state cycle, and the highway-based Not-To-Exceed (NTE) provisions.⁴⁶ Under today's rules, most nonroad diesel engines must meet the new standards for each of these three test cycles (the exceptions are noted below). Compliance on the transient test cycle includes weighting the results from a cold start and hot start test with the cold start emissions weighted at 1/20 and hot start emissions weighted at 19/20. Additionally, we have alternative optional test cycles including the existing ISO–D2 steady-state cycle and the Transportation Refrigeration Unit (TRU) cycle which a manufacturer can choose to use for certification in lieu of the NRTC and the ISO–C1, provided that the manufacturer can demonstrate to the Agency that the engine will only be used in a limited range of nonroad equipment with known operating conditions. A complete discussion of these various test cycles can be found in chapter 4.2, 4.3, and 4.4 of the RIA.

The standards we are finalizing today for nonroad engines with rated power from 75 to 750 hp are based upon the performance of technologies and standards for highway diesel engines which go into effect in 2007. As explained above, we believe these technologies, namely NO_x adsorbers and catalyzed diesel particulate filters enabled by 15 ppm sulfur diesel fuel, can be applied to nonroad diesel engines in a similar manner as for highway diesel engines. The combustion process and the means to modify that process are fundamentally the same for highway and nonroad diesel engines regardless of engine size. The formation mechanism and quantity of pollutants formed in diesel engines are fundamental characteristics of engine design and are not inherently different for highway and nonroad

engines regardless of engine size. The effectiveness of NO_x adsorbers to control NO_x emissions and CDPFs to control PM, NMHC, and CO emissions are determined by fundamental catalyst and filter characteristics. Therefore, we disagree with commenters who suggest that these highway technology based emission standards are infeasible for nonroad engines. We acknowledge the comments raised regarding the unique characteristics nonroad diesel engines which must be considered in setting these standards, and we have addressed those issues by allowing (where appropriate) for additional lead time or slightly less stringent standards for nonroad diesel engines in comparison to highway diesel engines (and likewise have made appropriate cost estimates to account for the technology and engineering needed to address these issues).

PM Standard. We are finalizing a PM standard for engines in this category of 0.01 g/bhp-hr based upon the emissions reductions possible through the application of a CDPF and 15 ppm sulfur diesel fuel. This is the same emissions level as for highway diesel engines in the heavy-duty 2007 (HD2007) program (66 FR 5001, January 18, 2001). While emission levels of engine-out soot (the solid carbon fraction of PM) may be somewhat higher for some nonroad engines when compared to highway engines, these emissions are virtually eliminated (reduced by 99 percent) by the CDPF technology. With application of the CDPF technology, the soluble organic fraction (SOF) portion of diesel PM is predicted to be all but eliminated. The primary emissions from a CDPF equipped engine are sulfate PM emissions formed from sulfur in diesel fuel. The emissions rate for sulfate PM is determined primarily by the sulfur level of the diesel fuel and the rate of fuel consumption. With the 15 ppm sulfur diesel fuel, the PM emissions level from a CDPF equipped nonroad diesel engine will be similar to the emissions rate of a comparable highway diesel engine. Therefore, the 0.01 g/bhp-hr emission level is feasible for nonroad engines tested on the NRTC cycle and on the steady-state cycles, ISO–C1 and ISO–D2. Put another way, control of PM using CDPF technology is essentially independent of duty cycle given active catalyst technology (for reliable regeneration and SOF oxidation), adequate control of temperature (for reliable regeneration) and low sulfur diesel fuel (for reliable regeneration and low PM emissions). While some commenters argued that PM filters will

⁴⁴ "Engine Technology and Application Aspects for Earthmoving Machines and Mobile Cranes," Dr. E. Brucker, Liebherr Machines Bulle, SA, AVL International Commercial Powertrain Conference, October 2001. Copy available in EPA Air Docket A-2001-28, Docket Item # II-A-12.

⁴⁵ Phone conversation between Byron Bunker, United States Environmental Protection Agency and Dale McKinnon, Manufacturers of Emission Control Association (MECA), 9 April, 2003 confirming the use of emission control technologies on nonroad equipment used in coal mines, refineries, and other locations where explosion proofing may be required.

⁴⁶ As an alternative to compliance with the ISO C1 test procedure, a manufacturer can show compliance with the standards by testing over the Ramped Modal Cycle (RMC) as described in section III.F.

not enable the 0.01 PM emission standard for nonroad engines, we remain convinced by the demonstration of 0.01 or lower PM emission levels from a number of diesel engines described in the RIA, that the standard is feasible given the leadtime provided and the availability of 15 ppm sulfur diesel fuel. Likewise, the NTE provisions for nonroad engines are the same as for on-highway engines meeting an equivalent PM control level. The maximum PM emission level from a CDPF equipped diesel engine is primarily determined by the maximum fuel sulfur conversion level experienced at the highest operating conditions. As documented in RIA chapter 4.1.1.3, testing of diesel engines at conditions representative of the highest sulfate PM formation rates shows PM levels below the level required by the NTE provisions when tested on less than 15 ppm sulfur diesel fuel.

NO_x Standard. We are finalizing a NO_x standard of 0.30 g/bhp-hr for engines in this category based upon the emission reductions possible from the application of NO_x adsorber catalysts and the expected emission levels for Tier 3 compliant engines which form the baseline technology for Tier 4 engines. The Tier 3 emission standards are a combined NMHC+NO_x standard of 3.0 g/bhp-hr for engines greater than 100 hp and less than 750 horsepower. For engines less than 100 hp but greater than 50 horsepower the Tier 3 NMHC+NO_x emission standard is 3.5 g/bhp-hr. We believe that in the time-frame of the Tier 4 emission standards, all engines from 75 to 750 hp can be developed to control NO_x emissions to engine-out levels of 3.0 g/bhp-hr or lower.⁴⁷ This means that all engines will need to apply Tier 3 emission control technologies (*i.e.*, turbochargers, charge-air-coolers, electronic fuel systems, and for some manufacturers EGR systems) to get to this baseline level. As discussed in more detail in the RIA, our analysis of the NRTC and the ISO-C1 cycles indicates that the NO_x adsorber catalyst can provide a 90 percent or greater NO_x reduction level on the cycles. The standard of 0.30 g/bhp-hr reflects a baseline emissions level of 3.0 g/bhp-hr and a greater than 90 percent reduction of NO_x emissions through the application of the NO_x adsorber catalyst. The additional lead time available to nonroad engine manufacturers and the substantial

learning that will be realized from the introduction of these same technologies to highway diesel engines, plus the lack of any fundamental technical impediment, makes us confident that the new NO_x standards can be met.

Given the fundamental similarities between highway and nonroad diesel engines, we believe that the NO_x adsorber technology developed for highway engines can be applied with equal effectiveness to nonroad diesel engines with additional developments in engine thermal management (as discussed in section II.B.2 above) to address the more widely varied nonroad operating cycles. In fact, as discussed previously, the NO_x adsorber catalyst temperature window is particularly well matched to transient operating conditions as typified by the NRTC.

As pointed out by some commenters, compliance with the NTE provisions will be challenging for the nonroad engine industry due to the diversity of nonroad products and operating cycles. However, the technical challenge is reduced somewhat by the 1.5 multiplier used to calculate the NTE standard as discussed in section III.J. Controlling NO_x emissions under NTE conditions is fundamentally similar for both highway and nonroad engines. The range of control is the same and the amount of reduction required is also the same. We know of no technical impediment, nor were any raised by commenters, that would prevent achieving the NTE standard under the zone of operating conditions required by the NTE.

NMHC Standard. Meeting the NMHC standard under the lean operating conditions typical of the biggest portion of NO_x adsorber operation should not present any special challenges to nonroad diesel engine manufacturers. Since CDPFs and NO_x adsorbers contain platinum and other precious metals to oxidize NO to NO₂, they are also very efficient oxidizers of hydrocarbons. NMHC reductions of greater than 95 percent have been shown over transient and steady-state test procedures.⁴⁸ Given that typical engine-out NMHC is expected to be in the 0.40 g/bhp-hr range or lower for engines meeting the Tier 3 standards, this level of NMHC reduction will mean that under lean conditions emission levels will be well below the standard. For the same reasons, there is no obstacle which

would prevent achieving the NTE standard.

Under the brief episodic periods of rich operation necessary to regenerate NO_x adsorber catalysts, it is possible to briefly experience higher levels of NMHC emissions. Absent a controlling standard, it is possible that these NMHC emissions could be high. There are two possible means to control the NMHC emissions during these periods in order to meet the NMHC standard finalized today. Manufacturers can design the regeneration system and the oxygen storage (oxidation function under rich conditions) of the NO_x adsorber catalyst such that the NMHC emissions are inherently controlled. This is similar to the control realized on today's three-way automotive catalysts which also experience operation that toggles between rich and lean conditions. Secondly, a downstream clean-up catalyst can be used to oxidize the excess NMHC emissions to a level below the standard. This approach has been used in the NO_x adsorber demonstration program at EPA described in the RIA. Our cost analysis for engines in the 75 to 750 hp category includes a cost for a clean-up catalyst to perform this function.

Cold Start. The standards include a cold start provision for the NRTC procedure. This means that the results of a cold start transient test will be weighted with the emissions of a hot start test in order to calculate the emissions for compliance against the standards. In a change from the proposed rule, the weightings are 1/20 cold start and 19/20 for the hot start (as opposed to the proposed weightings of 1/10 and 9/10, respectively) as described more fully in chapter 4.2 of the RIA and section III.F below. Because exhaust temperatures are so important to catalyst performance, a cold start provision is an important tool to ensure that the emissions realized in use are consistent with the expectations of this program. Achieving this standard represents an additional technical challenge for NO_x control and to a lesser extent CO and NMHC control (*i.e.*, control of gaseous pollutants). PM control with a CDPF is not expected to be significantly impacted by cold-start provisions due to the primary filter mechanism being largely unaffected by temperature.

With respect to achievability of the NO_x, CO and NMHC standards, during the initial start and warmup period for a diesel engine, the exhaust temperatures are typically below the light-off temperature of a catalyst. As a result, exhaust stack emissions may initially be higher during this period of

⁴⁷ For engines between 75 and 100 horsepower, this may require re-optimization of the engine to lower NO_x emissions if they are higher than 3.0, but we would not expect any new hardware beyond the Tier 3 hardware to be required in the Tier 4 timeframe to accomplish this reduction.

⁴⁸ "The Impact of Sulfur in Diesel Fuel on Catalyst Emission Control Technology," report by the Manufacturers of Emission Controls Association, March 15, 1999, pp. 9 & 11. Copy available in EPA Air Docket A-2001-28 Item II-A-67.

operation. The cold start test procedure is designed to quantify these emissions to ensure that emission control systems are designed appropriately to minimize the contribution of cold-start emissions. Cold-start emissions can be minimized by improving catalyst technology to allow for control at lower exhaust temperatures (*i.e.*, by lowering the catalyst light-off temperature) and by applying strategies to quickly raise the exhaust temperature to a level above the catalyst light-off temperature.

There are a number of technologies available to the engine manufacturer to promote rapid warmup of the exhaust and emission control system. These include retarding injection timing, increasing EGR, and potentially late cycle injection, all of which are technologies we expect manufacturers to apply as part of the normal operation of the NO_x adsorber catalyst system. These are the same technologies we expect highway engine manufacturers to use in order to comply with the highway cold start FTP provision which weights cold start emissions more heavily with a 1/7 weighting. As a result, we expect the transfer of highway technology to be well matched to accomplish this control need for nonroad engines as well. Using these technologies we expect nonroad engine manufacturers to be able to comply with the new Tier 4 NO_x, CO, and NMHC emission standards including the cold start provisions of the transient test procedure.

One commenter has raised the concern that if diesel engines are no cleaner than 3 g/bhp-hr NO_x and if NO_x adsorbers can be no more efficient than 90 percent, then any increase in NO_x emissions above the 0.30 g/bhp-hr level on a cold-start test will make the emission standards infeasible. We should clarify, when discussing the emission reduction potential of the NO_x adsorber catalyst generically in the NPRM, we have sometimes simply stated that it is 90 percent or more effective without plainly saying that this refers to our expectation for average performance considering both cold and hot start emissions. More precisely then, we would expect lower effectiveness over the cold-start test procedure with somewhat higher effectiveness realized over the hot-start test procedure. Because of the relative weightings of the two test cycles (*i.e.*, 1/20 for the cold-start and 19/20 for the hot-start), although the degradation of performance below 90 percent over the cold-start cycle can be substantially greater than the performance above 90 percent realized over the hot-start cycle, the standards remain feasible. For

example, even if the average NO_x adsorber performance over the cold-start test cycle was only 70 percent, the average NO_x adsorber performance over the hot-start portion of the test cycle would only need to be 91 percent in order to realize a weighted average performance of 90 percent. Similarly, were the cold-start test cycle performance only 50 percent, the hot-start performance would only need to be 92 percent in order to realize a weighted average performance of 90 percent.⁴⁹ We are confident, based on our estimates of NO_x adsorber performance over the nonroad test cycle summarized in the RIA, that NO_x adsorber performance in excess of 92 percent can be expected in the time frame of the requirements finalized today.

Complying with the PM standard given consideration of the cold start test procedure is not expected to be as challenging as compliance with the NO_x standard. The effectiveness for PM filtration is not significantly effected by exhaust temperatures, as noted earlier. Thus, PM emission levels are similar over the cold and hot start tests.

The standards that we are finalizing today for nonroad engines with rated horsepower levels from 75 to 750 hp are based upon the same emission control technologies, clean 15 ppm or lower sulfur diesel fuel, and relative levels of emission control effectiveness as the HD 2007 emission standards. We have given consideration to the diversity of nonroad equipment for which these technologies must be developed and the timing of the Tier 3 emissions standards in determining the appropriate timing for the Tier 4 standards. Based upon the availability of the emission control technologies, the proven effectiveness of the technologies to control diesel emissions to these levels, the technology paths identified here to address constraints specific to nonroad equipment, and the additional lead time afforded by the timing of the standards, we have concluded that the standards are technically feasible in the leadtime provided.

3. Are the Standards for Engines Above 750 hp Feasible?

The preceding discussion of the standards for engines of 75 to 750 hp highlights the main thrust of our new Tier 4 program, a focus on realizing very low on-highway like emission levels for the vast majority of nonroad diesel engines. The emission standards and the

combination of technologies that we expect will be used to meet those standards are virtually identical to the HD2007 program for on-highway engines. The following three sections (II.B.3, II.B.4, and II.B.5) describing the feasibility of the standards for engines above 750 hp, from 25 to 75 hp, and below 25 hp, while following the same pattern and objective, take additional consideration of the fact that engines and equipment in these size categories have no direct on-highway equivalent and differ from highway engines in substantial ways that cause us to reach differing conclusions regarding the appropriate standards and timing for those standards. Whether in scale, or use, or operating conditions, the characteristics of these engines and equipment are such that we have taken particular consideration of them in setting the timing and level of the standards. The remainder of this section (II.B.3) discusses what makes the above 750 hp category unique and why the standards which we are adopting are technologically feasible.

a. What Makes the Over 750 hp Category Different?

The first and most obvious difference for engines in this horsepower category is scale. No on-highway engines come close to the size of the largest engines in this category which can produce in excess of 3,000 horsepower, consist of 16 or more cylinders and have 12 or more turbochargers. The engines, and the equipment that they power, are quite simply significantly larger than any on-highway diesel engine. Many commenters argued that emission technologies from on-highway vehicles could not be simply scaled up for these larger engines and that if they were, the consequences of this resizing would include structural weakness and reduced system robustness. As discussed below, our review of the information provided with these comments and our subsequent analysis of the technical characteristics of some emission control components has led us to conclude that revised emission standards (based on performance of different technologies that those whose performance formed the basis for the proposed rule) from those we proposed for this horsepower category are appropriate and available.

We have concluded that it is appropriate to distinguish between two broad categories of engines over 750 hp grouped by application: Mobile machines and generator sets. Mobile machines include the very largest nonroad equipment used in mining trucks and large excavation equipment.

⁴⁹ The combined weighted average performance is calculated as 1/20 (cold-start) + 19/20 (hot-start). Hence it can be seen that 1/20 (70%) + 19/20 (91%) = 90% and likewise that 1/20 (50%) + 19/20 (92%) = 90%.

The environment and operating conditions (especially for vibration) represent the harshest application into which nonroad engines are applied. Design considerations for technologies used to control emissions from engines in these applications must first consider robustness to the harsh environments that will be experienced in use. In contrast, mobile nonroad generator sets operate in relatively good operating environments. In addition, while mobile nonroad generator sets can, and are moved between operating locations, they are always stationary during actual operation. Thus the levels of vibration and the general environment for engine operation are significantly less demanding for generator sets than for mobile machines. Also the dynamic range of operation is significantly narrower and less demanding for generator sets. Designed to operate at a set engine speed, synchronous to the frequency cycle desired for electric generation (*i.e.*, 1200 or 1800 RPM for 60 hz), diesel engines designed for generator set applications can be optimized for operation in this narrow range.

We have given specific consideration to the unique engineering challenges for engines in this horsepower category in determining the appropriate emission standards set in today's action. We have also taken into account the important differences between generator set applications and other mobile applications in developing standards for this horsepower category.

b. Are the New Tier 4 Standards for Over 750 hp Engines Technologically Feasible?

The emission standards described in section II.A above describe a comprehensive program for engines over 750 hp that give consideration to both the physical size of these engines and the applications into which these engines are applied. Engines in this power category must show compliance with the C1 or D2 steady-state test cycles as appropriate as well as with the NTE provisions finalized today. As described in sections III.F and III.G, these engines will not be tested over the NRTC nor will they be subject to a cold-start test procedure. The feasibility discussion in this section describes expected performance of the engines over the required test cycles and the NTE. This section will briefly summarize the feasibility analysis contained in the RIA for these engines.

PM Standards. Beginning in 2011 all nonroad diesel engines above 750 hp must meet a PM standard of 0.075 g/bhp-hr. We believe that this PM

standard is feasible based on the substantial reductions in sulfate PM due to the use of 15 ppm sulfur diesel fuel and the potential to improve the combustion process to reduce PM emissions formed in the engine. Specifically, we believe based on the evidence in the RIA that increasing fuel injection pressure, improving electronic controls and optimizing the combustion system geometry will allow engine manufacturers to meet this level of PM control in 2011. Some engine manufacturers have in fact indicated to the Agency that this level of control represents an achievable goal by 2011. One commenter argued however, that a more relaxed standard of 0.1 g/bhp-hr based on today's on-highway diesel engine performance would be appropriate. We disagree with this comment, believing that given the substantial leadtime available and the potential for further improvements in combustion systems, that it is appropriate to set a forward looking PM standard of 0.075 g/bhp-hr. Conversely, other commenters argued that future on-highway PM filter technology should be applied to this class of engines as early as 2011 (*i.e.*, that a standard of 0.01 g/bhp-hr PM is appropriate). While we agree with the commenters that in the long-term it will be appropriate to apply filter-based emission control technologies to these engines, we do not agree that such control is appropriate as early as 2011. As the following section explains, we believe that there are remaining technical challenges to be addressed prior to the application of PM filters to these engines and that it is necessary to allow additional leadtime for those challenges to be addressed.

Beginning in 2015 all nonroad engines over 750 hp must meet stringent PM filter technology-based emission standards of 0.02 g/bhp-hr for engines used in generator set applications and 0.03 g/bhp-hr for engines used in mobile machine applications. We are predicated these emission standards based on the application of a different form of diesel particulate filter technology, a wire or fiber mesh depth filter rather than a ceramic wall flow filter. Wire mesh filters are capable of reducing PM by 70 percent or more. We have not based these standards upon the more efficient (>90 percent) control possible from ceramic wall flow style PM filters, because we believe that the application of the wall flow filter technology on engines of this size has not been adequately demonstrated at this time. While it would certainly be possible to apply the ceramic-based technology to these larger engines, we

cannot today conclude with certainty that such systems would be as robust in-use as needed (see earlier discussion in section II.B.1.b). Considering the information available to the Agency today, we believe it appropriate to set the long term PM standard for these very large engines based on technologies which we can project with confidence will give high levels of emission reduction, durability, and robustness when scaled to these very large engine sizes.

The 0.01 g/bhp-hr difference in the PM emission standards between the standard for generator sets and for other mobile applications in this category (0.01 g/bhp-hr lower for generator sets) reflects our expectation that engine-out emissions from generator sets can be reduced below the level for mobile machines due to generator set operation at a single engine speed. Without the need to provide full power and control over the wider range of possible operating conditions that mobile machines must deliver, we believe that the air handling systems (especially the turbocharger match to the engine) can be improved to provide a moderate reduction in engine-out emissions. This, coupled with the reduction afforded by the PM filter technology, would allow generator sets to meet a more stringent 0.02 g/bhp-hr standard. Diesel engines designed for use in generator sets meeting this standard will need to demonstrate compliance over the appropriate test cycles, either the ISO C1 or D2 tests. As discussed in RIA chapter 4.3.6.2, PM emission rates are nearly the same for steady-state testing or for alternative ramped modal cycle (RMC) testing. These test cycles, like the engines, are designed to be representative of the range of operation expected from a generator set.

As discussed previously, PM emission control over the NTE region for PM filter equipped diesel engines is predominantly a function of sulfate formation at high exhaust temperatures. Given that fuel consumption (and thus sulfur) consumption rates on a brake specific basis tend to be lower for engines above 750 hp, we can conclude that the increase in PM emissions over the NTE region will likely be lower for these engines than for engines meeting the 0.01 g/bhp-hr standard. Thus, we can conclude based on the evidence in the RIA that compliance with the NTE provisions for PM is feasible for engines over 750 hp.

Although we are projecting that manufacturers will comply with this standard using a slightly less efficient PM filter technology, we remain convinced that 15 ppm sulfur diesel fuel

will still be a necessity for this technology to be applied. Regardless of the filter media chosen for the PM filter, the filter will still require catalyst-based systems to ensure robust regeneration and adequate control of the SOF portion of PM. As these catalyst-based technologies are adversely impacted by sulfur in diesel fuel as described in II.C below, 15 ppm sulfur diesel fuel will be required in order to ensure compliance with the PM standards finalized here for engines over 750 hp.

NO_x Standards. As with the PM standards, we are setting distinct NO_x standards for this category of engines reflecting particular concerns with the application of technologies to engines of this size and our desire to realize significant NO_x reductions as soon as possible. There are two sets of NO_x standards that we are finalizing today, a 0.50 g/bhp-hr NO_x standard for engines used in generator set applications and a 2.6 g/bhp-hr NO_x standard for mobile machines.

For engines used in generator set applications we are finalizing a 0.50 g/bhp-hr standard that goes into effect for engines above 1,200 hp in 2011 and in 2015 for engines above 750 hp. We see two possible technology options for manufacturers to meet these standards. First, compliance with this NO_x standard will be possible through the application of a dual bed NO_x adsorber system (*i.e.*, a system that allows regeneration to be controlled external to the engine). This approach can work well for generator set applications where packaging constraints and vibration issues are greatly reduced. Since this approach requires limited engine redesign, it would be an appealing approach for these large engines sold in very low volumes. NO_x adsorber systems for stationary power generation (systems that never move) are available today on a retrofit basis, and we believe with further development to address packaging and durability concerns that similar systems can be applied to mobile generator sets.⁵⁰

A second possible technology option for engines in this category is urea SCR. The challenges for urea SCR in mobile applications are well known, specifically a lack of urea infrastructure to provide urea refill at diesel fueling locations and a need to ensure that urea is added as necessary in use.⁵¹ These hurdles can be addressed more easily for generator sets than for virtually any

other mobile source emission category. Although nonroad generator sets are mobile, in operation they remain at a fixed location where fuel is delivered to them periodically (*i.e.*, a 1,200 hp generator set does not and cannot pull into the local truck stop for a fuel fill). Therefore, the same infrastructure that currently provides urea delivery for stationary power generation can also be utilized for nonroad generator set applications.⁵² It would still remain for the manufacturer to develop a mechanism to ensure urea refill, but we believe it is likely that solutions to this problem can be addressed through monitoring as for stationary source emissions or other technology options (*e.g.*, a urea interlock that precludes engine operation without the presence of urea).

Either of these technology approaches could be applied to realize an approximately 90 percent reduction from the current Tier 2 emission levels for these engines in order to comply with an emission standard of 0.50 g/bhp-hr. The 0.50 g/bhp-hr standard is different from our proposed level of 0.30 g/bhp-hr reflecting the changes we have made in this final action to the implementation schedule for this class of engines and therefore our projections for a technology path. At the time of the proposal, we projected that this class of engine would follow an integrated two-step technology path. We are now finalizing a program that anticipates the application of 90 percent effective NO_x control to diesel engines for use in generator sets without a reduction in engine-out NO_x levels beyond Tier 2. This reflects our desire to focus on getting the largest emission reduction possible in the near term (beginning in 2011) from these engines. Where we believe additional technology development is needed, as is the case for mobile machines over 750 hp, we are finalizing a more gradual emission reduction technology pathway anticipating further reductions in engine-out NO_x emissions followed by a possible future action to reduce emissions further as described in section II.A. RIA chapter 4.1.2.3.3 describes NO_x adsorber effectiveness to control NO_x emissions including effectiveness over the NTE region. The discussion there is equally applicable to engines above and below 750 hp regarding NTE performance because the key attribute of NTE performance (exhaust temperature) is similar for engines across the horsepower range.

For engines over 750 hp used in mobile machines (and for 750–1200 hp generator sets from 2011 until 2015) we are setting a new NO_x standard of 2.6 g/bhp-hr beginning in 2011. We are predicated this level of emission control (an approximate 50 percent reduction from Tier 2) on an improved combustion system and proven engine-based NO_x control technologies. Specifically, we believe manufacturers can apply either proven cooled EGR technology, or apply additional levels of engine boost, a limited form of Miller Cycle operation, and increased intercooling capacity for the two-stage turbocharging systems that are used on these engines. The second approach for in-cylinder emissions reductions is similar in description at least to the Caterpillar ACERT technology which we believe could be another path for compliance with this standard. We are projecting a modest increase in heat-rejection to the engine coolant for these in-cylinder emission control solutions and have accounted for those costs in our cost analysis. These approaches for NO_x reduction have been proven for on-highway diesel engines since 2003 including compliance with NTE provisions similar to those for nonroad engines finalized here. We can conclude based on the on-highway experience that the NTE provisions can be met for engines in this horsepower category. One commenter suggested that a standard of 3.5 g/bhp-hr would be achievable in this time frame. As described here, we believe that further emission reductions to 2.6 g/bhp-hr are possible in this time frame. Engine manufacturers have indicated to the Agency that they believe this level of in-cylinder emission control can be realized for these very large diesel engines by 2011. We are deferring any decision on setting aftertreatment based NO_x standards for mobile machinery above 750 hp to allow additional time to evaluate the technical issues involved, as discussed in section II.A.4.

NMHC Standards. We are setting two different NMHC emission standards for engines in this category linked to the technologies used to control PM emissions. We are requiring all engines over 750 hp to meet an NMHC standard of 0.30 g/bhp-hr starting in 2011. As explained earlier, in 2011 all engines over 750 hp must meet a PM emission standard of 0.075 g/bhp-hr. We are projecting that manufacturers will meet this standard through improvements in in-cylinder emission control of PM (in conjunction with use of 15 ppm sulfur diesel fuel). These PM control technologies, increased fuel injection

⁵⁰ Emerchem EMx™ Datasheet—Describing the EMx IC (Internal Combustion) System Air Docket OAR–2003–0012–0948.

⁵¹ See for example 68 FR 28375, May 23, 2003.

⁵² Fleetguard StableGuard™ Urea Premix for use with SCR NO_x Reduction Systems, Air Docket A–2001–28 Item IV–A–04.

pressure, improved electronic controls and enhanced combustion system designs will concurrently lower NMHC emissions to the NMHC standard of 0.30 g/bhp-hr.

The second step in our NMHC standards is to a level of 0.14 g/bhp-hr, consistent with the standard for on-highway diesels beginning in 2007 and for other nonroad diesel engines from 75 to 750 hp beginning in 2011. This change in NMHC standards is timed to coincide with the requirement that engines over 750 hp meet stringent PM emission standards that we believe will require the use of catalyst-based diesel particulate filter systems. These systems are expected to incorporate oxidation catalyst functions to control the SOF portion of diesel PM and to promote robust soot regeneration within the filter. This same oxidation function is highly effective at controlling NMHC emissions (the RIA documents reductions of more than 80 percent) and will result in a reduction in NMHC emissions below the 0.14 g/bhp-hr standard for these engines. As the high level of NMHC control afforded by the application of this technology is broadly realized across the wide range of diesel engine operation, it will allow for compliance with the NTE provisions as well. Although in practice we expect that NMHC emissions may be lower than the 0.14 g/bhp-hr standard, we have not finalized a more stringent standard for NMHC in order to maintain consistency with the NMHC standard we are finalizing for engines from 75 hp to 750 hp, for which the NMHC standard is in part based on feasibility considerations for NO_x adsorber catalyst systems that use diesel fuel to regenerate themselves (with consequent increased NMHC emissions during regeneration events). We believe this is appropriate considering our expectation that NO_x adsorber technology will be found feasible for all nonroad engines over 750 hp.

4. Are the New Tier 4 Standards for Engines 25–75 hp Feasible?

As discussed in section II.B, our standards for 25–75 hp engines consist of a 2008 transitional standard and long-term 2013 standards. The transitional standard is a 0.22 g/bhp-hr PM standard. The 2013 standards consist of a 0.02 g/bhp-hr PM standard and a 3.5 g/bhp-hr NMHC+NO_x standard.⁵³ As discussed in section II.A, the

transitional standard is optional for 50–75 hp engines, as the 2008 implementation date is the same as the effective date of the Tier 3 standards. Manufacturers may decide, at their option, not to undertake the 2008 transitional PM standard, in which case their implementation date for the 0.02 g/bhp-hr PM standard begins in 2012. The remainder of this section discusses what makes the 25–75 hp category unique and why the standards are technologically feasible.

a. What Makes the 25–75 hp Category Unique?

As EPA explained in the proposal, and as discussed in section II.A, one cannot assume that highway technologies are automatically transferable to 25–75 hp nonroad engines. In contrast with 75–750 hp engines, which share similarities in displacement, aspiration, fuel systems, and electronic controls with highway diesel engines, engines in the 25–75 hp category have a number of technology differences from the larger engines. These include a higher percentage of indirect-injection fuel systems, and a low fraction of turbocharged engines (see generally RIA chapter 4.1). The distinction in the under 25 hp category is even more pronounced, with no turbocharged engines, nearly one-fifth of the engines have two cylinders or less, and a significant majority of the engines have indirect-injection fuel systems.

The distinction is particularly marked with respect to electronically controlled fuel systems. These are commonly available in the power categories greater than or equal to 75 hp, but, based on the available certification data as well as our discussions with engine manufacturers, we believe there are very limited numbers, if any, in the 25–75 hp category (and no electronic fuel systems in the less than 25 hp category). The research and development work being performed today for the heavy-duty highway market is targeted at engines which are 4-cylinders or more, direct-injection, electronically controlled, turbocharged, and with per-cylinder displacements greater than 0.5 liters. As discussed in more detail below, as well as in section II.B.5 (regarding the under 25 hp category), these engine distinctions are important from a technology perspective and warrant a different set of standards for the 25–75 hp category (as well as for the under 25 hp category).

b. Are the New Tier 4 Standards for 25–75 hp Engines Technologically Feasible?

This section will discuss the technical feasibility of both the interim 2008 PM

standard and the 2013 standards. For an explanation and discussion of the implementation dates, please refer to section II.A.

i. 2008 PM Standards⁵⁴

We are today finalizing the interim PM control program as proposed for engines in the power category from 25–75 hp. The new PM standard for 2008 is 0.22 g/bhp-hr over the appropriate steady-state test cycle (the NRTC and NTE do not apply, for the reasons explained below).⁵⁵ The standard is premised on the use of 500 ppm sulfur diesel fuel and the potential for improvements in engine-out emission control where possible or the application of a diesel oxidation catalyst (DOC). Some commenters raised concerns that this level of emission control from diesel engines may not be possible in 2008 without fuel cleaner than 500 ppm or without changes in the Tier 3 NMHC+NO_x emission standards. Other commenters, including some engine manufacturers, supported this interim program. As explained in the following sections, we continue to believe that these standards are appropriate and feasible in the leadtime provided.

Engines in the 25–50 hp category must meet Tier 2 NMHC+NO_x and PM standards today. We have examined the model year 2004 engine certification data for engines in the 25–50 hp category. These data indicate that over 35 percent of the engine families meet the 2008 0.22 g/bhp-hr PM standard and 5.6 g/bhp-hr NMHC+NO_x standard (unchanged from Tier 2 in 2008) today (even without 500 ppm sulfur diesel fuel). At the time of the proposal, we had analyzed model year 2002 data for this power range, which at that time indicated approximately 10 percent of the engine families complied with the 2008 requirements. The most recent data for model year 2004 indicates substantial progress has already been made in just the past few year in lowering emissions from these engines. This is primarily due to the implementation of the Tier 2 standards in model year 2004. The model year

⁵⁴ As discussed in section II.B., manufacturers can choose, at their option, to pull-ahead the 2013 PM standard for the 50–75 hp engines to 2012, in which case they do not need to comply with the transitional 2008 PM standard.

⁵⁵ However, a manufacturer can choose to comply over the TRU cycle including the associated NTE provisions. Compliance with the NTE for engines selecting to certify on the TRU cycle is straightforward because by the very nature of the products, their operation is directly limited to a small range of operating modes over which compliance with the emission standard has already been shown.

⁵³ The 2013 NO_x+NMHC standard is a new standard only for engines in the 25–50 hp category. For engines in the 50–75 hp category, 3.5 g/bhp-hr NO_x+NMHC is the existing Tier 3 emission standard which will now also apply across the new regulated test cycles (e.g., NRTC).

2001 certification data also showed the 2008 standard were achievable using a mix of engine technologies (IDI and DI, turbocharged and naturally aspirated) tested on a variety of certification test cycles.⁵⁶ A detailed discussion of these data is contained in the RIA.

At the time of the proposal, no certification data was available for engines in the 50–75 hp range, because those engines were not subject to a Tier 1 standard and were not subject to Tier 2 standards until model year 2004. We have now had an opportunity to analyze the model year 2004 certification data for engines in the 50–75 hp range. These data shows that more than 70 percent of the engine families in this power range are capable of meeting the 2008 PM standards today. However, most of these engines do not yet meet the 3.5 g/bhp-hr Tier 3 NMHC+NO_x standard, which is required in 2008. We expect that to comply with the Tier 3 standards, these engines will use technologies such as EGR and electronically controlled fuel injection systems (and we included the costs of these technologies in assessing the costs of the Tier 3 standards). These technologies have been shown to reduce NO_x emissions by 50 percent without increasing PM emissions. The certification data show that for the 70 percent of the engine families which meet the 2008 Tier 4 PM standard (0.22 g/bhp-hr), a NO_x reduction of less than 50 percent is needed for most of these engines to meet the 2008 Tier 4 NMHC+NO_x standard. A detailed discussion of these data is contained in the RIA.

In addition to using known engine-out techniques, we also project that the 2008 standards can be achieved with the use of DOCs. DOCs are passive flow-through emission control devices which are typically coated with a precious metal or a base-metal washcoat. DOCs have been proven to be durable in use on both light-duty and heavy-duty diesel applications. In addition, DOCs have already been used to control carbon monoxide on some nonroad applications.⁵⁷ Some commenters raised concerns that DOCs could actually increase PM emissions when used on 500 ppm sulfur diesel fuel due to the potential for oxidation of the sulfur in the fuel to sulfate PM. While we agree

with the commenters that sulfur reductions are important to control PM and in the long term that a 15 ppm fuel sulfur level will be the best solution, we disagree with the assertion that the amount of sulfate PM formed from a DOC will be such that compliance with the 0.22 g/bhp-hr standard will be infeasible. While commenters shared data showing increased PM emissions when DOCs are used, we have similarly found data (included in the RIA) that shows an overall reduction in emissions. To understand this discrepancy, it is important to realize that DOCs can be designed for operation on a range of fuel sulfur levels. The lower the fuel sulfur level, the more effective the PM oxidation function, but even at 500 ppm sulfur a properly designed DOC will realize a net reduction in PM emissions. DOCs have been successfully applied to diesel engines for on-highway applications for PM control on 500 ppm fuel since 1994 through careful design of the DOC trading-off PM reduction potential and sulfur oxidation potential. The RIA contains additional analysis describing DOC function, and its expected effectiveness when applied to nonroad diesel engines.

Other commenters argued that the application of DOC to diesel engines in this category would lead to an even greater emission reduction than estimated in our proposal, thus allowing the Agency to finalize a lower PM standard. While we agree that some engines will have lower emissions than required to meet the standard and that in the long term (once 15 ppm fuel is widely available) the PM emissions will be further reduced, we do not believe that an emission level lower than 0.22 g/bhp-hr will be generally feasible in 2008 due to the sulfur level of diesel fuel of 500 ppm sulfur and the potential for sulfate PM formation.

In summary then, there are two likely means by which companies can comply with the interim 2008 PM standard. First, engine manufacturers can comply with this standard using known engine-out techniques (e.g., optimizing combustion chamber designs, fuel-injection strategies). In fact, some fraction of engines already would comply with the emission standard. In addition, some engine manufacturers may choose to use diesel oxidation catalysts to meet this standard. Our cost analysis makes the conservative assumption (*i.e.*, the higher cost assumption) that all manufacturers will use DOC catalysts to comply with these emission standards.

Based on the existence of a number of engine families which already comply

with the 0.22 g/bhp-hr PM standard (and the 2008 NMHC+NO_x standard), and the availability of well known PM reduction technologies such as engine-out improvements and diesel oxidation catalysts, we project that the 0.22 g/bhp-hr PM standards is technologically feasible by model year 2008.

ii. 2013 Standards

For engines in the 25–50 range, we are finalizing standards commencing in 2013 of 3.5 g/bhp-hr for NMHC+NO_x and 0.02 g/bhp-hr for PM. For the 50–75 hp engines, we are finalizing a 0.02 g/bhp-hr PM standard which will be implemented in 2013, and for those manufacturers who choose to pull-ahead the standard one-year, 2012 (manufacturers who choose to pull-ahead the 2013 standard for engines in the 50–75 range do not need to comply with the transitional 2008 PM standard). A more complete discussion of the options available to manufacturers and the nature of the transitional program can be found in section II.A. These standards are measured using the NRTC and steady-state tests. These engines also will be subject to the NTE starting with the 2013 model year.

PM Standard. For engines in the horsepower category from 25–75 hp, we are finalizing a PM standard of 0.02 g/bhp-hr based on the application of catalyzed diesel particulate filters to engines in this category. We received a wide range of comments on our proposal with some arguing that the emission standard could be met earlier than 2013 and others arguing that while technically possible to apply PM filters to engines in this category, that it was not economically or otherwise practical to do so.

The RIA discusses in detail catalyzed diesel particulate filters, including explanations of how CDPFs reduce PM emissions, and how to apply CDPFs to nonroad engines. We have concluded, as explained above, that CDPFs can be used to achieve the 0.01 g/bhp-hr PM standard for 75–750 hp engines. As also discussed in section II.B.2.a above, PM filters will require active back-up regeneration systems for many nonroad applications above and below 75 hp because low temperature operation is an issue across all power categories. One commenter raised concerns regarding the low exhaust temperatures possibly experienced by small nonroad engines and argued that such low temperatures make PM filter regeneration impossible absent the use of active regeneration technologies. We agree with the commenter that active regeneration, as described previously, may be necessary and have included the cost for such

⁵⁶ The Tier 1 and Tier 2 standards for this power category must be demonstrated on one of a variety of different engine test cycles. The appropriate test cycle is selected by the engine manufacturer based on the intended in-use application of the engine.

⁵⁷ EPA Memorandum "Documentation of the Availability of Diesel Oxidation Catalysts on Current Production Nonroad Diesel Equipment," William Charnley. Copy available in EPA Air Docket A-2001-28 Item II-B-15.

systems in our cost estimates. See section II.B.1.a. A number of secondary technologies are likely required to enable proper regeneration, including possibly electronic fuel systems such as common rail systems which are capable of multiple post-injections which can be used to raise exhaust gas temperatures to aid in filter regeneration.

Particulate filter technology, with the requisite trap regeneration technology, can also be applied to engines in the 25 to 75 hp range. As explained earlier, the fundamentals of how a filter is able to reduce PM emissions are not a function of engine power, so that CDPF's are just as effective at capturing soot emissions and oxidizing SOF on smaller engines as on larger engines. The PM filter regeneration systems described in section II.B.2 are also applicable to engines in this size range and are likewise feasible. There are specific trap regeneration technologies which we believe engine manufacturers in the 25–75 hp category may prefer over others. For example, some manufacturers may choose to apply an electronically-controlled secondary fuel injection system (*i.e.*, a system which injects fuel into the exhaust upstream of a PM filter). Such a system has been commercially used successfully by at least one nonroad engine manufacturer, and other systems have been tested by technology companies.⁵⁸ However, we recognize that the application of these technologies will be challenging and will require additional time to develop. We therefore disagree with commenters who say that the standard could be met sooner and have decided to finalize the implementation schedule as proposed.

As we proposed, we are finalizing a slightly higher PM standard (0.02 g/bhp-hr rather than 0.01) for engines in this power category. As discussed in the preamble to the proposed rule and in some detail in the RIA, with the use of a CDPF, the PM emissions emitted by the filter are primarily derived from the fuel sulfur (68 FR 28389–28390, May 23, 2003). The smaller power category engines tend to have higher fuel consumption per unit of work than larger engines. This occurs for a number of reasons. First, the lower power categories include a high fraction of IDI engines which by their nature consume approximately 15 percent more fuel than a DI engine. Second, as engine displacements get smaller, the engine's combustion chamber surface-to-volume

ratio increases. This leads to higher heat-transfer losses and therefore lower efficiency and higher fuel consumption. In addition, frictional losses are a higher percentage of total power for the smaller displacement engines which also results in higher fuel consumption. Because of the higher fuel consumption rate, we expect a higher particulate sulfate level, and therefore we have set a 0.02 g/bhp-hr standard for engines in this power category. We did not receive any comments on our proposal arguing that the technical basis for this higher PM level was inappropriate.

The 0.02 g/bhp-hr standard applies to all of the test cycles applicable to engines in this power category (*i.e.*, the NRTC including cold-start, the ISO C1, D2 and G2 cycles and the alternative TRU and RMC cycles, as appropriate). Our feasibility analysis summarized here and detailed in the RIA takes into consideration these different test cycles. The control technologies work in a similar manner and provide the same high level of emission control across these different operating regimes including the NTE. The most significant effect on emission performance is related to sulfate PM formation at high load, high temperature operating conditions. As the RIA details, this level of high sulfate formation rate is not high enough to preclude compliance with the PM emission standard with 15 ppm fuel sulfur on the regulated test cycles nor is it high enough to preclude compliance with the NTE provisions. At higher fuel sulfur levels however, compliance with the PM emission standard would not be feasible.

The majority of negative comments on our proposal to set a PM standard based on the control possible from PM filter technologies focused on the economic and technical challenges to apply these technologies and the major engine technology enabler, electronic fuel systems, to smaller diesel engines. Some commenters acknowledged that the technologies were “technically feasible” but not economically feasible or practical for engines in this power category. While we acknowledge that the application of these technologies to diesel engines in this horsepower category will be challenging and have given consideration to this in setting the timing for the new standard, we believe that the technical path for compliance is clear and that the cost estimates we have made for these engines accurately represent this technical path. As discussed in the RIA, at the time of the proposal we projected no significant penetration of electronic fuel systems for engines in the 50–100 hp range prior to the Tier 3 standards (2008). Since the

proposal, new information regarding model year 2004 engine certifications has become available. That data show 18 percent of the engines in the 75–100 hp category already use electronically controlled fuel systems. In model year 2001, no engines in this category used electronic fuel systems. We believe this strong trend toward the introduction of more advanced electronic fuel system technology will continue in the future and, importantly for engines in the 25–75 hp category, will extend to ever smaller engine categories due to the user benefits provided by the technology and the falling cost for such systems. However, acknowledging the substantial time between now and 2012, and the potential for technologies to mature faster or slower than we are estimating here, we have decided to conduct a technology review of these standards as described in section II.A above. This review will provide EPA with another opportunity to confirm that the technical path laid out here is indeed progressing in a manner consistent with our expectations.

NMHC+NO_x Standard. As we proposed, we are finalizing a 3.5 g/bhp-hr NMHC+NO_x standard for engines in the 25–50 hp range for 2013. We received limited comments arguing that the NMHC+NO_x standard should be less stringent. Like the PM standard, some commenters argued that the NO_x standard would be costly and complicated, although not necessarily infeasible to apply. Other commenters argued that the NO_x standard for engines in this category like the new standard for larger engines, should be based upon the application of advanced NO_x catalyst-based technologies. As described previously in section II.A, we do not believe that the catalyst-based NO_x technologies have matured to a state where we can accurately define a feasible technical path for compliance for engines in this power category. We intend to revisit this question in our technology review and if we find that a viable technical path can be described we will consider the appropriateness of a more stringent catalyst-based standard.

The new standard aligns the NMHC+NO_x standard for engines in this power range with the Tier 3 standard for engines in the 50–75 hp range which are implemented in 2008. EPA's recent Staff Technical paper which reviewed the technological feasibility of the Tier 3 standards contains a detailed discussion of a number of technologies which are capable of achieving a 3.5 g/bhp-hr standard. These include cooled EGR, uncooled EGR, as well as advanced in-

⁵⁸ “The Optimized Deutz Service Diesel Particulate Filter System II,” H. Houben *et. al.*, SAE Technical Paper 942264, 1994 and “Development of a Full-Flow Burner DPF System for Heavy Duty Diesel Engines,” P. Zelenka *et. al.*, SAE Technical Paper 2002–01–2787, 2002.

cylinder technologies relying on electronic fuel systems and turbocharging.⁵⁹ These technologies are capable of reducing NO_x emissions by as much as 50 percent. Given the Tier 2 NMHC+NO_x standard of 5.6 g/bhp-hr, a 50 percent reduction would allow a Tier 2 engine to comply with the 3.5 g/bhp-hr NMHC+NO_x standard set in this action. Therefore, we are projecting that 3.5 g/bhp-hr NO_x+NMHC standard is feasible with the addition of cooled EGR (the basis for our cost analysis) or other equally effective in-cylinder NO_x control technology as described in the RIA and our recent Staff Technical Paper. In addition, because this NMHC+NO_x standard is concurrent with the 0.02 g/bhp-hr PM standards which we project will be achievable with the use of particulate filters, engine designers will have significant additional flexibility in reducing NO_x because the PM filter will lessen the traditional concerns with the engine-out NO_x vs. PM trade-off.

Our recent highway 2004 standard review rulemaking (see 65 FR 59896, October 2000) demonstrated that a diesel engine with advanced electronic fuel injection technology as well as NO_x control technology such as cooled EGR is capable of complying with an NTE standard set at 1.25 times the laboratory-based FTP standard. We project that the same technology (electronic fuel systems and cooled EGR) are also capable for engine in the 25–75 hp range of complying with the NTE standard of 4.4 g/bhp-hr NMHC+NO_x (1.25 × 3.5) in 2013. This is based on the broad NO_x reduction capability of cooled EGR technology, which is capable of reducing NO_x emissions across the engine operating map (including the NTE region) by at least 30 percent even under high load conditions.⁶⁰

Based on the information available to EPA and presented here, and giving appropriate consideration to the lead time necessary to apply the technology as well, we have concluded the 0.02 g/bhp-hr PM standard for engines in the 25–75 hp category and the 3.5 g/bhp-hr NMHC+NO_x standards for the 25–50 hp engines are achievable.

5. Are the Standards for Engines Under 25 hp Feasible?

As we explained at proposal and as discussed in section II.A, the new PM standard for engines less than 25 hp is 0.30 g/bhp-hr beginning in 2008. The certification test cycle for this standard is the ISO C1 cycle (or other appropriate steady-state test as defined by the engine's intended use) from 2008 through 2012. Beginning in 2013, the NRTC (with cold-start) and the NTE will also apply to engines in this category. As discussed below, we are not setting a new standard more stringent than the existing Tier 2 NMHC+NO_x standard for this power category at this time. This section describes what makes the less than 25 hp category different and why the standards are technologically feasible.

a. What Makes the Under 25 hp Category Unique?

As we explained at proposal and in the RIA, nonroad engines less than 25 hp are the least sophisticated nonroad diesel engines from a technological perspective. All of the engines currently sold in this power category lack electronic fuel systems and turbochargers. Nearly 20 percent of the products have two-cylinders or less, and 14 percent of the engines sold in this category are single-cylinder products, a number of these have no batteries and are crank-start machines, much like today's simple walk behind lawnmower engines. In addition, given what we know today and taking into account the Tier 2 standards which have not yet been implemented, we are not projecting any significant penetration of advanced engine technology, such as electronically controlled fuel systems, into this category in the next 5 to 10 years.

b. What Data Indicate That the Standards Are Feasible?

We project the Tier 4 PM standard can be met by 2008 based on: The existence of a large number of engine families which meet the new standards today; the use of engine-out reduction techniques; and the use of diesel oxidation catalysts.

Engines in the less than 25 hp category must meet Tier 1 NMHC+NO_x and PM standards today. We have examined the 2004 model year engine certification data for nonroad diesel engines less than 25 hp. These data indicate that a number of engine families meet the new Tier 4 PM standard (and the 2008 NMHC+NO_x standard, unchanged from Tier 2) today. The data show that 31 percent of the

engine families are at or below the PM standard today, while meeting the 2008 NMHC+NO_x standard. At the time of the proposal, we examined the model year 2002 certification, which indicated approximately 30 percent of the engine families were at or below the 2008 emission standards. This certification data includes both IDI and DI engines, as well as a range of certification test cycles.⁶¹ Many of the engine families are certified well below the Tier 4 standard while meeting the 2008 NMHC+NO_x level. Specifically, for the model year 2002 data, 15 percent of the engine families are cleaner than the new Tier 4 PM standard by more than 20 percent. The public certification data indicate that these engines do not use turbocharging, electronic fuel systems, exhaust gas recirculation, or aftertreatment technologies. We saw little change between the model year 2002 and 2004 data for this power category primarily because both model years are subject to the Tier 1 standards, and many engine families are simply carried over from the previous model year. Tier 2 standards for these engines will not be implemented until model year 2005. A detailed discussion of these data is contained in the RIA.

In summary then, there are two likely means by which companies can comply with the 2008 PM standard for engines under 25 hp. First, engine manufacturers can comply with this standard using known engine-out techniques (e.g., optimizing combustion chamber designs, fuel-injection strategies). In fact, some fraction of engines already would comply with the emission standard. In addition, some engine manufacturers may choose to use diesel oxidation catalysts to meet this standard. Our cost analysis makes the conservative assumption (*i.e.*, the higher cost assumption) that all manufacturers will use DOCs to comply with these emission standards.

As discussed in section II.A, we are finalizing supplemental test procedures and standards (nonroad transient test cycle and not-to-exceed requirements) for engines in the under 25 hp category beginning in 2013. The supplemental test procedures and standards will apply not only to PM, but also to NMHC+NO_x. The engine technologies necessary to comply with the supplemental test procedures and standards are the same as the technology necessary to comply with the 2008 standard, and we have given

⁵⁹ See section 2.2 through 2.3 in "Nonroad Diesel Emission Standards—Staff Technical Paper," EPA Publication EPA420-R-01-052, October 2001. Copy available in EPA Air Docket A-2001-28.

⁶⁰ See section 8 of "Control of Emissions of Air Pollution from 2004 and Later Model Year Heavy-Duty Highway Engines and Vehicles: Response to Comments," EPA document EPA420-R-00-011, July 2000, and chapter 3 of "Regulatory Impact Analysis: Control of Emissions of Air Pollution from Highway Heavy-duty Engines," EPA document EPA420-R-00-010, July 2000. Copies of both documents available in EPA docket A-2001-28.

⁶¹ The Tier 1 and Tier 2 standards for this power category must be demonstrated on one of a variety of different engine test cycles. The appropriate test cycle is selected by the engine manufacturer based on the intended in-use application(s) of the engine.

consideration to these test conditions in setting this standard. The range of operating conditions covered by the various test cycles and the mechanism for emission control over those ranges of operation are substantially similar allowing us to conclude that emission control will be substantially uniform across these test procedures. However, we are delaying the implementation of the supplemental test procedures and standards until 2013, as proposed, in order to implement these supplemental requirements on the larger powered nonroad engines before the smallest power category. (There were no adverse comments on this aspect of the proposed rule.) This will also provide engine manufacturers with additional time to install any emission testing equipment upgrades they may need in order to implement the new nonroad transient test cycle.

Based on the existence of a number of engine families which already comply with the new Tier 4 PM standard (and the 2008 NMHC+NO_x standard), and the availability of PM reduction technologies such as improved mechanical fuel systems, combustion chamber improvements, and in particular diesel oxidation catalysts, we project that the 0.30 g/bhp-hr PM standards is technologically feasible by model year 2008.

6. Meeting the Crankcase Emissions Requirements

The most common way to eliminate crankcase emissions has been to vent the blow-by gases into the engine air intake system, so that the gases can be recombusted. Prior to the HD2007 rulemaking, we have required that crankcase emissions be controlled only on naturally aspirated diesel engines. We had made an exception for turbocharged diesel engines (both highway and nonroad) because of concerns in the past about fouling that could occur by routing the diesel particulates (including engine oil) into the turbocharger and aftercooler. However, this is an environmentally significant exception since most nonroad equipment over 75 hp use turbocharged engines, and a single engine can emit over 100 pounds of NO_x, NMHC, and PM from the crankcase over its lifetime.

Given the available means to control crankcase emissions, we eliminated this exception for highway engines in 2007 and similarly in today's action are eliminating the exception for nonroad diesel engines as well. A number of commenters supported this provision noting that the necessary technologies are already in application in Europe and

will be required for heavy-duty diesel trucks in the United States beginning in 2007.

We anticipate that the diesel engine manufacturers will be able to control crankcase emissions through the use of closed crankcase filtration systems or by routing unfiltered blow-by gases directly into the exhaust system upstream of the emission control equipment. However, the provisions have been written such that if adequate control can be had without "closing" the crankcase then the crankcase can remain "open." Compliance would be ensured by adding the emissions from the crankcase ventilation system to the emissions from the engine control system downstream of any emission control equipment. We have limited this provision for controlling emissions from open crankcases to turbocharged engines, which is the same as for heavy-duty highway diesel engines.

Some commenters in essence argued that the Agency was obligated to show that all potential compliance paths were feasible and absent that showing that the Agency should reconsider this provision. Our feasibility analysis is based on the use of closed crankcase technologies designed to filter crankcase gases sending the clean gas to the engine intake for combustion and returning the oil filtered from the gases to the engine crankcase. These systems are proven in use and the use of this technology to eliminate crankcase emissions is acceptable to demonstrate compliance. The other options, the option to vent crankcase emissions into the exhaust or to continue to vent crankcase emissions to the atmosphere provided the total emissions including tailpipe and crankcase emissions do not exceed the standards are provided as alternate solutions that are clearly effective to control emissions (*i.e.*, if the emissions are measured and are below the standard they are adequately controlled). The commenter suggests however, that they may not be able to control the emissions to the required level using these alternate approaches. In this case, a manufacturer would need to use the primary approach identified by EPA, closing the crankcase and routing the filtered gases to the engine's intake (this is the approach we used in the cost analysis summarized in section VI). We have allowed the alternative approaches at the recommendation of some in industry, because if they prove to be effective we accept that resulting total emissions will be acceptably low.

C. Why Do We Need 15 ppm Sulfur Diesel Fuel?

The new Tier 4 emission standards for most categories of nonroad diesel engines are predicated on the application of advanced diesel emission control technologies that are being developed for on-highway diesel engines to meet the HD2007 emission standards, namely catalyzed diesel particulate filters and NO_x adsorber catalysts. Sulfur in diesel fuel significantly impacts the durability, efficiency and cost of applying these technologies. Therefore, we required that on-highway diesel fuel produced for use in 2007 or newer on-highway diesel engines have sulfur content no higher than 15 ppm. Based on the same concerns outlined in the 2007 rulemaking, discussed in the proposal at 68 FR 28395–28400, set out in the RIA, and briefly summarized below, we today are finalizing a requirement that diesel fuel for nonroad engines be reduced to no higher than 15 ppm beginning in 2010. There was consensus among commenters that such standards were necessary if the proposed standards based on advanced diesel emission control technologies were to be achievable.

Sulfur in diesel fuel acts to poison the oxidation function of platinum-based catalysts including DOCs and CDPFs reducing the oxidation efficiency substantially, especially at lower temperatures. This poisoning limits the effectiveness of DOCs and CDPFs to oxidize CO and HC emissions. Of even greater concern is the reduction in NO oxidation efficiency of the CDPF due to sulfur poisoning. NO oxidation to NO₂ is a fundamental mechanism for PM filter regeneration necessary to ensure robust operation of the CDPF (*i.e.*, to prevent filter plugging). Sulfur poisoning from sulfur in diesel fuel at levels higher than 15 ppm has been shown to increase the likelihood of PM filter failure due to a depressed NO to NO₂ oxidation efficiency of the CDPF. The RIA documents substantial field experience in Europe regarding this phenomenon.

Sulfur in diesel fuel can itself be oxidized to form sulfate PM emitted into the environment. CDPFs in particular are designed for robust regeneration and are highly effective at oxidizing sulfur to sulfate PM (approaching 100 percent conversion under some circumstances). The sulfate PM emissions from a CDPF when operated on 350 ppm fuel can be so high as to actually increase the PM emission rate above the baseline level for an engine without a PM filter. In spite of more than ten years of research,

no effective means has been found to provide the NO to NO₂ oxidation efficiency needed to ensure robust filter regeneration without similarly increasing efficiency to oxidize sulfur to sulfate PM. Conversely, technologies developed to suppress sulfate PM formation (e.g., the addition of vanadium to DOCs designed to operate on 500 ppm sulfur fuel) also suppress NO to NO₂ formation. Therefore, it is not possible to apply the robust CDPF technology to achieve the PM standards without first having lower diesel fuel sulfur levels. The RIA documents substantial test data showing the impact of sulfur in diesel fuel on total PM emissions due to an increase in sulfate PM emissions.

Sulfur from diesel fuel likewise poisons the storage function of the NO_x adsorber catalyst. Sulfur in the exhaust in the form of SO_x is stored on the catalyst in the same way as the NO_x emissions are stored. Unfortunately, due to the chemical properties of the materials, the sulfur is stored preferentially to the NO_x and will actually displace the stored NO_x emissions. The stored sulfur is not easily removed from the catalyst. A sulfur removal step, called a desulfation, can be accomplished by raising exhaust temperatures to a very high level while simultaneously increasing the reductant content of the exhaust above the stoichiometric level (i.e., more fuel than oxygen in the exhaust). This process can be effective to remove sulfur from the catalyst but at the expense of damaging the catalyst slightly. Over the lifetime of a diesel engine the cumulative damage from repeated desulfation events, as would be required if operation on higher than 15 ppm sulfur fuels were attempted, would lead to excessive damage and loss in NO_x control. The RIA contains an extensive description of this phenomena including the tradeoff between higher fuel sulfur levels and more frequent desulfation events.

The damage that sulfur inflicts on both the CDPF and NO_x adsorber technologies not only reduces their effectiveness but also impacts the fuel economy of their application. Reduced soot regeneration potential due to sulfur poisoning would lead to the need for more frequent active CDPF regeneration. As each active soot regeneration event consumes fuel, more frequent regeneration events with higher fuel sulfur levels leads to an increase in fuel consumption. Similarly, higher fuel sulfur levels would necessitate more frequent NO_x adsorber desulfation events and thus higher fuel consumption. An estimate of the impact

of higher fuel sulfur levels on fuel economy due to more frequent desulfation events can be found in the RIA.

For all of the reasons documented in the RIA and summarized here, we remain convinced that a cap of 15 ppm fuel sulfur is necessary for both on-highway and nonroad diesel engines in order to apply the advanced emission control technologies necessary to meet the emission standards we are finalizing today.

III. Requirements for Engine and Equipment Manufacturers

This section describes the regulatory changes being made for the engine and equipment compliance program. A number of specific items are discussed in this section, including test procedures, certification fuels, and credit program provisions. These provisions are important in that they help us ensure the engines and equipment will meet the new requirements throughout their entire useful life, thus achieving the expected emission and public health benefits.

One of the most obvious changes from the Tier 2/Tier 3 program is that the regulations for Tier 4 engines have been written in a plain language format. They are structured to contain the provisions that are specific to nonroad compression ignition (CI) engines in a new part 1039, and to apply the general provisions of existing parts 1065 and 1068. The plain language regulations, however, are not intended to significantly change the compliance program, except as specifically noted in today's notice and supporting documents. These plain language regulations will only apply for Tier 4 engines. The changes from the existing nonroad program are described below along with other notable aspects of the compliance program.

As described below, we received comments from a broad range of commenters for some of these issues. For other issues, we received only manufacturer comments or no comments at all. See Chapter 9 of the Summary and Analysis of Comments for more information about the comments received and our responses to them.

A. Averaging, Banking, and Trading

1. Why Are We Adopting an ABT Program for Tier 4 Nonroad Diesel Engines?

EPA has included averaging, banking, and trading (ABT) programs in almost all of its recent mobile source emission control programs. Our existing regulations for nonroad diesel engines include an ABT program (40 CFR 89.201

through 89.212). With today's action we are retaining the basic structure of the existing nonroad diesel ABT program, though we are adopting a number of changes to accommodate implementation of the newly adopted Tier 4 emission standards. The ABT program is intended to enhance the ability of engine manufacturers to meet the stringent standards adopted today. The program is also structured to limit production of very high-emitting engines and to avoid unnecessary delay of the transition to the new exhaust emission control technologies.

We view the ABT program as an important element in setting emission standards that are appropriate under CAA section 213(a) with regard to technological feasibility, lead time, and cost, given the wide breadth and variety of engines covered by the standards. As we noted at proposal, if there are engine families that will be particularly costly or have a particularly hard time coming into compliance with the standard, this flexibility allows the manufacturer to adjust the compliance schedule accordingly, without special delays or exceptions having to be written into the rule. Emission-credit programs also create an incentive for the early introduction of new technology (for example, to generate credits in early years to create compliance flexibility for later engines), which allows certain engine families to act as trailblazers for new technology. This can help provide valuable information to manufacturers on the technology before they apply the technology throughout their product line. This early introduction of clean technology improves the feasibility of achieving the standards and can provide valuable information for use in other regulatory programs that may benefit from similar technologies. Early introduction of such engines also secures earlier emission benefits.

In an effort to make information on the ABT program more available to the public, we intend to issue an annual report summarizing use of the ABT program by engine manufacturers. The information contained in the reports will be based on the information submitted to us by engine manufacturers in their annual reports, and summarized in a way that protects the confidentiality of individual engine manufacturers. We believe this information will also be helpful to engine manufacturers by giving them a better indication of the availability of credits.

2. What Are the Provisions of the ABT Program?

The following section describes the ABT provisions being adopted with today's action. Areas in which we have made changes to the proposed ABT program are highlighted. A complete summary of comments received on the proposed ABT program and our response to those comments are contained in the Summary and Analysis of Comments document for this rule.

The ABT program has three main components. Averaging means the exchange of emission credits between engine families within a given engine manufacturer's product line. Engine manufacturers divide their product line into "engine families" that are comprised of engines expected to have similar emission characteristics throughout their useful life. Averaging allows a manufacturer to certify one or more engine families at levels above the applicable emission standard, but below a set upper limit. However, the increased emissions must be offset by one or more engine families within that manufacturer's product line that are certified below the same emission standard, such that the average emissions from all the manufacturer's engine families, weighted by engine power, regulatory useful life, and production volume, are at or below the level of the emission standard. (The inclusion of engine power, useful life, and production volume in the averaging calculations is designed to reflect differences in the in-use emissions from the engines.) Averaging results are calculated for each specific model year. The mechanism by which this is accomplished is certification of the engine family to a "family emission limit" (FEL) set by the manufacturer, which may be above or below the standard. An FEL that is established above the standard may not exceed an upper limit specified in the ABT regulations. Once an engine family is certified to an FEL, that FEL becomes the enforceable emissions limit for all the engines in that family for purposes of compliance testing. Averaging is allowed only between engine families in the same averaging set, as defined in the regulations.

Banking means the retention of emission credits by the engine manufacturer for use in future model year averaging or trading. Trading means the exchange of emission credits between nonroad diesel engine manufacturers which can then be used for averaging purposes, banked for future use, or traded to another engine manufacturer.

The existing ABT program for nonroad diesel engines covers NMHC+NO_x emissions as well as PM emissions. With today's action and as proposed, we are making the ABT program available for the Tier 4 NO_x standards (and NMHC+NO_x standards, where applicable) and the Tier 4 PM standards. As proposed, ABT will not be available for the Tier 4 NMHC standards for engines above 75 horsepower.

Engine manufacturers commented that ABT will most likely be necessary for the Tier 4 CO standards, given the reductions in PM and NO_x emissions. In the Tier 4 proposal, we proposed minor changes in CO standards for some engines solely for the purpose of helping to consolidate power categories and improving administrative efficiency. However, as noted earlier in section II.A.6, we have withdrawn this aspect of the proposal. We do note, however, that we are applying new certification tests to all pollutants covered by the rule, the result being that Tier 4 engines will have to certify to CO standards measured by the transient test (including a cold start component), and the NTE. However, as shown in RIA chapter 4.1.1.2 (see *e.g.*, note F), we believe that application of Tier 4 technologies will lead to a reduction in CO emissions over the Tier 3 baseline. We thus believe the CO standards will be readily achievable under the transient test and NTE. Moreover, we believe that there will not be any associated costs: The CO standards can be met without any further technological improvements (*i.e.*, improvements other than those already necessary to meet the Tier 4 standards) and these tests will already be used for certification. Since CO standards measured by the new certification tests are achievable without cost, there is no basis for allowing ABT because no additional lead time is needed.

As noted earlier, the existing ABT program for nonroad diesel engines includes FEL caps—limits on how high the emissions from credit-using engine families can be. No engine family may be certified above these FEL caps. These limits provide manufacturers with compliance flexibility while protecting against the introduction of unnecessarily high-emitting engines. In the past, we have generally set the FEL caps at the emission levels allowed by the previous standard, unless there was some specific reason to do otherwise. With today's action, we are taking a different approach because the level of the standards being adopted for most engines are significantly lower than the current level of the standards. The transfer to new technology is feasible

and appropriate. Thus, as proposed, to ensure that the ABT provisions are not used to continue unnecessarily to produce old-technology high-emitting engines under the new program, the FEL caps are not, in general, set at the previous standards. Exceptions have been made for the NMHC+NO_x standard for engines between 25 and 50 horsepower effective in model year 2013 and the NO_x standards applicable to engines above 750 horsepower in 2011, where we are using the estimated NO_x-only equivalent for the previously applicable NMHC+NO_x standard for the FEL cap since the gap between the previous and newly adopted standards is approximately 40 percent (rather than 90 percent for engines between 75 and 750 horsepower), and because the technology basis for these standards can be a form of engine-out control, like the previous tier standards. This approach of setting FEL caps at lower levels than the previously applicable standards is consistent with the level of the FEL limits set in the 2007 on-highway heavy-duty diesel engine program.

STAPPA/ALAPCO supported the proposed FEL caps. The Engine Manufacturers Association (EMA) commented that EPA should eliminate the FEL caps altogether. They believe FEL caps are unnecessary because the zero-sum requirement of ABT will ensure that there are no adverse emission impacts. Short of eliminating the FEL caps, they commented that EPA should set FEL caps at the level of the previous standards, not the more stringent levels proposed. With today's action, EPA is adopting the FEL caps as proposed, with some exceptions for engines above 750 horsepower (where we are adopting different standards than originally proposed) and for phase-in engines between 75 and 750 horsepower (where we have adopted an option for manufacturers to certify to alternative NO_x standards during the phase-in period). We continue to believe that it is important to ensure that technology turns over in a timely manner and that manufacturers do not continue producing large numbers of high-emitting, old technology engines once the Tier 4 standards become fully effective. (As noted below, however, we are adopting provisions that allow manufacturers to produce a limited number of 75 to 750 horsepower engines for a limited period that are certified with FELs as high as the previous tier of standards.) For the Tier 4 standards, where the standards are being reduced by an order of magnitude, we believe this goal to be particularly important, and in keeping with the technology-

forcing provisions of section 213(a). It simply would not be appropriate to have long-term FEL caps that allowed engines to indefinitely have emissions as high as ten times the level of the standard.

For engines between 75 and 750 horsepower certified using the phase-in/phase-out approach, there will be two separate sets of engines with different FEL caps. For engines certified to the existing (Tier 3) NMHC+NO_x standards during the NO_x phase-in (referred to generally as “phase-out” engines), the FEL cap for these pollutants will (almost necessarily) be the existing FEL caps adopted in the October 1998 Tier 3 rule. For engines certified to the newly adopted Tier 4 NO_x standard during the phase-in (referred to generally as “phase-in” engines), we have revised the proposed FEL cap to be 0.60 g/bhp-hr, consistent with the proposed long-term Tier 4 NO_x FEL cap. As described in section II.A.2.c above, we have used the creation of alternative NO_x standards for engines between 75 and 750 horsepower to restate the phase-in/phase-out concept as a path truly focused on achieving high-efficiency NO_x aftertreatment during the phase-in years. Setting the NO_x FEL cap at 0.60 g/bhp-hr for phase-in engines will ensure this happens if a manufacturer chooses to certify to the phase-in provisions. In contrast, the higher FEL caps which we proposed (see 68 FR 28467–28468) would not have achieved this objective.

Beginning in model year 2014 when the Tier 4 NO_x standards for engines between 75 and 750 horsepower take full effect, we are adopting a NO_x FEL cap of 0.60 g/bhp-hr for all engines. We reiterate that given the fact that the Tier 4 NO_x standard is approximately a 90 percent reduction from the existing standards for engines between 75 and 750 horsepower, we do not believe the previous standard is appropriate as the FEL cap for engines having to comply with the Tier 4 NO_x standard of 0.30 g/bhp-hr. We believe that the NO_x FEL caps will ensure that manufacturers adopt NO_x aftertreatment technology across all of their engine designs.

For the interim PM standards for engines between 25 and 75 horsepower effective in model year 2008 and for the Tier 4 PM standards for engines below 25 horsepower, we are adopting the

previously applicable Tier 2 PM standards for the FEL caps (which do vary within the 25 to 75 horsepower category) because the gap between the previous standards and the newly adopted standards is approximately 50 percent (rather than in excess of 90 percent for engines between 75 and 750 horsepower), and the technology basis for the 2008 PM standards can be a form of engine-out control, like the previous tier standard. For the Tier 4 PM standard effective in model year 2013 for engines between 25 and 75 horsepower, we are adopting a PM FEL cap of 0.04 g/bhp-hr, and for the Tier 4 PM standard effective in model years 2011 and 2012 for engines between 75 and 750 horsepower, we are adopting a PM FEL cap of 0.03 g/bhp-hr. As with the Tier 4 NO_x standards for these engines, given the fact that these Tier 4 aftertreatment-based PM standards for engines between 25 and 750 horsepower are over 90 per cent more stringent than the previous standards, we do not believe the previous standards are appropriate as FEL caps once the Tier 4 standards take effect. We believe that the newly adopted PM FEL caps will ensure that manufacturers adopt PM aftertreatment technology across all of their engine designs (except for a limited number of engines), yet will still provide substantial flexibility in meeting the standards.

The final Tier 4 standards for engines above 750 horsepower have been revised from the proposal. We similarly revised a number of the proposed ABT provisions for engines above 750 horsepower. Beginning in 2011, all engines above 750 horsepower will be required to meet a NO_x standard of 2.6 g/bhp-hr, except for those above 1200 horsepower used in generator sets which will be required to meet a NO_x standard of 0.50 g/bhp-hr. The NO_x FEL cap for the 2011 standards will be 4.6 g/bhp-hr, which is an estimate of the NO_x emissions level that is expected under the combined NMHC+NO_x standards that apply with the previously applicable tier for engines above 750 horsepower. Beginning in 2011, all engines above 750 horsepower will have to meet a PM standard of 0.075 g/bhp-hr. The PM FEL cap for the 2011 PM standard will be the previously-applicable Tier 2 standard of 0.15 g/bhp-hr. As noted above, because the

2011 NO_x and PM standards are approximately 50 percent lower than the previous standard (rather than in excess of 90 percent for engines between 75 and 750 horsepower), and for most engines are based on performance of the same type of technology (engine-out), we are adopting the previously applicable Tier 2 standards for the FEL caps.

Beginning in model year 2015, the 0.50 g/bhp-hr NO_x standard will apply to all engines above 750 horsepower used in generator sets. Beginning in model year 2015, the PM standard drops to 0.02 g/bhp-hr for engines greater than 750 horsepower used in generator sets and 0.03 g/bhp-hr for engines greater than 750 horsepower used in other machines. Consistent with the Tier 4 FEL caps for lower horsepower categories where the new standards are significantly lower than the previously applicable standards and reflect performance of aftertreatment technology, we are adopting a NO_x FEL cap of 0.80 g/bhp-hr for engines used in generator sets and PM FEL caps of 0.04 g/bhp-hr for engines used in generator sets and 0.05 g/bhp-hr for engines used in other machines (*i.e.*, mobile machines). We believe that the FEL caps for engines above 750 horsepower will ensure that manufacturers adopt PM aftertreatment technology across all of their engine designs and NO_x aftertreatment for generator sets once the 2015 standards are adopted, while allowing for some meaningful use of averaging beginning in 2015.

Table III.A–1 contains the FEL caps and the effective model year for the FEL caps (along with the associated standards adopted for Tier 4). It should be noted that for Tier 4, where we are adopting a new transient test for most engines, as well as retaining the current steady-state test, the FEL established by the engine manufacturer will be used as the enforceable limit for the purpose of compliance testing under both test cycles. In addition, under the NTE requirements, the FEL times the appropriate multiplier will be used as the enforceable limit for the purpose of such compliance testing. This is consistent with how FELs are used for compliance purposes in the 2007 on-highway heavy-duty diesel engine program.

TABLE III.A-1.—FEL CAPS FOR THE TIER 4 STANDARDS IN THE ABT PROGRAM (G/BHP-HR)

Power category	Effective model year	NO _x standard	NO _x FEL cap	PM standard	PM FEL cap
hp <25 (kW <19)	2008+	^a 5.6	7.8 ^a for <11hp 7.1 ^a for >11hp	^c 0.30	0.60
25 ≤ hp < 50 (19 ≤ kW <37)	2008–2012	^a 5.6	7.1 ^a	0.22	0.45
25 ≤ hp < 50 (19 ≤ kW <37)	2013+	^b 3.5	5.6 ^b	0.02	^f 0.04
50 ≤ hp < 75 (37 ≤ kW <56)	2008–2012 ^d	^a 3.5	5.6 ^a	0.22	0.30
50 ≤ hp < 75 (37 ≤ kW <56)	2013+ ^e	^a 3.5	5.6 ^a	0.02	^f 0.04
75 ≤ hp < 175 (56 ≤ kW <130)	2012+	0.30	0.60 ^{f g h}	0.01	^f 0.03
175 ≤ hp ≤ 750 (130 ≤ kW ≤ 560)	2011+	0.30	0.60 ^{f g h}	0.01	^f 0.03
hp > 750 (kW >560)	2011–2014	2.6	4.6	0.075	0.15
Generator Sets hp > 750 (kW >560)	2015+	ⁱ 0.50	4.6		
Other Machines hp > 750 (kW >560)	2015+	0.50	0.80 ^f	0.02	^f 0.04
		^j 2.6	4.6 ⁱ	0.03	^f 0.05

Notes:

^a These are the previous tier NMHC+NO_x standards and FEL caps. These levels are not being revised with today's rule and are printed here solely for readers' convenience.

^b These are a combined NMHC+NO_x standard and FEL cap.

^c A manufacturer may delay implementation until 2010 and then comply with a PM standard of 0.45 g/bhp-hr for air-cooled, hand-startable, direct injection engines under 11 horsepower.

^d These FEL caps do not apply if the manufacturer opts out of the 2008 standards. In such cases, the existing Tier 3 standards and FEL caps continue to apply.

^e The FEL caps apply in model year 2012 if the manufacturer opts out of the 2008 standards.

^f As described in this section, a small number of engines are allowed to exceed these FEL caps.

^g For engines certified as phase-out engines, the NMHC+NO_x FEL caps for the Tier 3 standards apply.

^h For engines certified to the alternative NO_x standards during the phase-in, the NO_x FEL caps shown in tables III.A-3 and III.A-4 apply.

ⁱ The 0.50 g/bhp-hr NO_x standard applies only to engines above 1200 horsepower used in generator sets.

^j The 2011 NO_x standard and FEL cap continue to apply unless and until revised by EPA in a future action.

As noted above, we are allowing a limited number of engines to have a higher FEL than the caps noted in Table III.A-1 in certain instances. The FEL cap for such engines would be set based on the level of the standards that applied in the year prior to the new standards and will allow manufacturers to produce a limited number of engines certified to these earlier standards in the Tier 4 timeframe. The allowance to certify up to these higher FEL caps will apply to Tier 4 engines between 25 and 750 horsepower beginning as early as the 2011 model year, and will apply to engines above 750 horsepower starting with the 2015 model year. The provisions are intended to provide some limited flexibility for engine manufacturers as they make the transition to the aftertreatment-based Tier 4 standards while ensuring that the vast majority of engines are converted to the advanced low-emission technologies expected under the Tier 4 program.

Under the proposal, manufacturers would have been allowed to certify at levels up to these FEL caps for ten percent of its engines in each of the first four years after the Tier 4 standards took effect and then five percent for subsequent years. The California Air Resources Board supported the proposed allowance. The Engine Manufacturers Association commented that the percentages of engines allowed to the higher FEL caps may not be sufficient, noting that it is too early to

tell if the proposed amounts provided enough flexibility.

In an effort to provide flexibility to engine manufacturers while preserving the effective number of engines allowed to certify at levels up to the higher FEL caps, we are revising the proposed provisions with today's action. The revised provisions are intended to allow manufacturers to produce the same number of engines certified to the higher FEL caps as would have been allowed under the proposal, but provide added flexibility in how they distribute the allowances over the first four years of the transition to the new standards. This additional lead time appears appropriate, given the potential that a limited set of nonroad engines may face especially challenging compliance difficulties. Under the provisions adopted today and subject to the limitations explained below, a manufacturer would be allowed to certify up to 40 percent of its engines above the FEL caps shown in Table III.A-1 over the first four years the aftertreatment-based Tier 4 standards take effect (calculated as a cumulative total of the percent of engines exceeding these FEL caps in each year over the four years), with a maximum of 20 percent allowed in any given year (provided the FELs for these engines do not exceed levels specified below). During this four year period, manufacturers would not be required to perform transient testing or NTE testing

on these engines because we expect these engines would be carried over directly from the previous tier without any modification. (NTE testing would apply to engines above 750 horsepower because the previously applicable set of standards required NTE testing.) Similarly, for engines between 75 and 750 horsepower, manufacturers would not be required to have closed crankcase controls on these engines because we also expect that these engines would be carried over directly from the previous tier without any modification. (Engines between 25 and 75 horsepower, and engines above 750 horsepower, would be required to have closed crankcase controls because the previously applicable set of standards require closed crankcase controls.)

For the purpose of calculating the number of credits such engines would use, the manufacturer would include an adjustment to the FEL to be used in the credit calculation equation. The adjustment would be included by multiplying the steady-state FEL by a Temporary Compliance Adjustment Factor (TCAF) of 1.5 for PM and 1.1 for NO_x. (The NO_x TCAF would not apply to engines that are not subject to the transient testing requirements for NO_x as discussed in section III.F.) We are adopting TCAFs in part to assure in-use control of emission from these engines in the absence of transient and NTE testing, and also to assure that any credits these engines use reflect the

level of reductions expected in use. The level of the TCAFs are based on data from pre-control, Tier 1, and Tier 2 engines which show that the emissions from such engines tested over transient test cycles which are more representative of real in-use operation are higher than emissions from those engines tested over the steady-state certification test cycle. This is a sales weighted version of the Transient Adjustment Factor used in the NONROAD model. For compliance purposes, a manufacturer would be held accountable to the unadjusted steady-state FEL established for the engine family.

As proposed, after the fourth year the Tier 4 standards apply, the allowance to certify engines using the higher FEL caps shown in Table III.A-2 will still be available but for no more than five percent of the engines a manufacturer produces in each power category in a given year. When the 5 percent allowance takes effect, these engines will be considered Tier 4 engines and all other requirements for Tier 4 engines will also apply, including the Tier 4 NMHC standard, transient testing, NTE testing, and closed crankcase controls. TCAFs thus do not apply when calculating the number of credits such engines would use.

In the two power categories where we are adopting phase-in provisions (*i.e.*, 75 to 175 horsepower engines and 175 to 750 horsepower engines), the allowance to use a higher FEL cap will only apply to PM from phase-out

engines during the phase-in years. We originally proposed that the allowance to use a higher FEL cap would apply to PM from either phase-in or phase-out engines during the phase-in years. On reflection, this is inconsistent with our policy that phase-in engines truly have low emissions reflecting use of aftertreatment (see also the discussion above where we explain that, for the same reason, we are adopting a NO_x FEL cap of 0.60 g/bhp-hr for phase-in engines). We consequently are revising the proposed allowance so that it is available for PM emissions only from phase-out engines. As proposed, the allowance to use a higher FEL cap for NO_x will apply starting in 2014 when the phase-in period is complete.

For the power category between 25 and 75 horsepower, this allowance to certify engines at levels up to the higher FEL caps will apply beginning with the Tier 4 standards taking effect in the 2013 model year and will apply to PM only. For manufacturers choosing to opt out of the 2008 model year Tier 4 standards for engines between 50 and 75 horsepower and instead comply with the Tier 4 standards beginning in 2012, the 40% allowance would apply to model years 2012 through 2015, and the 5% allowance would apply to model year 2016 and thereafter. The allowance to use the higher FEL caps is not applicable for the 2008 standards or the 2013 NMHC+NO_x standards for these engines because the FEL caps for those standards already are set at the level of the standard which previously applied.

For engines above 750 horsepower, the allowance to certify a limited number of engines at levels up to the higher FEL caps would apply beginning in model year 2015. (As noted, this is because the FEL caps being adopted for the 2011 standards for engines above 750 horsepower are the previous tier PM standard and the NO_x-only equivalent of the previous tier standard.) For NO_x, the allowance to certify a limited number of engines above the FEL cap beginning in model year 2015 will apply only to engines used in generator sets. Engines used in other machines are still subject to the model year 2011 NO_x standard and FEL caps. For PM, the allowance to certify a limited number of engines above the FEL caps beginning in model year 2015 will apply to all engines above 750 horsepower.

Table III.A-2 presents the model years, percent of engines, and higher FEL caps that will apply under these allowances. As noted above, engines certified under these higher FEL caps during the first four years would not be required to perform transient testing or NTE testing and engines between 75 and 750 horsepower would not be required to have closed crankcase controls on these engines. However, as also noted earlier, beginning in the fifth year, when the 5 percent allowance takes effect, these engines will be considered Tier 4 engines and all other requirements for Tier 4 engines will also apply, including the Tier 4 NMHC standard, transient testing, NTE testing, and closed crankcase controls.

TABLE III.A-2.—ALLOWANCE FOR LIMITED USE OF AN FEL CAP HIGHER THAN THE TIER 4 FEL CAPS

Power category	Model years	Engines allowed to have higher FELs (%)	NO _x FEL cap (g/bhp-hr)	PM FEL cap (g/bhp-hr)
25 ≤ hp < 75 (19 ≤ kW < 56)	2013–2016 ^a	^b 40	Not applicable	0.22
	2017+ ^a	5		
75 ≤ hp < 175 (56 ≤ kW < 130)	2012–2015	^b 40	3.3 ^c for hp < 100	0.30 ^d for hp < 100
	2016+	5	2.8 ^c for hp ≥ 100	0.22 ^d for hp ≥ 100
175 ≤ hp ≤ 750 (130 ≤ kW ≤ 560)	2011–2014	^b 40	2.8 ^c	0.15 ^d
	2015+	5		
>750 hp (>560 kW)	2015–2018	^{b,c} 40	2.6	0.075
	2019+	^e 5		

^aFor manufacturers choosing to opt out of the 2008 model year Tier 4 standards for engines between 50 and 75 horsepower and instead comply with the Tier 4 standards beginning in 2012, the 40% allowance would apply to model years 2012 through 2015, and the 5% allowance would apply to model year 2016 and thereafter.

^bCompliance with the 40% limit is determined by adding the percent of engines that have FELs above the FEL caps shown in Table III.A-1 in each of the four years. A manufacturer may not have more than 20% of its engines exceed the FEL caps shown in Table III.A-1 in any model year in any power category.

^cThe allowance to certify to these higher NO_x FEL caps is not applicable during the phase-in period.

^dThese higher PM FEL caps are applicable to phase-out engines only during the phase-in period.

^eThe limits of 40% or 5% allowed to exceed the NO_x FEL cap would apply to engines used in generator sets only. (Engines >750 hp used in other machines are allowed to have an NO_x FEL as high as 4.6 g/bhp-hr.) The limits of 40% or 5% allowed to exceed the PM FEL cap would apply to all engines above 750 hp.

Under the Tier 4 program, there will be two different groups of 75–750

horsepower engines during the NO_x phase-in period. In one group (“phase-

out engines”), engines will certify to the applicable Tier 3 NMHC+NO_x standard

and will be subject to the NMHC+NO_x ABT restrictions and allowances previously established for Tier 3. In the other group ("phase-in engines"), engines will certify to the 0.30 g/bhp-hr NO_x standard, and will be subject to the restrictions and allowances in this program. Although engines in each group are certified to different standards, we are (as proposed) allowing manufacturers to transfer credits across these two groups of engines with the following adjustment to the amount of credits generated. Manufacturers will be able to use credits generated during the phase-out of engines subject to the Tier 3 NMHC+NO_x standard to average with engines subject to the 0.30 g/bhp-hr NO_x standard, but these credits will be subject to a 20 percent discount, the adjustment reflecting the NMHC contribution. Thus, each gram of NMHC+NO_x credits from the phase-out engines will be worth 0.8 grams of NO_x credits in the new ABT program. The ability to average credits between the two groups of engines will give manufacturers a greater opportunity to gain experience with the low-NO_x technologies before they are required to meet the final Tier 4 standards across their full production. The 20 percent discount will also apply, for the same reason, to all NMHC+NO_x credits used for averaging purposes with the NO_x standards for engines greater than 75 horsepower.

The California Air Resources Board supported the proposed discount of 20 percent on NMHC+NO_x credits used for NO_x compliance. The Engine Manufacturer's Association commented that we should eliminate the 20 percent "discount" on NMHC+NO_x credits used for NO_x compliance.

We disagree with the Engine Manufacturer's Association comments. As noted in the proposal, we have two main reasons for adopting this adjustment. First, the discounting addresses the fact that NMHC reductions can provide substantial NMHC+NO_x credits, which are then treated as though they were NO_x credits. For example, a 2010 model year 175 horsepower engine emitting at 2.7 g/bhp-hr NO_x and 0.3 g/bhp-hr NMHC meets the 3.0 g/bhp-hr NMHC+NO_x standard in that year, but gains no credits. In 2011, that engine, equipped with a PM trap to meet the new PM standard, will have very low NMHC emissions because of the trap, an emission reduction already accounted for in our assessment of the air quality benefit of this program. As a result, without substantially redesigning the engine to reduce NO_x or NMHC, the

manufacturer could garner nearly 0.3 g/bhp-hr of NMHC+NO_x credit for each of these engines produced. Allowing these NMHC-derived credits to be used undiscounted to offset NO_x emissions on the phase-in engines in 2011 (for which each 0.1 g/bhp-hr of margin can make a huge difference in facilitating the design of engines to meet the 0.30 g/bhp-hr NO_x standard) would be inappropriate. Therefore, while we are reducing the value of credits earned from Tier 2/Tier 3 engines, the adjustment accounts for the NMHC fraction of the credits which we do not believe should be used to demonstrate compliance with the NO_x-only Tier 4 standards (such credits would be "windfalls" because they would necessarily occur by virtue of the technology needed to meet the PM standard) (68 FR 28469, May 23, 2003). Second, the discounting will work toward providing a small net environmental benefit from the ABT program, such that the more manufacturers use banked and averaged credits, the greater the potential emission reductions overall. Most basically, it is inherently reasonable, in using NO_x+NMHC reductions to show credit with a NO_x-only standard, to use only that portion which represents NO_x reductions. (Indeed, for this reason, terming the 20 per cent a "discount factor" is a misnomer; it apportions the NMHC fraction of the reduction.) As noted, this is further supported by the fact that the NMHC reductions for phase-out engines are not extra reductions above and beyond what would otherwise occur, and therefore don't warrant eligibility as credits.

We are adopting one additional restriction on the use of credits under the ABT program. For the Tier 4 standards, we proposed that manufacturers could only use credits generated from other Tier 4 engines or from engines certified to the previously applicable tier of standards (*i.e.*, Tier 2 for engines below 50 horsepower, Tier 3 for engines between 50 and 750 horsepower, and Tier 2 engines above 750 horsepower). This proposed restriction was similar to a restriction we currently have that prohibits the use of Tier 1 credits to demonstrate Tier 3 compliance. STAPPA/ALAPCO and the Natural Resources Defense Council supported the proposed approach that limited the use of previous-tier credits for Tier 4. The Engine Manufacturer's Association commented that by limiting the use of previous-tier credits, we are engaged in an unconstitutional taking because EPA had guaranteed in the previous Tier 2/Tier 3 rulemaking that

such credits would not expire. We disagree that adopting a restriction on the use of the previous tier ABT credits is an unconstitutional taking. EPA did not, and could not, decide in the Tier 2/3 rulemaking that Tier 2/3 credits could be used to show compliance with some future standards that had not yet even been adopted. Thus, EPA in this rulemaking is not taking away something previously given. We are not revisiting the Tier 2/3 standards but establishing a new set of engine standards. In doing so, we necessarily must evaluate the provisions of previous rules and their potential impact on the future standards being considered. We are reasonably concerned that credits from engines certified to relatively high standards could be used to significantly delay the implementation of the final Tier 4 program and its benefits, resulting in a situation where the standards would no longer reflect the greatest degree of emission reduction available as required under section 213(a)(3) of the Clean Air Act, or would no longer be appropriate under section 213(a)(4) of the Clean Air Act. Therefore, with today's action, we are adopting the proposed provisions regarding the use of credits from previous tier engines, with one minor revision.

Under today's action, manufacturers may only use credits generated from other Tier 4 engines or from engines certified to the previously applicable tier of standards—except for engines between 50 and 75 horsepower. Because we are adopting Tier 4 standards that take effect as early as 2008 for those engines, the same year the previously-adopted Tier 3 standards are scheduled to take effect (see section II.A.1.a above), there is no possibility to earn credits against the Tier 3 standards for manufacturers that certify with the pull-ahead standards in 2008 for engines between 50 and 75 horsepower. Therefore, we will allow manufacturers to use credits from engines in the Tier 2 power category that includes 50 to 75 horsepower (*i.e.*, the 50 to 100 horsepower category) that are certified to the Tier 2 standards if they choose to demonstrate compliance with the pull-ahead Tier 4 standards in 2008 for engines between 50 and 75 horsepower. Manufacturers that do not choose to comply with the 2008 Tier 4 standards for engines between 50 and 75 horsepower and instead comply with the 2012 Tier 4 standards for such engines will not be allowed to use Tier 2 credits in Tier 4, but instead will be allowed to use Tier 3 credits as allowed under the standard provisions regarding

use of previous-tier credits only for Tier 4 compliance demonstration.

With regard to other restrictions on the use of ABT credits, we are adopting one restriction on the use of credits across the 750 horsepower threshold. In previous rulemakings, EPA has defined “averaging sets” within which manufacturers may use credits under the ABT program. Credits may not be used outside of the averaging set in which they were generated. As described in section II.A.4 of today’s action, we have revised the Tier 4 standards for engines above 750 horsepower. Because the standards for Tier 4 engines greater than 750 horsepower will not be based on the use of PM aftertreatment technology in 2011 or NO_x aftertreatment technology for all mobile machinery engines in 2015, we are adopting provisions that prevent manufacturers from using credits from model year 2011 and later model year engines greater than 750 horsepower to demonstrate compliance with engines below 750 horsepower. Without such a limit, we are concerned that manufacturers could use credits from such engines to significantly delay compliance with the numerically lower standards for engines below 750 horsepower. In addition, without such a limit, we are concerned that manufacturers could use credits from engines below 750 horsepower to delay implementation of aftertreatment technology for engines above 750 horsepower.

One engine manufacturer commented that EPA should include a barrier to trading credits across the 75 horsepower level. They cited concerns over the ability of manufacturers that produce a large range of engine sizes to use credits from high horsepower engines to offset emissions from their small horsepower engines. We are not adopting any averaging set restrictions for Tier 4 engines below 750 horsepower in today’s action. In the current nonroad diesel ABT program, there are averaging set restrictions. The current averaging sets consist of engines less than 25 horsepower and engines greater than or equal to 25 horsepower. We adopted this restriction because of concerns over the ability of manufacturers to generate significant credits from the existing engines and use the credits to delay compliance with the newly adopted standards (63 FR 56977, October 23, 1998). We believe the Tier 4 standards for engines below 750 horsepower are sufficiently rigorous to limit the ability of manufacturers to generate significant credits from their engines. In addition, we believe the FEL caps being adopted today provide sufficient assurance that low-emissions technologies will be introduced in a timely manner. Therefore, we believe averaging can be allowed between all engine power categories below 750 horsepower without restriction effective with the Tier 4 standards. (It should be noted that the averaging set restriction placed on credits generated from Tier 2 and

Tier 3 engines will continue to apply if they are used to demonstrate compliance for Tier 4 engines.)

EPA also proposed to allow engine manufacturers to demonstrate compliance with the NO_x phase-in requirements by certifying evenly split engine families at, or below, specified NO_x FELs (68 FR 28470, May 23, 2003). As described in section II.A.2.c above, EPA is revising the evenly split family provisions for the Tier 4 program and is now codifying them as alternative standards. (As described in section III.L, we also are adopting the proposed provisions allowing manufacturers to certify “split” engine families during the phase-in years.) Because the evenly split family provision has evolved into a set of alternative NO_x standards, we believe it is appropriate to allow manufacturers to use ABT for them. Table III.A–3 presents the FEL caps that will apply to engines certified to the alternative NO_x standards during the phase-in years. The FEL caps for these alternative standards have been set at levels reasonably close to the alternative standards and are intended to ensure sizeable emission reductions from the previously-applicable Tier 3 standards. (For engines between 75 and 175 horsepower certified under the reduced phase-in option, the FEL cap is the NO_x-only equivalent of the previously applicable NMHC+NO_x standards because the alternative standard is sufficiently close to the Tier 3 standard.)

TABLE III.A–3.—NO_x FEL CAPS FOR ENGINES CERTIFIED TO THE ALTERNATIVE NO_x STANDARDS

Power category	Alternative NO _x standard (g/bhp-hr)	NO _x FEL cap (g/bhp-hr)
50/50/100 phase-in option for 75 ≤ hp < 175 (56 ≤ kW < 130)	1.7	2.2.
25/25/25/100 phase-in option for 75 ≤ hp < 175 (56 ≤ kW < 130)	2.5	3.3 (for 75–100 hp). 2.8 (for 100–175 hp)
175 ≤ hp ≤ 750 (130 ≤ kW ≤ 560)	1.5	2.0.

Because we are allowing manufacturers to use ABT for demonstrating compliance with the alternative standards for engines between 75 and 750 horsepower, we are allowing manufacturers to exceed the FEL caps noted in table III.A–3 and include them in the count of engines allowed to exceed the FEL caps (*i.e.*, the

40 percent over the first four years the Tier 4 standards take effect as described earlier). Table III.A–4 presents the NO_x FEL caps that would apply to engines certified under the alternative standards (limited by the 40 percent cap over the first four years). The higher NO_x FEL caps are set at the estimated NO_x-only equivalent of the previous-tier

NMHC+NO_x standards. For manufacturers certifying under the reduced phase-in (25 percent) option, because the FEL caps are the NO_x-only equivalent of the Tier 3 NMHC+NO_x standards, they may not exceed the FEL cap during the years the alternative standard applies.

TABLE III.A–4.—LIMITED-USE NO_x FEL CAPS UNDER THE ALTERNATIVE NO_x STANDARDS

Power category	Model years	NO _x FEL cap (g/bhp-hr)
50/50/100 phase-in option for 75 ≤ hp < 175 ^a	2012–2013	3.3 for hp < 100. 2.8 for hp ≥ 100.
(56 ≤ kW < 130)		
175 ≤ hp ≤ 750	2011–2013	2.8.

TABLE III.A-4.—LIMITED-USE NO_x FEL CAPS UNDER THE ALTERNATIVE NO_x STANDARDS—Continued

Power category	Model years	NO _x FEL cap (g/bhp-hr)
(130 ≤ kW ≤ 560)		

For reasons explained in section II.A.1.b.i above, we are also adopting unique phase-in requirements for NO_x standards for engines between 75 and 175 horsepower in order to ensure appropriate lead time for these engines. Because of these unique phase-in provisions, as proposed, we are adopting slightly different provisions regarding 75 to 175 horsepower engines' use of previous-tier credits. Under today's action, manufacturers that choose to demonstrate compliance with these phase-in requirements (*i.e.*, 50 percent in 2012 and 2013 and 100 percent in 2014) or the 1.7 g/bhp-hr alternative NO_x standard (which is based on the 50 percent phase-in option) will be allowed to use Tier 2 NMHC+NO_x credits generated by engines between 50 and 750 horsepower (even though they are not generated by previous-tier engines), along with any other allowable credits, to demonstrate compliance with the Tier 4 NO_x standards for engines between 75 and 175 horsepower during model years 2012, 2013 and 2014 (the years of the phase-in) only. These Tier 2 credits will be subject to the power rating conversion already established in our ABT program, and to the 20% credit adjustment being adopted today for use of NMHC+NO_x credits as NO_x credits.

The requirements for manufacturers that choose to demonstrate compliance with the optional reduced phase-in requirement for engines between 75 and 175 horsepower (*i.e.*, the 25/25/25 percent phase-in option; see Table II.A.-2, note b) or the 2.5 g/bhp-hr alternative NO_x standard (which is based on the 25 percent phase-in option) are different. Under the reduced phase-in requirement, use of credits will be allowed in accordance with the general ABT program provisions. In other words, manufacturers will not have the special allowance to use Tier 2 NMHC+NO_x credits generated by engines between 50 and 750 horsepower noted above to demonstrate compliance with the Tier 4 standards. In addition, manufacturers choosing the reduced phase-in option will not be allowed to generate NO_x credits from engines in this power category in 2012, 2013, and most of 2014, except for use in averaging within this power category (*i.e.*, no banking or trading, or averaging with engines in other power categories

will be permitted). This restriction will apply throughout this period even if the reduced phase-in option is exercised during only a portion of this period. We believe that this restriction is important to avoid potential abuse of the added flexibility allowance, considering that larger engine categories will be required to demonstrate substantially greater compliance levels with the 0.30 g/bhp-hr NO_x standard several years earlier than engines built under the reduced phase-in option.

As described in section II.A.3.a of today's action, and as proposed, we are adopting an optional PM standard for air-cooled, hand-startable, direct injection engines under 11 horsepower effective in 2010. In order to avoid potential abuse of this standard, engines certified under this requirement will not be allowed to generate any credits as part of the ABT program. Credit use by these engines will be allowed. The restriction on generating credits should not be a burden to manufacturers, as it will apply only to those air-cooled, hand-startable, direct injection engines under 11 horsepower that are certified under the optional approach, and the production of credit-generating engines would be contrary to the standard's purpose. No adverse comments were submitted to EPA on this issue.

The current ABT program contains a restriction on trading credits generated from indirect injection engines greater than 25 horsepower. The restriction was originally adopted because of concerns over the ability of manufacturers to generate significant credits from existing technology engines (63 FR 56977, October 23, 1998). With today's action, there will be no restriction prohibiting manufacturers from trading credits generated on Tier 4 indirect fuel injection engines greater than 25 horsepower. Based on the certification levels of indirect injection engines, we do not believe there is the potential for manufacturers to generate significant credits from their currently certified engines against the Tier 4 standards. Therefore, as proposed, we are not adopting any restrictions on the trading of credits generated on Tier 4 indirect injection engines to other manufacturers. The restriction placed on the trading of credits generated from Tier 2 and Tier 3 indirect injection engines will continue to apply in the

Tier 4 timeframe. No adverse comments were submitted to EPA on this issue.

As explained in the proposal, we are not applying a specific discount to Tier 3 PM credits used to demonstrate compliance with the Tier 4 standards (68 FR 28471, May 23, 2003). PM credits generated under the Tier 3 standards are based on testing performed over a steady-state test cycle. Under the Tier 4 standards, the test cycle is being supplemented with a transient test (see section III.F.1 below). Because in-use PM emissions from Tier 3 engines will vary depending on the type of application in which the engine is used (most applications having higher in-use PM emissions, some having lower in-use PM emissions), the relative "value" of the Tier 3 PM credits in the Tier 4 timeframe will differ. Instead of requiring manufacturers to gather information to estimate the level of in-use PM emissions compared to the PM level of the steady-state test, we believe allowing manufacturers to bring Tier 3 PM credits directly into the Tier 4 timeframe without any adjustment is appropriate because it discounts their value for use in the Tier 4 timeframe (since the initial baseline being reduced is higher than measured in the Tier 2 test procedure for most applications). No adverse comments were submitted to EPA on this issue.

3. Are We Expanding the Nonroad ABT Program To Include Credits From Retrofit of Nonroad Engines?

In the proposal, we requested comment on expanding the scope of the standards by setting voluntary new engine emission standards applicable to the retrofit of nonroad diesel engines (68 FR 28471, May 23, 2003). As described in the proposal, retrofit nonroad engines would be able to generate PM and NO_x credits which would be available for use by new nonroad engines in the certification ABT program. We received a significant number of comments on a retrofit ABT program. A number of commenters associated with the agricultural sector were concerned retrofits would be mandatory. Some commenters were opposed to a retrofit credit program that would allow use of the credits under the certification ABT program. However, a number of commenters supported the concept of a retrofit program, but noted a number of

concerns regarding the details of such a program, including making sure that any credits earned would be verifiable and enforceable. Some commenters suggested that EPA consider the establishment of a retrofit credit program through a separate rulemaking because there were many details of the program that needed to be explored more fully before adopting such a program. In response to the comments, we are not adopting a retrofit credit program with today's action. Although we provided a detailed explanation of a potential program at proposal,⁶² we believe it is important to more fully consider the details of a nonroad engine retrofit credit program and work with interested parties in determining whether a viable program can be developed. EPA intends to explore the possibility of a voluntary, opt-in nonroad retrofit credit program through a separate action later this year. Such a program would be based on the generation of credits beyond the scope of any existing retrofit program. The final rule contains no requirements for retrofitting existing engines or equipment.

B. Transition Provisions for Equipment Manufacturers

1. Why Are We Adopting Transition Provisions for Equipment Manufacturers?

As EPA developed the 1998 Tier 2/3 standards for nonroad diesel engines, we determined, as an aspect of determining an appropriate lead time for application of the requisite technology (pursuant to section 213(b) of the Act), that provisions were needed to avoid unnecessary hardship and to create additional flexibility for equipment manufacturers. The specific concern is the amount of work required and the resulting time needed for equipment manufacturers to incorporate all of the necessary equipment redesigns into their applications in order to accommodate engines that meet the new emission standards. We therefore adopted a set of provisions for equipment manufacturers to provide them with reasonable lead time for the transition process to the newly adopted standards. The program consisted of four major elements: (1) A percent-of-production allowance, (2) a small-volume allowance, (3) availability of hardship relief, and (4) continuance of the allowance to use up existing inventories of engines (63 FR 56977–

56978, October 23, 1998 and 68 FR 28472–28476, May 23, 2003).

Given the levels of the newly adopted Tier 4 standards, we believe that there will be engine design and other changes at least comparable in magnitude to those involved during the transition to Tier 2/3. Therefore, with a few exceptions described in more detail below, we are adopting transition provisions for Tier 4 that are similar to those adopted with the previous Tier 2/3 rulemaking. We also note that opportunities for greater flexibility arises from the structure of the Tier 4 rule. For example, Tier 4 consolidates the nine power categories in Tier 2/3 into five categories, providing opportunities for more flexibility by allowing more engine families within each power category, with consequent increased averaging possibilities. The NO_x phase-in also provides increased flexibility opportunities, as do the longer Tier 4 lead times.

We are adding new notification, reporting, and labeling requirements to the Tier 4 program. We believe these additional provisions are necessary for EPA to gain a better understanding of the extent to which these provisions will be used and to ensure compliance with the Tier 4 transition provisions. We are also adopting new provisions dealing specifically with foreign equipment manufacturers and the special concerns raised by the use of the transition provisions for equipment imported into the U.S. The following section describes the Tier 4 transition provisions available to equipment manufacturers. (Section III.C of this preamble describes all of the provisions that will be available specifically for small businesses.)

As under the existing Tier 2/Tier 3 provisions, equipment manufacturers are not obligated to use any of these provisions, but all equipment manufacturers are eligible to do so. Also, as under the existing program, all entities under the control of a common entity, and that meet the regulatory definition of a nonroad vehicle or nonroad equipment manufacturer, must be considered together for the purpose of applying exemption allowances. This will not only provide certain benefits for the purpose of pooling exemptions, but will also preclude the abuse of the small-volume allowances that would exist if companies could treat each operating unit as a separate equipment manufacturer.

2. What Transition Provisions Are We Adopting for Equipment Manufacturers?

The following section describes the transition provisions being adopted

with today's action. Areas in which we have made changes to the proposed transition program are highlighted. A complete summary of comments received on the proposed transition program and our response to those comments are contained in the Summary and Analysis of Comments document for this rule.

EPA believes that the lead time provided through the equipment maker transition flexibilities, as adopted in this rule, will be sufficient, as has proved the case in past tiers. These flexibilities provide equipment manufacturers with the selective ability to delay use of the Tier 4 engines in those applications where additional time is needed to successfully incorporate the redesigned engines into their equipment.

Ingersoll-Rand, an equipment manufacturer, submitted a number of comments arguing that significant expansions of the proposed flexibility program are needed if equipment manufacturers are to produce compliant applications within the effective dates of the standards. One suggestion was for EPA to include provisions that provide a definitive period of lead time for incorporation of Tier 4 engines into nonroad equipment. Ingersoll-Rand would have the rules specify a "made available" date before which each engine supplier must provide technical and performance specifications, complete drawings, and a final compliant engine to EPA and the open market. After the mandated "made available" date, equipment manufacturers should be provided a minimum 18 months of lead time to incorporate the new engines into nonroad equipment. One form of the suggestion also entailed a prohibition on design changes once the engine, specifications, drawings, etc. had been initially provided to EPA and to the open market. As an alternative, Ingersoll-Rand urged that the percent of production allowance flexibility be expanded to 150 percent for the power categories between 75 and 750 horsepower and 120 percent for the power category between 25 and 75 horsepower. Ingersoll-Rand believes these levels correspond proportionately to the increased challenges facing equipment manufacturers during Tier 4 as opposed to Tier 2 and Tier 3.

As discussed in greater detail in the Summary and Analysis of Comments, as well as in later parts of this section of this preamble and elsewhere in the administrative record, we disagree with most of Ingersoll-Rand's suggestions. Our fundamental disagreement is with Ingersoll-Rand's premise that Tier 4 will create a situation where need for

⁶² See memorandum referenced at 68 FR 28471 (May 23, 2003), footnote 299.

expanded equipment maker lead time is the norm rather than the exception so that the rule must provide a drastic, across-the-board expansion of equipment manufacturer lead time. We believe that the lead time provided for equipment makers in this rule is adequate, and that the equipment maker flexibilities we are adopting provide a reasonable and targeted safety valve to deal with isolated problems. There is no across-the-board problem necessitating a drastic expansion of equipment manufacturer lead time, or a drastic expansion of equipment manufacturer flexibilities. We base these conclusions largely on three factors: (a) Our investigation and understanding of the engineering process by which engine makers and equipment manufacturers bring new products to market; (b) the specific engineering challenges which equipment manufacturers will address in complying with the Tier 4 rule; and (c) past practice of equipment manufacturers under previous rules providing transition flexibilities for nonroad equipment.

Because it is in both parties' interest for new engines and new equipment applications to reach the market expeditiously, engine makers and equipment manufacturers usually adopt concurrent engineering programs whereby the new equipment design process occurs simultaneous to the new engine development process. We believe that this concurrent process should work well for Tier 4 because, in many important ways, the engineering challenges facing equipment manufacturers can be anticipated and dealt with early in the design process. We expect that relatively early in the design process, engine manufacturers will be able to define the size and characteristics of the emission control technologies (e.g., NO_x adsorbers and CDPFs), based on the same systems that will be in production for on-highway engines. The equipment manufacturers will concurrently redesign their equipment to accommodate these new technologies, including designing, mounting and supporting the catalytic equipment similar to current exhaust muffler systems.

Moreover, while we expect the redesign challenge for Tier 4 equipment to be similar to that for Tier 2/3, we also expect the redesign to be better and more clearly defined well in advance of the Tier 4 introduction dates. This is because we do not expect the catalyst system size or shape to change significantly during the last 24 months

of the engine design and validation process.⁶³

We also have studied the extent to which equipment manufacturers have used their flexibilities under the Tier 2/3 program. Although at an early stage in the Tier 2/3 process, initial indications are that the flexibility program is being used by many equipment manufacturers, but in general, manufacturers do not appear to be using the full level of allowances.⁶⁴ It appears that the flexibilities are being used as EPA intended, providing manufacturers with flexibility to deal with specific limited situations, rather than to deal with an across-the-board problem.

The emerging pattern is thus the one on which the flexibility program is predicated: there is not a need for across-the-board drastic expansion of equipment manufacturer lead time. Indeed, such an expansion would be inconsistent with the lead time-forcing nature of section 213 (b) of the Act. This is not to say that there is no need for equipment manufacturer flexibilities, or that the Tier 2/3 flexibility format need not be adjusted to accommodate potential problems to be faced under the Tier 4 regime. Instances where additional lead time could be justified are where resource constraints prevent completion of certain applications, or where for business reasons it makes sense for equipment manufacturers to delay completion of small volume families in order to complete larger volume equipment applications. In addition, the Tier 2/3 experience illustrates that there can be instances where emission control optimization which necessitates equipment design changes occurs late in the design cycle, resulting in a need for additional equipment manufacturer lead time. The equipment manufacturer flexibilities adopted in today's rule accommodate these possibilities.

We have specific objections to Ingersoll-Rand's preferred approach of a mandated made available date, followed by 18 months of additional lead time for equipment manufacturers. Superimposing a government mandate on the engine maker—equipment manufacturer business relationship insinuates EPA into the middle of contractual/market relationships (e.g., when is an objectively reasonable delivery date?), forcing EPA to prejudge myriad differing business relationships/engineering situations. Moreover,

selection of any single made available date is bound to be arbitrary in most situations. We also believe that the 18-month lead time following a made available date entails a mandated 18-month period (at least) with no return on investment to engine suppliers (i.e. the period between when the Tier 4 engine would be produced and when it could lawfully be sold), which would increase the engine cost, and discourage design changes (since such changes would entail more investment with delayed return on that investment). The ultimate result would be a costlier rule and less environmental benefit due to the delay in introducing Tier 4 engines. Even were EPA to put forth such a regulation, it is not clear that it could be enforced or that it would help the situation. It would only be natural for engine manufacturers to continue to improve its products even after the predefined "made available date" and equipment manufacturers would want to use this improved product even if it meant they had to make last minute changes to the equipment design. For EPA to preclude engine manufacturers from changing their product designs over the period between the certification date and the equipment manufacturer date would be both unusual and counterproductive to our goal of seeing the best possible products available in the market. Moreover, EPA sees no need to interfere with the concurrent design market mechanism, which allows engine makers and equipment manufacturers to negotiate optimal solutions. We believe it is better to leave to the market participants the actual decision for how and when to conduct concurrent engineering designs.

The California Air Resources Board commented that EPA should eliminate or reduce the amount of flexibilities provided for less than 25 horsepower engines, because the Tier 4 engine standards are not aftertreatment-based. The Engine Manufacturers Association commented that we should expand the amount of flexibilities for engines greater than 750 horsepower, given the difficulty of complying with the proposed standards for engines above 750 horsepower. With today's action, we are applying the same flexibility for all power categories, including engines below 25 horsepower and engines above 750 horsepower. While it is true that the Tier 4 standards for engines below 25 horsepower are not aftertreatment-based, we believe there will be changes in engine design for many of those engines in response to the Tier 4 standards. As engine designs change, there is the potential for impacts on

⁶³ "Tier 4 Nonroad Diesel Equipment Flexibility Provisions," memorandum from Byron Bunker, et al., (EPA) to EPA Air Docket OAR-2003-0012.

⁶⁴ "Tier 4 Nonroad Diesel Equipment Flexibility Provisions," memorandum from Byron Bunker, et al., (EPA) to EPA Air Docket OAR-2003-0012.

equipment design as well (as shown in implementing the Tier 2/3 rule). Therefore, we believe providing equipment manufacturer flexibility for engines below 25 horsepower is appropriate and we are adopting the same flexibilities for engines below 25 horsepower as for other power categories. With regard to engines above 750 horsepower, we are retaining the same flexibilities for those engines as for other power categories. As described in section II.A.4, the Tier 4 standards being adopted today for engines above 750 horsepower have been revised from the proposal. We believe that these revisions have appropriately accommodated concerns for the most difficult to design applications (i.e., NO_x adsorbers for engines in mobile applications), so that additional equipment flexibilities are not warranted for these engines.

The Engine Manufacturers Association commented that some equipment manufacturers may be capable of making an on-time transition to the interim Tier 4 standards (e.g. the 2011 standards applicable for 175–750 horsepower engines) without the use of flexibilities. Such equipment manufacturers would like the ability to start the seven-year period in which

they may use flexibilities in the year the final Tier 4 standards (the aftertreatment-based standards for both PM and NO_x) take effect. Put another way, they would not need more lead time for equipment to meet the interim standards, but could need more lead time for equipment required to meet the final standards. In addition, the commenter suggested a modified approach that could lead to earlier emission reductions than under the proposed rule: Requiring delayed flexibility engines to meet the interim Tier 4 standards instead of meeting the Tier 2/3 standards (as would have been allowed under the proposal if the flexibilities started in the first year of the interim Tier 4 standards).

EPA wants to encourage the implementation of the Tier 4 standards as early as possible. Therefore, we believe it makes sense to provide incentives to equipment manufacturers to use interim Tier 4 compliant engines in their equipment during the transition to the final Tier 4 standards. Moreover, it is reasonable to expect that more lead time will be needed for the aftertreatment-based standards than for the interim standards. Therefore, in response to these comments, we are revising the proposed flexibility

provisions to allow equipment manufacturers to have the option of starting the seven-year period in which flexibility engines may be used in either the first year of the interim Tier 4 standards or the first year of the final Tier 4 standards. For engines between 25 and 75 horsepower, the final Tier 4 standards may begin in 2012 or 2013 depending on whether the manufacturer chooses to comply with the interim 2008 Tier 4 standards. An equipment manufacturer who does not use flexibilities in 2008 thus may need flexibilities as early as 2012. Therefore, the seven-year period for the final Tier 4 standards for engines between 25 and 75 horsepower will begin in 2012 instead of 2013. Moreover, it is clearly appropriate that these delayed flexibility engines meet the interim Tier 4 standards, in order not to backslide from existing levels of performance.

Table III.B–1 shows the years in which manufacturers could choose to start the Tier 4 flexibilities given the standards being adopted today. (The seven-year period for engines below 25 horsepower takes effect in 2008 as proposed, because there are no interim standards for such engines.)

TABLE III.B–1.—FLEXIBILITY PERIODS FOR THE TIER 4 STANDARDS

Power category	Model year flexibility period options	Standards to which flexibility engines would have to certify
25 ≤ hp < 75 (19 ≤ kW < 56)	2008–2014	Tier 2 standards.
75 ≤ hp < 175 (56 ≤ kW <130)	2012–2018 2012–2018	Model Year 2008 Tier 4 standards. Tier 3 standards.
175 ≤ hp ≤ 750 (130 ≤ kW ≤ 560)	2014–2020 2011–2017	Model Year 2012 Tier 4 standards. Tier 3 standards.
>750 hp (>560 kW)	2014–2020 2011–2017 2015–2021	Model Year 2011 Tier 4 standards. Tier 2 standards. Model Year 2011 Tier 4 standards.

Under today’s action, and as proposed, only those nonroad equipment manufacturers that install engines and have primary responsibility for designing and manufacturing equipment will qualify for the allowances or other relief provided under the Tier 4 transition provisions. As a result of this definition, importers that have little involvement in the manufacturing and assembling of the equipment will be ineligible to receive any allowances. The Engine Manufacturers Association and one engine manufacturer commented that the proposed definition of equipment manufacturer needed to be revised to cover situations in which a manufacturer contracts out the design

and production of equipment to another manufacturer. While we understand there are many different types of relationships between equipment manufacturers, we believe it is important to establish firm criteria for determining eligibility to use the equipment manufacturer allowances. We are concerned that the change to the equipment manufacturer definition suggested by the commenters would allow entities that have little or no involvement in the actual design, manufacture and assembly of equipment (e.g., companies that only import equipment) to claim they contracted with an equipment manufacturer to produce equipment for them and therefore claim allowances. This is the

exact situation we are attempting to prevent with the changes to the eligibility requirements for the allowances. Therefore, we are adopting the proposed requirement that only those nonroad equipment manufacturers that install engines and have primary responsibility for designing, and manufacturing equipment will qualify for the allowances or other relief provided under the Tier 4 transition provisions. However, we are revising the provisions regarding which engines an equipment manufacturer may include in its total count of U.S.-directed equipment production, which in turn affects the number of allowances an equipment manufacturer may claim. Under today’s action, an equipment

manufacturer may include equipment produced by other manufacturers under license to them for which they had primary design responsibility (see section 1039.625(a) of the regulations). This should cover the type of situation described by the commenters while preventing an import-only entity from claiming it is an equipment manufacturer and thereby gaining access to the allowances.

a. Percent-of-Production Allowance

Under the percent-of-production allowance adopted today, each equipment manufacturer will be allowed to install engines not certified to the Tier 4 emission standards in a limited percentage of machines produced for the U.S. market. Equipment manufacturers will need to provide written assurance to the engine manufacturer that such engines are being procured for the purpose of the transition provisions for equipment manufacturers. These engines will instead have to be certified to the standards that would apply in the absence of the Tier 4 standards (see Table III.B-1 for the applicable standards). As proposed, this percentage will apply separately to each of the Tier 4 power categories (engines below 25 horsepower, engines between 25 and 75 horsepower, engines between 75 and 175 horsepower, engines between 175 and 750 horsepower, and engines above 750 horsepower) and is expressed as a cumulative percentage of 80 percent over the seven years beginning when the Tier 4 standards apply in a category (see Table III.B-1 for the applicable seven-year periods). No exemptions will be allowed after the seventh year. For example, an equipment manufacturer could install engines certified to the Tier 3 standards in 40 percent of its entire 2011 production of nonroad equipment that use engines rated between 175 and 750 horsepower, 30 percent of its entire 2012 production in this horsepower category, and 10 percent of its entire 2013 production in this horsepower category. (During the transitional period for the Tier 4 standards, the fifty percent of engines that are allowed to certify to the previous tier NO_x standard but meet the Tier 4 PM standard are considered Tier 4-compliant engines for the purpose of the equipment manufacturer transition provisions.) If the same manufacturer produces equipment using engines rated above 750 horsepower, a separate cumulative percentage allowance of 80 percent will apply to those machines during the seven years beginning in 2011 or 2015. This percent-of-production allowance is almost

identical to the percent-of-production allowance adopted in the October 1998 final rule (63 FR 56967, October 23, 2003), the difference being, as explained earlier, that there are fewer power categories (and consequent increased flexibility in spreading the flexibility among engine families) associated with the Tier 4 standards.

The 80 percent exemption allowance, were it to be used to its maximum extent by all equipment manufacturers, will bring about the introduction of cleaner engines several months later than would have occurred if the new standards were to be implemented on their effective dates. However, the equipment manufacturer flexibility program has been integrated with the standard-setting process from the initial development of this rule, and as such we believe it is a key factor in assuring that there is sufficient lead time to initiate the Tier 4 standards according to the final implementation schedule.⁶⁵

As proposed, machines that use engines built before the effective date of the Tier 4 standards do not have to be included in an equipment manufacturer's percent of production calculations under this allowance. Machines that use engines certified to the previous tier of standards under our Small Business provisions (as described in section III.C of this preamble) do not have to be included in an equipment manufacturer's percent of production calculations under this allowance. All engines certified to the Tier 4 standards, including those engines that produce emissions at higher levels than the standards, but for which an engine manufacturer uses ABT credits to demonstrate compliance, will count as Tier 4 complying engines and do not have to be included in an equipment manufacturer's percent of production calculations. Engines that meet the Tier 4 PM standards but are allowed to meet the Tier 3 NMHC+NO_x standards during the phase-in period also count as Tier 4 complying engines and do not have to

⁶⁵ As explained at proposal, for emissions modeling purposes, we have assumed that manufacturers take full advantage of the allowances under the existing transition program for equipment manufacturers (adopted in the October 1998 rule; see 63 FR 56967 (October 23, 2003) in establishing the baseline emissions inventory. In modeling the impact of the Tier 4 standards, because the standards will not take effect for many years and it is not possible to accurately forecast use of the transition program for equipment manufacturers, so to assess costs in a conservative manner, we have assumed that all engines will meet the Tier 4 standards in the timeframe required by the standards without use of the Tier 4 transition provisions. As discussed in section VI.C, this is consistent with our cost analysis, which assumes no use of the transition program for equipment manufacturers.

be included in an equipment manufacturer's percent of production calculations.

The choice of a cumulative percent allowance of 80 percent is based on our best estimate of the degree of reasonable lead time needed by equipment manufacturers. We believe the 80 percent allowance responds to the need for flexibility identified by equipment manufacturers, while ensuring a significant level of emission reductions in the early years of the program. (As noted in the following section III.B.2.b, we are adopting a technical hardship provision that allows an equipment manufacturer to request additional relief under the percent of production allowance under certain conditions and with EPA approval.)

b. Technical Hardship Flexibility

Ingersoll-Rand commented that the 80% percent of production allowance level is not sufficient for Tier 4 given the stringency of the standard and the difficulty engine manufacturers will have complying with the standards. In further discussions with Ingersoll-Rand on this issue, they suggested that a percent of production allowance level of 150% for totally non-integrated equipment manufacturers (*i.e.*, equipment manufacturers producing no diesel engines) was appropriate for Tier 4 power categories above 25 horsepower. A fully integrated manufacturer would still receive the 80% level and partially-integrated companies would receive somewhere between 80% and 150% depending on the share of self-produced engines in each specific power category. The basis for this comment is their belief that non-integrated manufacturers are at a disadvantage to integrated manufacturers (manufacturers making both the engine and equipment) when it comes to planning for new Tier 4 engine designs.

Although we do not accept the premise that equipment manufacturer lead time must be drastically expanded across-the-board for the Tier 4 program, we do agree, as explained earlier, that there may be situations where additional lead time, in the form of increased equipment manufacturer transition flexibilities, can be justified. Therefore, we have added an additional flexibility (which has no direct analogue in the Tier 2/3 rule) to this rule in order to provide additional needed lead time in appropriate, individualized circumstances based on a showing of extreme technical or engineering hardship. Ingersoll-Rand has agreed, by letter to EPA, that this provision satisfies all of its concerns regarding

adequacy of lead time for meeting Tier 4 standards.

This additional flexibility would be available for the three Tier 4 power categories between 25 and 750 horsepower. As noted earlier, Ingersoll-Rand did not believe additional flexibility was needed for engines below 25 horsepower. We agree because the Tier 4 standards for engines below 25 horsepower are not based on the use of advanced aftertreatment. We also are not including this new provision for engines above 750 horsepower because nearly all of the equipment manufacturers utilizing engines above 750 horsepower make small volumes of equipment. The small-volume allowance (described in the following section) allows a manufacturer to exempt a specific number of engines over a seven-year period, which in most cases will be greater than the increased percentage potentially available under this new provision.

This new provision, found in new § 1039.625(m), is a case-by-case exemption granted by EPA to an equipment manufacturer. The equipment manufacturer would have the burden of demonstrating existence of extreme technical or engineering hardship conditions that are outside its control. It must also demonstrate that it has exercised reasonable due diligence to avoid the situation. EPA would treat each request for technical hardship separately, with no guarantee that it would grant the exemption. If EPA grants the exemption, the equipment manufacturer could receive up to an additional 70 percent under the percent of production allowance for each of the three power categories noted above (meaning that there is a potential total 150 percent under the percent of production allowance available, the initial 80 percent available without application, and an additional potential increment of up to 70 percent available on a case-by-case basis).

The exemption could only be granted upon written application to EPA setting forth essentially why the normally successful elements of engine maker/equipment manufacturer design cycle have not provided adequate lead time for a particular equipment model. The application would therefore have to address, with documentation: The engineering or technical problems that have proved unsolvable within the lead time provided, the normal design cycle between the engine maker and equipment manufacturer and why that cycle has not worked in this instance, all information (such as written specifications, performance data, prototype engines) the equipment

manufacturer has received from the engine supplier, and a comparison of the design process for the equipment model for which the exemption is requested with the design process for other models for which no exemption is needed. The equipment manufacturer also would have to make and describe all efforts to find other compliant engines for the model. EPA will then evaluate and determine whether or not to grant each such request, and what additional increment under the percent of production allowance (above the 80 percent normally allowed) is justified (not to exceed an additional 70 percent as noted above). As part of our evaluation of requests based on technical hardship, we may contact the engine supplier(s) listed by the equipment manufacturer to check on the accuracy of the engine-related information supplied by the equipment manufacturer. This extension of lead time is premised on the existence of extreme technical or engineering problems, in contrast to the economic hardship provision described in section III.B.2.f below, where consideration of economic impact is critical.

EPA would not grant an application for technical hardship exemption unless the equipment manufacturer demonstrates that the full 80 percent allowed under the percent of production allowance is reasonably expected to be used up in the first two years of the seven-year flexibility period. The reason is obvious. If that allowance would not be fully utilized, then no further extension of lead time can be justified. Furthermore, any technical hardship allowance would have to be used up within two years after the Tier 4 percent of production allowances start for any power category. This is because, although we believe that circumstances of extreme technical or engineering hardship may arise, we cannot see that these circumstances could not be solved within the first two years of the transition. Indeed, Ingersoll-Rand itself clearly indicated that this is a temporary burden which exists during initial model transition and indicated that only 18 months (rather than two years) could be needed from receipt of the certified engine.

This flexibility will be available to all equipment manufacturers, but may only be requested for equipment in which the equipment manufacturer is different than the engine manufacturer. We believe that integrated manufacturers who produce both the equipment and the engine used in the piece of equipment could have an advantage in the equipment redesign process (compared to an equipment

manufacturer, whether integrated or not, that uses engines from a different manufacturer) that makes additional relief under the percent of production allowance unnecessary. In addition, integrated equipment manufacturers have other programs available to them (that non-integrated manufacturers do not have) such as the engine averaging, banking and trading program, which can provide lead time flexibility during the transition years. Most basically, integrated manufacturers should be able to design concurrently in all circumstances, so that extreme technical or engineering hardships should not arise.

c. Small-Volume Allowance

The percent-of-production approach described above may provide little benefit to businesses focused on a small number of equipment models, and hence there could be situations where there is insufficient lead time for such models. Therefore, with today's action, we are adopting a small-volume allowance that will allow any equipment manufacturer to exceed the percent-of-production allowances described above during the same seven-year period, provided the manufacturer limits the number of exempted engines to 700 total over the seven years, and to 200 in any one year. The limit of 700 exempted engines (and no more than 200 engines per year) applies separately to each of the Tier 4 power categories (engines below 25 horsepower, engines between 25 and 75 horsepower, engines between 75 and 175 horsepower, engines between 175 and 750 horsepower, and engines above 750 horsepower). In addition, manufacturers making use of this provision must limit exempted engines to a single engine family in each Tier 4 power category.

We are also adopting an alternative small-volume allowance, which equipment manufacturers have the option of utilizing. In discussions regarding the current small-volume allowance, some manufacturers expressed the desire to be able to exempt engines from more than one engine family, but still fall under the number of exempted engine limit. For that reason, we solicited comment on a small-volume allowance program that would allow manufacturers to exempt engines in more than one family, but have lower numerical limits. Under this alternative, manufacturers using the small-volume allowance could exempt 525 machines over seven years (with a maximum of 150 in any given year) for each of the three power categories below 175 horsepower, and 350 machines over seven years (with a maximum of 100 in

any given year) for the two power categories above 175 horsepower. Concurrent with the revised caps of 525 or 350, depending on power category, manufacturers could exempt engines from more than one engine family under the small-volume allowance program. Based on sales information for small businesses, we estimated that the alternative small-volume allowance program to include lower numbers of eligible engines and allow manufacturers to exempt more than one engine family would keep the total number of engines eligible for the allowance at roughly the same overall level as the 700-unit program.⁶⁶ We also requested comment on allowing equipment manufacturers to choose between the two small-volume allowance programs described above (68 FR 28474–28475, May 23, 2003).

Both engine and equipment manufacturers supported dropping the one engine family restriction from the 700 unit small-volume allowance. In addition, they commented that if the one engine family restriction was not dropped from the 700 unit option, they supported the option of allowing equipment manufacturers to choose between the two small-volume allowance options. With today's action, we are revising the proposed small-volume allowance to allow equipment manufacturers to choose between the 700 unit over seven years option, with exempted engines limited to one engine family, or the proposed alternative which would allow equipment manufacturers to exempt fewer engines over seven years (525 or 350 units, depending on the power category), but with no restriction on the number of engine families that could be included in the exempted engine count. Based on our analysis of small businesses noted above, we expect the number of engines that could be exempted under either option is roughly the same. Giving equipment manufacturers the ability to choose between the two options should not significantly impact the number of engines likely to be exempted under the small-volume allowance. We have not chosen to drop the one engine family restriction from the 700-unit small-volume allowance because it would result in a significant increase in the number of engines eligible to be exempted to levels which we believe are not needed to provide adequate lead time for the Tier 4 program.⁶⁷

As with the percent-of-production allowance, machines that use engines built before the effective date of the Tier 4 standards do not have to be included in an equipment manufacturer's count of engines under the small-volume allowance. Similarly, machines that use engines certified to the previous tier of standards under our Small Business provisions (as described in section III.C of today's action) do not have to be included in an equipment manufacturer's count of engines under the small-volume allowance. All engines certified to the Tier 4 standards, including those that produce emissions at higher levels than the standards but for which an engine manufacturer uses ABT credits to demonstrate compliance, will be considered to be Tier 4 complying engines and do not have to be included in an equipment manufacturer's count of engines under the small-volume allowance. Engines that meet the Tier 4 PM standards but are allowed to meet the Tier 3 NMHC+NO_x standards during the phase-in period (*i.e.*, phase-out engines) will also be considered as Tier 4 complying engines and do not have to be included in an equipment manufacturer's count of engines under the small-volume allowance. All engines used under the small-volume allowance must certify to the standards that would be in effect in the absence of the Tier 4 standards (see Table III.B–1 for the applicable standards). As noted earlier, equipment manufacturers will need to provide written assurance to the engine manufacturer when it purchases engines under the transition provisions for equipment manufacturers.

The Engine Manufacturers Association commented that the proposed regulations for the small-volume allowance established a limit on the total number of engines an equipment manufacturer could use that did not meet the Tier 4 standards and should be revised to set a limit based on U.S.-directed production (consistent with the proposed regulatory language for the percent-of-production allowance). EPA agrees that the limit under the small-volume allowance should apply to U.S.-directed production only—as the commenter surmised, this is what EPA intended—and has revised the final regulations for the small-volume allowance accordingly.

We are also finalizing a technical hardship provision for small business equipment manufacturers using 25–50

horsepower engines, as discussed in III.C.2.b.ii.

d. Early Use of Tier 4 Flexibilities in the Tier 2/3 Timeframe

As proposed, we are also adopting provisions that allow equipment manufacturers to start using a limited number of the new Tier 4 percent of production allowances or Tier 4 small-volume allowances once the seven-year period for the existing Tier 2/Tier 3 program expires (and so continue using engines meeting Tier 1 or Tier 2 standards). In this way, a manufacturer can potentially continue exempting the most difficult applications once the seven-year period of the current Tier 2/3 flexibility provisions is finished. (Under the existing transition program for equipment manufacturers, any unused Tier 2/3 allowances expire after the seven-year period.) However, opting to start using Tier 4 allowances once the seven-year period from the current Tier 2/Tier 3 program expires will reduce the number of exemptions available from the Tier 4 standards under either the percent of production allowance or the small-volume allowance.

With today's action, equipment manufacturers may use up to a total of 10 percent of their Tier 4 percent of production allowances or up to 100 of their Tier 4 small-volume allowances prior to the effective date of the Tier 4 standards. (The early use of Tier 4 allowances will be allowed in each Tier 4 power category.) This amount of equipment utilizing the early Tier 4 allowances will be subtracted from either the Tier 4 allowance of 80 percent under the percent of production allowance or the applicable limit under the small-volume allowance for the appropriate power category, resulting in fewer allowances once the Tier 4 standards take effect. For example, if an equipment manufacturer uses the maximum amount of early Tier 4 percent of production allowances of 10 percent, then the manufacturer will have a cumulative total of 70 percent remaining for that power category when the Tier 4 standards take effect (*i.e.*, 80 percent production allowance minus 10 percent).

The California Air Resources Board commented that we should discount the early use of Tier 4 flexibilities to discourage abuse of the provisions, by requiring equipment manufacturers to give up more than one flexibility after Tier 4 begins for every flexibility used prior to Tier 4. California did not specifically recommend what the discount level should be. We are not adopting a discount for early use of the Tier 4 flexibilities. The intent of

⁶⁶ "Analysis of Small Volume Equipment Manufacturer Flexibilities," memo from Phil Carlson (EPA) to Docket A–2001–28.

⁶⁷ Memorandum, Phil Carlson to Docket A–2001–28, "Analysis of Equipment Manufacturer

Flexibilities," April 15, 2003. Docket A–2001–28, document no. II–B–24.

allowing manufacturers to use the Tier 4 flexibilities early was to allow them to carry over the few remaining equipment models that might not have been redesigned at the end of the seven-year Tier 2/Tier 3 flexibility period until Tier 4 begins, and not requiring a possible double redesign in a short period of time. Because we have placed a relatively low cap (10% under the percent of production allowance or 100 units under the small volume allowance) on the amount an equipment manufacturer could use early from Tier 4, we do not believe that manufacturers will be able to abuse the program and therefore should not have to discount the number of Tier 4 flexibilities used early.

We view this provision on early use of Tier 4 allowances as providing reasonable lead time for introducing Tier 4 engines, since it should result in earlier introduction of Tier 4-compliant engines (assuming that the allowances would otherwise be fully utilized) with resulting net environmental benefit (notwithstanding longer utilization of earlier Tier engines, due to the stringency of the Tier 4 standards) and should do so at net reduction in cost by providing cost savings for the engines that have used the Tier 4 allowances early. (This is another reason we see no reason to discount the allowance.)

e. Early Tier 4 Engine Incentive Program for Equipment Manufacturers

Ingersoll-Rand commented that non-integrated equipment manufacturers who incorporate Tier 4 compliant engines into their equipment prior to the applicable date for the Tier 4 standards should be able to earn early compliance credits. These early compliance credits could allow use of the previous-tier engine (above and beyond the base percentage granted under the flexibility program) for up to 18 months after the certification date of the engine. Ingersoll-Rand also commented that such early compliance credits should be able to be traded across power categories with appropriate weightings applied.

We believe a program that provides an incentive for equipment manufacturers to use early Tier 4-compliant engines is worthwhile from both a technology development perspective and an environmental perspective. As we noted at proposal when we proposed a similar incentive program for engine makers, early use of Tier 4 compliant engines will help foster technology development by getting the Tier 4 technologies out in the market early and provide real-world experience to manufacturers and users (68 FR 28482, May 23, 2003). It will also

lead to additional emission reductions above and beyond those expected under the existing Tier 2/3 standards in the years prior to Tier 4 taking effect. Moreover, equipment manufacturers (and especially non-integrated equipment manufacturers) are unlikely to buy early Tier 4 engines without some incentive to do so since these engines are likely to be more expensive than Tier 2/3 engines. For these reasons, we are adopting new provisions that will allow any equipment manufacturer to earn early compliance credits that could be used to increase the number of equipment flexibilities above and beyond the levels allowed under the percent of production allowance or small-volume allowance (and for reasons independent of those allowances: namely, an inducement to make early use of Tier 4 engines).

The program will be available to all equipment manufacturers regardless of whether they are integrated or non-integrated. While Ingersoll-Rand commented that the program should be available to non-integrated equipment manufacturers only, we believe the program should provide an incentive for all equipment manufacturers to use early Tier 4 engines (since the benefits accruing from early use of such engines exist regardless of whether the equipment manufacturer is integrated with the engine maker).

Before describing this provision further, it is desirable to put it in context by explaining its relationship to the engine manufacturer incentive program for early Tier 4 or very low emission engines (described in section III.M below), as well as to the similar incentive provisions for engine manufacturers which we proposed (68 FR 28482, May 23, 2003). We are, in essence, redirecting the proposed incentive for using early Tier 4 compliant engines to equipment manufacturers. Thus, under today's rule, an engine manufacturer could use the incentive program (as described in section III.M) only if an equipment manufacturer uses an early Tier 4 engine but (for whatever reason) declines to use the early engine flexibility allowance. In such a case, the engine manufacturer could opt to earn either "engine offsets" (which would allow them to make fewer engines certified to the Tier 4 standards once the Tier 4 program takes effect) or ABT credits, but not both. In the more likely case of an equipment manufacturer using early Tier 4 engines and using the incentive flexibilities itself, the engine manufacturer would be eligible to generate ABT credits from such early Tier 4 compliant engines.

The early Tier 4 engine incentive program for equipment manufacturers will apply to the four power categories above 25 horsepower where the use of advanced exhaust aftertreatment is expected under the Tier 4 standards. Because the Tier 4 standards for engines below 25 horsepower are not expected to result in the use of advanced aftertreatment technologies, we are not including such engines in the program.

In order for an engine to be considered an early Tier 4 compliant engine, it will need to be certified to the final Tier 4 standards for PM, NO_x, and NMHC (*i.e.*, the 2013 standards for engines between 25 and 75 horsepower, the 2014 standards for engines between 75 and 175 horsepower, the 2014 standards for engines between 175 and 750 horsepower, and the 2015 standards for engines above 750 horsepower) or to the final PM and NMHC standards and the alternative NO_x standards during the phase-in (as described in section II.A.2.c of today's rule for engines between 75 and 750 horsepower). In order to be an early Tier 4 compliant engine, these engines would also have to certify to the Tier 4 CO standards. Because 15 ppm sulfur diesel fuel will be available on a widespread basis in time for 2007 (due to the requirements for on-highway heavy-duty engines), we are allowing engine manufacturers to begin certifying engines to the Tier 4 standards, and therefore have engines eligible for the early Tier 4 engine incentive program, beginning with the 2007 model year.

In order to provide assurance that early Tier 4 compliant engines are placed into equipment earlier than would otherwise happen under the Tier 4 program, engine manufacturers will be required to certify and start producing such engines before September 1 of the year prior to the post-2011 Tier 4 standards taking effect or before September 1, 2010 for engines in the 175 to 750 horsepower category. Similarly, equipment manufacturers will be required to install such engines in equipment before January 1 of the year the post-2011 Tier 4 standards take effect or before January 1, 2011 for engines in the 175 to 750 horsepower category. In addition, in order to be considered an early Tier 4 compliant engine, such engines would be required to comply with all of the requirements associated with the final Tier 4 standards such as NTE requirements, transient testing (where otherwise required for certification, *i.e.* for 25–750 horsepower engines), and closed crankcase requirements. Finally, for engines certified prior to model year 2011, the engine manufacturer would be

allowed to demonstrate early compliance with the Tier 4 standards on a 15 ppm sulfur fuel (as allowed under the certification fuel requirements specified in section III.D of today's rule) provided the engine manufacturer demonstrates that the equipment in which the engines are placed will use fuel meeting this low sulfur specification and includes appropriate information on the engine label and ensures that ultimate purchasers of equipment using these engines are informed that ultra low-sulfur diesel

fuel is recommended (see section 1039.104(e) of the regulations). Equipment manufacturers using such pre-2011 engines in their equipment would likewise need to take steps to ensure that fuel meeting this low sulfur specification is used in the equipment once operated in use to earn the additional flexibility allowances. Equipment manufacturers installing engines complying with the final Tier 4 standards (as described above) would earn one flexibility allowance for each early Tier 4 compliant engine used in its

equipment. Equipment manufacturers installing engines between 75 and 750 horsepower that comply with the final Tier 4 PM standard and the alternative NO_x standard (described in section II.A.2.c) would earn one-half of a flexibility allowance for each early Tier 4 compliant engine used in its equipment. Table III.B-2 presents the requirements an engine would need to meet to be considered an early Tier 4 engine for the purposes of this early Tier 4 engine incentive program.

TABLE III.B-2.—REQUIREMENTS FOR ENGINES
[Under the Early Tier 4 Engine Incentive Program]

Power category	Tier 4 standards the engines must meet	Date before which engines must be installed by the equipment manufacturer	Number of flexibility allowances earned for use of early tier 4 engines
25 ≤ hp < 75 (19 ≤ kW < 56)	Model Year 2013	January 1, 2013 ^a	1-to-1
75 ≤ hp < 175 (56 ≤ kW < 130)	Model Year 2014 Model Year 2012 ^b	January 1, 2012 January 1, 2012	1-to-1 0.5-to-1
175 ≤ hp ≤ 750 (130 ≤ kW ≤ 560)	Model Year 2014 Model Year 2011 ^b	January 1, 2011 January 1, 2011	1-to-1 0.5-to-1
Generator Sets >750 hp (>560 kW)	Model Year 2015	January 1, 2015	1-to-1
Other Machines >750 hp (>560 kW)	Model Year 2015	January 1, 2015	1-to-1

^a The installation date for 50 to 75 horsepower engines purchased from manufacturers choosing to opt out of the 2008 model year Tier 4 standards and instead comply with the Tier 4 standards beginning in 2012 would be January 1, 2012.

^b To be eligible, engines must meet the 0.01g/bhp-hr PM standard and the alternative NO_x standards in section 1039.102 (e) described in section II.A.2.c.

As described above, equipment manufacturers using early Tier 4 compliant engines can earn flexibility allowances that can be used to effectively increase the number of allowances provided under the percent of production allowance or the small volume allowance in the same power category. For example, an equipment manufacturer that uses 500 engines in the 175 to 750 horsepower category that met the model year 2011 PM standards and alternative NO_x standards would earn 250 additional flexibility allowances in that power category. That manufacturer could then exclude 250 engines from its calculations before demonstrating compliance with the 80 percent limit under the percent of production allowance (or the applicable limit under the small volume allowance if the equipment manufacturer is using that option) once Tier 4 starts in that power category.

Equipment manufacturers would be required to report certain information regarding the early Tier 4 compliant engines (such as engine family name,

number of engines used prior to Tier 4 in each power category, the rated power of the engines, and the type of application the engines above 750 horsepower were used in) when they submit their first report under the Tier 4 flexibility program. For engines above 750 horsepower, equipment manufacturers also would be required to keep records of how many early Tier 4 compliant engines are used in generator sets, versus how many are used in other machinery. This is because the additional flexibility allowances earned from the use of early Tier 4 compliant engines used in generator sets could only be used for additional flexibility allowances for generator sets. Likewise, the additional flexibility allowances earned from the use of early Tier 4 compliant engines used in mobile machinery (labeled 'other machinery' in the table above) applications could only be used for additional flexibility allowances for other non-generator set applications.

Under the early Tier 4 engine incentive program, we will allow

equipment manufacturers to "trade" the additional flexibilities earned in the two power categories between 75 and 750 horsepower, with the power rating of the engines factored into the "trade" to ensure equivalent emissions for the engines generating the early allowances and the engines using the allowances. For example, an equipment manufacturer that earned 100 additional flexibility allowances under the early Tier 4 engine incentive program from 100 horsepower engines, could "trade" those flexibilities into the next power category up (175 to 750 horsepower). The equipment manufacturer would generate 10,000 horsepower-allowances from those early engines (i.e., 100 horsepower times 100 allowances). The equipment manufacturer could then produce, for this example, an additional 25 engines with a power rating of 400 horsepower above and beyond the normal limit on allowances (or any other combination of engines such that the sum of the horsepower-weighted allowances adds up to the 10,000 horsepower-allowances used in this

example). We are not allowing trading for engines in the 25 to 75 horsepower category because the Tier 4 standards for these engines are based on the application of only PM aftertreatment technology. Similarly, we are not allowing trading for engines in the above 750 horsepower category because the Tier 4 standards are based on the application of PM aftertreatment to all engines, but NO_x aftertreatment for only some engines.

f. Economic Hardship Relief Provision

With today's action, and as proposed, we are providing an additional Tier 4 transition flexibility for "economic hardship relief" for equipment manufacturers. Under the economic hardship relief provisions, an equipment manufacturer that does not make its own engines could obtain limited additional relief by providing evidence that, despite its best efforts, it cannot meet the implementation dates, even with the Tier 4 equipment flexibility program provisions outlined above. Such a situation could occur if an engine supplier without a major business interest in the equipment manufacturer were to change or drop an engine model very late in the implementation process. The purpose of the provision is to redress individual situations of extreme economic hardship, not merely to perpetuate existing market share. That is, if situations arise where one equipment maker cannot produce equipment using Tier 4-compliant engines by the compliance date, but another can, ordinarily EPA would not adjust the program to allow use of the non-compliant application absent extreme, compelling equitability considerations.

Applications for economic hardship relief will have to be made in writing, and will need to be submitted before the earliest date of noncompliance. The application will also have to include evidence that failure to comply is not the fault of the equipment manufacturer (such as a supply contract broken by the engine supplier), and include evidence that serious economic hardship to the company will result if relief is not granted. (As explained in section III.B.2.b above, this is a significant difference between this economic hardship provision and the technical hardship flexibility, where consideration of cost is generally irrelevant.) We expect to work with the applicant to ensure that all other remedies available under the flexibility provisions are exhausted before granting additional relief (if appropriate), and place a limit on the period of relief to no more than one year. Applications for

economic hardship relief generally will only be accepted during the first year after the effective date of an applicable new emission standard.

The Agency expects this provision will be rarely used. This expectation has been supported by our initial experience with the Tier 2 standards in which only one equipment manufacturer has applied under the existing hardship relief provisions (and the request was subsequently denied). Requests for economic hardship relief will be evaluated by EPA on a case-by-case basis, and may require, as a condition of granting the applications, that the equipment manufacturer agree (in writing) to some appropriate measure to recover the lost environmental benefit.

Ingersoll-Rand commented that the provisions regarding eligibility for hardship relief should be revised so that they do not require a demonstration of severe economic hardship, noting that such a showing would invariably preclude large entities (like Ingersoll-Rand) from utilizing the provision, even though delays were beyond their control. As described earlier in this section, we have included an additional flexibility in the Tier 4 rule in order to provide additional needed lead time in appropriate, individualized circumstances based on a showing of extreme technical or engineering hardship. We believe the provisions of the technical hardship address the concerns noted by Ingersoll-Rand in their comments, and therefore we are not revising the existing economic hardship relief provisions (which require a demonstration of severe economic impact) for the Tier 4 final program.

g. Existing Inventory Allowance

The current program for nonroad diesel engines includes a provision for equipment manufacturers to continue to use engines built prior to the effective date of new standards, until the older engine inventories are depleted. It also prohibits stockpiling of previous tier engines. As proposed, we are extending these provisions for the transition to the Tier 4 standards adopted today. We are also extending the existing provision that provides an exception to the applicable compliance regulations for the sale of replacement engines. In extending this provision, we are requiring that engines built to replace certified engines be identical in all material respects to an engine of a previously certified configuration that is of the same or later model year as the engine being replaced. The term "identical in all material respects" allows for minor differences that would

not reasonably be expected to affect emissions such as a change in materials or a change in the company supplying the components of the engine.

3. What Are the Recordkeeping, Notification, Reporting, and Labeling Requirements Associated With the Equipment Manufacturer Transition Provisions?

The following section describes the recordkeeping, notification, reporting, and labeling requirement being adopted today. As proposed, failure to comply with these requirements will subject the noncomplying party to penalties as described in 40 CFR 1068.101.

a. Recordkeeping Requirements for Engine and Equipment Manufacturers

With today's action, we are extending the recordkeeping requirements from the current equipment manufacturer transition program. Under the Tier 4 transition program, engine manufacturers will be allowed to continue to build and sell previous tier engines needed to meet the market demand created by the equipment manufacturer flexibility program, provided they receive written assurance from the engine purchasers that such engines are being procured for this purpose. Engine manufacturers will be required to keep copies of the written assurance from the engine purchasers for at least five full years after the final year in which allowances are available for each power category.

Equipment manufacturers choosing to take advantage of the Tier 4 allowances will be required to: (1) Keep records of the production of all pieces of equipment excepted under the allowance provisions for at least five full years after the final year in which allowances are available for each power category; (2) include in such records the serial and model numbers and dates of production of equipment and installed engines, and the rated power of each engine, (3) calculate annually the number and percentage of equipment made under these transition provisions to verify compliance that the allowances have not been exceeded in each power category; and (4) make these records available to EPA upon request.

b. Notification Requirements for Equipment Manufacturers

We are adopting new notification requirements for equipment manufacturers with the Tier 4 program. Under the Tier 4 transition program, equipment manufacturers wishing to participate in the Tier 4 transition provisions will be required to notify EPA prior to their use of the Tier 4

transition provisions. Equipment manufacturers will be required to submit their notification before the first calendar year in which they intend to use the transition provisions. We believe that prior notification will greatly enhance our ability to ensure compliance. Under the newly adopted notification requirements, each equipment manufacturer will be required to notify EPA in writing and provide the following information prior to the start of the first year in which the manufacturer intends to use the flexibilities:

(1) The nonroad equipment manufacturer's name, address, and contact person's name, phone number;

(2) The allowance program that the nonroad equipment manufacturer intends to use by power category;

(3) The calendar years in which the nonroad equipment manufacturer intends to use the exception;

(4) An estimation of the number of engines to be exempted under the transition provisions by power category;

(5) The name and address of the engine manufacturer from whom the equipment manufacturer intends to obtain exempted engines; and

(6) Identification of the equipment manufacturer's prior use of Tier 2/3 transition provisions.

Engine manufacturers supported the new notification requirements for equipment manufacturers. One equipment company, however, commented that the notification requirements are of minimal value and should be deleted. We disagree and continue to believe the new notification requirements will greatly enhance our ability to ensure compliance with the flexibility provisions. Given the limited information that must be provided by equipment manufacturers, we do not expect that the notifications will require any significant effort to pull the information together and submit to EPA.

EPA had requested comment on whether the notification provisions should also apply to the current Tier 2/Tier 3 transition program, and if so, how these provisions should be phased in for equipment manufacturers using the current Tier 2/Tier 3 transition provisions. We did not receive any comments on this issue. However, consistent with our approach to several other Tier 4 requirements that we were considering applying to the Tier 2/Tier 3 transition program, we are not adopting such notification requirements for equipment manufacturers for the current Tier 2/Tier 3 program.

c. Reporting Requirements for Engine and Equipment Manufacturers

As with the current program, engine manufacturers who participate in the Tier 4 program will be required to submit information each year on the number of such engines produced and to whom the engines are provided. The purpose of these submittals is to help EPA monitor compliance with the program and prevent abuse of the program.

We are adopting new reporting requirement for equipment manufacturers participating in the Tier 4 equipment manufacturer transition provisions. With today's action, equipment manufacturers participating in the program will be required to submit an annual written report to EPA that calculates its annual number of exempted engines under the transition provisions by power category in the previous year. Equipment manufacturers using the percent of production allowance, will also have to calculate the percent of production the exempted engines represented for the appropriate year. Each report will include a cumulative calculation (both total number and, if appropriate, the percent of production) for all years the equipment manufacturer is using the transition provisions for each of the Tier 4 power categories. In order to ease the reporting burden on equipment manufacturers, EPA intends to work with the manufacturers to develop an electronic means for submitting information to EPA.

EPA had requested comment on whether these new reporting requirements for equipment manufacturers should also apply to the current Tier 2/Tier 3 transition program, and if so, how these provisions should be phased in for equipment manufacturers using the current Tier 2/Tier 3 transition provisions. We did not receive any comments on this issue. However, consistent with our approach to several other Tier 4 requirements that we were considering applying to the Tier 2/Tier 3 transition program, we are not adopting reporting requirements for equipment manufacturers for the current Tier 2/Tier 3 program.

d. Labeling Requirements for Engine and Equipment Manufacturers

Engine manufacturers are currently required to label their certified engines with a label that contains a variety of information. Under today's action, as proposed, we are adopting requirements that engine manufacturers be required to identify on the engine label if the engine is exempted under the Tier 4 transition

program. In addition, and also as proposed, equipment manufacturers will be required to apply a label to the engine or piece of equipment that identifies the equipment as using an engine produced under the Tier 4 transition program for equipment manufacturers.

Engine manufacturers were opposed to the new labeling requirements. We believe these new labeling requirements will allow EPA to easily identify the exempted engines and equipment, verify which equipment manufacturers are using these exceptions, and more easily monitor compliance with the transition provisions. Labeling of the equipment should also help U.S. Customs to quickly identify equipment being imported using the exemptions for equipment manufacturers.

4. What Are the Requirements Associated With Use of Transition Provisions for Equipment Produced by Foreign Manufacturers?

Under the current regulations in 40 CFR 89.2, importers are treated as equipment manufacturers and are each allowed the full allowance under the transition provisions in 40 CFR 89.102(d). Therefore, under the current provisions, importers of equipment from a foreign equipment manufacturer could as a group import more excepted equipment from that foreign manufacturer than 80% of that manufacturer's production for the U.S. market (*i.e.*, more than the percent-of-production), or more than the small-volume allowance. Therefore, the current regulation creates a potentially significant adverse environmental impact. EPA did not intend this outcome, and does not believe it is needed to provide reasonable lead time to foreign equipment manufacturers. EPA thus proposed to change the current regulations to eliminate this disparity.

As noted earlier, with today's action, only those nonroad equipment manufacturers that install engines and have primary responsibility for designing and manufacturing equipment will qualify for the allowances or other relief provided under the Tier 4 transition provisions. Foreign equipment manufacturers who comply with the compliance related provisions discussed below will receive the same allowances and other transition provisions as domestic manufacturers. Foreign equipment manufacturers who do not comply with these compliance related provisions will not receive allowances. Importers that have little involvement in the manufacturing and assembling of the equipment will not

receive any allowances or other transition relief directly, but can import exempt equipment if it is covered by an allowance or transition provision associated with a foreign equipment manufacturer. These provisions allow the transition allowances and other provisions to be used by foreign equipment manufacturers in the same way as domestic equipment manufacturers, while avoiding the potential for importers using unnecessary allowances.

Under today's action, a foreign equipment manufacturer includes any equipment manufacturer that produces equipment outside of the United States that is eventually sold in the United States. All foreign nonroad equipment manufacturers wishing to use the transition provisions will have to comply with all requirements of the regulation discussed above including: Notification, recordkeeping, reporting and labeling. Along with the equipment manufacturer's notification described earlier, a foreign nonroad equipment manufacturer will have to comply with various compliance related provisions similar to those adopted in several fuel regulations relating to foreign refiners.⁶⁸ As part of the notification, the foreign nonroad equipment manufacturer will have to:

- (1) Agree to provide EPA with full, complete and immediate access to conduct inspections and audits;
- (2) Name an agent in the District of Columbia for service of process;
- (3) Agree that any enforcement action related to these provisions will be governed by the Clean Air Act;
- (4) Submit to the substantive and procedural laws of the United States;
- (5) Agree to additional jurisdictional provisions;
- (6) Agree that the foreign nonroad equipment manufacturer will not seek to detain or to impose civil or criminal remedies against EPA inspectors or auditors for actions performed within the scope of EPA employment related to the provisions of this program;
- (7) Agree that the foreign nonroad equipment manufacturer becomes subject to the full operation of the administrative and judicial enforcement powers and provisions of the United States without limitation based on sovereign immunity; and
- (8) Submit all reports or other documents in the English language, or include an English language translation.

In addition to these requirements, we are adopting a new provision for foreign equipment manufacturers that participate in the transition program to comply with a bond requirement for

engines imported into the U.S. We believe the bond requirements are an important tool to ensure that foreign equipment manufacturers are subject to the same level of enforcement as domestic equipment manufacturers. Furthermore, we believe that a bonding requirement for the foreign equipment manufacturer is an important enforcement tool in order to ensure that EPA has the ability to collect any judgements assessed against a foreign equipment manufacturer for violations of these transition provisions.

Under the bond program adopted today, a participating foreign equipment manufacturer will have to obtain annually a bond in the proper amount that is payable to satisfy United States judicial judgments that results from administrative or judicial enforcement actions for conduct in violation of the Clean Air Act. The foreign equipment manufacturer will have two options for complying with the bonding requirement. The foreign equipment manufacturer can:

- (1) Obtain a bond in the proper amount from a third-party surety agent that is cited in the U.S. Department of Treasury Circular 570, "Companies Holding Certificates of Authority as Acceptable Sureties on Federal Bonds and as Acceptable Reinsuring Companies"; or
- (2) Obtain an EPA waiver from the bonding requirement, if the foreign equipment manufacturer can show that it has assets of an appropriate value in the United States.

EPA expects the second bond option to address instances where an equipment manufacturer produces equipment outside the United States containing flexibility engines, but also has facilities (and thus significant assets) inside the United States. Under this second option, such a manufacturer can apply to the EPA for a waiver of the bonding requirement.

Because EPA's concerns of compliance will relate to the nature and tier of engines used in the transition equipment, we believe the bond value should be related to the value of the engine used. Therefore, we are adopting requirements that the bond be set at a level designed to represent approximately 10% of the cost of the engine for each piece of transition equipment produced for import into the United States under this program. So that manufacturers have certainty regarding the bond amounts and so that there isn't a need for extensive data submittals and evaluation between EPA and the manufacturer, the rule specifies the bond value for each imported engine based on the estimated average cost for a Tier 4 engine on which the bond would be based. Based on average

engine cost estimates from table 6.2-5 of the final RIA, equipment using engines exempted under the transition program will require a bond in the amount shown in table III.B-3.

TABLE III.B-3.—BOND VALUE FOR ENGINES IMPORTED
[Under the Tier 4 Transition Program]

Power range	Per engine bond value (dollars)
0 < hp < 25	150
25 ≤ hp < 75	300
75 ≤ hp < 175	500
175 ≤ hp < 300	1,000
300 ≤ hp < 600	3,000
hp ≥ 600 hp	8,000

Depending on the number of engines/equipment brought into the U.S. each year, the value of the bond calculated using the above values could change from year to year. Under the provisions adopted today, an importer would calculate the estimated bond amount using the values in table III.B-3 and be required to obtain a bond equal to the highest bond value estimated over the seven-year flexibility period. Because we have the authority to bring enforcement actions against a manufacturer for five years beyond the end of the program, the manufacturer would be required to maintain the bond for five years beyond the end of the flexibility period or five years after using up all of its available allowances, whichever occurs first. Finally, if a foreign equipment manufacturer's bond is used to satisfy a judgment within the seven-year flexibility period, the foreign equipment manufacturer will then be required to increase the bond to cover the amount used within 90 days of the date the bond is used.

Most comments received on this issue supported the proposed provisions. However, Ingersoll-Rand commented that EPA should clarify whether the special requirements for foreign equipment manufacturers apply to U.S.-based companies that have foreign manufacturing facilities. Ingersoll-Rand believes that such requirements should not apply because EPA appears to be concerned about abuse of the program by foreign companies that export machines into the U.S. With today's action, all equipment manufacturers who import equipment into the U.S. will be required to comply with the provisions for foreign equipment manufacturers, even if they are U.S.-based companies. Because there is a wide range of actual presence in this country for "U.S.-based" companies,

⁶⁸ See, for example, 40 CFR 80.410 concerning provisions for foreign refiners with individual gasoline sulfur baselines.

EPA believes it is important that all companies importing equipment to the U.S. comply with the requirements for foreign equipment manufacturers. Neither the notification requirements described earlier for foreign equipment manufacturers nor the bonding requirements should cause any burden for companies with significant presence in this country. We would expect that only those companies with limited presence or no presence in this country will be impacted to any measurable degree because of the requirements placed on foreign equipment manufacturers.

In addition to the foreign equipment manufacturer requirements discussed above, EPA is also requiring importers of exempted equipment from a complying foreign equipment manufacturer to comply with certain provisions. EPA believes these importer provisions are essential to EPA's ability to monitor compliance with the transition provisions. Under today's action, each importer will be required to notify EPA prior to their initial importation of equipment exempted under the Tier 4 transition provisions. Importers will be required to submit their notification prior to the first calendar year in which they intend to import exempted equipment from a complying foreign equipment manufacturer under the transition provisions. The importer's notification will need to include the following information:

- (1) The name and address of importer (and any parent company);
- (2) The name and address of the manufacturers of the exempted equipment and engines the importer expects to import;
- (3) Number of exempted equipment the importer expects to import for each year broken down by equipment manufacturer and power category; and
- (4) The importer's use of the transition provisions in prior years (number of flexibility engines imported in a particular year, under what power category, and the names of the equipment and engine manufacturers).

In addition, EPA is requiring that any importer electing to import to the United States exempted equipment from a complying foreign equipment manufacturer will have to submit annual reports to EPA. The annual report will have to include the number of exempted equipment the importer actually imported to the United States in the previous calendar year; and the identification of the equipment manufacturers and engine manufacturers whose exempted equipment/engines were imported.

C. Engine and Equipment Small Business Provisions (SBREFA)

The Regulatory Flexibility Act (RFA) generally requires an agency to prepare a regulatory flexibility analysis of any rule subject to notice and comment rulemaking requirements under the Administrative Procedure Act or any other statute, unless the agency certifies that the rule will not have a significant economic impact on a substantial number of small entities. Small entities include small businesses, small organizations, and small governmental jurisdictions. As EPA believed that the ultimate rule could have a significant economic impact on small businesses, we prepared a regulatory flexibility analysis as part of this rulemaking. We prepared an Initial Regulatory Flexibility Analysis (IRFA) pursuant to section 603 of the RFA which is part of the record for the NPRM, and we prepared a Final Regulatory Flexibility Analysis (FRFA) to support today's action.

Under section 609(b) of the RFA, a Small Business Advocacy Review Panel (SBAR Panel or Panel) is required to be convened prior to publication of both an IRFA and a FRFA. Section 609(b) of the RFA directs the Panel to, through outreach with small entity representatives (SERs), report on the comments of the SERs and make findings under section 603 of the RFA on issues related to identified elements of an IRFA during the proposal stage of a rulemaking. During the development of the rulemaking, EPA is to analyze the elements of the IRFA in developing the FRFA for the final rulemaking (see section X.C of this preamble for more discussion on the elements of a FRFA). The purpose of the Panel was to gather information to identify impacts on small businesses and to develop potential regulatory options to mitigate these concerns. At the completion of the SBAR Panel process, the Panel prepared a Final Panel Report. This report includes:

- Background information on the proposed rule being developed;
- Information on the types of small entities that would be subject to the proposed rule;
- A description of efforts made to obtain the advice and recommendations of representatives of those small entities; and,
- A summary of the comments that had been received to date from those representatives.

The Panel report was included in the proposal's rulemaking record (and hence in the rulemaking record for this final rule), and provided the Panel and

the Agency with an opportunity to identify and explore potential ways of shaping the rule to minimize the burden of the rule on small entities while achieving the rule's purposes and being consistent with Clean Air Act statutory requirements.

EPA approached this process with care and diligence. To identify representatives of small businesses for this process, we used the definitions provided by the Small Business Administration (SBA) for manufacturers of nonroad diesel engines and vehicles. The categories of small entities in the nonroad diesel sector that will potentially be affected by this rulemaking are defined in the following table:

Industry	Defined as small entity by SBA if:	Major SIC codes
Engine manufacturers.	Less than 1,000 employees.	Major Group 35
Equipment manufacturers:		
—construction equipment.	Less than 750 employees.	Major Group 35
—industrial truck manufacturers (i.e., forklifts).	Less than 750 employees.	Major Group 35
—all other nonroad equipment manufacturers.	Less than 500 employees.	Major Group 35

One small engine manufacturer and 5 small equipment manufacturers agreed to serve as Small Entity Representatives (SERs) throughout the SBAR Panel process for this proposal. These companies represented the nonroad market well, as the group of SERs consisted of businesses that manufacture various types of nonroad diesel equipment.

The following are the provisions recommended by the SBAR Panel. As described in section III.B above, there are other provisions that apply to all equipment manufacturers; however, the discussion in this section focuses mainly on small entities.

1. Nonroad Diesel Small Engine Manufacturers

a. Lead Time Transition Provisions for Small Business Engine Manufacturers

i. Panel Recommendations and Our Proposal

The transition provisions recommended by the SBAR Panel for engines produced or imported by small entities are listed below. For all of the provisions, the Panel recommended that small business engine manufacturers and small importers must have certified engines in model year 2002 or earlier in order to take advantage of these provisions. Each manufacturer would be limited to 2,500 units per year as this number allows for some market growth. The Panel recommended these stipulations in order to prohibit the misuse of the transition provisions as a tool to enter the nonroad diesel market or to gain unfair market position relative to other manufacturers.

Currently, certified nonroad diesel engines produced by small manufacturers all have a horsepower rating of 80 or less. At proposal, we considered both a one-step approach, and the two-step approach which we are finalizing today. Due to the structure of the standards and their timing, EPA proposed transition provisions for small business engine manufacturers which encompassed both approaches recommended by the Panel, with the inclusion of the 2,500 unit limit (as suggested by the Panel) for each manufacturer. Given the two-step structure of the final rule, we are only providing those proposed provisions related to that approach (a complete description of the provisions proposed by the Panel, and also by specific Panel members, is located in the SBAR Final Panel Report).

For a two-step approach the Panel recommended that:

- An engine manufacturer should be allowed to skip the first phase and comply on time with the second; or,
- A manufacturer could delay compliance with each phase of standards for up to three years.

We proposed the following provisions in the NPRM (based on available data, we believe that there are no small manufacturers of nonroad diesel engines above the 75–175 hp category):

With regard to PM—

- Engines under 25 hp and those between 75 and 175 hp have only one standard so the manufacturer could delay compliance with these standards for up to three years.
- For engines between 50 and 75 hp, we proposed to delay compliance for

one year if the 2008 interim standards are met, with the stipulation that small business manufacturers cannot use PM credits to meet the interim standard. However, if a small manufacturer elects the optional approach to the standard (elects to skip the interim standard), no further relief will be provided.

With regard to NO_x—

- There is no change in the level of the NO_x standard for engines under 25 hp and those between 50 and 75 hp, so we did not propose any special provisions for these categories.
- For engines in the 25–50 hp and the 75–175 hp categories we proposed a three year delay in the program consistent with the one-phase approach recommendation above.

ii. What We Are Finalizing

We are finalizing all of the provisions set out above for NO_x. For PM, we are finalizing some of the proposed provisions with certain revisions, as described below. In finalizing these provisions, we considered not only the recommendations of the Panel, but also the public comments on the proposed small business engine manufacturer transition provisions. Extensions of an applicable standard also apply to all certification requirements associated with that standards (so that transient and NTE testing would not be required until expiration of the extension). Based on available data, and further conversations with manufacturers during the development of this rulemaking (documented in the administrative record), we have found no small business manufacturers of nonroad diesel engines above 175 hp.

For engines under 25 hp:

- PM—a manufacturer may elect to delay compliance with the standard for up to three years.
- NO_x—there is no change in the level of the existing NO_x standard for engines in this category, so no special provisions are being provided.

For engines in the 25–50 hp category:

- PM—manufacturers must comply with the interim standards (the Tier 4 requirements that begin in model year 2008) on time, and may elect to delay compliance with the 2013 Tier 4 requirements (0.02 g/bhp-hr PM standard) for up to three years. Due to an oversight at proposal, we did not include transition provisions for this category in the NPRM, but there is no reason to exclude them when all other small business engines are eligible for extensions. We therefore are adopting a three year extension with today's action. As engines in this category must meet the 2008 standard, we are not conditioning this three year extension

on meeting this standard. (Please note the distinction between these engines and engines in the 50–75 hp power band, where we are conditioning a three-year extension on meeting the 2008 standards. The difference is that engines in the 50–75 hp category have an option of whether or not to meet those 2008 standards. We consequently have structured the small business engine extension to encourage a choice to comply with those standards.)

- NO_x—a manufacturer may elect to delay compliance with the standard for up to three years.

For engines in the 50–75 hp category:

- As proposed, EPA is adopting special provisions for these engines, reflecting the special provisions in the rules which give engine manufacturers the choice of meeting an interim standard for PM in 2008 and meeting the aftertreatment-based standard in 2013, or meeting the aftertreatment-based standard in 2012 without meeting an interim standard. A small business engine manufacturer may delay compliance with the 2013 Tier 4 requirement of 0.02 g/bhp-hr PM for up to three years provided that it complies with the interim Tier 4 requirements that begin in model year 2008 on time, without the use of credits. We proposed an extension of only one year, but this would be inconsistent with the extension period we are adopting, and which we proposed, for all of the other power categories. In addition, this provision for 50–75 hp engines is structured to encourage small business engine manufacturers to opt for early PM reductions by meeting the 2008 interim PM standard, so that an extension of three years is appropriate as an incentive. We are requiring that these engines achieve the 2008 standard without use of credits to assure that there be improvements in actual performance by engines certifying to the standard. We believe that such assurance is a necessary and reasonable balance for the three year additional lead time for meeting the aftertreatment-based standard. There were no adverse comments on conditioning the extension in this manner.

In the alternative, a manufacturer may elect to skip the interim standard completely. However, manufacturers choosing this option will receive only one additional year for compliance with the 0.02 g/bhp-hr standard (*i.e.* compliance in 2013, rather than 2012). These engines would already have had eight years of lead time to prepare for the PM standard without any diversion of resources to meet an interim PM standard, so that an extension of longer than one year would not be appropriate,

within the meaning of section 213(b) of the Act. In addition, structuring the extension in this way encourages small engine manufacturers to choose to meet the 2008 interim standard for PM, furthering the objective of early PM emission reductions.

- NO_x —there is no change in the NO_x standard for engines in this category, therefore no special provisions are being provided.

For engines in the 75 to 175 hp category:

- PM—a manufacturer may elect to delay compliance with the standard for up to three years.

- NO_x —a manufacturer may elect to delay compliance with the standard for up to three years.

These provisions are also set out below in the following table (in all instances, these engines must meet the previously applicable standards as set out in § 1039.104 (c):

Horsepower category		Provision
<25 hp	NO_x	No special provisions are being provided.
	PM	Manufacturers may delay compliance with the standard for three years.
	NO_x	Manufacturers may delay compliance with the standard for three years.
25–50 hp	PM	Manufacturers must comply with the interim standards in 2008, and may delay compliance with the 2013 Tier 4 requirements (0.02 g/bhp-hr PM standard) for three years.
	NO_x	No special provisions are being provided.
		Manufacturers must comply with the interim Tier 4 requirements in 2008, without the use of credits, and may elect to delay compliance with the 2013 Tier 4 requirements (0.02 g/bhp-hr PM standard) for three years
50–75 hp	PM	—OR—

Horsepower category		Provision
75–175 hp	NO_x	Manufacturers may skip the interim standard completely, and will receive an additional year for compliance with the 0.02 g/bhp-hr PM Tier 4 standard (<i>i.e.</i> compliance in 2013, rather than 2012).
	PM	Manufacturers may delay compliance with the standard for three years.

b. Hardship Provisions for Small Business Engine Manufacturers

i. Panel Recommendations and Our Proposals

The Panel recommended two types of hardship provisions for small business engine manufacturers. These provisions would allow for relief in the following cases:

- A catastrophic event, or other extreme unforeseen circumstances, beyond the control of the manufacturer that could not have been avoided with reasonable discretion (*i.e.*, fire, tornado, supplier not fulfilling contract, etc.); and
- The event where a manufacturer has taken all reasonable business, technical, and economic steps to comply but cannot.

The Panel believed that either hardship relief provision would provide lead time for up to 2 years, and that a manufacturer should have to demonstrate to EPA's satisfaction that failure to sell the noncompliant engines would jeopardize the company's solvency. EPA may also require that the manufacturer make up the lost environmental benefit.

We proposed the Panel recommendations for hardship provisions for small business engine manufacturers. While perhaps ultimately not necessary given the phase-in schedule discussed above, we stated that such provisions provide a useful safety valve in the event of unforeseen extreme hardship.

ii. What We Are Finalizing

We received two comments on the provisions for small business engine manufacturers. SBA's Office of Advocacy commented that the rule would impose significant burdens on a substantial number of small entities

with little corresponding environmental benefit; and further, that we should exclude smaller engines (those under 75 hp) from further regulation in order to comply with the Regulatory Flexibility Act and fulfill the requirement of reducing the burden on small engine classes. As proposed, we are not adopting standards based on performance of NO_x aftertreatment technologies for engines under 75 hp. As described in more detail in section II of this preamble, the Summary and Analysis of Comment Document, and the RIA, we have found no factual basis supporting the assertion that standards for PM for engines between 25 and 75 hp based on use of advanced aftertreatment impose costs out of relation to environmental benefit, have a disproportionate impact on small businesses, or are otherwise inappropriate. In fact, it is our finding that these standards for PM are "appropriate" within the meaning of section 213(a)(4) of the Clean Air Act, and that PM standards for these engines not based on performance of advanced aftertreatment would be inappropriate as failing to reflect standards based on available treatment for these engines (taking into account costs, noise, safety, and energy factors). We received no adverse comments from small business engine manufacturers on the proposed transition provisions for those manufacturers.⁶⁹ Accordingly, we are finalizing the small business engine manufacturer hardship provisions that we proposed in the NPRM (as recommended by the Panel). We believe that these provisions will provide adequate regulatory flexibility for these manufacturers, while remaining consistent with the requirements of section 213(a)(4) and 213(b) of the Clean Air Act.

c. Other Small Business Engine Manufacturer Issues

i. Panel Recommendations and Our Proposals

The Panel also recommended that an ABT program be included as part of the overall rulemaking program. In addition, the Panel suggested that EPA take comment on including specific ABT provisions for small business engine manufacturers. We proposed an ABT program for all engine manufacturers, with this program retaining the basic structure of the current nonroad diesel ABT program.

We did not include small business engine manufacturer-specific ABT

⁶⁹ The one comment that we received supported the provisions proposed for small business engine manufacturers.

provisions in the proposal. Discussions during the SBAR process indicated that small volume manufacturers would need extra time to comply due to cost and personnel constraints, and there is little reason to believe that small business manufacturer specific ABT provisions could create an incentive to accelerate compliance.

ii. What We Are Finalizing

As discussed above in section III.B, we are finalizing an ABT program in today's action similar to that already in place for nonroad engine manufacturers. We have also made a number of changes to accommodate implementation of these new emission standards.

2. Small Nonroad Diesel Equipment Manufacturers

a. Transition Provisions for Small Business Equipment Manufacturers

i. Panel Recommendations and Our Proposals

The Panel recommended that we adopt the transition provisions described below for small business manufacturers and small business importers of nonroad diesel equipment. These transition provisions are similar to those in the Tier 2/3 rule (see 40 CFR 89.102). The recommended transition provisions were as follows:

- **Percent-of-Production Allowance:** Over a seven model year period, equipment manufacturers may install engines not certified to the new emission standards in an amount of equipment equivalent to 80 percent of one year's production. This is to be implemented by power category with the average determined over the period in which the flexibility is used.

- **Small Volume Allowance:** A manufacturer may exceed the 80 percent allowance in seven years as described above, provided that the previous Tier engine use does not exceed 700 total over seven years, and 200 in any given year. This is limited to one family per power category. Alternatively, the Panel recommended, at the manufacturer's choice by hp category, a program that eliminates the "single family provision" restriction with revised total and annual sales limits as shown below:

- For categories ≤175 hp—525 previous Tier engines (over 7 years) with an annual cap of 150 units (these engine numbers are separate for each hp category defined in the regulations)

- For categories of > 175 hp—350 previous Tier engines (over 7 years) with an annual cap of 100 units (these engine numbers are separate for each hp category defined in the regulations).

The Panel recommended that EPA seek comment on the total number of engines and annual cap values listed above. In contrast to the Tier 2/Tier 3 rule, the SBA Office of Advocacy expected the transition to the Tier 4 technology will be more costly and technically difficult. Therefore, the small business equipment manufacturers may need more liberal flexibility allowances especially for equipment using the lower hp engines. The Panel's recommended flexibility may not adequately address the approximately 50 percent of small business equipment models where the annual sales per model is less than 300 and the fixed costs are higher. Thus, the SBA Office of Advocacy and the Office of Management and Budget (OMB) Panel members recommended that comment be sought on implementing the small volume allowance (700 engine provision) for small business equipment manufacturers without a limit on the number of engine families which could be covered in any hp category.

- Due to the changing nature of the technology as the manufacturers make the transition from Tier 2 to Tier 3 and Tier 4, the Panel recommended that the equipment manufacturers be permitted to borrow from the Tier 3/Tier 4 flexibilities for use in the Tier 2/Tier 3 time frame.

- Lastly, the Panel recommended proposing a continuation of the current transition provisions, without modifications to the levels or nature of the provisions, that are available to these manufacturers.

To maximize the likelihood that the application of these provisions will result in the availability of previous Tier engines for use by the small business equipment manufacturers, the Panel recommended that—similar to the application of flexibility options that are currently in place—these provisions should be provided to all equipment manufacturers.⁷⁰

We did in fact propose the Percent-of-Production and Small Volume Allowances listed above for all equipment manufacturers, and explicitly took the Panel report into account in making that proposal. We also requested comment on a number of additional items, some of which were proposed by the Panel (see section III.B above).

⁷⁰ The Panel recognized that, similar to the Tier 2/3 standards, it may be necessary to provide transition provisions for all equipment manufacturers, not just for small entities, and the Panel recommended that this be taken into account.

ii. What We Are Finalizing

We are finalizing the Percent-of-Production and Small Volume Allowances for all equipment manufacturers, with a few changes. Some non-small equipment manufacturers commented that the small-volume provision should enable manufacturers to exempt up to 700 pieces of equipment over a seven-year period, with no engine family restriction. As explained earlier in section III.B.2.c, we are finalizing provisions that allow manufacturers to choose between two options: (a) Manufacturers would be allowed to exempt 700 pieces of equipment over seven years, within one engine family; or (b) manufacturers using the small-volume allowance could exempt 525 machines over seven years (with a maximum of 150 in any given year) for each of the three power categories below 175 horsepower, and 350 machines over seven years (with a maximum of 100 in any given year) for the two power categories above 175 horsepower. Concurrent with the revised caps, manufacturers could exempt engines from more than one engine family under the small-volume allowance program. As explained earlier, based on sales information for small businesses, we estimated that the alternative small-volume allowance program to include lower caps and allow manufacturers to exempt more than one engine family would keep the total number of engines eligible for the allowance at roughly the same overall level as the 700-unit program. The Agency believes that these provisions will afford manufacturers the type of transition leeway recommended by the Panel. Further, these transition provisions could allow small business equipment manufacturers to postpone any redesign needed on low sales volume or difficult equipment packages, thus saving both money and strain on limited engineering staffs. Within limits, small equipment manufacturers would be able to continue to use their current engine/equipment configuration and avoid out-of-cycle equipment redesign until the allowances are exhausted or the time limit passes.

During the SBREFA Panel process, the Panel discussed the possible misuse of the transition provisions by using them as a loophole to enter the nonroad diesel equipment market or to gain unfair market position relative to other manufacturers. See 68 FR at 28481. EPA was concerned that importers of equipment from a foreign equipment manufacturer could, as a group, import more exempted equipment from that foreign manufacturer than 80 percent of

that manufacturer's production for the United States market or more than the small volume allowances identified in the transition provisions. This would create a potentially significant disparity between the treatment of foreign and domestic equipment manufacturers. EPA did not intend this outcome, and did not believe it was needed to provide reasonable lead time to foreign equipment manufacturers. The Panel recognized that this was a possible problem, and believed that a requirement that small equipment manufacturers and importers must have reported equipment sales using certified engines in model year 2002 or earlier in order to be eligible to access the transition provisions was sufficient to alleviate this problem. Upon further analysis during the development of the proposal, EPA decided to limit the availability of transition provisions to entities that install engines and have primary responsibility for designing and manufacturing equipment and included such a requirement in the proposal. Id. at 28477. Therefore, a company that only imported equipment, and had no involvement in the actual manufacturing of the equipment, would be ineligible to access the transition provisions. As described in section III.B.4, we are finalizing the proposed requirements associated with the use of transition provisions by foreign importers. Therefore, we no longer believe it is necessary to have a separate requirement that small equipment manufacturers and importers have reported equipment sales using certified engines in model year 2002 or earlier, and therefore are not finalizing this redundant provision.

We are also finalizing the Panel's recommendation that equipment manufacturers be allowed to borrow from Tier 4 flexibilities in the Tier2/3 time frame. See the more extended discussion on this issue in section III.B.2.d above.

We are not finalizing the Panel recommendation of a provision allowing small manufacturers to request limited "application specific" alternative standards for equipment configurations which present unusually challenging technical issues for compliance. We do not believe that the need for such a provision has been established, and further, it could likely provide more lead time than can be justified, and undermine emission reductions which are achievable. Moreover, no participant in the SBAR process or during the public comment period offered any empirical support that such a problem even exists. Nor have such issues been demonstrated (or raised) by equipment

manufacturers, small or large, in implementing the current nonroad standards. In addition, we believe that any application-specific difficulties can be accommodated by the transition provisions the Agency is proposing including ABT.

We are also finalizing two additional provisions for all equipment manufacturers that small business equipment manufacturers may take advantage of. These provisions are the Technical Hardship Provision and the Early Tier 4 Engine Incentive Program. Both provisions are discussed in greater detail in sections III.B.2.b and e above.

b. Hardship Provisions for Small Business Equipment Manufacturers

i. Panel Recommendations and Our Proposals

The Panel also recommended that two types of hardship provisions be extended to small business equipment manufacturers. These provisions would allow for relief in the following cases:

- A catastrophic event, or other extreme unforeseen circumstances, beyond the control of the manufacturer that could not have been avoided with reasonable discretion (*i.e.*, fire, tornado, supplier not fulfilling contract, etc.).
- The event where a manufacturer has taken all reasonable business, technical, and economic steps to comply but cannot. In this case relief would have to be sought before there is imminent jeopardy that a manufacturer's equipment could not be sold and a manufacturer would have to demonstrate to the Agency's satisfaction that failure to get permission to sell equipment with a previous Tier engine would create a serious economic hardship. Hardship relief of this nature cannot be sought by an "integrated" manufacturer (one which also manufactures the engines for its equipment).

We proposed that the hardship provisions recommended by the Panel be extended to small business equipment manufacturers in addition to the transition provisions described above. We also requested comment on the stipulation that, to be eligible for these hardship provisions (as well as the other proposed transition provisions), equipment manufacturers and importers must have reported equipment sales using certified engines in model year 2002 or earlier.

ii. What We Are Finalizing

We are finalizing the Panel-recommended hardship provisions for small business equipment manufacturers (which are the same

provisions that are being adopted for all equipment manufacturers).

EPA also received comment concerning the situation faced by small business equipment manufacturers using engines in the 25–50 horsepower range. The concern was raised that small businesses in this power grouping will face a greater relative burden in designing equipment for engines with aftertreatment, and that they may need additional lead time beyond that provided by the small volume allowances. EPA believes that in general the small volume allowances should provide reasonable lead time opportunity for these manufacturers, but recognizes that there may be individual cases where more lead time would be appropriate for small business manufacturers in this power category. EPA is therefore adopting a technical hardship provision similar to that adopted for the percent of production allowance. Small business manufacturers using engines in the 25–50 hp range could petition EPA to approve additional needed lead time in appropriate, individualized circumstances, based on a showing of extreme technical or engineering hardship as provided in 40 CFR 1039.625(m). EPA could approve additional small volume allowances, up to a total number of 1100 units. This total number includes the allowances that are already available under the rule without request. These additional allowances could only be used for engines in the 25–50 horsepower range, and could only be approved for qualifying small business equipment manufacturers. The limitations on the use of small volume allowances (such as when allowances may only be used within a single engine family and the annual limits) continue to apply to the standard allowances (that are available under the rule without request). Finally, any additional allowances granted under this provision would have to be used within 36 months after the transition flexibility period commences for these engines. The additional allowances would not be subject to the annual limits noted earlier but they could only be used after the maximum amount of standard allowances are used in a given year (*e.g.*, a manufacturer using the 700 unit allowance would have to use 200 of their standard allowances for that year before they could use any of the additional allowances granted by EPA under this technical hardship provisions).

EPA recognizes that it is important to facilitate the process for small business equipment manufacturers to seek such approval, and intends to work with

small manufacturers so that any transaction costs for them or for EPA can be minimized. For example, EPA could consider at one time a common request from similarly situated small business equipment manufacturers, as long as all of the necessary individual information for each applicant were provided. Given that information in such an application would still be both company- and fact-specific (and likely confidential as well), and that the criteria for relief as well as the scope of appropriate relief are case-specific, we would necessarily evaluate and decide whether or not to approve additional small volume allowances on a company-by-company, case-by-case basis.

For a detailed description of the comments received on small business engine and equipment manufacturer issues, please refer to the Summary and Analysis of comments, which is a part of the rulemaking record (E-DOCKET number OAR-2003-0012, and legacy docket number A-2001-28). A summary of the SBREFA process is located in section X.C of this preamble.

D. Certification Fuel

It is well-established that measured emissions may be affected by the properties of the fuel used during the test. For this reason, we have historically specified allowable ranges for test fuel properties such as cetane number and sulfur content. These specifications are intended to represent most typical fuels that are commercially available in use. This helps to ensure that the emissions reductions expected from the standards occur in use as well as during emissions testing.

We are establishing all 6 provisions that we proposed related to the sulfur content of fuel used in conducting nonroad diesel engine emissions testing:

- 300–500 ppm for model year 2008 to 2010 engines,
 - 7–15 ppm for 2011 and later model year engines,
 - Extension through model year 2007 of the maximum 2000 ppm specification for Agency testing on pre-Tier 4 engines,
 - 7–15 ppm for 2007–2010 model year engines that use sulfur-sensitive technology,
 - 7–15 ppm for 2008–2010 model year engines under 75 hp,
 - 300–500 ppm for some model year 2006–2007 engines at or above 100 hp.
- The last 3 of these provisions are at the certifying manufacturer's option, and involve additional measures that the manufacturer must take to help ensure that the specified fuel is used in the field. The below discussion provides more detail on each of these provisions.

We received very little comment on our proposed certification fuel provisions. Detroit Diesel commented that we should set a maximum sulfur specification of 500 ppm for Tier 3 engines, which we are in fact doing beginning in model year 2008 after this fuel is introduced in the nonroad market, and optionally allowing as early as 2006, the earliest Tier 3 model year, provided manufacturers take steps to encourage the use of this fuel, as discussed below.

Because we are lowering the upper limit for in-use nonroad diesel fuel sulfur content to 500 ppm in 2007, and again to 15 ppm in 2010, we are also establishing new ranges of allowable sulfur content for testing. These are 300 to 500 ppm (by weight) for model year 2008 to 2010 engines, and 7 to 15 ppm (by weight) for 2011 and later model year engines. We believe that these ranges best correspond to the fuels that diesel machines will potentially see in use.⁷¹ These specifications will apply to emission testing conducted for certification, selective enforcement audits, in-use, and NTE testing, as well as any other laboratory engine testing for compliance purposes for engines in the designated model years. Any compliance testing of previous model year engines will be done with the fuels designated in our regulations for those model years. Note that, as proposed, we are allowing certification with fuel meeting the 7 to 15 ppm sulfur specification in 2010 for under 11 hp, air-cooled, hand-startable, direct injection (DI) engines certified under the optional standard provision discussed in section II.A.3.a.

It is important to note that while these specifications include the maximum sulfur level allowed for in-use fuel, we believe that it is generally appropriate to test using the most typical fuels. As for highway fuel, we expect that, under the 15 ppm maximum sulfur requirement, refineries will typically produce diesel fuel with about 7 ppm sulfur, and that the fuel could have slightly higher sulfur levels after distribution. Thus, we expect that we will use fuel having a sulfur content between 7 and 10 ppm sulfur for our emission testing. This is the same as the range we indicated will be used for heavy-duty diesel engine (HDDE) engine testing in model year 2007 and later (66 FR 5002, January 18, 2001). As with the highway fuel, should we determine that the typical in-use nonroad diesel fuel has significantly

more sulfur than this, we would adjust this target upward.

We are also adopting two options for early use of the new 7 to 15 ppm sulfur diesel test fuel. The first will be available beginning in the 2007 model year for engines employing sulfur-sensitive technology. (Model year 2007 coincides approximately with the introduction of 15 ppm highway fuel.) This allowance to use the new fuel in model years before 2011 will only be available for engines which the manufacturer demonstrates will be operated in use on fuel with 15 ppm sulfur or less. Any testing that we perform on these engines will also use fuel meeting this lower sulfur specification. This optional certification fuel provision is intended to encourage the introduction of low-emission diesel technologies in the nonroad sector. These engines will be able to use the lower sulfur fuel throughout their operating life, given the early availability of this fuel under the highway program, and the assured availability of this fuel for nonroad engines by mid-2010.

Considering that our Tier 4 program will subject engines under 75 hp to new emission standards in 2008 when 15 ppm maximum sulfur fuel will be readily available from highway fuel pumps (and will enter the nonroad fuel market shortly after in 2010), we believe it is appropriate to provide a second, less prescriptive, option for use of 15 ppm sulfur certification fuel. This option will be available to any manufacturers willing to take extra steps to encourage the use of this fuel before it is required in the field. We are allowing the early use of 15 ppm certification fuel for 2008–2010 engines under 75 hp, provided the certifying manufacturer ensures that ultimate purchasers of equipment using these engines are informed that the use of fuel meeting the 15 ppm specification is recommended, and also recommends to equipment manufacturers buying these engines that labels be applied at the fuel inlet to remind users of this recommendation. This option does not apply to those 50–75 hp engines not being certified to the 0.22 g/bhp-hr PM standard, under the manufacturers' option discussed in section II.A.1.a.

We believe that there may be a very small loss of emissions benefit from any of these engines for which the operator chooses to ignore the recommendation. This is because the engine manufacturer will be designing the engine to comply with the emissions standards when tested using 15 ppm fuel, potentially resulting in slightly higher emissions when it is not operated on the 15 ppm

⁷¹ See 66 FR 5112–5113 (January 18, 2001) where we adopted a similar approach to certification fuels for highway heavy-duty diesel engines (HDDEs).

fuel. We also believe, however, that this is more than offset overall by the encouragement this provision provides for early use of 15 ppm fuel. We are not making this option available for engine designs employing oxidation catalysts or other sulfur-sensitive exhaust emission control devices except under the more restrictive provision for early use of 15 ppm fuel described above, involving a demonstration by the manufacturer that the fuel will indeed be used. Because these devices could potentially have very high sulfur-to-sulfate conversion rates (see section II.B.4 and 5 above), and because very high-sulfur fuels will still be available to some extent, we believe that allowing this provision for these engines would risk very high PM emissions until the 15 ppm nonroad fuel is introduced. We are not making this second early 15 ppm test fuel option available for engines not subject to a new Tier 4 standard in 2008 as these engines should already be designed to meet applicable standards in earlier years without need for the 15 ppm fuel.

We are also adopting a similar provision for use of certification fuel meeting the 300–500 ppm sulfur specification before the 2008 model year. We believe certification of model year 2006 and 2007 engines being designed without the use of sulfur-sensitive technologies to meet new Tier 2 or Tier 3 emission standards taking effect in those years (2006 for engines at or above 175 hp and 2007 for 100–175 hp engines) should be able to use this fuel, provided the certifying manufacturer is willing to take measures equivalent to those discussed above to encourage the early use of this fuel (a recommendation to the ultimate purchaser to use fuel with 500 ppm maximum sulfur and a recommendation to equipment manufacturers to so label their equipment).

The widespread availability of 500 ppm sulfur highway fuel, the short time that these 2006 and 2007 engines could use higher sulfur fuels if an operator were to ignore the recommendation, and the eventual use of 15 ppm sulfur fuel in most of these engines for most of their operating lives, gives us confidence that this provision to encourage early use of lower sulfur fuel will be beneficial to the environment overall. As with the change to 300–500 ppm cert fuel for model years 2008–2010, engine manufacturers will design their engines to comply based on the test fuel specifications for certification and compliance testing. The change from a fuel specification for compliance testing that ranges up to 2000 ppm sulfur for Tier 2 and 3 engines to a

specification of 500 ppm sulfur maximum could have some limited effect on the emissions control designs used on these Tier 2 and 3 engines, in that it will be slightly easier to meet the Tier 2 and 3 standards using the lower sulfur test fuel. In general, it is reasonable to set specifications of test fuel reflecting representative in-use fuels, and here the engines are expected to be using fuel with sulfur levels of 500 ppm or lower until 2010, and 15 ppm or lower after that. In this case, any impact on expected engine emissions from this change in test fuel for Tier 2 and 3 is expected to be slight.

We note that under current regulations manufacturers are already allowed to conduct testing with certification fuel sulfur levels as low as 300 ppm. The additional provision for early use of 300–500 ppm sulfur test fuel will, however, result in any compliance testing conducted by the Agency being done with fuel meeting the 300–500 ppm specification. Likewise choice of the option for early use of 15 ppm sulfur test fuel would result in any Agency testing being done using that fuel. However, under both of these early certification fuel options involving a recommended fuel use provision, the Agency will not reject engines from in-use testing for which there is evidence or suspicion that the engine had been fueled at some time with higher sulfur fuel.

Finally, we are extending a provision adopted in the 1998 final rule (63 FR 56967, October 23, 1998). In that rule we set a 2000 ppm upper limit on the test fuel sulfur concentration for any testing to be performed by the Agency on Tier 1 engines under 50 hp and Tier 2 engines at or above 50 hp. We did not extend this provision to later model year engines at that time because we felt that more time was needed to assess trends in fuel sulfur levels for fuels used in nonroad diesels. At this time we are not aware of any additional information that would indicate that a change in this test specification is warranted. More importantly, because the fuel regulation we are adopting will make 500 ppm maximum sulfur nonroad diesel fuel available by mid-2007, Tier 3 engines at or above 50 hp (which phase in beginning in 2006) will be in the field for only 1½ years prior to the in-use introduction of 500 ppm fuel, and Tier 2 engines under 50 hp (which phase in beginning in 2004) will be in the field for at most 3½ years prior to this time. We believe it is appropriate to avoid adding the unnecessary complication of frequent multiple changes to the test fuel specification. We are therefore extending the 2000 ppm limit to testing

conducted on engines until the 2008 model year when the 500 ppm maximum test fuel sulfur level takes effect as discussed above.

E. Temporary In-Use Compliance Margins

The Tier 4 standards will be challenging for diesel engine manufacturers to achieve, and will require manufacturers to develop and adapt new technologies for a large number and wide variety of engine platforms. Not only will manufacturers be responsible for ensuring that these technologies enable compliance with Tier 4 standards at the time of certification, they will also have to ensure that these technologies continue to be highly effective in a wide range of in-use environments so that their engines will comply in use when tested by EPA. Furthermore, for the first time, these nonroad diesel engines will be subject to transient emissions control requirements and to NTE standards.

However, in the early years of a program that introduces new technology, there are risks of in-use compliance problems that may not appear in the certification process or during developmental testing. Thus, we believe that for a limited number of model years after new standards take effect it is appropriate to adjust the compliance levels for assessing in-use compliance for diesel engines equipped with high-efficiency exhaust emissions control devices. This provides assurance to the manufacturers that they will not face recall if they exceed standards by a small amount during this transition to clean technologies. This approach is very similar to that taken in the light-duty highway Tier 2 final rule (65 FR 6796, February 10, 2000) and the highway heavy-duty rule (66 FR 5113–5114, January 18, 2001), both of which involve similar approaches to introducing the new technologies. In fact, the similarities of nonroad diesel engines and expected Tier 4 control technologies to counterpart engines and technologies for heavy-duty highway diesel engines led us to model the proposed Tier 4 add-on provisions after the 2007 heavy-duty highway diesel program, with add-on levels chosen to be roughly equivalent to the levels adopted in the highway rule.

Comments on the proposal were received from engine manufacturers, requesting changes that would make the temporary in-use adjustments more closely parallel the highway requirements. Specifically, they requested: (1) Providing two full model years of applicability following the completion of standards phase-in for the

75–175 hp category, as was proposed for the other power categories, (2) adjusting the NO_x threshold for applicability of the provisions to a level 8% above the split family standard, (3) adopting 3 levels of add-ons based on how many hours the test engine had been used, with cutpoints at 2000 and 3400 hours, and (4) a 25% upward adjustment to the add-on levels. We agree that these changes would result in a closer approximation to the highway program. Our goal in proposing provisions somewhat different from the highway program was to avoid unnecessary complexity. However, we believe that maintaining consistency with the highway program is a more important goal and the manufacturers' suggested changes do not overly complicate the program, and so we have decided to make these changes.

We note too that changes we are making to the Tier 4 program for engines over 750 hp necessitate other

changes to the in-use add-on program for these engines as well. Specifically, these are the extension of model year applicability to 2016, two years after the final Tier 4 standards take effect, and the clarification of what PM thresholds apply for engines used in generator sets and for other engines.

Table III.E–1 shows the in-use adjustments that we will apply. These in-use add-on levels will be applied only to engines certified in the indicated model years and having FELs (or certifying to standards without FELs) at or below the specified threshold levels. These adjustments are added to the appropriate FELs (see section III.A) or, for engines certified to the standards without the use of ABT program credits, to the standards themselves, in determining the in-use compliance level for a given in-use hours accumulation on the engine being tested. Note that the PM adjustment is the same for all in-use hours accumulation. Note also that,

because the standards in the regulations are expressed in g/kW-hr, the adjustments included in the regulations are set at levels that make the resulting adjusted in-use standard equivalent in stringency to the standards in this preamble (expressed in g/bhp-hr) adjusted by the values in Table III.E–1 (also expressed in g/bhp-hr).

Note too that, as part of the certification demonstration, manufacturers will still be required to demonstrate compliance with the unadjusted Tier 4 certification standards using deteriorated emission rates. Therefore, the manufacturer will not be able to use these in-use standards as the design targets for the engine. They will need to project that most engines will meet the standards in-use without adjustment. The in-use adjustments will merely provide some assurance that they will not be forced to recall engines because of some small miscalculation of the expected deterioration rates.

TABLE III.E–1.—ADD-ON LEVELS USED IN DETERMINING IN-USE STANDARDS

Engine power	Model years	NO _x		PM
		Add-on level ^a (g/bhp-hr)	For operating hours	Add-On level ^b (g/bhp-hr)
25 ≤ hp <75 (19 ≤ kW <56)	2013–2014	none		0.01
75 ≤ hp <175 (56 ≤ kW <130)	2012–2016	0.12 0.19 0.25	≤ 2000 2001–3400 > 3400	0.01
175 ≤ hp ≤750 (130 ≤ kW ≤560)	2011–2015	0.12 0.19 0.25	≤ 2000 2001–3400 > 3400	0.01
hp >750 (kW >560)	2011–2016	0.12 0.19 0.25	≤ 2000 2001–3400 > 3400	0.01

Notes:

^a Applicable only to those engines certifying to standards or with FELs at or below 1.6 g/bhp-hr NO_x.

^b Applicable only to those engines certifying to standards or with FELs at or below the filter-based Tier 4 PM standards (0.01 g/bhp-hr for 75–750 hp engines, 0.02 g/bhp-hr for 25–75 hp engines and for >750 hp engines in generator sets, and 0.03 g/bhp-hr for all other >750 hp engines).

F. Test Cycles

1. Transient Test

In the 1998 final rule that set new emission standards for nonroad diesel engines, EPA expressed a concern that the steady-state test cycles used to demonstrate compliance with emission standards did not adequately reflect transient operation as many nonroad engines are used in applications that are largely transient in nature and would not therefore yield adequate control of emissions in use (63 FR 56984, October 23, 1998). Although we were not prepared to adopt a transient test at that time, we announced our intention in that final rule to move forward with the

development of such a test. This development progressed steadily and has resulted in the creation of the Nonroad Transient Composite (NRTC) test cycle which we are adopting in our Tier 4 nonroad diesel program. The NRTC cycle supplements the existing nonroad steady-state test requirements. Thus, most nonroad engines subject to today's Tier 4 standards will be required to certify using both of these tests.⁷² The

⁷² See EPA Dear Manufacturer Letter VPCD–98–13, “Heavy-duty Diesel Engines Controlled by Onboard Computers: Guidance on Reporting and Evaluating Auxiliary Emission Control Devices and the Defeat Device Prohibition of the Clean Air Act,” October 15, 1998 and EPA Advisory Circular 24–3, “Implementation of Requirements Prohibiting Defeat Devices for On-Highway Heavy-Duty Diesel

NRTC cycle captures transient emissions over much of the typical nonroad engine operating range, and thus helps to ensure effective control of all regulated pollutants. The speed and load operating schedule for EPA's NRTC test cycle is described in regulations at 40 CFR 1039.505. A detailed discussion of the transient test cycle and its derivation is contained in chapter 4.2 of the RIA for this rule.

We expect that this transient test requirement will significantly reduce real world emissions from nonroad diesel equipment. Proper transient

Engines.” A copy of both of these documents is available in EPA Air Docket A–2001–28.

operation testing captures engine emissions from the broad range of engine speed and load combinations that the engine may attain in-use, while the steady-state emission test characterizes emissions at the few isolated operating points that may be typical for that family of engines. Testing for transient emissions will likewise identify emissions which result from the operation of the engine, as with speed and load changes, turbocharger lag, etc.

In keeping with our goal to maximize the harmonization of emissions control programs as much as possible, we have developed this cycle in collaboration with nonroad engine manufacturers and regulatory bodies, both domestic and foreign, over the last several years.⁷³ Further, the NRTC cycle has been introduced as a work item for possible adoption as a potential global technical regulation under the 1998 Agreement for Working Party 29 at the United Nations.⁷⁴

EPA's nonroad transient test will apply (with one exception noted below) to a nonroad diesel engine when that engine must first show compliance with EPA's Tier 4 PM and NO_x+NMHC emissions standards which are based on the performance of the advanced post-combustion emissions control systems (e.g. catalyzed-diesel particulate filters and NO_x adsorbers). This is 2011 for engines at 175 hp–750 hp, 2012 for 75–175 hp engines (2012, as well, for 50–75 hp engines made by a manufacturer choosing the option to not comply with the 2008 transitional PM standard.), and 2013 for engines under 75 hp. The transient test cycle will not apply to engines greater than 750 hp. Specific provision is made for engines under 25 hp for PM and under 75 hp for NO_x (which are not based on performance of advanced aftertreatment). Constant-speed, variable-load engines of any horsepower category currently certify to EPA's 5-Mode Steady State duty cycle and are not subject to transient duty cycle testing. As with current nonroad diesel standards, today's Tier 4 emission standards will apply to certification, Selective Enforcement Audits (SEAs) and to recall testing of equipment in-use for all engines subject to these standards.

⁷³ Letter from Jed Mandel of the Engine Manufacturers Association to Chet France of U.S. EPA, Office of Transportation and Air Quality, "Development of appropriate transient test cycle for variable speed land-based compression ignition non-road engines," Air Docket A–2001–28, II–B–33.

⁷⁴ Informal Document No.2, ISO—45th GRPE, "Proposal for a Charter for the Working Group on a New Test Protocol for Exhaust Emissions from Nonroad Mobile Machinery," Jan. 13–17, 2003, Air Docket A–2001–28, document II–A–171.

TABLE III.F–1.—IMPLEMENTATION MODEL YEAR FOR NONROAD TRANSIENT TESTING

Power category	Transient test implementation model years
< 25 hp	2013
25 ≤ hp < 75	2013
75 ≤ hp < 175	2012
175 ≤ hp < 750	2011

In addition, any engines for which an engine manufacturer (see section III.M) or equipment maker (see section III.B.2.c) claims credit under the incentive program for early-introduction engines will have to be certified to that program's standards under applicable Tier 4 nonroad transient and steady-state duty cycles, e.g., NRTC, 8-mode and 5-mode steady-state cycles. In turn, any 2011 or later model year engine that uses these engine count-based credits will not need to demonstrate compliance under the NRTC cycle. Engines in any power category certified to an alternate NO_x standard are all subject to the transient test requirement, as they clearly will be substantially redesigned to achieve Tier 4 compliance, regardless of whether or not they use high-efficiency exhaust emission controls. See section II.A.1.c above.

We solicited comment on whether the transient duty cycle should apply to NO_x emissions from phase-out engines (68 FR 28484, May 23, 2003) and received comment from EMA. EMA prefers that the transient cycle only be applicable to PM emission testing and not for NO_x, NMHC and CO for phase-out engine families. They believe that the application of the transient NRTC and standards could result in the need to redevelop the NO_x/NMHC/CO emission control systems used for their members' compliance with Tier 3 standards.

We essentially agree with this comment to the extent that phase-out engines do not include improvements in gaseous pollutant emission control (*i.e.* they remain essentially Tier 3 engines for emissions other than PM). Imposing new requirements with respect to these engines' gaseous pollutant emissions could divert resources inappropriately. The rule therefore states (in 40 CFR 1039.102 (a)(2)) that gaseous pollutant emissions from these engines are not subject to transient testing standards. This would not apply if a manufacturer declares a new NO_x+NMHC FEL for the engine family (since the manufacturer would then already be choosing to alter

these engines' performance with respect to gaseous pollutant emissions).⁷⁵

Transient testing standards do apply with respect to PM emissions from phase-out engines, however. The reason is evident: the PM standard for phase-out (and phase-in) engines is based on performance of aftertreatment, so the full complement of test cycles (NTE as well as transient testing) should apply. A consequence of this is that phase-out engines will generally be tested over the transient cycle, since they must do so with respect to PM emissions. We repeat, however, that although the engines will do transient testing, only PM (and not gaseous pollutants) is subject to the transient test standard.

In addition, manufacturers choosing to certify engines under 750 hp using alternative FEL caps during the first four years that the alternative caps are available (see section III.A.i.2 above) will not be subject to the transient or NTE standards. However, to properly account for the transient effects when calculating credits, we are requiring the FELs of such engines to be adjusted upwards by applying a Temporary Compliance Adjustment Factor (TCAF)⁷⁶. See 40 CFR 1039.104 (g) (2).

Even though we are requiring that NRTC testing start when the PM aftertreatment-based standards take effect, one should not infer that the NRTC is directed at solely (or even primarily) at PM control. In fact, we believe that advanced NO_x emission controls may be even more sensitive to transient operation than PM filters, since the PM filters ordinarily operate equally effectively in all operating modes, as noted earlier. It is, however, our intent that the control of emissions during transient operation be an integral part of Tier 4 engine design considerations. We have therefore chosen to apply the transient test requirement starting with the PM filter-based Tier 4 PM standards as these standards precede or accompany the earliest Tier 4 NO_x or NMHC standards in all power categories except engines over 750 hp.

As EPA is not promulgating PM filter-based standards for engines below 25 hp in today's rulemaking, we are likewise not requiring these engines to be tested

⁷⁵ Please note that this discussion does not apply to engines certifying to the alternative NO_x phase-in standards, which engines are required to meet transient and NTE requirements for gaseous pollutants (as well as all other requirements that would apply to phase-in engines). See discussion at II.A.2.c; also please note that these engines are expressly not defined as phase-out engines in the rules; see section 1039.801 and 1039.102 (e).

⁷⁶ As noted elsewhere, the TCAFs are derived identically to the Transient Adjustment Factor used in the NONROAD emissions model.

over the NRTC test cycle until model year 2013. More broadly, though we intend for transient emissions control to be an integral part of Tier 4 design considerations, we do not believe it appropriate to mandate compliance with the transient test for the engines under 50 hp which are subject to PM standards in 2008. We recognize that transient emission testing, though routine in highway engine programs, involves a fair amount of laboratory equipment and new expertise in the nonroad engine certification process. As with the transfer of advanced emission control technology itself, we believe that the transient test requirement should be implemented first for larger displacement engines. These engines are more likely to be made by manufacturers who provide engines to the on-highway market and therefore have had prior on-highway engine development and certification experience. We do not believe that the smaller engines should be the power categories first charged with implementing the new transient test, as early as 2008, especially because manufacturers of these engines do not generally make highway engines and are neither as experienced nor as well-equipped as their larger engine manufacturer counterparts at conducting transient cycle testing. However, to encourage earlier transient emission control in these engines, EPA will allow manufacturers of engines below 25 hp to submit data describing emission levels for their engines over the appropriate certification transient duty cycle beginning in model year 2008. We extend this option as well to manufacturers of 25–50 hp engines, subject to those engines meeting the Tier 4 transitional PM standard in 2008. Should a manufacturer choose to submit data in the 2008–2011 time frame, prior to required certification data submissions, that transient data will not be used for compliance enforcement.

EPA requested comment on whether engines greater than 750 hp should be subject to the transient cycle, noting concerns of technical difficulties and cost for these engines (68 FR 28484, May 23, 2003). STAPPA–ALAPCO and other agencies representing the States' interests responded to EPA that all nonroad engines should be uniformly required to test their transient emissions. Likewise, they asked that the Agency not delay implementation of this particular requirement. However, at this time, the Agency is not adopting a transient emission testing requirement for engines 750 hp and over. EPA sees the burden of transient cycle testing in

these very large displacement engines as being greater than the benefit of gathering transient emission measurements from them. For example, in many instances, these engines will have multiple aspiration and exhaust systems requiring a test cell designed to accommodate multiple large flow volumes in real-time on a five Hertz, or faster, basis. New transient test requirements could require manufacturers to create new or expanded testing facilities to house, prepare and run transient tests on these larger engines. The space requirements, *i.e.*, "footprint," of such facilities could make building them cost-prohibitive.

Absent transient testing, these engines will still be required to certify to both steady-state and NTE test requirements. Moreover, we are modifying the certification requirements to include additional information for engines under 750 hp. For more detail on this submission, see the discussion in section III.I of this preamble and 40 CFR 1039.205(p) of the regulations.

Finally, engines in this power category are found in a relatively small proportion of the nonroad equipment population and, despite the potential for large quantities of emissions from this class of engines during operation, units equipped with these engines have likewise been noted to contribute a small proportion of total diesel nonroad engine emissions.⁷⁷ Many of these larger-displacement engines operate predominately in a constant-speed fashion with few transient excursions, as with electric power generation sets (gen sets) which make up a significant percent of these larger engines. Many of these gen sets, too, operate on an intermittent or stand-by only basis. Indeed, as explained below, such constant-speed, variable-load engines (for example, those certifying exclusively to the 5-mode steady-state cycle) of any horsepower category are not subject to the nonroad transient test cycle.

Further, the Agency does not intend at this time to require that manufacturers use partial-flow sampling systems (PFSS) to determine PM emissions from their engines for certification. A large engine manufacturer may, however, choose to submit PM data to the Agency using PFSS as an alternative test method, if that manufacturer can demonstrate test equivalency using a paired-T test and F-

Test, as outlined in regulations at 40 CFR 86.1306–07.

Transient testing requires consideration of statistical parameters for verifying that test engines adequately follow the prescribed schedule of speed and load values. The regulations in 40 CFR 1065.514, table 1, detail these statistical parameters, also known as cycle performance statistics. These values are somewhat different than the comparable values for highway diesel engines to take into account the characteristics of nonroad engine operation. The values are an outgrowth of the long development process for the NRTC test cycle, itself.

2. Cold Start Transient Testing

Nonroad diesel engines typically operate in the field by starting and warming to a point of stabilized hot operation at least once in a workday. Such "cold-start" conditions may also occur at other times over the course of the workday, such as after a lunch break. We have observed that certain test engines, which generally had emission-control technologies for meeting Tier 2 or Tier 3 standards, had elevated emission levels for about 10 minutes after starting from a cold condition. The extent and duration of increased cold-start emissions will likely be affected by changing technology for meeting Tier 4 standards, but there is no reason to believe that this effect will lessen. In fact, cold-start concerns are especially pronounced for engines with catalytic devices for controlling exhaust emissions, because many require heating to a "light-off" or peak-efficiency temperature to begin working. See, for example, RIA section 4.1.2.2 and following. EPA's highway engine and vehicle programs, which increasingly involve such catalytic devices, address this by specifying a test procedure that first measures emissions with a cold engine, then repeats the test after the engine is warmed up, weighting emission results from the two tests for a composite emission measurement.

In the proposal, we described an analytical approach that led to a weighting of 10 percent for the cold-start test and 90 percent for the hot-start test. Manufacturers pointed out that their analysis of the same data led to a weighting of about 4 percent for cold-start testing and that a high cold-start weighting would affect the feasibility of the proposed emission standards. Manufacturers also expressed a concern that there would be a significant test burden associated with cold-start testing.

⁷⁷ Memorandum from Kent Helmer to Cleophas Jackson, "Applicability EPA's NRTC cycle to Nonroad Diesel Population," Air Docket A–2001–28, document II–B–34.

Unlike steady-state tests, which always start with hot-stabilized engine operation, transient tests come closer to simulating actual in-use operation, in which engines may start operating after only a short cool-down (hot-start) or after an extended soak (cold-start). The new transient test and manufacturers' expected use of catalytic devices to meet Tier 4 emission standards make it imperative to address cold-start emissions in the measurement procedure.⁷⁸ We are therefore adopting a test procedure that requires measurement of both cold-start and hot-start emissions over the transient duty cycle, much like for highway diesel engines. We acknowledge, however, that limited data are available to establish an appropriate cold-start weighting. For this final rule, we are therefore opting to establish a cold-start weighting of 5 percent. This is based on a typical scenario of engine operation involving an overnight soak and a total of seven hours of operation over the course of a workday. Under this scenario, the 20-minute cold-start portion constitutes 5 percent of total engine operation for the day. Section II.B above addresses the feasibility of meeting the emission standards with cold-start testing. Regarding the test burden associated with cold-start testing, we believe that manufacturers will be able to take steps to minimize the burden by taking advantage of the provision that allows for forced cooling to reduce total testing time (40 CFR 1039.510(c)).

We believe the 5-percent weighting is based on a reasonable assessment of typical in-use operation and it addresses the need to design engines to control emissions under cold-start operation. We believe cold-start testing with these weighting factors will be sufficient to require manufacturers to take steps to minimize emission increases under cold-start conditions. Once manufacturers have applied technologies and strategies to minimize cold-start emissions, they will be achieving the greatest degree of emission reductions achievable under those conditions. A higher weighting factor for cold-start testing is not likely to be more effective in achieving in-use emission control as new technologies will be expected to have resulted in significant control of emissions at engine startup.

However, given our interest in controlling emissions under cold-start conditions and the relatively small

amount of information available in this area at this time, we intend to revisit the cold-start weighting factor for transient testing in the future as additional data become available. Since the composite transient test represents a combination of variable-speed and constant-speed operation, we would consider operation from both of these types of engines in evaluating the cold-start weighting. Also, we intend to apply the same cold-start weighting when we adopt a transient duty cycle specifically for engines certified only for constant-speed operation.

The planned data-collection effort will focus on characterizing cold-start operation for nonroad diesel equipment. The objective will be to reassess, and if necessary, redevelop a weighting factor that properly accounts for the degree of cold-start operation so that in-use engines effectively control emissions during these conditions. As we move forward with this investigation, other interested parties, including the State of California, will be invited to participate. We are interested in pursuing a joint effort, in consultation with other national government bodies, to ensure a robust and portable data set that will facilitate common global technical regulations. This effort will require consideration of at least the following factors:

- What types of equipment will we investigate?
- How many units of each equipment type will we instrument?
- How do we select individual models that will together provide an accurate cross-section of the type of equipment they represent?
- When will the program start and how long will it last?
- How should we define a cold-start event from the range of in-use operation?

We expect to complete our further evaluation of the cold-start weighting in the context of the 2007 Technology Review, if not sooner. In case changes to the regulation are necessary, this timing will allow enough time for manufacturers to adjust their designs as needed to meet the Tier 4 standards.

3. Constant-Speed Tests

The Agency proposed that engine manufacturers could certify constant-speed engines using EPA's Constant-Speed, Variable-Load (CSVL) transient duty cycle⁷⁹ as an alternative to certifying these engines under its NRTC

test cycle. The CSVL transient cycle was developed to approximate the speed and load operating characteristics of many constant-speed nonroad diesel applications.⁸⁰ It, too, would have been subject to the cold-start requirement of nonroad transient test cycles as is the NRTC. However, after considerable discussion with and comment from engine manufacturers, equipment makers and other interested parties, the Agency has decided not to promulgate an alternative nonroad transient test cycle for constant-speed engines at this time. EMA, in its comments on the CSVL cycle, felt generally that: (1) The average load factor is much too low; (2) the frequency of the transient operations was too high; (3) the amplitudes of the transients were too great; and (4) the rates of transient load increase and response were too fast.

It was further noted that the CSVL test cycle is based solely upon the operation of a single, relatively small, naturally-aspirated arc welder engine, which EMA claims is a variable-speed type of engine certified generally on the 8-mode test cycle. Arc welders, Cummins noted, are not much like generator sets, which comprise around 50% of population of constant-speed engines and have a very different operation and test cycle than the typical portable generator set. Generator sets, DDC wrote, were built generally for a higher power capability at a single speed, many having larger, less-responsive turbochargers to achieve the higher brake mean effective pressure (BMEP). This made it difficult for these engines to shed load as quickly as the CSVL test cycle would require them to do. Commenters likewise wrote that the test cycle was costly and burdensome for equipment which, like generator sets, was only operated infrequently or when emergencies occurred. Some wrote that it would compromise generator set engine performance if manufacturers had to re-engineer their products to run over the CSVL test cycle, especially for larger BMEP engines. One commenter noted that these changes to nonroad engines would carry over to other stationary applications of these generator sets. A more extensive discussion of comments relating to the CSVL cycle may be read in the Summary and Analysis of Comment document for this rule.

Given these potential problems and the strong possibility of fixing them by 2007, the Agency has decided to defer adopting the CSVL test cycle here.

⁷⁸ Note that this discussion applies only to engines that are subject to testing with transient test procedures. For example, this excludes constant-speed engines and all engines over 750 hp.

⁷⁹ Two Memoranda from Kent Helmer to Cleophas Jackson, "Speed and Load Operating Schedule for the Constant Speed Variable Load (CSVL) transient test cycle," e-Docket OAR-2003-0012-0993, and "CSVL Cycle Construction," A-2001-28, II-B-50.

⁸⁰ Memorandum from Kent Helmer to Cleophas Jackson, "Brake-specific Emissions Impact of Nonroad Diesel Engine Testing Over the NRTC, AWQ, and AW1 duty cycles," Docket A-2001-28, #.

Instead, EPA with all of its stakeholders in this regard will map out a process of engine testing and analysis to better characterize constant-speed equipment in-use to design the most appropriate test cycle for the largest number of constant-speed engines. EPA undertakes this process with an eye to initiating rulemaking which would lead to promulgation of a transient cycle for constant-speed engines before the Agency's 2007 Nonroad Diesel Technical Review.

EPA defines a constant-speed engine in this regard as one which is certified to constant-speed operation, in other words, an engine which may not operate at a speed outside a single, fixed reference speed set by the engine's governor. It should be clear then that any engine for which the governor doesn't strictly limit the engine speed in-use to constant-speed operation, that engine will be subject to the NRTC. Thus, if a manufacturer's engine is certified to EPA's 8-mode steady-state test, the engine would also need to certify to the NRTC, since the 8-mode test does not limit the engine's fixed operating speed. Conversely, those manufacturers who certify their engines to EPA's constant-speed steady-state test, the 5-mode test cycle, are not required to have their engines certify to the NRTC.

By utilizing an inclusive, data-driven approach (see Summary and Analysis document for more detail), the Agency is allowing time to develop, and if appropriate, finalize and implement a test procedure that meets the needs of the Agency, manufacturers, and other parties in advance of the 2007 Technology Review. In fact, the Agency envisions constant speed variable load cycle generation to be completed by July 2005. This approach should allow the Agency to develop a testing program which ensures robust control in-use, is data-driven and remains globally harmonized. We expect to initiate this effort within 3 months of promulgation of this rule and to conclude the work on the new test cycle in enough time to promulgate it through rulemaking and to provide industry adequate lead time

to implement it in an orderly manner. If we encounter unforeseen and unavoidable delays or complications in this process, we will consider approaches to control based on available data at the time of the 2007 Technology Review.

The Agency is adopting additional requirements, in conjunction with existing steady-state test requirements, which will help ensure that constant-speed nonroad diesel engines are subject to a rigorous program of in-use control of emissions and that diesel engine emissions will be controlled over a wide range of speed and load combinations. EPA is finalizing stringent nonroad NTE limits and related test procedures for all new nonroad diesel engines subject to the Tier 4 emissions standards beginning in 2011 which will supplement the existing steady-state five-mode test cycle for constant-speed application engines. NTE testing for transient operation will add further assurance that emissions from constant-speed engines within this class, which have a limited speed response in-use, are controlled under in-use operation. Typically, engines which are designed to a particular transient cycle will control emissions effectively under other types of transient operation not specifically included in that certification procedure. Engines that are capable of meeting emission standards on a constant-speed, variable-load cycle will have the transient-response characteristics that are appropriate for controlling emissions at higher engine loads and for less dynamic transient operation. EPA, engine manufacturers, and interested parties will, in the mean time, work to develop a more appropriate transient test for constant-speed engines. A transient test for this broad class of nonroad engines will ensure a robust level of emissions control in-use within the diverse population of constant-speed engines and equipment.

4. Steady-State Tests

Recognizing the variety of both power classes and work applications to be

found within the nonroad equipment and engine population, and as proposed, EPA is retaining current Federal steady-state test procedures for nonroad engines. (Manufacturers are thus required to meet emission standards under steady-state conditions, in addition to meeting emission standards under the transient test cycle, whenever the transient test cycle applies.) This requirement, like NTE emission testing, is one of two tests which apply to every Tier 4 engine. Table III-2 below sets out the particular steady-state duty cycle applicable to each of the following categories: (1) Nonroad engines 25 hp and greater; (2) nonroad engines less than 25 hp; and (3) nonroad engines having constant-speed, variable-load applications, (e.g., gen sets). The steady-state cycles remain, respectively, the 8-mode cycle, the 6-mode cycle and the 5-mode cycle.⁸¹

Steady-state test cycles are needed so that testing for certification will reflect the broad range of operating conditions experienced by these engines. A steady-state test cycle represents an important type of modern engine operation, in power and speed ranges that are typical in-use. The mid-to-high speeds and loads represented by present steady-state testing requirements are the speeds and loads at which these engines are designed to operate for extended periods for maximum efficiency and durability. Details concerning the three steady-state procedures for nonroad engines and equipment are found in regulations at 40 CFR 1039.505 and in Appendices I-III to 40 CFR part 1039.

Manufacturers will perform each steady-state test following all applicable test procedures in the regulations at 40 CFR part 1039, e.g., procedures for engine warm-up and exhaust emissions measurement. The testing must be conducted with all emission-related engine control variables in the maximum NO_x-producing condition which could be encountered for a 30 second or longer averaging period at a given test point. Table III.F-2 below summarizes the steady-state testing requirements by individual engine power categories.

TABLE III.F-2.—SUMMARY OF STEADY-STATE TEST REQUIREMENTS

Nonroad engine power classes	Steady-state testing requirements		
	8-Mode cycle (C1 weighting)	6-Mode cycle (G3 weighting)	5-Mode cycle (D2 weighting)
hp < 25 (kW < 19)	applies ^a	applies ^a	applies ^b
25 ≤ hp < 75 (19 ≤ kW < 56)	applies	NA ^c	applies ^b
75 ≤ hp < 175 (56 ≤ kW < 130)	applies	NA ^c	applies ^c

⁸¹ These three steady-state test cycles are similar to test cycles found in the International Standard

ISO 8178-4:1996 (E) and remain consistent with the existing 40 CFR part 89 steady-state duty cycles.

TABLE III.F-2.—SUMMARY OF STEADY-STATE TEST REQUIREMENTS—Continued

Nonroad engine power classes	Steady-state testing requirements		
	8-Mode cycle (C1 weighting)	6-Mode cycle (G3 weighting)	5-Mode cycle (D2 weighting)
175 ≤ hp ≤ 750 (130 ≤ kW ≤ 560)	applies	NA ^c	applies ^b
hp > 750 (kW > 560)	applies	NA ^c	applies ^b

^a Manufacturers may use either of these tests for this class of engines.

^b For constant, or nearly constant, speed engines and equipment with variable, or intermittent, load.

^c Testing procedures not applicable to this class of engines.

Nonroad engine manufacturers⁸², have called for steady-state testing which would collect emissions continuously “in a pseudo-transient manner,” proposing in effect, one-filter PM collections during a steady-state duty cycle. In response to these and other manufacturer concerns for emission variability during certification testing due to unanticipated emission control system regeneration between steady-state test modes, the Agency⁸³ has adopted, in its 40 CFR 1065.515 regulations, the concept of modifying EPA’s 40 CFR part 89 steady-state engine certification duty cycles. The section describes ramped “modal” steady-state certification tests which would link the modes of a steady-state test together for the purpose of collecting a continuous stream of engine emissions. These tests provide for operating an engine at all of the modes specified in the present steady-state nonroad test cycles but without the breaks in emission collection required by switching between modes, stabilizing engine operation, and collecting emissions at that next operating mode. Since a ramped modal cycle (RMC) test cycle may more reliably and consistently report engine emissions from particulate trap and other emission control hardware-equipped nonroad engines than the comparable steady-state duty cycle from which it was derived, the Agency is providing the option of using these RMC versions of its steady-state engine duty cycles for nonroad diesel engine certification testing in lieu of the otherwise applicable steady-state cycles. Details on the procedures may be found in chapter 4.2 of the RIA for this rule and at regulations at 40 CFR 1039.505 and Appendix I of part 1039.

The optional RMC duty cycles do not represent a relaxation in stringency of emission testing nor are they an unreasonable increase in the emission

test burden of diesel engine manufacturers. Rather, the RMC versions of EPA’s steady-state test cycles allow for more consistent and predictable emission testing of emission control system hardware-equipped diesel engines. Eliminating the “downtime” between modes for the emission collection equipment allows sampling of emissions to be done on a composite basis for the whole test as opposed to sampling emissions mode-by-mode. The RMC versions of these tests simply create a negligible transition period 20 seconds long connecting each mode and collects emissions during these brief transitions, as well as collecting emissions during the running of each test’s discrete operating modes. The continuous emission sampling allows regeneration events from engine emission control hardware to be captured more reliably and repeatably. By running emission testing without breaks and over the same engine duty schedule for each repetition of a RMC test, regeneration within the engine’s emission control hardware should become almost a predictable event. The longer sampling times of RMCs, while creating an identical weighting of each mode’s emissions, also help to avoid collecting a minuscule, possibly unreliably measured, amount of sample over the course of any single operating mode. PM emissions, for example, can be collected and measured more precisely under these test conditions as either batch or continuous samples. The opportunities for loss of emissions during sampling and storage due to sample retention by equipment at shut-down between modes or by filter handling and weighing are greatly reduced. As well, running a “steady-state” test on a continuous basis allows cycle performance statistics to be applied to RMC emission tests (see 40 CFR, part 39). Manufacturers are familiar with test cycles run with a set of statistical engine duty cycle performance “targets”. Further, their test runs will be subject to less test cell “tuning”, modifying control strategies using repeat testing runs to fit the emission test cycle and the

dynamometer to operate a particular engine. Finally, statistical targets serve to increase repeatability and reduce variability of engine operating parameters and emission test results on a test-to-test basis.

Transport refrigeration unit (TRU) engines, a specific application of a steady-state operation engine (68 FR 28485, May 23, 2003), will be subject to both steady-state and NTE standards based on any normal operation that these engines would experience in the field. To that end, EPA has adopted a four-mode steady-state test cycle designed specifically for engines used in TRU applications which may be used by the manufacturer in lieu of normal steady-state testing. Commenters to the rule agreed that a TRU test cycle would be more representative of refrigeration unit operation than the nonroad cycles currently available to manufacturers of TRU engines, but some took issue with EPA’s usage restrictions in paragraphs (d)(2), (e)(2), and (e)(3) of regulations proposed at 40 CFR part 1039 subpart G. In response, the final rule allows manufacturers to test their engines under a broad definition of intermediate test speed. The definition covers the 60–75% range of engine rpm at the specified test cycle engine load points, as defined in 40 CFR, 89.2. This will enable an engine manufacturer to more closely match the TRU cycle to the operation of their engines in-use. Further, the engine is allowed to exhibit no more than 2% variation in transient operation (speed or torque change) around the four operating modes defined under this test cycle. The provisions to address load set point drift are discussed in detail in the RIA chapter 4.3.2 and in regulations at 40 CFR part 1039 subpart G.

In choosing to certify their engine as a TRU engine, manufacturers will need to state on the engine emission control label that the engine will only be used in a TRU application and records must be kept on the delivery destination(s) for their engines. Manufacturers of these engines may petition EPA at certification for a waiver of the requirement to provide smoke emission

⁸² Letter from EMA (Engine Manufacturers Association) to EPA Air Docket A–2001–28, IV–D–402, pp 64.

⁸³ Memorandum and summary of technical discussions (including Appendix “A” text) in the e-Docket submission, OAR–2003–0012–0028, to EPA’s Air Docket.

data for their constant-torque engines. A more detailed discussion of the TRU associated provisions is contained in chapter 4.2 of the RIA. It should be noted that an RMC version of the steady state TRU duty cycle is provided in Table 2 of 40 CFR part 1039 subpart G.

G. Other Test Procedure Issues

This section contains further detail and explanation regarding several related nonroad diesel engine emissions test and measurement provisions. The test procedures are specified in 40 CFR part 1065 and part 1039 subpart F. Part 1065 contains general test procedure requirements and part 1039 contains the provisions that are specific to CI nonroad engines, such as test cycles. The changes described here will not significantly affect the stringency of the standards. While some of the changes being made may appear to increase the stringency of the standards when considered by themselves, others would appear to have the opposite effect. When considered together, however, they will result in more repeatable and less subjective testing that is equivalent to the existing procedures with respect to stringency.

1. Smoke Testing

To control smoke emissions, we are requiring in this final rule that the current smoke standards and procedures will continue to apply to certain engines. We proposed to change these smoke standards and procedures, based on recent developments toward an established international protocol that was designed to allow a straightforward method to test engines in the field (68 FR 28486, May 23, 2003). We have chosen not to adopt the proposed approach, mainly because it is becoming increasingly clear that ongoing development of in-use testing equipment will allow direct measurement of PM emissions in the field. We believe this will provide the best long-term control of both PM emissions. Controlling smoke is in some ways independent of PM, but the interest in developing an in-use smoke test was primarily as a means of providing a secondary indicator of high in-use PM emissions from these engines. Direct PM measurement removes much of the advantage of in-use smoke measurements. Relying on the existing smoke test also addresses concerns raised by manufacturers that the effort to comply with the new smoke requirements would be a large testing and development burden with little air-quality benefit. We believe that aftertreatment-based Tier 4 PM standards will control smoke emissions

as well as improved smoke testing standards and procedures. Engines below 19 kilowatts (kW) will generally not have particulate filters, but most of these are constant-speed engines and are therefore not subject to smoke standards, as described below.

We are continuing the established policy of exempting constant-speed engines and single-cylinder engines from smoke standards. We do not believe that constant-speed engines undergo the kind of acceleration or lugging events that occur during this smoke test procedure, so it would not be appropriate for these engines to be subject to smoke standards. We exempt single-cylinder engines for a different reason. These engines, which very often provide power for generator sets and other constant-speed applications, but may in some cases experience accelerations, the nature of single-cylinder engine operation makes it difficult to get a valid smoke emission measurement. Single-cylinder engines generally have discrete puffs of smoke, rather than a stable emission stream for measuring smoke values. We believe it is not appropriate to use such erratic measurements to evaluate an engine's emission performance. As a result, we will not require single-cylinder engines to meet our smoke standards until we find a test method that takes this into account.

Also, as described in the proposed rule, we are exempting from smoke emission standards any engines that are certified to PM emission standards or FELs at or below 0.07 g/kW-hr. We believe any engine that has such low PM emissions will have inherently low smoke emissions. No commenters disagreed with this position.

2. Maximum Test Speed

We are changing how test cycles are specified. As proposed, we are applying the existing definition of maximum test speed in 40 CFR part 1065 to nonroad CI engines. This definition of maximum test speed is the single point on an engine's normalized maximum power versus speed curve that lies farthest away from the zero-power, zero-speed point. This is intended to ensure that the maximum speed of the test is representative of actual engine operating characteristics and is not improperly used to influence the parameters under which their engines are certified. In establishing this definition of maximum test speed, it was our intent to specify the highest speed at which the engine is likely to be operated in use. Under normal circumstances this maximum test speed should be close to the speed at which peak power is achieved.

However, in past discussions, some manufacturers have indicated that it is possible for the maximum test speed to be unrepresentative of in-use operation. Since we were aware of this potential during the original development of this definition, we included provisions to address issues such as these. Part 1065 allows EPA to modify test procedures in situations where the specified test procedures would otherwise be unrepresentative of in-use operation. Thus, in cases in which the definition of maximum test speed resulted in an engine speed that was not expected to occur with in-use engines, we would work with the manufacturers to determine the maximum speed that would be expected to occur in-use (see regulations at 40 CFR 1065.10 (c)).

3. Improvements to the Test Procedures

As we proposed, we are making changes to the test procedures to improve the precision of emission measurements. These changes address the potential effect of measurement precision on the feasibility of the standards. It is important to note that these changes are not intended to bias results high or low, but only to improve the precision of the measurements. Based on our experience with these modified test procedures, and our discussions with manufacturers about their experiences, we are confident that these changes will not affect the stringency of the standards. These changes are summarized briefly here. The rationale for the changes are discussed in detail elsewhere. The changes affecting Constant Volume Sampling (CVS) and PM testing are discussed in a memo to the docket (Air Docket A-99-06, IV-B-11), which was originally submitted in support of the recent highway heavy-duty diesel engine rule (66 FR 5001, January 18, 2001).

In general, we are applying the highway heavy-duty engine test procedures to nonroad CI engines in this rulemaking. Many of the specific changes being adopted are to the PM sampling procedures. The PM procedures are the procedures finalized as part of the highway heavy-duty diesel engine rule (66 FR 5001, January 18, 2001). These include changes to the type of PM filters that are used and improvements in how PM filters are weighed before and after emission measurements, including requirements for more precise microbalances.

It is also worth noting that we intend to make additional improvements to the test procedures in a separate rulemaking that will be proposed later this year to incorporate the latest measurement

technologies. Many of the improvements being considered were discussed in the previously-mentioned memo to the docket (Air Docket A-99-06, IV-B-11). We recognize the importance of these improvements for use in testing by nonroad diesel engine manufacturers and EPA. However, since we expect that the changes would also apply to many nonroad spark-ignition engine manufacturers, it is appropriate to conduct a separate notice and comment rulemaking for all affected parties. We remain committed to incorporating appropriate additional improvements to the test procedures. We have placed into the docket a draft revised version of part 1065 that represents our current thinking on appropriate testing regulations.

H. Engine Power

Currently, rated power and power rating are undefined, and we are concerned that this makes the applicability of the standards too subjective and confusing. One manufacturer may choose to define rated power as the maximum measured power output, while another may define it as the maximum measured power at a specific engine speed. Using this second approach, an engine's rated power may be somewhat less than the true maximum power output of the engine. Given the importance of engine power in defining which standards an engine must meet and when, we believe that it is critical that a singular power value be determined objectively according to a specific regulatory definition.

To address this, we proposed to add a definition of "maximum engine power" to the regulations. This term was to be used instead of previously undefined terms such as "rated power" or "power rating" to specify the applicability of the standards. The addition of this definition was intended to allow for more objective applicability of the standards. More specifically, we proposed that:

Maximum engine power means the measured maximum brake power output of an engine. The maximum engine power of an engine configuration is the average maximum engine power of the engines within the configuration. The maximum engine power of an engine family is the highest maximum engine power of the engines within the family.

During the comment period, manufacturers opposed the proposed definition. (We received no other comments on this issue.) The manufacturers correctly pointed out that they cannot know the average actual power of production engines when they

certify an engine family, because certification typically occurs before production begins. Therefore the definition of "maximum engine power" being finalized today relies primarily upon the manufacturer's design specifications and the maximum torque curve that the manufacturer expects to represent the actual production engines. This provision is specified in a new section 40 CFR 1039.140. Under this approach the manufacturer would take the torque curve that is projected for an engine configuration, based on the manufacturer's design and production specifications, and convert it into a "nominal power curve" that would relate the maximum power that would be expected to engine speed when a production engine is mapped according to our specified mapping procedures. The maximum engine power is being defined as the maximum power point on that nominal power curve.

Manufacturers will be required to report the maximum engine power of each configuration in their applications for certification. As with other engine parameters, manufacturers will be required to ensure that the engines that they produce under the certificate have maximum engine power consistent with those described in their applications. However, since we recognize that variability is a normal part of engine production, we will not require that all production engines have exactly the power specified in the application. Instead, we will only require that the power specified in the application be within the normal range of powers of the production engines. Typically, we would expect the specified power to be within one standard deviation of the mean power of the production engines. If a manufacturer determines that the specified power is outside of the normal range, we may require the manufacturer to change the settings of the engines being produced and/or amend the application for certification. In deciding whether to require such amendment, we would consider the degree to which the specified power differed from the production engines, the normal power variability for those engines, whether the engine used or generated emission credits, and whether the error affected which standards applied to the engine.

The preceding discussion presumes that each manufacturer will develop its production processes to produce the engines described in the application. If a manufacturer were to intentionally produce engines different than those described in the application, we would consider the application to be fraudulent, and could void the certificate *ab initio* for those engines.

For example, for engines that use emission credits, this could occur if a manufacturer deliberately biased its production variability so that the engines have higher average power than described in the application. If we voided the certificate for those engines the manufacturer would be subject to large fines and any other appropriate enforcement provisions for each engine.

Finally, in light of some of the comments that we received, it is worth clarifying that the maximum engine power will not be used during engine testing. It is only used to define power categories and calculate ABT emission credits.

I. Auxiliary Emission Control Devices and Defeat Devices

Existing nonroad regulations prohibit the use of a defeat device (see 40 CFR 89.107) in nonroad diesel engines. The defeat device prohibition is intended to ensure that engine manufacturers do not use auxiliary emission control devices (AEC) which sense engine operation in a regulatory test procedure and as a result reduce the emission control effectiveness of that procedure.⁸⁴ In today's notice we are supplementing existing nonroad test procedures with a transient engine test cycle and NTE emission standards with associated test requirements. As such, the Agency believes that a clarification of the existing nonroad diesel engine regulations regarding defeat devices is required in light of these additional emission test requirements. The defeat device prohibition makes it clear that AECs which reduce the effectiveness of the emission control system are defeat devices, unless one of several conditions is met. One of these conditions is that an AEC which operates under conditions "included in the test procedure" is not a defeat device.⁸⁵ While the existing defeat device definition does contain the term "test procedure," and therefore should be interpreted as including the supplemental testing requirements, we want to make it clear that both the supplemental transient test cycle and NTE emission test procedures are

⁸⁴ Auxiliary emission control device is defined at 40 CFR 89.2 as "any element of design that senses temperature, vehicle speed, engine RPM, transmission gear, or any other parameter for the purpose of activating, modulating, delaying or deactivating the operation of any part of the emission control system."

⁸⁵ 40 CFR 89.107(b)(1) states "Defeat device includes any auxiliary emission control device (AEC) that reduces the effectiveness of the emission control system under conditions which may reasonably be expected to be encountered in normal operation and use unless such conditions are included in the test procedure."

included within the defeat device regulations as conditions under which an operational AECD will not be considered a defeat device. Therefore, we are clarifying the defeat device regulations by specifying the appropriate test procedures (*i.e.*, the existing steady-state procedures and the supplemental tests). We are clarifying the engine manufacturers certification reporting requirements with respect to the description of AECDs. Under the previous nonroad engine regulations, manufacturers are required to provide a generalized description of how the emissions control system operates and a "detailed" description of each AECD installed on the engine (see 40 CFR 89.115(d)(2)). This change clarifies what is meant by "detailed."

For engines rated above 750 horsepower, the expanded interpretation of "included in the test cycle" extends only to the NTE because we are not requiring these engine to be tested over the supplemental transient test cycle. Transient emissions control strategies that are substantially included in the NTE will be considered to comply with the defeat device criteria. For instances where transient emissions control strategies are not well represented over the official test requirements, we will rely on the defeat device provisions to ensure appropriate transient off-cycle emissions control. The defeat device provisions restrict the ability of manufacturers to reduce the level of emissions control during transient operation compared to that employed over the steady state cycle. In order to evaluate transient emissions control strategies for compliance with the defeat device provisions, we are requiring manufacturers to submit information which indicates how transient emissions are controlled during normal operation and use. Information that would adequately fulfill this requirement includes but is not limited to:

A. Emissions data gathered with portable emissions measurement systems from in-service engines operating over a broad range of typical transient conditions;

B. Emissions data generated under laboratory conditions representing a broad range of typical transient operation;

C. Transient test cycle results from certified engines rated at or below 750 horsepower which share nearly identical transient emissions control strategies;

D. Base emissions control maps along with an explanation for differences in control between portions of the map substantially included in the steady-

state test cycle and that which is predominately associated with transient operation;⁸⁶

E. A comparative analysis of the base emissions control maps from certified engines rated at or below 750 horsepower and those rated over 750 horsepower.

We will use this information to determine the degree to which the design and effectiveness of the transient emissions control system compares to the control demonstrated over the steady-state cycle as well as the transient control used for certified engines at or below 750 horsepower where compliance over the transient cycle is required.

A thorough disclosure of the presence and purpose of AECDs is essential in allowing EPA to evaluate the AECD and determine whether it represents a defeat device. Clearly, any AECD which is not fully identified in the manufacturer's application for certification cannot be appropriately evaluated by EPA and therefore cannot be determined to be acceptable by EPA. Our clarifications to the certification application requirements include additional detail specific to those AECDs which the manufacturer believes are necessary to protect the engine or the equipment in which it is installed against damage or accident ("engine protection" AECDs). While the definition of a defeat device allows as an exception strategies needed to protect the engine and equipment against damage or accident, we intend to continue our policy of closely reviewing the use of this exception. In evaluating whether a reduction in emissions control effectiveness is needed for engine protection, EPA will closely evaluate the actual technology employed on the engine family, as well as the use and availability of other emission control technologies across the industry, taking into consideration how widespread the use is, including its use in similar engines and similar equipment. While we have specified additional information related to engine protection AECDs in the regulations, we reserve the right to request additional information on a case-by-case basis as necessary.

In the last several years, EPA has issued extensive guidance on the disclosure of AECDs for both highway and nonroad diesel engine manufacturers. These provisions do not impose any new certification burden on engine manufacturers, rather, it clarifies the existing certification application

regulations by specifying what type of information manufacturers must submit regarding AECDs.

Finally, we take this opportunity to emphasize that the information submitted must be specific to each engine family. The practice of describing AECDs in a "common" section, wherein the strategies are described in general for all the manufacturer's engines, is acceptable as long as each engine family's application contains specific references to the AECDs in the common section which clearly indicate which AECDs are present on that engine family, and the application contains specific calibration information for that engine family's AECDs. The regulatory requirements can be found at 40 CFR 89.115(d)(2) in today's notice.

J. Not-To-Exceed Requirements

In today's action we are finalizing not-to-exceed (NTE) emission standards for all new nonroad diesel engines subject to the Tier 4 emissions standards beginning in 2011. These NTE standards and requirements are largely identical to the NTE provisions we proposed, except as noted below.

The NTE standards and test procedures are being finalized to help ensure that nonroad diesel emissions are controlled over the wide range of speed and load combinations commonly experienced in-use. EPA has similar NTE standards for highway heavy-duty diesel engines, compression ignition marine engines, and nonroad spark-ignition engines. The NTE requirements supplement the existing steady-state test as well as the new transient test which is also being finalized today.

The NTE standards and test procedures which we proposed, and which we are finalizing, are derived from similar NTE standards and test procedures which EPA adopted for highway heavy-duty diesel engines. In the proposal, we requested comment on an alternative NTE test procedure approach (see 68 FR 28369, May 23, 2003). As discussed in the proposal, the two NTE approaches would result in the same overall level of emission control, but the implementation of each approach from an in-use measurement and data gathering perspective are quite different. We have decided not to finalize this alternative approach. This decision is based primarily on our belief that nonroad engine manufacturers will more easily transfer the knowledge and experience gained from the highway NTE implementation (which begins in 2007) to the nonroad program if the two programs have similar requirements. For additional discussion regarding our

⁸⁶ Base emissions control maps describe the modulation of an emissions control parameter as a function of changing engine speed and torque.

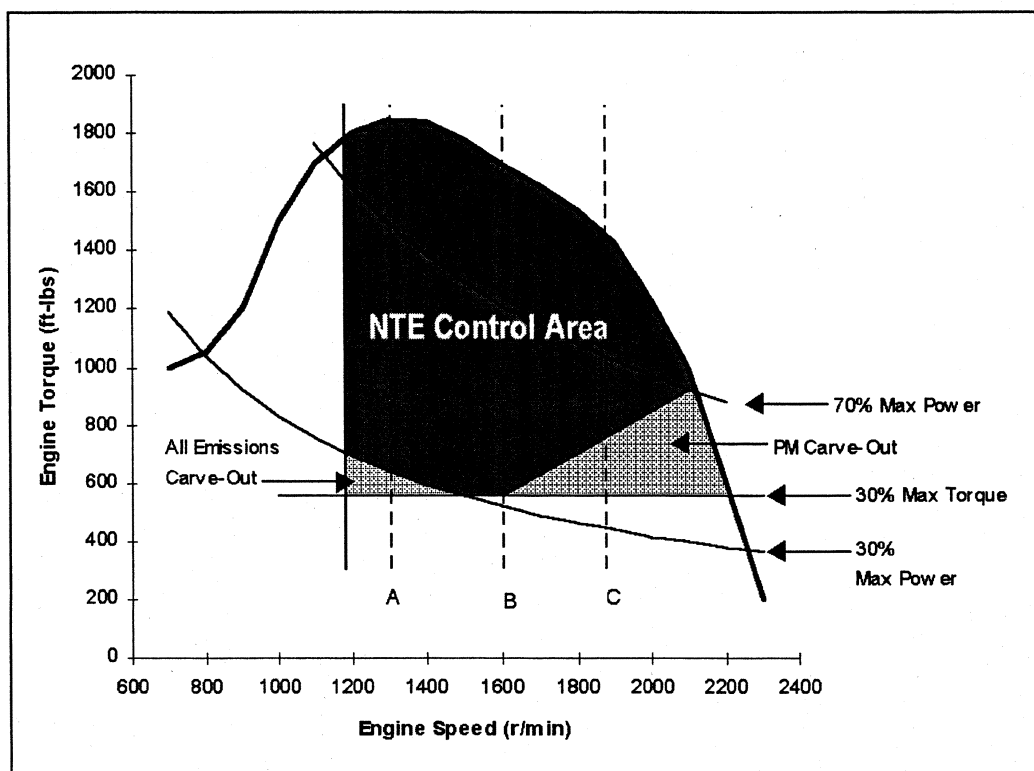
decision to not finalize the alternative approach, please see the Summary and Analysis of Comments.

The NTE requirements establish an area (the "NTE zone" or "NTE control area") under the torque curve of an engine where emissions must not

exceed a specified value for any of the regulated pollutants.⁸⁷ An illustrative NTE zone is shown in Figure III.J-1.

Figure III.J-1: Example NTE Control Area

Note: PM Carve-Out region only applies for engines with a PM standard or FEL greater than or equal to 0.05 g/bhp-hr



The NTE standard applies during any conditions that could reasonably be expected to be seen by that engine in normal operation and use, within certain broad ranges of real ambient conditions. The NTE requirements will help to ensure emission benefits over the full range of in-use operating conditions. The NTE being finalized today for nonroad contains the same basic provisions as the highway NTE. This NTE control area is defined in the same manner as the highway NTE control area, and is therefore a subset of the engine's possible speed and load operating range. The NTE standard applies to emissions sampled during a time duration as small as 30 seconds. The NTE standard requirements for nonroad diesel engines are summarized below and specified in the regulations at 40 CFR 1039.101 and 40 CFR 1039.515. These requirements will take effect as early as 2011, as shown in table III.J-1.

The NTE standard applies to engines at the time of certification as well as in use throughout the useful life of the engine.

TABLE III.J-1.—NTE STANDARD IMPLEMENTATION SCHEDULE

Power category	NTE implementation model year ^a
<25 hp	2013
25–75 hp	2013 ^b
75–175 hp	2012
175–750 hp	2011
>750 hp	2011

Notes:

^a The NTE applies for each power category once Tier 4 standards are implemented, such that all engines in a given power category are required to meet NTE standards.

^b The NTE standard would apply in 2012 for any engines in the 50–75 hp range which choose not to comply with the proposed 2008 transitional PM standard.

The NTE test procedure can be run in nonroad equipment during field operation or in an emissions testing laboratory using an appropriate dynamometer. The test itself does not involve a specific operating cycle of any specific length; rather, it involves nonroad equipment operation of any type which could reasonably be expected to occur in normal nonroad equipment operation that could occur within the bounds of the NTE control area. The nonroad engine is operated under conditions that may reasonably be expected to be encountered in normal operation and use, including operation under steady-state or transient conditions and under varying ambient conditions. Emissions are averaged over a minimum time of thirty seconds and then compared to the applicable emission standard. The NTE standard applies over a wide range of ambient conditions, including up to an altitude

⁸⁷ Torque is a measure of rotational force. The torque curve for an engine is determined by an engine "mapping" procedure specified in the Code

of Federal Regulations. The intent of the mapping procedure is to determine the maximum available torque at all engine speeds. The torque curve is

merely a graphical representation of the maximum torque across all engine speeds.

of 5,500 feet above-sea level at ambient temperatures as high as 86 deg. F, and at sea-level up to ambient temperatures as high as 100 deg. F. The specific temperature and altitude conditions under which the NTE applies, as well as the methodology for correcting emissions results for temperature and/or humidity, are specified in the regulations.

For new nonroad diesel engines subject to the NTE standards, we will require that manufacturers state in their application for certification that they are able to meet the NTE standards under all conditions that may reasonably be expected to occur in normal equipment operation and use. Manufacturers will have to maintain a detailed description of any testing, engineering analysis, and other information that forms the basis for their statement. We believe that there is a variety of information that a manufacturer could use as a reasonable basis for a statement that engines are expected to meet NTE standards. For example, a reasonable basis could include data from laboratory steady-state and transient test cycle operation, a robust engine emissions map derived from laboratory testing (*e.g.*, an emissions map of similar resolution to the engine's base fuel injection timing map) and technical analysis relying on good engineering judgment which are sufficient, in combination, to project emissions levels under NTE conditions reasonably expected to be encountered in normal operation and use. Data generated from in-use nonroad equipment testing to determine emission levels could, at the manufacturer's option, also be part of this combination. However, a reasonable basis for the manufacturer's statement does not require in-use emissions test data. This statement could reasonably be based solely on laboratory test data, analysis, and other information reasonably sufficient to support a conclusion that the engine will meet the NTE under conditions reasonably expected to be encountered in normal vehicle operation and use. If a

manufacturer has relevant in-use nonroad emissions test data, it should be taken into consideration by the manufacturer in developing the basis for its statement.

In addition, as we proposed, we are finalizing a transition period during which a manufacturer could apply for an NTE deficiency for a nonroad diesel engine family. The NTE deficiency provisions would allow the Administrator to accept a nonroad diesel engine as compliant with the NTE standards even though some specific requirements are not fully met. We are finalizing these NTE deficiency provisions because we believe that, despite the best efforts of manufacturers, for the first few model years it is possible some manufacturers may have technical problems that are limited in nature but cannot be remedied in time to meet production schedules. We are not limiting the number of NTE deficiencies a manufacturer can apply for during the first three model years for which the NTE applies. For the fourth through the seventh model year after which the NTE standards are implemented, a manufacturer could apply for no more than three NTE deficiencies per engine family. Within an engine family, NTE deficiencies must be applied for on an engine model or power rating basis; however, the same deficiency when applied to multiple ratings or models counts as a single deficiency within an engine family. No deficiency may be applied for or granted after the seventh model year. The NTE deficiency provision will only be considered for failures to meet the NTE requirements. EPA will not consider an application for a deficiency for failure to meet the FTP or supplemental transient standards.

Similar to the 2007 highway HD rule, we are also finalizing a provision which would allow a manufacturer to exclude defined regions of the NTE engine control zone from NTE compliance if the manufacturer could demonstrate that the engine, when installed in a specified nonroad equipment

application(s), is not capable of operating in such regions. We have also finalized a provision which would allow a manufacturer to petition the Agency to limit testing in a defined region of the NTE engine control zone during NTE testing. This optional provision would require the manufacturer to provide the Agency with in-use operation data which the manufacturer could use to define a single, continuous region of the NTE control zone. This single area of the control zone must be specified such that operation within the defined region accounts for 5 percent or less of the total in-use operation of the engine, based on the supplied data. Further, to protect against "gaming" by manufacturers, the defined region must generally be elliptical or rectangular in shape, and share a boundary with the NTE control zone. If approved by EPA, the regulations then disallow testing with sampling periods in which operation within the defined region constitutes more than 5.0 percent of the time-weighted operation within the sampling period.

The NTE numerical standard is a function of FTP emission standards contained in today's final rule, which standards are described in section II. As with the NTE standards we have established for the 2007 highway rule, the nonroad NTE standard is determined as a multiple of the engine families' underlying FTP emission standard. In addition, as with the 2007 highway standard, the multiple is either 1.25 or 1.5, depending on the emission pollutant type and the value of the FTP standard (or the engine families' FEL). These multipliers are based on EPA's assessment of the technological feasibility of the NTE standard, and our assessment that as the underlying FTP standard becomes more stringent, the NTE multiplier should increase (from 1.25 to 1.5). The FTP standard or FEL thresholds for the NTE standard's 1.25x multiplier and the 1.5x multiplier are specified for each regulated emission in table III.J-2.

TABLE III.J-2.—THRESHOLDS FOR APPLYING NTE STANDARD OF 1.25X FTP STANDARD VS. 1.5X FTP STANDARD

Emission	Apply 1.25x NTE when . . .	Apply 1.5x when . . .
NO _x	NO _x std or FEL ≥ 1.9 g/bhp-hr	NO _x std or FEL < 1.9 g/bhp-hr
NMHC	NO _x std or FEL ≥ 1.9 g/bhp-hr	NO _x std or FEL < 1.9 g/bhp-hr
NO _x +NMHC	NMHC+NO _x std or FEL ≥ 2.0 g/bhp-hr	NMHC+NO _x std or FEL < 2.0 g/bhp-hr
PM	PM std or FEL ≥ 0.05 g/bhp-hr	PM std or FEL < 0.05 g/bhp-hr
CO	All stds or FELs	No stds or FELs

For example, beginning in 2011, the NTE standard for engines meeting a FTP

PM standard of 0.01 g/bhp-hr and a FTP NO_x standard of 0.30 g/bhp-hr would be

0.02 g/bhp-hr PM and 0.45 g/bhp-hr NO_x. In the NPRM, we proposed a NO_x

threshold value of 1.5 g/bhp-hr as the value at which the NTE multiplier would switch from 1.5 to 1.25.

We proposed this NO_x emission threshold level (1.5 g/bhp-hr) primarily because it is the same value as we finalized for the highway NTE. As shown in table III.J-2, we have finalized a threshold value of 1.9 g/bhp-hr NO_x for nonroad engines. We have finalized this higher NO_x threshold based on the differences in the emission performance of NO_x control technologies between highway and nonroad diesel engines. Specifically, nonroad diesel NO_x standards have traditionally been higher than the equivalent highway NO_x standard due primarily to the effectiveness of charge-air-cooling and the lack of ram-air for nonroad applications. For example, the nonroad Tier 3 NMHC+NO_x standards are higher than the 2004 heavy-duty highway standards (e.g., 3.0 g/bhp-hr vs. 2.5 g/bhp-hr), and the Tier 4 NO_x standard is higher than the 2007 heavy-duty highway standard (e.g., 0.3 g/bhp-hr vs. 0.2 g/bhp-hr). We expect that the nonroad Tier 3 standard for engines above 100 hp will require NO_x levels of approximately 2.5 g/bhp-hr and we expect that for the 2004 highway heavy-duty standards, NO_x levels are approximately 2 g/bhp-hr. In both cases, these emission levels are the building blocks for the next set of EPA standards (e.g., Tier 4 for nonroad and 2007 for highway). Because the nonroad Tier 3 NO_x emission levels are expected to be approximately 25 percent greater than the 2004 highway level (2.5 vs 2), we believe that the NTE NO_x multiplier threshold for nonroad should be 25 percent greater for nonroad as compared to highway. For these reasons, we have finalized a NO_x multiplier threshold of 1.9 g/bhp-hr, which is 25 percent greater than the highway multiplier threshold.

In addition, as proposed, we are finalizing a number of specific engine operating conditions during which the nonroad NTE standard would not apply. The exact criteria for these conditions are defined in the regulations, but in summary: the NTE does not apply during engine start-up conditions; the NTE does not apply during very cold engine intake air temperatures for EGR-equipped engines during which the engine may require an engine protection strategy; and, finally, for engines equipped with NO_x and/or NMHC aftertreatment (such as a NO_x adsorber), the NTE does not apply during warm-up conditions for the exhaust emission control device. Finally, while we did not propose this, we are finalizing the NTE PM carve-out provisions for engines which will not require PM

filters. The PM only carve-out is a sub-region of the NTE zone in which the NTE PM standard does not apply. Figure III.J-1 contains an illustration of the PM carve-out. This is a region of high engine speed and low engine torque during which engine-out PM emissions are difficult to control to levels below the PM NTE standard. The dimensions of the PM carve-out are specified in the regulations. For engines equipped with a PM filter, compliance with the PM NTE standard in this region is achievable due to the highly efficient PM reduction capabilities of the CDPF technology. However, for engines in the under 25 hp category, for which we have established Tier 4 emission standards that do not require the use of a PM filter, PM control in this sub-region of the NTE zone with conventional PM reduction technologies may not be achievable. Therefore, as we allowed with highway heavy-duty engines certifying to the 0.1 g/bhp-hr standard, we have created a PM carve-out for nonroad engines that use in-cylinder PM control technologies. Specifically, the PM carve-out applies to engines meeting a PM standard or FEL greater than or equal to 0.05 g/bhp-hr.

K. Investigating and Reporting Emission-Related Defects

In 40 CFR part 1068, subpart F, we are adopting defect reporting requirements that obligate manufacturers to tell us when they learn that emission-control systems are defective and to conduct investigations under certain circumstances to determine if an emission-related defect is present. Under these defect-reporting requirements, manufacturers must track available warranty claims and any other available information from dealers, hotlines, diagnostic reports, or field-service personnel to identify possible defects. If the number of possible defects exceeds certain thresholds, they must investigate future warranty claims and other information to establish whether these are actual defects.

We believe the investigation requirement in this rule will allow both EPA and the engine manufacturers to fully understand the significance of any unusually high rates of warranty claims for systems or parts that may have an impact on emissions. In the past, defect reports were submitted based on a very low threshold with the same threshold applicable to all size engine families and with little information about the full extent of the problem. The new approach should result in fewer overall defect reports being submitted by manufacturers than would otherwise be required under the old defect-reporting

requirements because the number of defects triggering the submission requirement rises with the engine family size. The new approach may trigger some additional reports for small-volume families, but the percentage-based approach will ensure that investigations and reports correspond to issues that are likely to be significant.

Part 1068, subpart F, is intended to require manufacturers to use information we would expect them to keep in the normal course of business. We believe in most cases manufacturers will not be required to institute new programs or activities to monitor product quality or performance. A manufacturer that does not keep warranty or replacement part information may ask for our approval to use an alternate defect-reporting methodology that is at least as effective in identifying and tracking possible emission-related defects as the requirements of 40 CFR 1068.501. Thus manufacturers will have the flexibility to develop defect tracking and reporting programs that work better for their standard business practices. However, until we approve such a request, the thresholds and procedures of subpart F continue to apply.

Manufacturers may also ask for our approval to use an alternate defect-reporting methodology when the requirements of 40 CFR 1068.501 can be demonstrated to be highly impractical or unduly burdensome. In such cases, we will generally allow alternate methodologies that are at least as effective in identifying, correcting, and informing EPA of possible emission-related defects as the requirements of 40 CFR 1068.501. We expect this flexibility to be useful in special circumstances such as when new models of very large engines are introduced for the first time. In this situation, it may be appropriate to allow an alternate defect reporting method because the high cost of these engines often makes it impractical to build and test large numbers of prototype engines. The initial production of these engines can have similar defect rates to the high levels often associated with prototype engines. While we are concerned about such defects and want to be kept informed about them, it is not clear that our basic program would be the best way to address these defects. In such cases, we believe it may be more appropriate for manufacturers to propose an alternative approach that consolidates reports on a regular interval, such as quarterly, and identifies obvious early-life defects without a formal tracking process. In general, we would encourage manufacturers to propose an alternate

approach to ensure that these defects are properly addressed while minimizing the associated burden.

Issues related to parts shipments received the most attention from commenters who pointed out that the proposed requirement to track shipments of all emission-related components was overly burdensome and not likely to reveal useful information. We have concluded that it is not appropriate to use parts shipments as a quantitative indicator to evaluate whether manufacturers exceed the threshold that would trigger an investigation. We generally agree with manufacturers concerns that parts-shipments data would be too difficult to evaluate, for example, because parts are often shipped for stocking purposes, parts are installed in compliant and

noncompliant products (such as exported engines), and part shipments are generally not identifiable by model year. The final rule therefore requires manufacturers to pursue a defect investigation if the number of shipped parts is higher than the manufacturer would expect based on historical shipment levels, specifications for scheduled maintenance, or other factors.

We have modified the proposed thresholds to address concerns that manufacturers would be required to investigate and report defects too frequently. For engines under 750 hp, we are adopting investigation thresholds of 10 percent of total production or 50 engines, whichever is greater, for any single engine family in one model year. Similarly, we are adopting defect-reporting thresholds of 2 percent of total

production or 20 engines, whichever is greater. For engines over 750 hp, the same percentage thresholds apply, but we are extending the percentage values down to smaller engine families to reflect their disproportionate contribution to total emissions. For these engines, the absolute thresholds are 25 engines for investigations and 10 or 15 engines for defects (see table III.K-1). We believe these thresholds adequately balance the desire to document emission-related defects without imposing an unreasonable reporting burden. Also, we believe this approach to adopting thresholds adequately addresses reporting requirements for aftertreatment and non-aftertreatment components.

TABLE III.K-1.—INVESTIGATION AND DEFECT-REPORTING THRESHOLDS FOR VARYING SIZES OF ENGINE FAMILIES¹

Engine size	Investigation threshold	Defect-reporting threshold
≤750 hp	less than 500: 50	less than 1,000: 20
	500–50,000: 10%	1,000–50,000: 2%
	50,000+: 5,000	50,000+: 1,000
>750 hp	less than 250: 25	less than 150: 10
	250+: 10%	150–750: 15
		750+: 2%

Notes:

¹ For varying sizes of engine families, based on sales per family in a given model year.

EMA also expressed concern about the existing regulatory language in 40 CFR 1068.501(b)(3), which states that manufacturers must “consider defects that occur within the useful life period, or within five years after the end of the model year, whichever is longer.” However, this provision has no effect on the diesel engines subject to the Tier 4 standards being adopted today, since they all have useful lives of at least five years. We recognize that this issue may be relevant to engine categories that do not have five-year useful lives, such as small SI engines, and will consider these concerns in our future regulation of such engines.

When manufacturers start an investigation, they must consider any available information that would help them evaluate whether any of the possible defects that contributed to triggering the investigation threshold would lead them to conclude that these were actual defects. Otherwise, manufacturers are expected to look prospectively at any possible defects and attempt to determine whether these are actual defects. Also, during an investigation, manufacturers should use appropriate statistical methods to project defect rates if they are unable to collect information to evaluate possible

defects, taking steps as necessary to prevent bias in sampled data (or making adjusted calculations to take into account any bias that may remain). For example, if 75 percent of the components replaced under warranty are available for evaluation, it would be appropriate to extrapolate known information on failure rates to the components that are unavailable for evaluation.

The second threshold in 40 CFR 1068.501 specifies when a manufacturer must report that there is an emission-related defect. This threshold involves a smaller number of engines because each possible occurrence has been screened to confirm that it is in fact an emission-related defect. In counting engines to compare with the defect-reporting threshold, the manufacturer generally considers a single engine family and model year. Where information cannot be differentiated by engine family and model year, the manufacturer must use good engineering judgment to evaluate whether the information leads to a conclusion that the number of defects exceeds the applicable thresholds. However, when a defect report is required, the manufacturer must report all occurrences of the same defect in all engine families and all model years.

If the number of engines with a specific defect is found to be less than the threshold for submitting a defect report, but information such as warranty data later indicates that there may be additional defective engines, all the information must be considered in determining whether the threshold for submitting a defect report has been met. If a manufacturer has actual knowledge from any source that the threshold for submitting a defect report has been met, a defect report must be submitted even if the trigger for investigating has not yet been met. For example, if manufacturers receive from their dealers, technical staff or other field personnel information showing conclusively that there is a recurring emission-related defect, they must submit a defect report.

If manufacturers trigger the threshold to start an investigation, they must promptly and thoroughly investigate whether their parts are defective, collecting specific information to prepare a report describing their conclusions. Manufacturers must send the report if an investigation concludes that the number of actual defects did not exceed reporting thresholds. Manufacturers must also send these as status reports twice annually during an investigation. After investigating for

several months, or perhaps a couple years, it may become clear that the problems that triggered the investigation will never show enough actual defects to trigger a defect report. In this case, the manufacturer would send us a report justifying this conclusion.

In general, we believe this updated approach to defect reporting will decrease the number of defect reports submitted by manufacturers overall while significantly improving their quality and their value to both EPA and the manufacturer.

Note that misbuilds are a special type of emission-related defect. An engine that is not built consistent with its application for certification violates the prohibited act of introducing into commerce engines that are not covered by a certificate of conformity.

L. Compliance With the Phase-In Provisions

In section II we described the NO_x and NMHC standards phase-in schedule, which is intended to allow engine manufacturers to phase-in their new advanced technology engines, while they phase-out existing engines. This phase-in requirement is based on percentages of a manufacturer's production for the U.S. market. We recognize, however, that manufacturers need to plan for compliance well in advance of the start of production, and that actual production volumes for any one model year may differ from their projections. On the other hand, we believe that it would be inappropriate and infeasible to base compliance solely on a manufacturer's projections. That could encourage manufacturers to overestimate their production of complying phase-in engines, and could result in significantly lower emission benefits during the phase-in. In response to these concerns, we proposed to initially only require nonroad diesel manufacturers to project compliance with the phase-in based on their projected production volumes, provided that they made up any deficits (in terms of percent of production) the following year. We received no comments on this issue and are finalizing it as proposed.

Because we expect that a manufacturer making a good-faith projection of sales would not be very far off of the actual production volumes, we are limiting the size of the deficit that would be allowed, as in the highway program. In all cases, the manufacturer would be required to produce at least 25% of its production in each phase-in power category as "phase-in" engines (meeting the NO_x and NMHC standards or demonstrating compliance through

use of ABT credits) in the phase-in years (after factoring in any adjustments for early introduction engine credits; see section III.M). This minimum required production level would be 20% for the 75–175 hp category if a manufacturer exercises the option to comply with a reduced phase-in schedule in lieu of using banked Tier 2 ABT credits, as discussed in section III.A.1.b. Another important restriction is that manufacturers would not be allowed to have a deficit in the year immediately preceding the completion of the phase-in to 100%. This would help ensure that manufacturers are able to make up the deficit. Since they could not produce more than 100% low-NO_x engines after the final phase-in year, it would not be possible to make up a deficit from this year. These provisions are identical to those adopted in the highway HDDE program.

We are also finalizing the proposed "split family" allowance for the phase-in years. This provision, which is similar to a provision of the highway program, allows manufacturers to certify engine families to both the phase-in and phase-out standards. Manufacturers choosing this option must assign at the end of the model year specific numbers of engines to the phase-in and phase-out categories. All engines in the family must be labeled with the same NO_x and PM FELs, which apply for all compliance testing, and must meet all other requirements that apply to phase-in engines. Engines assigned to the phase-out category may generate emission credits relative to the phase-out standards.

M. Incentive Program for Early or Very Low Emission Engines

We believe that it is appropriate and beneficial to provide voluntary incentives for manufacturers to introduce engines emitting at very low levels early. Such inducements may help pave the way for greater and/or more cost effective emission reductions from future engines and vehicles. To encourage early introduction of low-emission engines, the proposal contained provisions to allow engine manufacturers to benefit from producing engines certified to the final (aftertreatment-based) Tier 4 standards prior to the 2011 model year, by being allowed to make fewer engines certified to these standards once the Tier 4 program takes effect, a concept that we are terming "engine offsets" to avoid confusion with ABT program credits. The number of offsets that could be generated would depend on the degree to which the engines are able to meet, or perform better than, the final Tier 4

standards. Commenters generally supported this approach, as long EPA ensures that compliance requirements for these engines are enforced.

However, one equipment manufacturer submitted comments suggesting that we should adopt a program that would provide incentives for equipment manufacturers to use the early Tier 4 engines in their equipment. For an early low-emission engine program to be successful, we agree that it is important to provide incentives to both the engine manufacturer and the equipment manufacturer, who may incur added cost to install and market the advanced engine in the equipment. As was pointed out in comments, the proposed program did not provide clear incentives to equipment manufacturers to use the (presumably more expensive) early low-emission engines. Therefore, we are adding such provisions. Section III.B.2.e describes these early Tier 4 engine incentive provisions under which equipment manufacturers can earn increased allowance flexibilities. Under those provisions, the engine manufacturer's incentive to produce the low-emitting engines will come from customers' demand for them, and from the fact that the engine manufacturer can earn ABT program credits for these engines in the same way as without these incentive provisions. If the equipment manufacturer does not wish to earn the increased allowance flexibilities, then the engine manufacturer would be allowed to use the provisions of the incentive program for early low-emission engines described below in this subsection, though to do so would require the forfeiture of any ABT credits earned by the subject engines, essentially to avoid double counting, as explained below. This engine manufacturer incentive program is being adopted as proposed, except for engines above 750 hp, for which the proposed program requires some adjustment to account for the approach we are taking to final standards.

As discussed in section II.A.4, the final rule does not phase in standards for engines above 750 hp as proposed, and instead adopts application-specific standards in 2011 and 2015. The 2011 standards are not based on advanced aftertreatment except for NO_x on engines above 1200 hp used in generator sets. To avoid overcomplication of the incentive program, which might discourage its use, we are not separating over and under 1200 hp generator set engines into separate groups for these provisions. Instead, any of these engines that meet the 2015 standards before 2015 can earn offsets. We are, however,

separating the generator set engines and non-generator set engines above 750 hp into separate groups, because we are deferring setting a NO_x standard for the latter that is based on use of advanced aftertreatment technology.

Table III.M-1 summarizes the requirements and available offsets for engine manufacturers in this program. As the purpose of the incentive is to encourage the introduction of clean technology engines earlier than required, we require that the emission standard levels actually be met, and met early, by qualifying engines to earn the

early introduction offsets. The regulations specify that the standards must be met without the use of ABT credits and actual production of the engines must begin by September 1 preceding the first model year when the standards would otherwise be applicable. Also, to avoid double-counting, as explained in the proposal, the early engines can earn either the engine offsets or the ABT emission credit, but not both. Note that this is different than the approach taken in the early Tier 4 engine incentive program for equipment manufacturers described

in section III.B.2.e, where incentives for both the engine manufacturer (ABT credits) and the equipment manufacturer (allowance flexibilities) are needed to ensure successful early introduction of clean engines. Because 15 ppm sulfur diesel fuel will be available on a widespread basis in time for 2007 (due to the requirements for on-highway heavy-duty engines), we are allowing engine manufacturers to begin certifying engines to the very low emission levels required to be eligible for this incentive program, beginning with the 2007 model year.

TABLE III.M-1.—PROGRAM FOR EARLY INTRODUCTION OF CLEAN ENGINES

Category	Engine group	Must meet ^a	Per-engine offset
Early PM-only ^b	25–75 hp	0.02 g/bhp-hr PM	1.5-to-1
	75–750 hp	0.01 g/bhp-hr PM	PM-only
	25–75 hp	0.02/3.5 g/bhp-hr PM/NMHC+NO _x .	
	75–750 hp	0.01/0.30/0.14 g/bhp-hr PM/NO _x /NMHC.	
	>750 hp generator set	0.02/0.50/0.14 g/bhp-hr PM/NO _x /NMHC	1.5-to-1
Early Engine ^b	>750 hp non-generator set	0.03/2.6/0.14 g/bhp-hr PM/NO _x /NMHC.	
Low NO _x Engine	>25 hp	as above for Early Engine, except must meet 0.15 g/bhp-hr NO _x standard.	2-to-1

Notes:

^a All engines must also meet the Tier 4 crankcase emissions requirements. Engines must certify using all test and other requirements (such as NRTC and NTE) otherwise required for final Tier 4 standards.

^b Offsets must be earned prior to the start of phase-in requirements in applicable engine groups (prior to 2013 for 25–75 hp engines, prior to 2012 for 75–175 hp engines, prior to 2011 for 175–750 hp engines, prior to 2015 for >750 hp engines).

For any engines being certified under this program before the 2011 model year using 15 ppm sulfur certification fuel, the manufacturer would have to meet the requirements described in section III.D, including demonstrating that the engine would indeed be fueled with 15 ppm sulfur fuel in the field. We expect this would occur through selling such engines into fleet applications, such as municipal maintenance fleets, large construction company fleets, or any such well-managed centrally-fueled fleet. While obtaining a reliable supply of 15 ppm maximum sulfur diesel fuel prior to the 2011 model year will be possible, it will require some effort by nonroad diesel machine operators. We therefore believe it is necessary and appropriate to provide a greater incentive for early introduction of clean diesel technology. Thus, as proposed, we would count one early engine (that is, an engine meeting the final Tier 4 standards) as offsetting 1.5 engines later. This means that fewer clean diesel engines than otherwise required may enter the market in later years, but, more importantly, it means that emission reductions would be realized earlier than under our base program. We believe that providing incentives for early emission reductions is a worthwhile goal for this program, because improving air quality is an

urgent need in many parts of the country as explained in section I, and because the early learning opportunity with new technologies can help to ensure a smooth transition to Tier 4 standards.

We are providing this early introduction offset for engines over 25 hp that meet all of today's Tier 4 emissions standards (NO_x, PM, and NMHC) in the applicable engine category. We are also providing this early introduction offset to engines that pull ahead compliance with only the PM standard. However, a PM-only early engine would offset only the PM standard for an offset-using engine. For engines in power categories with a percentage phase-in, this would correspond (during the phase-in years) to offset use for "phase-out" engines (those required to meet the new Tier 4 standard for PM but not for NO_x or NMHC). Engines using the PM-only offset would be subject to the other applicable Tier 4 emission standards, including applicable transient and NTE standards (see Section III.F) and crankcase requirements. The applicable PM standard and requirements for these PM-only offset-using engines would be those of Tier 3 (Tier 2 for 25–50 hp engines). PM-only offsets would not offset engines required to meet other Tier 4 standards such as the phase-in

NO_x and NMHC standards (since there is no reason for PM offsets to offset emissions of other pollutants). Tier 4 engines between 25 and 75 hp certified to the 2008 PM standard would not participate in this program, nor would engines below 25 hp, because they do not have advanced aftertreatment-based standards.

An important aspect of the early incentive provision is that it must be done on an engine count basis. That is, a diesel engine meeting new standards early would count as 1.5 such diesel engines later. This contrasts with a provision done on an engine percentage basis which would count one percent of diesel engines early as 1.5 percent of diesel engines later. Basing the incentive on an engine count alleviates any possible influence of fluctuations in engine sales in different model years.

Another important aspect of this program is that it is limited to engines sold prior to the 2013 model year for engines between 25 and 75 hp, prior to the 2012 model year for engines between 75 and 175 hp, and prior to the 2011 model year for engines between 175 and 750 hp. In other words, as in the highway program, nonroad diesel engines sold during the transitional "phase-in" model years would not be considered "early" introduction engines and would therefore be ineligible to

generate early introduction offsets. However, such engines and vehicles would still be able to generate ABT credits. Because the engines over 750 hp engines have no percent-of-production phase-in provisions, we are allowing offsets for early engines in any model year prior to 2015. For the same reason, there is no PM-only offset for these engines. As with the phase-in itself, and for the same reasons, an early introduction engine could only be used to offset requirements for engines in the same engine group (25–75 hp, 75–175 hp, 175–750 hp, >750 hp generator sets, and >750 hp non-generator sets) as the offset-generating engine.

As a further incentive to introduce clean engines and vehicles early, we are also adopting the proposed provision that gives engine manufacturers an early introduction offset equal to two engines during or after the phase-in years for engines with NO_x levels well below the final Tier 4 NO_x standard. This incentive applies for diesel engines achieving a 0.15 g/bhp-hr NO_x standard level (one-half of the aftertreatment-based standard for most engines) while also meeting the NMHC and PM standards. Due to the extremely low emission levels to which these engines and vehicles would need to certify, we believe that the double engine count offset is appropriate.

In the NPRM we asked for comment on whether or not we should extend the existing Blue Sky program that encourages the early introduction of engines with emission levels (as measured on a transient test) about 40% lower than the Tier 2 standards levels. See 68 FR at 28483. We received comments both for and against doing so, but no commenter provided substantive arguments or information. Given the very low emissions levels being adopted in Tier 4, we have decided not to extend the existing Blue Sky Series program, because it does not encourage engines emitting at such low emission levels.

N. Labeling and Notification Requirements

As explained in section II, the emissions standards will make it necessary for manufacturers to employ exhaust emission control devices that require very low-sulfur fuel (less than 15 ppm) to ensure proper operation. This action restricts the sulfur content of diesel fuel used in these engines. However, the 2008 emissions standards would be achievable with less sensitive technologies and thus it could be appropriate for those engines to use diesel fuel with up to 500 ppm sulfur. There could be situations in which vehicles requiring either 15 ppm fuel or

500 ppm may be accidentally or purposely misfueled with higher-sulfur fuel. Any of these misfueling events could seriously degrade the emission performance of sulfur-sensitive exhaust emission control devices, or perhaps destroy their functionality altogether.

In the highway rule, we adopted a requirement that heavy-duty vehicle manufacturers notify each purchaser that the vehicle must be fueled only with the applicable low-sulfur diesel fuel. We also required that diesel vehicles be equipped by the manufacturer with labels near the refueling inlet to indicate that low sulfur fuel is required. We are adopting similar requirements here.⁸⁸ Specifically, manufacturers will be required to notify each purchaser that the nonroad engine must be fueled only with the applicable low-sulfur diesel fuel, and ensure that the equipment is labeled near the refueling inlet to indicate that low sulfur fuel is required. We believe that these measures would help owners find and use the correct fuel and would be sufficient to address misfueling concerns. Thus, more costly provisions, such as fuel inlet restrictors, should not be necessary.

In general, beginning in model year 2011, nonroad engines will be required to use the Ultra Low Sulfur diesel fuel (with less than 15 ppm sulfur). Thus, the default label will state “ULTRA LOW SULFUR FUEL ONLY.” The labeling requirements for earlier model year Tier 4 engines are specified in § 1039.104(e). Some new labeling requirements for earlier model year Tier 3 engines are specified in 40 CFR 89.330(e). These requirements for earlier years generally require that engines and equipment be labeled consistent with the sulfur of the test fuel used for their certification. So where the engine is certified using Low Sulfur diesel fuel (with less than 500 ppm sulfur), the required label will state “LOW SULFUR FUEL ONLY.” See section III.D and the regulatory text for the other specific requirements related to labeling the earlier model years.

O. General Compliance

1. Good Engineering Judgment

The process of testing engines and preparing an application for certification requires the manufacturer to make a variety of judgments. This includes, for example, selecting test engines, operating engines between tests, and developing deterioration

factors. EPA has the authority to evaluate whether a manufacturer's use of engineering judgment is reasonable. The regulations describe the methodology we use to address any concerns related to how manufacturers use good engineering judgment in cases where the manufacturer has such discretion (see 40 CFR 1068.5). If we find a problem with a manufacturer's use of engineering judgment, we will take into account the degree to which any error in judgment was deliberate or in bad faith. If manufacturers object to a decision we make under this provisions, they are entitled to a hearing. This subpart is consistent with provisions already adopted for light-duty highway vehicles, marine diesel engines, industrial spark-ignition engines, and recreational vehicles.

2. Replacement Engines

In the proposal we included a provision allowing manufacturers to sell a new, noncompliant engine intended to replace an engine that fails in service. The proposed language closely mirrored the existing provisions in 40 CFR 89.1003(b)(7), except that it specified that manufacturers could produce new, noncompliant replacement engines if no engine from any manufacturer were available with the appropriate physical or performance characteristics. Manufacturers objected to this provision and requested that the final regulations follow the language in 40 CFR part 89, in which the manufacturer of the new engine confirm that no appropriate engine is available from its product line (or that of the manufacturer of the original engine, if that were a different company). We agree that the language from 40 CFR part 89 is appropriate, but we note two things to address remaining concerns that manufacturers could potentially use the replacement-engine provisions to produce large numbers of noncompliant products. First, we are including a specific statement in the regulations that manufacturers may not use the replacement-engine exemption to circumvent the regulations. Second, we plan to use the data-collection provision under 40 CFR 1068.205(d) to ask manufacturers to report the number of engines they sell under the replacement-engine exemption. Rather than adopting a specific data-reporting requirement, we believe this more flexible approach is most appropriate to allow us to get information to evaluate how manufacturers are using the exemption without imposing reporting requirements that may involve more or less information than is actually needed.

⁸⁸ We also required that highway vehicles be labeled on the dashboard. Given the type of equipment using nonroad CI engines, we are not adopting any dashboard requirement here.

3. Warranty

We are modifying 40 CFR 1068.115 regarding engine manufacturers' warranty obligations by removing paragraph (b). This paragraph addresses specific circumstances under which manufacturers may not deny emission-related warranty claims, while paragraph (a) of this section addresses the circumstances under which manufacturers may deny such claims. As described in our Summary and Analysis of Comments related to our November 8, 2002 final rule (67 FR 68242), we intended to adopt 40 CFR 1068.115 without this paragraph. We wanted to remove paragraph (b) because we agreed with a comment pointing out that publishing both paragraphs leaves ambiguous which provision applies if a situation applies that is not on either list. Since neither list can be comprehensive, we believe the provisions in paragraph (a) describing when manufacturers may deny warranty claims appropriately addresses the issue. As a result, paragraph (b) was inadvertently adopted as part of the November 2002 final rule.

4. Separate Catalyst Shipment

We are adopting provisions that will allow engine manufacturers to ship engines to equipment manufacturers where the engine manufacturer had not yet installed the aftertreatment or otherwise included it as part of the engine shipment. This allows the engine manufacturer to ship the engine without the aftertreatment; for example, in cases where it would be impractical to install aftertreatment devices on the engine before shipment or even ship products with the aftertreatment devices uninstalled along with the engine; or where shipping it already installed would require it to be disassembled and reinstalled when the engine was placed in the equipment. Today's final rule requires that the components be included in the price of the engine and

that the engine manufacturer provide sufficiently detailed and clear instructions so that the equipment manufacturer can readily install the engine and its ancillary components in a configuration covered under the certificate of conformity held by the engine manufacturer. We are also requiring that the engine manufacturer have a contractual agreement obligating the equipment manufacturer to complete the final assembly into a certified configuration. The engine manufacturer must ship any components directly to the equipment manufacturer or arrange for their shipment from a component supplier. The engine manufacturer must tag the engines and keep records. The engine manufacturer must obtain annual affidavits from each equipment manufacturer as to the parts and part numbers that the equipment manufacturer installed on each engine and must conduct a limited number of audits of equipment manufacturers' facilities, procedures, and production records to monitor adherence to the instructions it provided. Where an equipment manufacturer is located outside of the U.S., the audits may be conducted at U.S. port of distribution facilities.

The rule also contains various provisions establishing responsibility for proper installation. Where the engines are not in a certified configuration when installed in nonroad equipment because the equipment manufacturer used improper emission-control devices or failed to install the shipped parts or failed to install the devices correctly, then both the engine manufacturer and the installer have responsibility. For the engine maker, the exemption is void for those engines that are not in their certified configuration after installation. We may also suspend or revoke the exemption for future engines where appropriate, or void the exemption for the entire engine family.

The installer is also liable. We may find the equipment manufacturer to be in violation of the tampering prohibitions at 40 CFR 1068.101(b)(1) for the improper installation, which could subject it to substantial civil penalties. In any event, the engine manufacturer remains liable for the in-use compliance of the engine as installed. For example, it has responsibility for the emission-related warranty, including for the aftertreatment, and is responsible for any potential recall liability. However, if noncompliance of the in-use engines stems from improper installation of the aftertreatment, then the tampering that occurred by the installer may remove recall liability. Where the engine manufacturer had complied with the regulations and the failure was solely due to the equipment manufacturer's actions, we would not be inclined to revoke or suspend the exemption or to void the exemption for the entire engine family. We may deny the exemption for future model years if the engine manufacturer does not take action to address the factors causing the nonconformity. On the other hand, if the manufacturer failed to comply, had shipped improper parts, had provided instructions that led to improperly installed parts, or had otherwise contributed to the installation of engines in an uncertified configuration, we might suspend, revoke, or void the exemption for the engine family. In this case, the engine manufacturer would be subject to substantial civil penalties.

P. Other Issues

We are also making other minor changes to the compliance program. These changes are summarized in table III.Q-1 below. For more information about these changes, you should read the NPRM and Summary and Analysis of Comments for this rulemaking. We believe that these changes are straightforward and noncontroversial.

TABLE III.Q-1.—REGULATORY CHANGES

Issue	Regulatory provision
Applicability to alcohol-fueled engines	§§ 1039.101, 1039.107.
Prohibited controls	§ 1039.115.
Emission-related maintenance instructions	§ 1039.125.
Engine installation instructions	§ 1039.130.
Engines labels	§§ 1039.20, 1039.135, 1068.320.
Engine family definition	§ 1039.230.
Test engine selection	§ 1039.235.
Deterioration factors	§ 1039.240.
Engines that use noncommercial fuels	§ 1039.615.
Use of good engineering judgment	§ 1068.5.
Separate shipment of aftertreatment	§ 1068.260.
Exemptions	40 CFR 1068 Subpart C.
Importing engines	40 CFR 1068 Subpart D.

TABLE III.Q-1.—REGULATORY CHANGES—Continued

Issue	Regulatory provision
Hearings	40 CFR 1068 Subpart G.

Q. Highway Engines

We are changing the diesel engine/vehicle labeling requirements in 40 CFR 86.007–35 to be consistent with the new pump labels. This change corrects a mistake in the proposal that would have resulted in confusion for highway vehicle operators. (We received no comment on this issue.)

R. Changes That Affect Other Engine Categories

We are making some minor changes to the regulations in 40 CFR parts 1048 and 1051 for nonroad spark-ignition engines over 19 kW and recreational vehicles, respectively. We are also changing several additional provisions in 40 CFR parts 1065 and 1068, which define test procedures and compliance provisions for these same categories of engines. See the regulatory text for the specific changes. The proposed rule included most of these changes. To the extent there were comments on any of these changes, those issues are addressed elsewhere in this document or in the Summary and Analysis of Comments.

- In 40 CFR 1048.125 and 40 CFR 1051.125, we are correcting the provisions related to critical emission-related maintenance to allow manufacturers to do maintenance during service accumulation for durability testing, as long as their maintenance steps meet the specified criteria ensuring that in-use engines will undergo those maintenance procedures.

- In 40 CFR 1068.27, we clarify that manufacturers must make available a reasonable number of production-line engines so we can test or inspect them if we make such a request.

- We are changing the definition of nonroad engine to explicitly exclude aircraft engines. This is consistent with our longstanding interpretation of the Clean Air Act. Clarifying the definition this way allows us to more clearly specify the applicability of the fuel requirements to nonroad engines in this final rule.

- We are adding a provision directing equipment manufacturers to request duplicate labels from engine manufacturers and keep appropriate records if the original label is obscured in the final installation. The former approach under 40 CFR part 1068 was to require equipment manufacturers to

make their own duplicate labels as needed. We intend to amend 40 CFR parts 1048 and 1051 to correspond with this change.

- As described above in section III, we are revising the criteria manufacturers would use to show that they may use the replacement-engine exemption under 40 CFR 1068.240. We also clarify that we may require manufacturers to report to us how many engines they sell in given year under the replacement-engine exemption.

- As described above and in the Summary and Analysis of Comments, we are adding a provision in 40 CFR 1068.260 to allow manufacturers to ship aftertreatment devices directly from the component supplier to the equipment manufacturer. This regulatory section includes several provisions to ensure that the equipment manufacturer installs the aftertreatment device in a way that brings the engine to its certified configuration.

- As described above, we are modifying the defect-reporting requirements in 40 CFR 1068.501.

- While most of the changes being adopted for part 1065 will only affect diesel nonroad engines, we are also making minor changes that will also apply for SI engines. These changes, however, are generally limited to clarifications, corrections, and options. They will not affect the stringency of the standards or create new burdens for manufacturers.

IV. Our Program for Controlling Nonroad, Locomotive and Marine Diesel Fuel Sulfur

We are finalizing today a two-step sulfur standard for nonroad, locomotive and marine (NRLM) diesel fuel that will achieve significant, cost-effective sulfate PM and SO₂ emission reductions. These emission reductions will, by themselves, provide dramatic environmental and public health benefits which far outweigh the cost of meeting the standards necessary to achieve them. In addition, the final sulfur standards for nonroad diesel fuel will enable advanced high efficiency emission control technology to be applied to nonroad engines. As a result, these nonroad fuel sulfur standards, coupled with our program for more stringent emission standards for new nonroad engines and equipment, will also achieve dramatic NO_x and PM

emission reductions. Sulfur significantly inhibits or impairs the function of the diesel exhaust emission control devices which will generally be necessary for nonroad diesel engines to meet the emission standards finalized today. With the 15 ppm sulfur standard for nonroad diesel fuel, we have concluded that this emission control technology will be available for model year 2011 and later nonroad diesel engines to achieve the NO_x and PM emission standards adopted today. The benefits of today's program also include the sulfate PM and SO₂ reductions achieved by establishing the same standard for the sulfur content of locomotive and marine diesel fuel.

The sulfur requirements established under today's program are similar to the sulfur limits established for highway diesel fuel in prior rulemakings—500 ppm in 1993 (55 FR 34120, August 21, 1990) and 15 ppm in 2006 (66 FR 5002, January 18, 2001). Beginning June 1, 2007, refiners will be required to produce NRLM diesel fuel with a maximum sulfur content of 500 ppm. Then, beginning June 1, 2010, the sulfur content will be reduced for nonroad diesel fuel to a maximum of 15 ppm. The sulfur content of locomotive and marine diesel fuel will be reduced to 15 ppm beginning June 1, 2012. The program contains certain provisions to ease refiners' transition to the lower sulfur standards and to enable the efficient distribution of all diesel fuels. These provisions include the 2012 date for locomotive and marine diesel fuel, early credits for refiners and importers and special provisions for small refiners, transmix processors, and entities in the fuel distribution system.

In general, the comments we received during the public comment period supported the proposed program. Adjustments we have made to the proposed program will make the final program even stronger, both in terms of our ability to enforce it and the environmental and public health benefits that it will achieve. In particular, today's final program contains provisions to smooth the refining industry's transition to the low sulfur fuel requirements, encourage earlier introduction of cleaner burning fuel, maintain the fuel distribution system's flexibility to fungibly distribute similar products, and provide an outlet

for off-specification distillate product, all while maintaining, and even enhancing, the health and environmental benefits of today's program.

The first adjustment that we made to the proposed program was to move from the "refiner baseline" approach discussed in the proposal to a "designate and track" approach. Under the proposed refiner baseline approach, any refiner or importer could choose to fungibly distribute its 500 ppm sulfur NRLM and highway diesel fuels without adding red dye to the NRLM at the refinery gate. However, the refiners' production would then be subject to a non-highway distillate baseline, established as a percentage of its total distillate fuel production volume. While EPA preferred this approach in the proposal, we decided not to finalize it because we concluded that it would have unnecessarily constrained refiners' ability to meet market demands. It would have encouraged them to dye 500 ppm sulfur NRLM at the refinery gate, resulting in an additional grade of diesel fuel and, consequently, an added burden to the distribution system. Furthermore, we were concerned that it would have created a trend that could reduce the volume of 15 ppm sulfur highway diesel fuel and potential options to remove the market constraints could have increased the possibility for reduced volume.

In place of the refiner baseline approach, we are finalizing a designate and track approach. The final designate and track approach is a modified version of the designate and track approach discussed in the proposal. As finalized it now allows us to enforce the program through the entire distribution system. In essence, the final designate and track approach requires refiners and importers to designate the volumes of diesel fuel they produce and/or import. Refiners/importers will identify whether their diesel fuel is highway or NRLM and the applicable sulfur level. They may then mix and fungibly ship highway and NRLM diesel fuels that meet the same sulfur specification without dyeing their NRLM diesel fuel at the refinery gate. The designations will follow the fuel through the distribution system with limits placed on the ability of downstream parties to change the designation. These limits are designed to restrict the inappropriate sale of 500 ppm sulfur NRLM diesel fuel into the highway market, the inappropriate sale of heating oil into the NRLM market, the inappropriate sale of 500 ppm sulfur LM into the nonroad market, and to implement the downgrading restrictions that apply to

15 ppm sulfur highway diesel fuel. The designate and track approach includes record keeping and reporting requirements for all parties in the fuel distribution system, associated with tracking designated fuel volumes through each custodian in the distribution chain until the fuel exits the terminal. The program also includes enforcement and compliance assurance provisions to enable the Agency to rapidly and accurately review for discrepancies the large volume of data collected on fuel volume hand-offs. The bulk of the designate and track provisions end May 31, 2010 when all highway diesel fuel must meet the 15 ppm sulfur standard. However, as discussed below, scaled back designate and track provisions continue beyond 2010 for purposes of enforcing against heating oil being used in the NRLM market and to enforce against 500 ppm LM diesel fuel being used in the nonroad market.

The second adjustment that we made to the proposed NRLM diesel fuel program was to establish a 15 ppm sulfur standard at the refinery gate for locomotive and marine (LM) diesel fuel in addition to nonroad (NR) diesel fuel.⁸⁹ We are finalizing this standard for several reasons as discussed below.

While we are finalizing a 15 ppm sulfur standard for locomotive and marine diesel fuel, we are doing so in a manner that responds to the primary concerns raised in comments regarding the need for an outlet for off-specification product. We are setting a refinery gate standard of 15 ppm sulfur beginning June 1, 2012, two years later than for nonroad diesel fuel. We are also continuing to provide an outlet for off-specification product generated in the distribution system, thereby affording the opportunity to reduce reprocessing and transportation costs. We are leaving the downstream standard for LM diesel fuel at 500 ppm sulfur. In this way the LM diesel fuel pool may remain an outlet for off-specification distillate product and interface/transmix material.

In developing the provisions of the NRLM diesel fuel program adopted today, we identified several principles that we want the program to achieve. Specifically, as described in more detail below, we believe the fuel program—

⁸⁹ While today's program does not establish more stringent emission standards for locomotive or marine diesel engines, the Agency intends in the near future to initiate a rulemaking to adopt new emission standards for locomotive and marine engines based on the use of high efficiency exhaust emission control technology like that required for the nonroad standards adopted in today's rule. An advanced notice of proposed rulemaking (ANPRM) for this rule is published elsewhere in today's **Federal Register**, June 29, 2004.

(1) Achieves the greatest reduction in sulfate PM and SO₂ emissions from nonroad, locomotive, and marine diesel engines as early as practicable;

(2) Provides for a smooth transition of the NRLM diesel fuel pool to 15 ppm sulfur;

(3) Ensures that 15 ppm sulfur diesel fuel is produced and distributed widely for use in all 2011 and later model year nonroad diesel engines;

(4) Ensures that the fuel program's requirements are enforceable and verifiable.

(5) Enables the efficient distribution of all diesel fuels; and

(6) Maintains the benefits and program integrity of the highway diesel fuel program.

The remainder of this section covers several topics. In section IV.A, we discuss the fuel that is covered by today's program, the standards that apply for refiners and importers (for both steps of the program), and the standards that apply for downstream entities. In section IV.B, we address the various hardship provisions that we are including in today's program. In section IV.C, we describe the special provisions that apply in the State of Alaska and the Territories. Next, in section IV.D, we describe the design of the designate and track provisions of the NRLM diesel fuel program for compliance purposes and how it differs from what we proposed. In section IV.E, we discuss the impact of today's program on state NRLM diesel fuel programs. In sections IV.F and G, we discuss the technological feasibility of the NRLM diesel fuel standards adopted today and the impacts of today's program on lubricity and other fuel properties. Finally, in section IV.H, we discuss the steps the Agency will take to streamline the refinery air permitting process for the equipment that refiners may need to install to meet today's NRLM diesel fuel standards..

Analyses supporting the design and cost of the fuel program are located in chapters 5, 7, and 8 of the RIA. Section V of this preamble discusses the details of the additional compliance and enforcement provisions affecting NRLM diesel fuel and explains various additional elements of the program.

A. Nonroad, Locomotive and Marine Diesel Fuel Quality Standards

1. What Fuel Is Covered by This Program?

The fuel covered by today's final rule is generally the same as the fuel that was covered by the proposal. We have not expanded or reduced the pool of diesel fuel that will be subject to the lower sulfur standards. However, the second step of the program now includes the same ultra low sulfur standard for locomotive and marine diesel fuel as for nonroad diesel fuel.

Specifically, the sulfur standards finalized under today's program apply to all the diesel fuel that is used in nonroad, locomotive, and marine diesel applications—fuel not already covered by the previous standards for highway diesel fuel. This includes all fuel used in nonroad, locomotive, and marine diesel engines, except for fuels heavier than a No. 2 distillate used in Category 2 and 3 marine engines⁹⁰ and any fuel that is exempted for national security or other reasons. While we are not adopting sulfur standards for other distillate fuels (such as jet fuel, heating oil, kerosene, and No. 4 fuel oil) we are adopting provisions to prevent the inappropriate use of these other fuels. Use of distillate fuels in nonroad, locomotive, or marine diesel engines will generally be prohibited unless they meet the fuel sulfur standards finalized today.⁹¹ The program includes several provisions, as described below in section IV.D, to ensure that heating oil and other higher sulfur distillate fuels will not be used in nonroad, locomotive, or marine applications.

The regulated fuels under today's program include the following:

(1) Any No. 1 and 2 distillate fuels used, intended for use, or made available for use in nonroad, locomotive, or marine diesel engines. Fuels under this category include those meeting the American Society for Testing and Materials (ASTM) D 975 or D 396 specifications for grades No. 1–D and No. 2–D. Fuels meeting ASTM DMX and DMA specifications would be covered;

(2) Any No. 1 distillate fuel (*e.g.*, kerosene) added to such No. 2 diesel fuel, *e.g.*, to improve its cold flow properties;

(3) Any other fuel used in nonroad, locomotive, or marine diesel engines or blended with diesel fuel for use in such engines. Fuels under this category include non-distillate fuels such as biodiesel and certain specialty fuel grades such as JP–5, JP–8, and F76 if used in a nonroad, locomotive, or marine diesel engine, except when a national security or research and development exemption has been approved. See V. A.1. and 2.

On the other hand, the sulfur standards do not apply to—

(1) No. 1 distillate fuel used to power aircraft;

(2) No. 1 or No. 2 distillate fuel used for stationary source purposes, such as to power

stationary diesel engines, industrial boilers, or for heating;

(3) Number 4, 5, and 6 fuels (*e.g.*, residual fuels or residual fuel blends, IFO Heavy Fuel Oil Grades 30 and higher), used for stationary source purpose;

(4) Any distillate fuel with a T–90 distillation point greater than 700 F, when used in Category 2 or 3 marine diesel engines. This includes Number 4, 5, and 6 fuels (*e.g.*, IFO Heavy Fuel Oil Grades 30 and higher), as well as fuels meeting ASTM specifications DMB, DMC, and RMA–10 and heavier; and

(5) Any fuel for which a national security or research and development exemption has been approved or fuel that is exported from the U.S. (see section V.A.1. and 2).

It is useful to clarify what marine diesel fuels are covered by the sulfur standards. As with nonroad and locomotive diesel fuel, our basic approach is that the standards apply to any diesel or distillate fuel used or intended for use in marine diesel engines. However, the fuel used by marine diesel engines spans a wide variety of fuels, ranging from No. 1 and 2 diesel fuel to residual fuel and residual fuel blends used in the largest engines. It is not EPA's intention to cover all such fuels, and EPA has adopted an objective criteria to identify those marine fuels subject to regulation and those that are not. Any distillate fuel with a T–90 greater than 700 F will not be subject to the sulfur standards when used in Category 2 or 3 marine engines. This criteria is designed to exclude fuels heavier than No. 2 distillate, including blends containing residual fuel. In addition, residual fuel is not subject to the sulfur standards.

While many marine diesel engines use No. 2 distillate, ASTM specifications for marine fuels identify four kinds of marine distillate fuels: DMX, DMA, DMB, and DMC. DMX is a special light distillate intended mainly for use in emergency engines. DMA (also called MGO) is a general purpose marine distillate that is to contain no traces of residual fuel. These fuels can be used in all marine diesel engines but are primarily used by Category 1 engines. DMX and DMA fuels intended for use in any marine diesel engine are subject to the fuel sulfur standards.

DMB, also called marine diesel oil, is not typically used with Category 1 engines, but is used for Category 2 and 3 engines. DMB is allowed to have a trace of residual fuel, which can be high in sulfur. This contamination with residual fuel usually occurs due to the distribution process, when distillate is brought on board a vessel via a barge that has previously contained residual fuel, or using the same supply lines as are used for residual fuel. DMB is

produced when fuels such as DMA are brought on board the vessel in this manner. EPA's sulfur standards will apply to the distillate that is used to produce the DMB, for example the DMA distillate, up to the point that it becomes DMB. DMB itself is not subject to the sulfur standards when it is used in Category 2 or 3 engines.

DMC is a grade of marine fuel that may contain some residual fuel and is often a residual fuel blend. This fuel is similar to No. 4 diesel, and can be used in Category 2 and Category 3 marine diesel engines. DMC is produced by blending a distillate fuel with residual fuel, for example at a location downstream in the distribution system. EPA's standards will apply to the distillate that is used to produce the DMC, up to the point that it is blended with the residual fuel to produce DMC. DMC itself is not subject to the sulfur standards when it is used in Category 2 or 3 marine engines.

Residual fuel is typically designated by the prefix RM (*e.g.*, RMA, RMB, etc.). These fuels are also identified by their nominal viscosity (*e.g.*, RMA10, RMG35, etc.). Most residual fuels require treatment by a purifier-clarifier centrifuge system, although RMA and RMB do not require this. For the purpose of this rule, we consider all RM grade fuel as residual fuel. Residual fuel is not covered by the sulfur content standards as it is not a distillate fuel.

The distillation criteria adopted by EPA, T–90 greater than 700F, is designed to identify those fuels that are not subject to the sulfur standards when used in Category 2 or 3 marine diesel engines. It is intended to exclude DMB, DMC, and other heavy distillates or blends, when used in Category 2 or 3 marine diesel engines.

Hence, the fuel that refiners and importers are required to produce to the more stringent sulfur standards include those No. 1 and No. 2 diesel fuels as well as similar distillate or non-distillate fuels that are intended or made available for use in NRLM diesel engines. Furthermore, the sulfur standard also covers any fuel that is blended with or substituted for No. 1 or No. 2 diesel fuel for use in nonroad, locomotive, or marine diesel engines. For instance, as required under the highway diesel fuel program, in those situations where the same batch of kerosene is distributed for two purposes (*e.g.*, kerosene to be used for heating and to improve the cold flow of No. 2 NRLM diesel fuel), or where a batch distributed just for heating is later distributed for blending with No. 2 diesel fuel, that batch of kerosene must meet the standards adopted today for NRLM

⁹⁰ Category 3 marine engines frequently are designed to use residual fuels and include special fuel handling equipment to use the residual fuel.

⁹¹ For the purposes of this final rule, the term heating oil basically refers to any No. 1 or No. 2 distillate other than jet fuel, kerosene, and diesel fuel used in highway, nonroad, locomotive, or marine applications. For example, heating oil includes fuel which is suitable for use in furnaces, boilers, stationary diesel engines and similar applications and is commonly or commercially known or sold as heating oil, fuel oil, or other similar trade names.

diesel fuel. The purpose of this requirement is to ensure that fuels like jet fuel, kerosene, and/or military specification fuels meet the diesel fuel sulfur standards adopted under today's program when they are used in nonroad, locomotive, or marine diesel engines.

2. Standards and Deadlines for Refiners and Importers

The NRLM diesel fuel program adopted today is a two-step approach to reduce the sulfur content of NRLM diesel fuel from uncontrolled levels down to 15 ppm sulfur. While we received several comments supporting a single step down to 15 ppm sulfur, the vast majority of commenters, especially most refiners and engine manufacturers, supported the two-step approach. We are finalizing the two-step approach primarily because it achieves the greatest reduction in sulfate PM and SO₂ emissions from nonroad, locomotive, and marine diesel engines as early as practicable. By starting with an initial step of 500 ppm sulfur we can achieve significant emission reductions and associated health and welfare benefits from the current fleet of equipment as soon as possible. As discussed in section VI, the health-related benefits of the fuel standards finalized today, even without the engine standards, amount to more than \$28 billion in 2030, while the projected costs, after taking into account engine maintenance benefits amount to just \$0.7 billion.

In addition, the two-step approach encourages a more smooth and orderly transition by the refining industry to 15 ppm sulfur NRLM diesel fuel, by providing more time for refiners to develop the most cost-effective approaches, finance them, and then implement the necessary refinery modifications.

Finally, by waiting until 2010 to drop to the 15 ppm sulfur standard for NR diesel fuel, the two-step approach harmonizes with the highway diesel fuel program by delaying the implementation of the 15 ppm sulfur standard for NR diesel fuel until the end of the phase-in period for 15 ppm sulfur highway diesel fuel. The 2010 date also harmonizes with the date 15 ppm nonroad fuel is needed to enable the nonroad engines standards finalized today. The second step to 15 ppm sulfur for the LM diesel fuel is set for 2012. On balance we believe that the advantages of the two-step approach outweigh those of a single step down to 15 ppm.

As discussed in section IV.C, below, later deadlines for meeting the 500 and 15 ppm sulfur standards apply to refineries covered by special hardship

provisions as well as transmix processors.

a. The First Step to 500 ppm Sulfur NRLM Diesel Fuel

Under today's program, NRLM diesel fuel produced by refiners or imported into the U.S. by importers must meet a 500 ppm sulfur standard beginning June 1, 2007. Refiners and importers may comply by either producing such fuel at or below 500 ppm sulfur, or they may comply by obtaining credits as discussed in section IV.D below.

We believe that the adopted level of 500 ppm sulfur is appropriate for several reasons. First, the reduction to 500 ppm sulfur is significant environmentally. The 500 ppm sulfur level achieves approximately 90 percent of the sulfate PM and SO₂ benefits otherwise achievable by going all the way to 15 ppm sulfur. Second, because this first step is only to 500 ppm sulfur, it also allows for a short lead time for implementation, enabling the environmental benefits to begin accruing as soon as possible. Third, it is consistent with the current specification for highway diesel fuel, a grade which may remain for highway purposes until 2010. As such, adopting the same 500 ppm sulfur level for NRLM diesel fuel helps to avoid issues and costs associated with more grades of fuel in the distribution system during this initial step of the program.

b. The Second Step to 15 ppm Sulfur NRLM Diesel Fuel

We are finalizing a second step of sulfur control down to 15 ppm sulfur for all NRLM. This second step provides additional important direct sulfate PM and SO₂ emission reductions and associated health benefits. As discussed in the RIA, the health related benefits for this second step of fuel control by itself are greater than the associated cost. Furthermore, the second step for nonroad diesel fuel is essential to enable the application of high efficiency exhaust emission control technologies to nonroad diesel engines beginning with the 2011 model year as discussed in Section II of this preamble.

In the proposal, the second step of the program only applied to nonroad diesel fuel, while locomotive and marine diesel fuel could remain at 500 ppm sulfur. We also sought comment on finalizing the 15 ppm sulfur standard for LM diesel fuel in 2010 along with nonroad diesel fuel, as well as delaying it until as late as 2012 to allow for an additional outlet for any off-specification product a refinery might

produce as it shifts all of its distillate production to 15 ppm sulfur.⁹²

We are finalizing the 15 ppm sulfur standard for locomotive and marine diesel fuel, along with nonroad diesel fuel, for several reasons. First, it will provide important health and welfare benefits from the additional sulfate PM and SO₂ emission reductions as early as possible. Second, it is technologically feasible, as it is for nonroad diesel fuel. Third, the benefits outweigh the costs and the costs do not otherwise warrant delaying this second step for locomotive and marine. As shown in chapter 8 of the RIA, the costs for the increment of LM diesel fuel going from 500 to 15 ppm sulfur is just \$0.20 billion in 2030. Fourth, it will simplify the fuel distribution system and overall design of the fuel program. For example, the addition of a marker to locomotive and marine diesel fuel after 2012 is no longer necessary to successfully enforce the program. Finally, it will allow refiners to coordinate plans to reduce the sulfur content of all of their off-highway diesel fuel at one time.

Our primary reason in the NPRM for leaving locomotive and marine diesel fuel at the 500 ppm sulfur specification was to preserve an outlet for off-specification product that may be created in the distribution system through contamination of 15 ppm sulfur diesel fuel with higher sulfur distillates and for off-specification batches of fuel that are produced by refineries during the first couple years of the 15 ppm sulfur program (when they are still perfecting their production processes). However, we have concluded that it is not necessary to leave the standard for all locomotive and marine diesel fuel at the 500 ppm sulfur specification to address these concerns. Setting a 15 ppm sulfur standard for refiners and importers in 2012, but maintaining a downstream standard for locomotive and marine diesel fuel at 500 ppm sulfur and allowing off-specification product to continue to be sold into this market accomplishes the same goal.

In addition, controlling the sulfur content of NRLM diesel fuel from uncontrolled levels to 15 ppm is clearly a cost-effective fuel control program. While the incremental cost-effectiveness from 500 ppm sulfur to 15 ppm sulfur is less cost-effective, the benefits of this second step outweigh the costs, the concerns about a market for off-specification product have been addressed, and other factors discussed

⁹² Off-specification fuel here refers to 15 ppm diesel fuel that becomes contaminated such that it no longer meets the 15 ppm sulfur cap. In most cases, off-specification 15 ppm sulfur diesel fuel is expected to easily meet a 500 ppm sulfur cap.

above support the reasonableness of this approach. The body of evidence strongly supports the view that controlling sulfur in NRLM fuel to 15 ppm, through a two-step process, is quite reasonable in light of the emissions reductions achieved, taking costs into consideration.

Implementation of today's rule will reduce the sulfur level of almost all distillate fuel to a 15 ppm maximum sulfur level. In addition to the small refiner, hardship, and other provisions adopted in this rule, EPA is adopting several provisions that will help ensure a smooth transition to the second step of 15 ppm sulfur diesel fuel. First, refiners and importers of locomotive and marine diesel fuel, a small segment of the entire distillate pool, will be required to meet a 15 ppm sulfur standard starting June 1, 2012, two years later than for nonroad diesel fuel. Second, 500 ppm sulfur diesel fuel generated in the distribution system through contamination of 15 ppm sulfur fuel can be marketed in the nonroad, locomotive and marine market until June 2014, and in the locomotive and marine market after that date. Third, 500 ppm sulfur diesel fuel produced by transmix processors from contaminated downstream diesel fuel can also be marketed to the nonroad, locomotive and marine markets, under the same schedule. While today's rule does not contain an end date for the downstream distribution of 500 ppm sulfur locomotive and marine fuel, we will review the appropriateness of allowing this flexibility based on experience gained from implementation of the 15 ppm sulfur NRLM diesel fuel standard. We expect to conduct such an evaluation in 2011.

When EPA adopted a 15 ppm sulfur standard for highway diesel fuel, we included several provisions to ensure a smooth transition to 15 ppm sulfur highway fuel. One provision was a temporary compliance option, with an averaging, banking and trading component. In a similar manner, the 2012 deadline for 15 ppm sulfur LM fuel, the last, relatively small segment of diesel fuel, will help ensure that the entire pool of diesel fuel is smoothly transitioned to the 15 ppm sulfur level over a short period of time. (See section 8.3 of the summary and analysis of comments.)

EPA is also adopting two provisions aimed at smoothing the transition of the distribution system to ultra low sulfur diesel fuel. These provisions are designed to accommodate off-specification fuel generated in the distribution system, such as through the mixing that occurs at product interfaces.

This off-specification material generally cannot be added in any significant quantity to either of the adjoining products that produced the interface.⁹³ Under today's program, as discussed in more detail in section A.3, below, off-specification material that is generated in the distribution system may be distributed as 500 ppm NRLM diesel fuel from June 1, 2010 through May 31, 2014 and as 500 ppm LM from June 1, 2014 and beyond. Furthermore, as discussed in section IV.C, below, transmix processors, which are facilities that process transmix by separating it into its components (e.g., separating gasoline from diesel fuel), are treated as a separate class of refiners. One hundred percent of the diesel fuel they produce from transmix may be sold as high sulfur NRLM until June 1, 2010, 500 ppm sulfur NRLM until June 1, 2014, and 500 ppm sulfur LM diesel fuel after June 1, 2014.

These provisions provide refiners and importers with a similar degree of flexibility for off-specification product as the proposal which held the sulfur standard for all locomotive and marine diesel fuel at 500 ppm indefinitely. If off-specification product is produced, there is a temporary outlet for it. If providing the off-specification product to a locomotive and marine market is difficult under this final rule, such that a refiner will choose to re-process it, then the refiner would have been in the same position under the proposal. Furthermore, these provisions provide the refining industry an alternative to reprocessing the off-specification material created in the distribution system, which preserves refining capacity for the production of new fuel volume, helping to maintain overall diesel fuel supply.

As with the 500 ppm sulfur standard under the first step of today's program, refiners and importers may comply with the 15 ppm sulfur standard by either producing NRLM diesel fuel containing no more than 15 ppm sulfur or by obtaining sulfur credits (until June 1, 2014), as described below.

c. Cetane Index or Aromatics Standard

Currently, in addition to containing no more than 500 ppm sulfur, highway diesel fuel must meet a minimum cetane index level of 40 or, as an alternative, contain no more than 35 volume percent aromatics. Today's program extends this cetane index/aromatics content specification to NRLM diesel fuel.

⁹³ In some cases the off-specification product can not be added to the adjoining products because of the applicable sulfur standards. In other cases, the off-specification product, called transmix, must be re-processed before it can be used.

One refining company commented that EPA should not implement the cetane index and aromatic requirements in the proposed rule since the impacts are weak or nonexistent for engines to be used in the future. In addition, the commenter stated that the vast majority of diesel fuel already meets the EPA cetane index/aromatics specification for highway diesel fuel and that there is nothing in the RIA that either demonstrates the benefits or supports the need for such a requirement. The commenter also stated that EPA should not set a requirement simply because the ASTM standard has a cetane number specification for a particular fuel.

Low cetane levels are associated with increases in NO_x and PM emissions from current nonroad diesel engines.⁹⁴ Thus, we expect that extending the cetane index specification to NRLM diesel fuel will directionally lead to a reduction in these emissions from the existing fleet. However, because the vast majority of NRLM diesel fuel already meets the specification, the NO_x and PM emission reductions will be small. At the same time, the refining/production costs associated with extending the cetane index specification to NRLM diesel fuel are negligible as current NRLM diesel fuel already meets a more stringent ASTM specification.

ASTM already recommends a cetane number specification of 40 for NRLM diesel fuel, which is, in general, more stringent than the similar 40 cetane index specification. Because of this, the vast majority of current NRLM diesel fuel already meets the EPA cetane index/aromatics specification for highway diesel fuel. Thus, the cetane index specification will impact only a few refiners and there will be little overall cost associated with producing fuel to meet the cetane/aromatic requirement. In fact, as discussed in chapter 5.9 of the RIA, compliance with the sulfur standards adopted today is expected to result in a small cetane increase as increases in cetane correlate with decreases in sulfur, leaving little or no further control to meet the standard.

While the emissions benefits and refining/production costs of extending the specification to NRLM diesel fuel may be small, the extension will reduce costs by giving refiners and distributors the ability to fungibly distribute highway and NRLM diesel fuels of like sulfur content. For that small fraction of NRLM diesel fuel today that does not meet the cetane index or aromatics

⁹⁴ *The Effect of Cetane Number Increase Due to Additives on NO_x Emissions From Heavy-Duty Highway Engines*, Final Technical Report, February 2003, EPA420-R-03-002.

specification, the requirement will eliminate the need for refiners and fuel distributors to separately distribute fuels of different cetane/aromatics specifications. Requiring NRLM diesel fuel to meet this cetane index specification thus gives fuel distributors certainty in being able to combine shipments of highway and NRLM diesel fuels. Perhaps more importantly, it can also give engine manufacturers and end-users the confidence they need that their fuel will meet the minimum cetane or maximum aromatics standard. Given the inherent difficulty in segregating two otherwise identical fuels, were we not to carry over these standards to NRLM, lower cetane NRLM could easily find its way into current highway engines. If not designed for this lower cetane fuel, these engines could have elevated emission levels and performance problems.

Overall, we believe that there will be a small reduction in NO_x and PM emissions from current engines and the economic benefits from more efficient fuel distribution will likely exceed the cost of raising the cetane level for the small volume of NRLM diesel fuel that does not already meet the cetane index or aromatics content specification.

3. Standards, Deadlines, and Flexibilities for Fuel Distributors

The first years of the NRLM diesel fuel program include various flexibilities to smooth the refining and distribution industry's transition to 15 ppm sulfur fuel. These flexibilities include a 2012 deadline for production of 15 ppm sulfur locomotive and marine diesel fuel, credit provisions, small refiner provisions, hardship provisions, and downstream off-specification fuel provisions. As a result, during the transition years, we are not able to simply enforce the sulfur standards downstream based on a single sulfur level of the new standard. From June 1, 2007 through May 31, 2010, both 500 ppm sulfur diesel fuel and high sulfur diesel fuel can be produced, distributed, and sold for use in NRLM diesel engines. From June 1, 2010 through May 31, 2014, both 15 ppm sulfur and 500 ppm sulfur diesel fuel can be produced, distributed, and sold for use in NRLM diesel engines. Beyond June 1, 2014, both 15 ppm sulfur and 500 ppm sulfur diesel fuel that is produced from fuel product downgrade and transmix in the distribution system can be distributed and sold for use in locomotive and marine diesel engines. As these transition flexibilities expire, however, we are able to streamline our downstream enforcement provisions.

a. Standards and Deadlines From June 1, 2007 Through May 31, 2010

As soon as the program begins on June 1, 2007, all NRLM diesel fuel must be designated or classified and must comply with the designation or classification stated on its product transfer document (PTD), pump label, or other documentation. In other words, if the fuel is intended for sale as NRLM diesel fuel and is labeled as 500 ppm sulfur diesel fuel, then beginning June 1, 2007, it must comply with the 500 ppm sulfur standard. Similarly, if fuel is intended for sale as NRLM diesel fuel and is labeled as 15 ppm sulfur, then beginning June 1, 2010 (or June 1, 2009 under the early credit provisions), it must comply with the 15 ppm sulfur standard.

Beginning June 1, 2010, all NRLM diesel fuel produced or imported is required to meet at least a 500 ppm sulfur limit. In order to allow for a smooth and orderly transition to 500 ppm sulfur NRLM diesel fuel in the distribution system, and allow any remaining high sulfur fuel to be sold, we are providing parties downstream of refineries time to turnover their NRLM tanks to 500 ppm sulfur diesel fuel. At the terminal level, all NRLM diesel fuel must meet at least the 500 ppm sulfur standard beginning August 1, 2010. At any wholesale purchaser-consumer facilities and any retail stations carrying NRLM diesel fuel, including bulk plants that serve as retailers, all diesel fuel must meet the 500 ppm sulfur standard beginning October 1, 2010.⁹⁵ Thus, beginning October 1, 2010, high sulfur (greater than 500 ppm sulfur) NRLM diesel fuel may no longer legally exist in the fuel distribution system.⁹⁶

Although we expect that most NRLM diesel fuel in the distribution system will be subject to the 500 ppm sulfur standard during the period from June 1, 2007 through May 31, 2010, based on its designation or classification, some of the 500 ppm sulfur NRLM diesel fuel may be mixed with high sulfur NRLM diesel fuel. Since the blended product will likely no longer meet the 500 ppm sulfur standard, it must be re-designated and labeled as high sulfur NRLM diesel fuel. Similarly, fuel that results from blending 500 ppm sulfur NRLM diesel

⁹⁵ A bulk plant is a secondary distributor of refined petroleum products. They typically receive fuel from terminals and distribute fuel in bulk by truck to end users. Consequently, while for highway fuel, bulk plants often serve the role of a fuel distributor, delivering fuel to retail stations, for nonroad fuel, they often serve the role of the retailer, delivering fuel directly to the end-user.

⁹⁶ By December 1, 2010, all NRLM diesel fuel, including fuel in end-user tanks, must comply with at least the 500 ppm sulfur standard.

fuel and heating oil must be re-designated and labeled as heating oil.

b. Standards and Deadlines From June 1, 2010 Through May 31, 2014

Beginning June 1, 2010, most NR diesel fuel will be required to meet the 15 ppm sulfur standard, and beginning June 1, 2012, most LM diesel fuel will be required to meet the 15 ppm sulfur standard. However, some production of 500 ppm sulfur NRLM diesel fuel may continue through May 31, 2014. As with the delayed downstream compliance dates for the 500 ppm sulfur standard under the first step of today's program, parties downstream of refineries will be allowed additional time to turnover their tanks to 15 ppm sulfur NR diesel fuel. Specifically, at the terminal level, all NR diesel fuel will be required to meet the 15 ppm sulfur standard beginning August 1, 2014. At any wholesale purchaser-consumer facilities and retail stations carrying all NR diesel fuel, including bulk plants serving as retailers, NR diesel fuel must meet the 15 ppm sulfur standard beginning October 1, 2014. Thus, beginning October 1, 2014, 500 ppm sulfur NR diesel fuel may no longer legally exist in the fuel distribution system.⁹⁷

Like the first step to 500 ppm sulfur, prior to these 2014 downstream deadlines all NRLM diesel fuel would still be designated or classified with respect to sulfur level and required to meet the designation or classification stated on its PTD, pump label, or other documentation.

c. Sulfur Standard for NRLM Diesel Fuel Beginning June 1, 2014

As discussed above, all refiners will be required to produce and importers will be required to import only 15 ppm sulfur NRLM diesel fuel by June 1, 2014. However, we will continue to allow 500 ppm sulfur diesel fuel to be sold into the LM diesel fuel markets beyond 2014. The LM diesel fuel markets are expected to provide a valuable outlet for higher sulfur distillate fuel produced in the distribution system, at least through the early years of the program. Consequently, beyond 2014, both 15 ppm sulfur and 500 ppm sulfur LM diesel fuel may continue to exist in the distribution system, and each fuel must comply with the designation stated on its PTD, pump label, or other documentation.

⁹⁷ By December 1, 2014, all NR diesel fuel, including fuel in end-user tanks, must comply with at least the 15 ppm sulfur standard.

d. Interface/Transmix Flexibility for Fuel Distributors

As described above, today's program provides flexibility to the distribution system by allowing interface/transmix material generated within the distribution system to be sold into the NRLM diesel fuel markets. Specifically, any fuel interface/transmix generated in the fuel distribution system may be sold as:

(1) High sulfur NRLM diesel fuel or heating oil from June 1, 2007 through May 31, 2010;

(2) 500 ppm sulfur NRLM diesel fuel or heating oil from June 1, 2010 through May 31, 2014; or

(3) 500 ppm sulfur LM diesel fuel or heating oil after June 1, 2014.

Hence, beginning June 1, 2014, interface/transmix material exceeding 15 ppm sulfur may only be sold into the LM diesel fuel or heating oil markets. As discussed above, the downstream standard for LM diesel fuel will be 500 ppm sulfur. However, heating oil may not be shifted into the LM markets. Parties in the distribution system receiving diesel fuel with a sulfur content greater than 15 ppm sulfur must maintain records and report to EPA information demonstrating that they did not shift heating oil into the LM markets, as discussed in section IV.D.

The generation of greater than 15 ppm sulfur distillate fuel from pipeline interface/transmix cannot be avoided due to the physical realities of a multi-product fuel distribution system. Such fuel first appears at the terminus of the pipeline distribution system; at terminals due to the generation of segregated interface, or at transmix processing facilities.⁹⁸ In areas where there is a strong demand for heating oil, much of this pipeline-generated off-specification fuel can be sold into the heating oil market, just as it is today. However, in many areas of the country the demand for heating oil would not be

sufficient to accommodate distillate fuel exceeding 15 ppm sulfur that is generated in the pipeline. Therefore, such fuel would need to be returned to a refinery for reprocessing to meet a 15 ppm sulfur standard. In addition, some refiners may be reluctant to accept such material for reprocessing given the impact this would have on their refinery operations. More importantly, because such material appears at the terminus of the pipeline distribution system and often where no access to pipeline or marine shipment is available, it would have to be shipped back to a refinery by truck, or rail if available, at additional cost.

As discussed in chapter 7 of the RIA, fuel generated from such interface/transmix will typically meet a 500 ppm sulfur standard. Therefore, allowing the continued use of such 500 ppm sulfur diesel fuel in locomotive and marine engines could reduce the burden on the fuel distribution industry by lowering costs. Our cost estimates of marketing such fuel include additional shipping charges for situations where there is not a local locomotive or marine market (see section VI of this preamble).⁹⁹ Allowing the continued sale of 500 ppm sulfur diesel fuel into the locomotive and marine markets without requiring it to be reprocessed will also help preserve refining capacity for the overall diesel fuel production. Therefore, this provision also serves to address lingering concerns expressed by some refiners regarding the impacts of the 15 ppm sulfur standard for highway and NRLM diesel fuel on overall diesel fuel supply.

Downstream-generated 500 ppm sulfur diesel fuel may only be used in nonroad engines until December 1, 2014, due to concerns regarding enforceability and the increased potential for misfueling of nonroad equipment (equipment with advanced

emission controls). Beginning with the 2011 model year, such equipment will require the use of 15 ppm sulfur diesel fuel to operate properly. The same concerns do not exist regarding the continued use of such 500 ppm sulfur diesel fuel in locomotive and marine engines for three reasons. First, locomotive and marine engines are not currently required to be equipped with the sulfur sensitive emissions aftertreatment that will start being used on nonroad equipment in 2011.¹⁰⁰ Second, locomotive and marine markets are centrally fueled to a much greater extent than nonroad markets, and thus enforceability is not as significant of an issue. Finally, we believe the program's designate and track provisions discussed below will be sufficient to enforce the limits on production and use of 500 ppm sulfur diesel fuel.

It is difficult to project exactly how much of this downstream generated downgraded fuel could be segregated and shipped to LM markets. However, it is clear that this provision represents an important flexibility for the distribution system. In fact, it provides virtually the same flexibility as provided by the proposal to handle off-specification product. In both cases, use of the flexibility is dependent on the ability to segregate the interface and transport it to available LM markets. While today's rule does not contain an end date for the downstream distribution of 500 ppm sulfur locomotive and marine fuel, we will review the appropriateness of allowing this flexibility based on experience gained from implementation of the 15 ppm sulfur NRLM diesel fuel standard. We expect to conduct such an evaluation in 2011.

A summary of the NRLM sulfur levels and final deadlines for refiners, importers, terminals, and other downstream parties is shown in table IV-1 below.

TABLE IV-1.—500 PPM SULFUR AND 15 PPM SULFUR NRLM FINAL COMPLIANCE DATES

	Refiners and importers	Credit, small refiner	Terminals	Bulk plants, whole-sale purchaser-consumers and retail outlets	Other locations
500 ppm NRLM	June 1, 2007	June 1, 2010	August 1, 2010	October 1, 2010	December 1, 2010.
15 ppm NR	June 1, 2010	June 1, 2014	August 1, 2014	October 1, 2014	December 1, 2014.

⁹⁸ Segregated interface refers to the mixing zone between two batches of fuel that abut each other in the pipeline, where the volume in the mixing zone can not be cut into either of the fuel batches, but can still meet another fuel product specification without reprocessing, provided that it is drawn off of the pipeline separately and segregated.

⁹⁹ As mentioned above, the Agency intends in the near future to initiate a rulemaking to adopt new emission standards for locomotive and marine

engines. An advanced notice of proposed rulemaking (ANPRM) for this rule is published elsewhere in today's **Federal Register**, June 29, 2004. While we are not finalizing a sunset date for this downgrade provision in today's final rule, we are evaluating the appropriateness of establishing a sunset date on this provision in the context of the subsequent engine standards rule. We also intend to review the appropriateness of any sunset provision in light of experience gained from

implementation of the 15 ppm sulfur NRLM diesel fuel standard. We would conduct such an evaluation in 2011.

¹⁰⁰ Although, as mentioned above, the Agency intends in the near future to initiate a rulemaking to adopt new emission standards for locomotive and marine engines. An advanced notice of proposed rulemaking (ANPRM) for this rule is published elsewhere in today's **Federal Register**, June 29, 2004.

TABLE IV—1.—500 PPM SULFUR AND 15 PPM SULFUR NRLM FINAL COMPLIANCE DATES—Continued

	Refiners and importers	Credit, small refiner	Terminals	Bulk plants, whole-sale purchaser-consumers and retail outlets	Other locations
15 ppm LM	June 1, 2012	June 1, 2014.			

4. Diesel Sulfur Credit Banking and Trading Provisions

Today's final program includes provisions for refiners and importers to generate early credits for the production of 500 ppm sulfur NRLM diesel fuel prior to June 1, 2007 and for the production of 15 ppm sulfur NRLM diesel fuel prior to June 1, 2010. These credit banking and trading provisions will provide implementation flexibility by facilitating a somewhat smoother transition at the start of the program in 2007, with some refineries/import facilities complying early, others on time, and others a little later. These credit banking and trading provisions may also facilitate some of the environmental benefits of the program being achieved earlier than otherwise required, and may increase the overall environmental benefits of the program. As discussed below, overall benefits will accrue if refiners produce 500 ppm earlier in lieu of high sulfur NRLM and then bank those credits to continue producing 500 ppm sulfur NR diesel fuel in 2010 or 500 ppm LM diesel fuel in 2012 in lieu of 15 ppm.¹⁰¹

Specifically, credits generated under the NRLM diesel fuel program may be banked and later used to delay compliance with either the 500 ppm sulfur NRLM standard that begins in 2007, the 15 ppm sulfur NR standard that begins in 2010, or the 15 ppm sulfur LM standard that begins in 2012. Credits may also be traded within companies such that credits generated at one refinery/import facility in a given company may be traded to another refinery/import facility within that same company. In addition, refiners or importers may purchase credits generated by other refiners or importers to meet the program requirements. Finally, and perhaps most importantly, individual refineries/import facilities may be able to use credits to permit the continued sale of otherwise off-specification product at the beginning of

the program's second step when they are still adjusting their operations for consistent production/importation of NRLM diesel fuel that is subject to the new sulfur standards.

a. Credit Generation From June 1, 2006 Through May 31, 2007

Credits may be generated under today's program to allow for the production of high sulfur NRLM diesel fuel after June 1, 2007. A refiner or importer may obtain credit for early production/importation of fuel meeting the 500 ppm sulfur standard that they designate as NRLM diesel fuel, from June 1, 2006 through May 31, 2007. In addition, small refiners may also generate credits for the early production of 500 ppm sulfur diesel fuel that they designate as NRLM diesel fuel. As described in section IV.B, below, small refiners are not required to produce any 500 ppm sulfur NRLM diesel fuel until June 1, 2010. Those small refiners who choose to comply with the 500 ppm sulfur standard earlier than required, that is before June 1, 2010, may generate credits for any volume of diesel fuel they produce from June 1, 2007 through May 31, 2010 and designate as NRLM. Credits for the early production of 500 ppm sulfur fuel (including by small refineries) are fungible, may be banked for future use, or traded to any other refiner or importer nationwide. In order to ensure that these early credits are real and not merely shifts from the highway market, both early credits and small refinery credits will be subject to a limit determined by the following formula:

$$\text{Credit}_{\text{HS}} = (\text{Vol}_{15} + \text{Vol}_{500}) - \text{Vol}_{\text{hwy}} \\ \text{Credit}_{\text{HS}} \text{ Limit} = (\text{Vol}_{15} + \text{Vol}_{500}) - \text{Base}_{\text{hwy}}$$

Where:

Credit_{500} Limit = Limit for 500 ppm NRLM credits

$\text{Credit}_{\text{HS}}$ = High-Sulfur NRLM credits¹⁰²
 Vol_{15} = Volume of 15 ppm sulfur diesel fuel produced and designated as highway or NRLM

Vol_{500} = Volume of 500 ppm sulfur diesel fuel produced and designated as highway or NRLM

Base_{hwy} = 2003–2005 highway diesel fuel baseline volume

Vol_{hwy} = Volume of diesel fuel produced and designated as highway

If the excess production is 15 ppm sulfur diesel fuel instead of 500 ppm sulfur diesel fuel, then the refiner will have the option of generating 500 ppm sulfur credits under the highway diesel fuel program. Credit may not be earned under both programs for a given volume of 500 ppm sulfur or 15 ppm sulfur diesel fuel.

b. Credit Generation From June 1, 2009 Through May 31, 2010

In addition to allowing credit for the early production of 500 ppm sulfur NRLM diesel fuel, today's program also allows credit for the early production of 15 ppm sulfur NRLM diesel fuel. Specifically, refiners and importers may obtain credit for early production/importation of fuel meeting the 15 ppm sulfur standard and that they designate as NRLM from June 1, 2009 through May 31, 2010. In addition, small refiners, which are not required to produce any 15 ppm sulfur NRLM diesel fuel until June 1, 2014, may also generate credits for the early production of any volume of 15 ppm sulfur diesel fuel that they designate as NRLM from June 1, 2010 through December 31, 2013. Again, these early credits are fungible, may be banked for future use, or traded to any other refinery or importer nationwide. However, in order to ensure these credits are real and not merely shifts from the highway market, credits for the early production or importation of 15 ppm sulfur fuel will be subject to a limit determined by the following formula:

$$\text{Credit}_{500} = \text{Vol}_{15} - \text{Vol}_{15\text{hwy}} \\ \text{Credit}_{500} \text{ Limit} = \text{Vol}_{15} - \text{Base}_{15\text{hwy}}$$

Where:

Credit_{500} Limit = Limit for 500 ppm sulfur NRLM credits

Vol_{15} = Volume of 15 ppm sulfur diesel fuel produced and designated as highway or NRLM

$\text{Base}_{15\text{hwy}}$ = 2006–2008 15 ppm sulfur highway diesel fuel baseline volume

¹⁰¹ We are not adopting specific provisions to generate credits for early production of LM diesel fuel prior to June 1, 2012. The difference in start date between 2010 and 2012 already provides additional flexibility to producers of LM diesel fuel, and setting separate credit generation periods for NR and LM diesel fuel would unnecessarily complicate the compliance assurance provisions.

¹⁰² For the purposes of this rule, credits are labeled on the basis of their use in order to follow the convention used in the highway diesel rule. A high-sulfur credit is generated through the production of one gallon of 500 ppm sulfur NRLM diesel fuel and allows the production of one gallon of high sulfur NRLM diesel fuel.

Hence, to generate credits, a refiner or importer's highway diesel fuel volume for the compliance period must be greater than or equal to the baseline volume. That is, a refiner or importer may only generate credits for "new" volumes of 15 ppm sulfur diesel fuel that it produces. If their highway diesel fuel volume were to drop below the baseline volume, that would likely indicate a shift in production from the highway market to generate 15 ppm sulfur NRLM diesel fuel credits.

c. Credit Use

There are two ways in which refiners or importers may use high-sulfur NRLM credits under the NRLM diesel fuel program. First, credits may be used during the period from June 1, 2007 through May 31, 2010 to continue to produce high sulfur NRLM diesel fuel. Any high sulfur NRLM diesel fuel that is produced, however, must be designated and labeled as such for tracking purposes throughout the distribution system and be dyed red at the refinery gate.

The second way in which refiners and importer could use high-sulfur NRLM credits is by banking them for use during the June 1, 2010 through May 31, 2014 period. Credits used in this manner would provide a net environmental benefit, since they were generated by reducing the sulfur level from approximately 3000 ppm to less than 500 ppm (a net change of 2500 ppm sulfur), but when used only allow the sulfur level to increase from 15 ppm to 500 ppm (a net change of less than 500 ppm sulfur). 500 ppm sulfur credits generated from the early production of 15 ppm sulfur NRLM diesel fuel may also be used from June 1, 2010 through May 31, 2014. Thus, during this period, when the 15 ppm sulfur standard is in effect for nonroad diesel fuel, refiners/importers may use either high sulfur credits or 500 ppm sulfur credits to continue producing/importing 500 ppm sulfur nonroad diesel fuel. Any 500 ppm sulfur diesel fuel that is produced, however, must be appropriately designated and labeled for tracking purposes throughout the distribution system, and cannot be sold for use in 2011 and later model year nonroad engines. From June 1, 2012, when the 15 ppm sulfur standard for LM diesel fuel becomes effective, through May 31, 2014, refiners/importers may use either high sulfur credits or 500 ppm sulfur credits to continue producing/importing 500 ppm sulfur NRLM diesel fuel. All credits expire after May 31, 2014. Hence, beginning June 1, 2014, all NRLM diesel fuel produced by refiners or imported in the U.S. will be subject

to the 15 ppm sulfur standard, except LM diesel fuel produced by transmix processors from transmix can continue to meet the 500 ppm sulfur limit.

We proposed that all credits would expire May 31, 2012, however we are finalizing an expiration date of May 31, 2014 based on the comments we received. The additional two years that we are now allowing for credit use (1) will provide a longer period for refiners to sell off-specification fuel instead of having to reprocess it, (2) is an environmentally neutral change to the overall program, and (3) is now consistent with the end-date for small refiner flexibility.

While credits can be generated and traded nationwide, they are restricted from use in certain parts of the country under the provisions of this final rule. As discussed in section IV.D, we are avoiding the burden to terminals of adding marker to heating oil in those areas of the country where demand for heating oil is expected to continue to remain high after today's final rule. The NRLM diesel fuel sulfur standards will be enforced based on sulfur level in these areas, not through the refinery designation and marker provisions. Consequently, in the area defined in section IV.D comprising most of the Northeast and Mid-Atlantic region of the country, as well as in the State of Alaska, many of the fuel program's flexibilities, including refiners' ability to use credits, are not allowed. Refiners and importers may not use credits to produce or import diesel fuel with a sulfur content greater than 500 ppm beginning June 1, 2007 or 15 ppm beginning June 1, 2010, for sale or distribution in this Northeast/Mid-Atlantic area or the State of Alaska. However, credits generated in these areas can be sold to other refiners and/or importers for use outside these areas.

B. Hardship Relief Provisions for Qualifying Refiners

As in our gasoline sulfur and highway diesel fuel sulfur programs, today's program contains the following hardship relief provisions to provide regulatory flexibility to challenged refiners:

- Small refiner hardship for qualifying small refiners;
 - General hardship for any refiner experiencing either—
 - (1) Extreme unforeseen circumstances such as natural disaster or acts of God; or
 - (2) Extreme hardship circumstances such as financial or technical hardship.
- Similar provisions have proved invaluable for some refiners in the recent implementation of the gasoline

sulfur standards, as well as for refiners' planning for the highway diesel standards. The details of these provisions are discussed below.

1. Hardship Provisions for Qualifying Small Refiners

As in previous fuel rulemakings, our justification for including provisions specific to small refiners is that, in general, small refiners generally have a degree of hardship in complying with the standards compared to other refiners. In the NPRM, we proposed flexibilities/transition provisions, or "hardship provisions" (these terms are equivalent), for small refiners. We are adopting the provisions that were proposed for small refiners virtually unchanged, and including similar provisions for the treatment of locomotive and marine fuel.

a. Regulatory Process and Justification for Small Refiner Relief

In developing our NRLM diesel fuel sulfur program, we evaluated the environmental need as well as the technical and financial ability of refiners to meet the 500 and 15 ppm sulfur standards as expeditiously as possible. We believe it is feasible and necessary for the vast majority of the program to be implemented in the established time frame to achieve the air quality benefits as soon as possible. Based on information available from small refiners and others, we believe that refiners classified as small generally face unique circumstances with regard to compliance with environmental programs, compared to larger refiners. Consequently, as discussed below, we are finalizing several special provisions for refiners that qualify as "small refiners" to reduce the disproportionate burden that today's program will have on them.

Small refiners generally lack the resources that are available to large refining companies, including those large companies that own small-capacity refineries, to raise capital for investing in desulfurization equipment, such as shifting of internal funds, securing of financing, or selling of assets. Small refiners are also likely to have more difficulty in competing for engineering and construction resources needed for the installation of the desulfurization equipment which will likely be required to meet the standards finalized in this action.

Because small refiners are more likely to face adverse circumstances with regard to regulatory compliance than larger refiners, we are finalizing interim provisions that will provide additional time for refineries owned by small

refiners to meet the sulfur standards. This approach will allow the overall program to begin as early as possible, avoiding the need for delay in order to address the ability of small refiners to comply.

i. Regulatory Flexibility Process for Small Refiners

As explained in the discussion of our compliance with the Regulatory Flexibility Act (RFA) in section X.C of this preamble, and in the Final Regulatory Flexibility Analysis in chapter 11 of the RIA, we considered the impacts of today's regulations on small businesses. Most of our analysis of small business impacts was performed as part of the Small Business Advocacy Review (SBAR) Panel convened by EPA, pursuant to the RFA as amended by the Small Business Regulatory Enforcement Fairness Act of 1996 (SBREFA). The Panel's final report is available in the rulemaking public docket (Docket A-2001-28, Document No. II-A-172).

For the SBREFA process, EPA conducted outreach, fact-finding, and analysis of the potential impacts of the proposed nonroad regulations on small businesses. Based on these discussions and analyses by all panel members, the Panel concluded that small refiners in general would likely experience a significant and disproportionate financial burden in reaching the objectives of the proposed nonroad diesel fuel sulfur program.

One indication of the disproportionate burden on small refiners is the relatively high cost per gallon projected for producing NRLM diesel fuel under today's program. Refinery modeling of refineries owned by refiners likely to qualify as small refiners, and of refineries owned by other non-small refiners, indicates significantly higher refining costs for small refiners. Specifically, we project that without special provisions, refining costs for small refiners on average would be about two cents per gallon higher than for other refiners in the same PADD to meet the 15 ppm sulfur standard.

The Panel also noted that the burden imposed on small refiners by the proposed sulfur standards may vary from refiner to refiner. Thus, the Panel recommended more than one type of burden mitigation so that most, if not all, small refiners could benefit. We considered the issues raised during the SBREFA process, and discussed them in the NPRM, and have decided to finalize each of the provisions recommended by the Panel. A discussion of the comments we received regarding small refiners and terminal operators, and our responses to

those comments, can be found in section X.C of this preamble, and also the Summary and Analysis of Comments.

ii. Rationale for Small Refiner Regulatory Flexibility Provisions

Generally, we structured the small refiner provisions to reduce the burden on small refiners while expeditiously achieving air quality benefits and ensuring that the availability of 15 ppm sulfur NR diesel fuel will coincide with the introduction of 2011 model year nonroad diesel engines and equipment. We believe the special provisions for small refiners are necessary and appropriate for several reasons.

First, the compliance schedule for today's program, combined with special relief provisions for small refiners, will achieve the air quality benefits of the program as soon as possible, while helping to ensure that small refiners will have adequate time to raise capital for new or upgraded fuel desulfurization equipment. Most small refiners have limited additional sources of income beyond refinery earnings for financing and typically do not have the financial backing that larger and generally more integrated companies have. Therefore, additional time to accumulate capital internally or to secure capital financing from lenders can be central to their ability to comply.

Second, we recognize that while the sulfur levels in today's program can be achieved using conventional refining technologies, new technologies are also being developed that may reduce the capital and/or operating costs of sulfur removal. Thus, we believe that providing small refiners some additional time to allow for new technologies to be proven out by other refiners will have the added benefit of reducing the risks faced by small refiners. The added time will likely enable small refiners to benefit from the lower costs of these improvements in desulfurization technology (e.g., better catalyst technology or lower-pressure hydrotreater technology). This will help to offset the disproportionate financial burden that may be imposed upon small refiners.

Finally, providing small refiners more time to comply will spread out the availability of engineering and construction resources. Most refiners will need to install additional processing equipment to meet the NRLM diesel fuel sulfur requirements. We anticipate that there may be significant competition for technology services, engineering resources, and construction management and labor. In addition, as has been the experience in

gasoline sulfur control, vendors will be more likely to contract their services with the larger refiners first, as their projects will offer larger profits for the vendors. Temporarily delaying compliance for small refiners will spread out the demand for these resources and may help reduce cost premiums for everyone caused by limited engineering and construction supply.

We discuss below the provisions that we are finalizing to minimize the degree of hardship imposed upon small refiners by this program. With these provisions we are confident in going forward with the 500 ppm sulfur standard for NRLM diesel fuel in 2007 and the 15 ppm sulfur standard for NR diesel fuel in 2010 and for LM diesel fuel in 2012, for the rest of the industry. The provisions for small refiners will allow these refiners to continue to produce higher sulfur NRLM fuel until June 1, 2010, and similarly, will allow for the production of 500 ppm nonroad NRLM fuel until June 1, 2014. Without small refiner relief, we would have to consider delaying the overall program until the burden of the program on many small refiners was diminished, which would delay the air quality benefits of the overall program. By providing temporary relief to small refiners, we are able to adopt a program that expeditiously reduces NRLM diesel fuel sulfur levels in a feasible manner for the industry as a whole.

The four-year leadtime from which begins in 2010 for small refiners for locomotive and marine diesel fuel is identical to the relief that was supported by small refiners for nonroad diesel fuel. We believe that this relief is necessary and adequate to reduce the burden on small entities while still achieving our air quality goals. Small refineries vary considerably in their markets for NRLM diesel fuels. Consequently, the proposal to control nonroad diesel fuel to 15 ppm sulfur impacted small refiners with significant nonroad market shares, but left those with significant locomotive and marine market shares relatively untouched. With control of all NRLM diesel fuel to 15 ppm sulfur in this final rule, all small refiners of NRLM diesel fuel will face similar challenges, and therefore the same four year lead time from 2010 proposed for those small refiners impacted by nonroad fuel control alone is also appropriate when the standards are expanded to all NRLM. In essence, while more small refiners face the challenge of desulfurizing all of their diesel fuel to the 15 ppm sulfur standard, the magnitude of this challenge is not any greater. Furthermore, providing

additional relief (beyond 2014) to small refiners would undermine the program by further delaying air quality benefits. The 2014 deadline for all small refiner diesel fuel to 15 ppm sulfur will also simplify the fuel program and it will allow small refiners the ability to coordinate their plans to reduce the sulfur content of all off-highway diesel fuel at the same time.

iii. Impact of Small Refiner Options on Program Emissions Benefits

Small refiners that choose to delay the NRLM diesel fuel sulfur requirements will also delay to some extent the emission reductions that would otherwise have been achieved. However, for several reasons, the overall impact of these postponed emission reductions will be small. First, small refiners represent only a fraction of national non-highway diesel production. Today, refiners that we expect to qualify as small refiners represent only about six percent of all high-sulfur diesel production. Second, the delayed compliance provisions described below will affect only engines without new emission controls. During the program's first step to 500 ppm sulfur NRLM diesel fuel, small refiner NRLM diesel fuel could be well above 500 ppm sulfur, but the new advanced engine controls will not yet be required. During the second step to 15 ppm sulfur NRLM diesel fuel, equipment with the new controls will be entering the market, but use of the 500 ppm small refiner fuel will be restricted to older engines without the new controls. There will be some loss of sulfate PM control in the older engines that operate on higher sulfur small refiner fuel, but no effect on the major emission reductions that the new engine standards will achieve starting in 2011. Finally, because small diesel refiners are generally dispersed geographically across the country, the limited loss of sulfate PM control will also be dispersed.

One option for small refiner relief will allow a modest 20 percent relaxation in the gasoline sulfur interim standards for small refiners that produce all of their NRLM diesel fuel at 15 ppm sulfur by June 1, 2006. To the extent that small refiners elect this option, a small loss of emission control from Tier 2 gasoline vehicles that use the higher sulfur gasoline could occur. We believe that such a loss of control will be very small. Very few small refiners will be in a position to use this provision. Further, the relatively small production of gasoline with slightly higher sulfur levels should have no measurable impact on the emissions of new Tier 2

vehicles, even if the likely "blending down" of sulfur levels does not occur as this fuel mixed with lower sulfur fuel during distribution. This provision will also maintain the maximum 450 ppm gasoline sulfur per-gallon cap standard in all cases, providing a reasonable sulfur ceiling for any small refiners using this provision.

b. Small Refiner Definition for Purposes of the Hardship Provisions

The definition of small refiner under the NRLM diesel program is similar to the definitions under the Tier 2/ Gasoline Sulfur and Highway Diesel rules. Under the NRLM program, a small refiner must demonstrate that it meets the following criteria:

- Produced NRLM diesel from crude;
- No more than 1,500 employees corporate-wide, based on the average number of employees for all pay periods from January 1, 2002 to January 1, 2003; and,
- A corporate crude oil capacity less than or equal to 155,000 barrels per calendar day (bpcd) for 2002.

As with the earlier fuel sulfur programs, the effective dates for the determination of employee count and for calculation of the crude capacity represent the most recent complete year prior to the issuing of the proposed rulemaking (2002, in this case).

In determining its total number of employees and crude oil capacity, a refiner must include the number of employees and crude oil capacity of any subsidiary companies, any parent company and subsidiaries of the parent company, and any joint venture partners. We define a subsidiary of a company to mean any subsidiary in which the company has a 50 percent or greater ownership interest. However, refiners owned and controlled by an Alaska Regional or Village Corporation organized under the Alaska Native Claims Settlement Act (43 U.S.C. 1626), are also eligible for small refiner status, based only on the refiner's employees and crude oil capacity. Such an exclusion is consistent with our desire to grant regulatory relief to that part of the industry that is the most challenged with respect to regulatory compliance. We believe that very few refiners, probably only one, will qualify under this provision. We are also incorporating this exclusion into the small refiner provisions of the highway diesel and gasoline sulfur rules, which did not address this issue.

As under the gasoline sulfur and highway diesel fuel rules, refiners that either acquire or restart a refinery in the future may be eligible for small refiner status under the NRLM program.

Specifically, a refiner that either acquires or restarts a refinery that was shut down or non-operational under January 1, 2002 and January 1, 2003 may apply for small refiner status. In such cases, we will judge eligibility under the employment and crude oil capacity criteria based on the most recent 12 consecutive months of data unless we conclude from the data provided by the refiner that another period of time is more appropriate. Companies with refineries built after January 1, 2002 are not eligible for the small refiner provisions. Similarly, entities that do not own or operate a refinery are not eligible to apply for small refiner status.

c. Provisions for Small Refiners

We are finalizing several provisions intended to reduce the regulatory burden of today's program on small refiners as well as to encourage their early compliance whenever possible. As described below, these small refiner relief options consist of additional time for compliance and, for small refiners that choose to comply earlier than required, the option of either generating diesel fuel sulfur credits or receiving a limited relaxation of their gasoline sulfur standards.

i. NRLM Delay Option

First, we are finalizing an option that allows small refiners to postpone their compliance with the NRLM diesel fuel sulfur standards. The delayed compliance schedule for small refiners is intended to compensate for the relatively higher compliance burdens on these refiners. It is not intended as an opportunity for those refiners to greatly expand their production of uncontrolled diesel fuel (2007–2010) or 500 ppm sulfur diesel fuel (2010–2014). To help ensure that any significant expansion of refining capacity that a small refiner might undertake in the future is accompanied by an expansion of desulfurization capacity, small refiners producing higher sulfur fuel must limit their production to baseline volume levels. Specifically, during the first step of today's diesel fuel program to 500 ppm sulfur, from June 1, 2007 through May 31, 2010, a small refiner may at any or all of its refineries produce uncontrolled NRLM diesel fuel up to the 2003 through 2005 non-highway baseline volume for the refinery(s). Any diesel fuel produced over the baseline volume will be subject to the 500 ppm sulfur standard applying to other refiners. Similarly, from June 1, 2010 through May 31, 2014, a small refiner may produce at any or all of its refineries NRLM diesel fuel subject to

the 500 ppm sulfur standard at a volume equal to or less than the refineries' 2006–2008 non-highway baseline volumes. LM fuel produced to the 500 ppm standard during 2010 to 2012 would be counted towards meeting this baseline volume. NRLM fuel produced in excess of the baseline volume will be subject to the 15 ppm sulfur NRLM diesel fuel standard. The baseline for 2003–2005 will be determined by subtracting the refinery's highway volume from its total highway and heating oil volume production. The baseline for 2006–2008 will be determined based upon the volume of the refinery's NRLM fuel designations discussed in section IV.D.

As discussed in section IV.D, the costs to the distribution system to mark heating oil in areas of PADD 1 with high heating oil demand to distinguish it

from small refiner or credit-using high sulfur NRLM made this option undesirable in these areas. Based on our review of anticipated small refiner situations, this portion of PADD 1 appears unlikely to provide a meaningful market for small refiners seeking this option. Therefore, in this part of the country it imposed costs without providing the intended benefit. Consequently, while this option was proposed to be available nationwide, we are not finalizing it for a portion of PADD 1. This change from the proposal should have no meaningful impact on small refiners' flexibility, but will reduce the costs for fuel distributors.

Since new engines with sulfur sensitive emission controls will begin to become widespread beginning in 2011, small refiner fuel can only be sold for use in pre-2011 nonroad equipment or

in locomotives or marine engines during this time. Section IV.D below discusses the requirements for designating and tracking the production of 500 ppm sulfur NRLM diesel fuel produced by small refiners during this period.

The following table illustrates the small refiner NRLM diesel fuel sulfur standards as compared to the standards for the base NRLM diesel fuel program. As previously stated, small refiners will receive additional lead time, compared to non-small refiners for 15 ppm sulfur locomotive and marine diesel fuel. This lead time is identical to that which had been proposed for 15 ppm sulfur nonroad diesel fuel. This will ensure that emission benefits of ultra low sulfur diesel fuel are achieved as soon as possible, and should not significantly change the nature or magnitude of the burden on affected small refiners.

TABLE IV-4.—SMALL REFINER NRLM DIESEL FUEL SULFUR STANDARDS, PPM ^A

	2006	2007	2008	2009	2010	2011	2012	2013	2014	2015+
Non-Small Refiners–NR fuel	500	500	500	15	15	15	15	15	15
Non-Small Refiners–LM fuel	500	500	500	500	500	15	15	15	15
Small Refiners–NR diesel fuel	500	500	500	500	15	15
Small Refiners–LM diesel fuel	500	500	500	500	15	15

Notes: ^a New standards will take effect on June 1 of the applicable year.

ii. NRLM Credit Option

Some small refiners have indicated that, for a variety of reasons, they might need to produce fuel meeting the NRLM diesel fuel sulfur standards earlier than required under the small refiner program described above. For some small refiners, the distribution system might limit the number of grades of diesel fuel that will be carried. Others might find it economically advantageous to make 500 ppm or 15 ppm sulfur NRLM diesel fuel earlier than required to prevent losing market share. At least one small refiner has indicated that it might decide to desulfurize its NRLM pool at the same time as it desulfurizes its highway diesel fuel, in June 2006, due to limitations in its distribution system and to take advantage of economies of scale.

The NRLM Credit option allows small refiners to participate in the NRLM diesel fuel sulfur credit banking and trading program discussed earlier in this section. Under this option, a small refiner may generate diesel fuel sulfur credits by producing any volume of 500 ppm sulfur NRLM diesel fuel from crude oil prior to from June 1, 2006 through May 31, 2010, and by producing any volume from crude oil of 15 ppm sulfur NRLM diesel fuel from

June 1, 2010 through December 31, 2013. The specifics of the credit program are described in section IV.A.4, including how the program applies to small refiners. Generating and selling credits could provide small refiners with funds to help defray the costs of early NRLM compliance.

iii. NRLM/Gasoline Compliance Option

The NRLM/Gasoline Compliance option is available to small refiners that produce greater than 95 percent of their NRLM diesel fuel at the 15 ppm sulfur standard by June 1, 2006 and elect not to use the provision described above to earn NRLM diesel fuel sulfur credits for this early compliance. Refiners choosing this option will receive a modest revision in their small refiner interim gasoline sulfur standards, beginning January 1, 2004. Specifically, the applicable small refiner annual average and per-gallon cap gasoline sulfur standards will be increased by 20 percent for the duration of the interim program. The interim program is through either 2007 or 2010, depending on whether the refiner extended the duration of its interim gasoline sulfur standards by producing 15 ppm sulfur highway diesel fuel by June 1, 2006, as provided under 40 CFR 80.552(c). In no case may the per-gallon gasoline sulfur cap exceed 450 ppm, the highest level

allowed under the gasoline sulfur program.

We believe it is very important to link any relaxation of a small refiner's interim gasoline sulfur standards with the environmental benefit of early desulfurization of a significant volume of NRLM diesel fuel. As such, a small refiner choosing to use this option must produce a minimum volume of NRLM diesel fuel at the 15 ppm sulfur standard by June 1, 2006. Each participating small refiner must produce a volume of 15 ppm sulfur fuel that is at least 85 percent of the annual average volume of non-highway diesel fuel it produced from 2003–2005. If the refiner began to produce gasoline in 2004 at the higher interim standard under this provision but then either fails to meet the 15 ppm sulfur standard for its NRLM diesel fuel by June 1, 2006 or fails to meet the 85 percent minimum volume requirement, the original small refiner interim gasoline sulfur standard applicable to that refiner will automatically apply retroactively to 2004. In addition, the refiner must compensate for the higher gasoline sulfur levels by purchasing gasoline sulfur credits or producing an equivalent volume of gasoline below the required sulfur levels. Under this option, a small refiner could in effect shift some funds from its gasoline sulfur program to accelerate desulfurization of

NRLM diesel fuel. While there would be a small potential loss of emission reduction under the gasoline sulfur program from fuel produced by the very few small refiners that we believe would choose this second option, there are also environmental benefits gained from the production of 15 ppm sulfur diesel fuel earlier than otherwise required.

iv. Relationship of the Options to Each Other

A small refiner may choose to use the NRLM Delay option, the NRLM Credit option or both in combination, since it has no requirement to produce 500 ppm sulfur NRLM diesel fuel before June 1, 2010, or 15 ppm sulfur NRLM diesel fuel before June 1, 2014. Thus any fuel that it produces from crude at or below the sulfur standards earlier than required will qualify for generating credits.

On the other hand, the NRLM/Gasoline Compliance option may not be used in combination with either the NRLM Delay option or the NRLM Credit option, since a small refiner must produce at least 85 percent of its NRLM diesel fuel at the 15 ppm sulfur standard under the NRLM/Gasoline Compliance option.

d. How Do Refiners Apply for Small Refiner Status?

A refiner applying for small refiner status must provide the Agency with several types of information by December 31, 2004. The detailed application requirements are summarized in section V.F.2 below. In general, a potential small refiner must own the refinery/refineries in question and must provide the following information for the parent company and all subsidiaries at all locations: (1) The average number of employees for all pay periods from January 1, 2002 through January 1, 2003; (2) the total corporate crude oil capacity, which must be a positive number; and (3) an indication of which small refiner option the refiner intends to use (see section IV.B.1.c above). As with applications for relief under other fuel programs, applications for small refiner status under this rule that are later found to contain false or inaccurate information will be void *ab initio*.

e. The Effect of Financial and Other Transactions on Small Refiner Status and Small Refiner Relief Provisions

Since the gasoline sulfur and highway diesel fuel sulfur programs were finalized, several refiners have raised concerns about how various financial and other transactions could affect implementation of the small refiner fuel

sulfur provisions. These types of transactions typically involve refiners with approved small refiner status that are involved in potential or actual sales of the small refiner's refinery, or involve the small refiner merging with another refiner or purchasing another refinery (or other non-refining asset). We believe that these concerns are also relevant to the small refiner provisions described below for the NRLM diesel fuel sulfur program.

i. Large Refiner Purchasing a Small Refiner's Refinery

The first type of transaction involves a "non-small" refiner that wishes to purchase a refinery owned by an approved small refiner. In some cases, the small refiner may not have completed or even begun refinery upgrades to meet the long-term fuel sulfur standards if it was using an interim small refiner compliance provision. Under the gasoline sulfur and highway diesel fuel sulfur programs, once such a purchase transaction is completed, the "non-small" buyer does not have the benefit of the small refiner relief provisions that had applied to the previous owner.

The purchasing refiner would have to perform the necessary upgrades on the acquired refinery for it to meet the "non-small" sulfur standards. As the gasoline sulfur and highway diesel fuel sulfur provisions existed prior to today's action, such a refiner would be left with very little or, in the case of the gasoline sulfur program which has already begun, no lead time to bring the refinery into compliance. The refiners that have raised this issue have claimed that refiners in this situation would not be able to immediately comply with the "non-small refiner" standards upon acquisition of the new refinery. These refiners claim that this could prevent them from purchasing a refinery from a small refiner and, as a result, this would severely limit the ability of small refiners to sell such an asset. The refiners that raised this issue requested additional lead time before the non-small refiner sulfur standards take effect.

We received comments on this issue from two refiners. Both refiners commented that lead time for refiners losing their small refiner status should only be allowed for the case where a small refiner merges with, or acquires, another small refiner. Neither refiner supports allowing additional lead time for a large refiner that merges with or acquires a small refiner. In addition, these refiners also commented that it would be inappropriate to allow a small refiner that receives this lead time to be

able to generate credits for "early" production of lower sulfur diesels during this two-year period.

Nevertheless, we continue to believe these lead-time concerns are valid. Failure to address them could lead to unnecessary disruption to the diesel fuel market. Therefore, we are adopting a provision to provide an appropriate period of lead time for compliance with the NRLM diesel fuel sulfur requirements for situations in which a refiner purchases any refinery owned by a small refiner, whether by purchase of the refinery or purchase of the small refiner entity. Refiners that acquire a refinery from an approved small refiner will be provided 30 additional months from the date of the completion of the purchase transaction (but no later than June 1, 2010 for 500 ppm NRLM fuel and June 1, 2014 for 15 ppm NRLM fuel). During this interim period, production at the newly-acquired refinery may remain at the interim sulfur levels that applied to that refinery for the previous small refiner owner under the small refiner options discussed below. At the end of this period, the refiner must comply with the "non-small refinery" sulfur standards.

We received comments suggesting that the proposed 24 months of additional lead time would not be adequate, and further, discussions with several refiners indicated that in most cases, 24 months would be inadequate. As discussed in section IV.F, we project a range of 27–39 months is needed to design and construct a diesel hydrotreater. Therefore, in order to allow a reasonable opportunity for complying, we are finalizing the provision that 30 months of additional lead time will be afforded. Thirty months should in most cases be sufficient for the new refiner-owner to accomplish the necessary engineering, permitting, construction, and start-up of the necessary desulfurization equipment. However, if there are instances where the technical characteristics of its planned desulfurization project will require additional lead time, we have included provisions for the refiner to apply for up to six months of additional time and for EPA to consider such requests on a case-by-case basis. Such an application must be based on the technical factors supporting the need for more time and should include detailed technical information and projected schedules for engineering, permitting, construction, and startup. Based on information provided in such an application and other relevant information, EPA will decide whether additional time is

technically necessary and, if so, how much additional time is appropriate. However, we anticipate that in most cases 30 months will be sufficient, since developing plans for compliance should be expected to be a part of any purchase decision.

All existing small refiner provisions and restrictions, as described below, will also remain in place for that refinery during the 30 months of additional lead time and any further lead time approved by EPA for the purchasing refiner; including the per-refinery volume limitation on the amount of NRLM diesel that may be produced at the small refiner standards. Furthermore, since the purpose of this grace period is solely to provide time to bring the refinery into compliance with the NRLM standards, refiners will not be allowed to generate credits for early compliance during this 30 month period. There will be no adverse environmental impact of this provision, since the small refiner would have already been provided this same relief prior to the purchase and this provision is no more generous.

ii. Small Refiner Losing Its Small Refiner Status Due To Merger or Acquisition

Another type of transaction involves a refiner with approved small refiner status that later loses its small refiner status because it exceeds the small refiner criteria. Under the gasoline sulfur and highway diesel fuel sulfur regulations, an approved small refiner that exceeds 1,500 employees due to merger or acquisition will lose its small refiner status. We also intended for refiners that exceeded the 155,000 barrel per calendar day crude capacity limit due to merger or acquisition to lose its small refiner status and in this rule we are amending the regulations to reflect that criterion as well. This includes exceedances of the employee or crude capacity criteria caused by acquisitions of assets such as plant and equipment, as well as acquisitions of business entities.

Our intent in the gasoline and highway diesel fuel sulfur programs, as well as the NRLM diesel fuel sulfur program, has been and continues to be, limiting the small refiner relief provisions to a small subset of refiners that are challenged, as discussed above. At the same time, it is also our intent to avoid stifling normal business growth. Therefore, the regulations we are adopting today will disqualify a refiner from small refiner status if it exceeds the small refiner criteria through its involvement in transactions such as being acquired by or merging

with another entity, through the small refiner itself purchasing another entity or assets from another entity, or when it ceases to process crude oil. However, an approved small refiner who exceeds the employee or crude oil capacity criteria without merger or acquisition, may retain its small refiner status for the purposes of the complying with the NRLM diesel fuel standards.

Furthermore, in the sole case of a merger between two approved small refiners we will allow such refiners to retain their small refiner status for purposes of complying with the NRLM diesel fuel program. Commenters explained that additional financial resources would not typically be provided in the case of a merger between small refiners. In light of these comments, we believe the justification for continued small refiner relief for the merged entity is valid. Small refiner status for the two entities of the merger will not be affected, hence the original compliance plans of the two refiners should not be impacted. Moreover, no environmental detriment will result from the two small refiners maintaining their small refiner status within the merged entity as they would have likely maintained their small refiner status had the merger not occurred.

Consistent with our intent in the gasoline sulfur and highway diesel fuel sulfur programs to limit the use of the small refiner hardship provisions, we also intended in the gasoline sulfur and highway diesel fuel sulfur programs that an exceedance of corporate crude oil capacity limit of 155,000 bpcd, due to merger or acquisition, would be grounds for disqualifying a refiner's small refiner status. However, we inadvertently failed to include this second criterion as grounds for disqualification in the regulations. In today's action, we are resolving this error by including the crude capacity limit, along with the employee limit for both the gasoline sulfur and highway diesel fuel sulfur programs, effective January 1, 2004. Thus, a refiner exceeding either criterion due to merger or acquisition will lose its small refiner status. The exception to this would be in the case of merger only between two small refiners. We received comments supporting the allowance of additional lead time for small refiners that lose their small refiner status through a merger with, or acquisition of, another small refiner.

We recognize that a small refiner that loses its small refiner status because of a merger with, or acquisition of, a non-small refiner would face the same type of lead time concerns in complying with the non-small refiner standards as a

non-small refiner that acquired a small refiner's refinery would. Therefore, the additional lead time described above for non-small refiners purchasing a small refiner's refinery will also apply to this situation. Thus, this 30 month lead time will apply to all of the refineries, existing or newly-purchased, that had previously been subject to the small refiner program, but would not apply to a newly-purchased refinery that is subject to the non-small refiner standards. Again, there would be no adverse environmental impact because of the pre-existing relief provisions that applied to the newly-purchased small refiner.

The issues discussed in this section apply equally to the gasoline sulfur and highway diesel fuel sulfur programs. Thus, we are also adopting the same provisions relating to additional lead time in cases of certain financial, or other, transactions for the small refiner programs in the earlier fuel sulfur programs.

In the proposal for today's final rule, we invited comment on several other related provisions that were considered during the development of this rulemaking:

(1) Instead of merely allowing small refiners a grace period to come into compliance if they lose their small refiner status, we also asked for comment on whether or not such a small refiner should instead be allowed to "grandfather" the small refiner relief provisions for its existing refinery or refineries. We did not receive any specific comments on this issue and we are not finalizing this provision in today's action.

(2) Regarding small refiners that exceed the small refiner criteria due to the purchase of a non-small refiner's refinery, we requested comment on whether or not the proposed additional lead time should apply to the purchased refinery. We also requested comment on whether or not the refiner should be required to meet the non-small refiner standards on schedule at the purchased refinery, since the previous owner could be assumed to have anticipated the new standards and taken steps to accomplish this prior to the purchase. One refiner commented that merger acquisition flexibility for refineries that lose their small refiner status should be limited to instances where a small refiner merges with another small refiner. They believed that any small refiner that loses its small refiner status due to an acquisition of a non-small refiner's refinery should not be eligible for hardship relief. Similarly, another refiner commented that a refiner should not retain small refiner status if it has

the financial resources to acquire additional refineries that increase corporate-wide crude processing above 155,000 bpd. We are not adopting any flexibility for the purchased refinery in this situation (except in the case of a merger between two small refiners, as discussed above).

f. Provisions for Approved Gasoline and Highway Diesel Fuel Small Refiners That Do Not Qualify for Small Refiner Status Under Today's Program

Some refiners that have approved small refiner status under the gasoline sulfur and highway diesel fuel programs may not qualify for small refiner status under today's program if they have grown through normal business operations and now exceed the qualification criteria for NRLM small refiner status. One refiner commented on the lack of a "grandfather" provision in the nonroad proposal that would automatically continue small refiner status to refiners already approved as small refiners under the gasoline and highway diesel fuel sulfur programs. Without such a provision some refiners could be approved small refiners under the gasoline sulfur and highway diesel fuel sulfur programs (because they grew through normal business expansions and not through merger or acquisition) but would not qualify under the NRLM program because they now exceed the criteria. As a consequence, the commenter argued that in some cases benefits afforded to such small refiners under the gasoline and highway diesel fuel sulfur programs could be negated. Specifically, under the highway diesel rule they were allowed until 2010 before needing to have diesel fuel hydrotreating capacity. Under the nonroad rule, they would have to do so in 2007. Since it would only make sense to invest for adequate 15 ppm capacity when they do invest, the nonroad standards essentially would require them to invest to bring all highway and nonroad diesel to 15 ppm sulfur in 2007, eliminating the flexibility granted them in the highway rule. Furthermore, the refiners' clean fuel projects for low sulfur gasoline, highway diesel fuel, and NRLM diesel fuel could no longer be staggered. In fact, small refiners in such situations would be required to make investments for compliance with all three fuel programs in the same three to four year period, if not virtually all at once.

We believe that a refiner who no longer meets the criteria for small refiner status, since it has successfully grown through normal business operations, does not face the same level of hardship described earlier in this

section. We do not intend for the NRLM program to undermine the benefits afforded to small refiners under the gasoline and highway diesel fuel sulfur programs, as described in the comments. At the same time, however, we want to preserve small refiner status under today's program only for those businesses that meet the criteria described above. Under the nonroad proposal, a refiner with approved small refiner status under the highway diesel fuel program but not the NRLM program would be required to produce 500 ppm sulfur NRLM diesel fuel in 2007 and both 15 ppm sulfur highway and NR diesel fuel in 2010. Under today's final program, such a refiner may instead skip the 2007 500 ppm interim sulfur standard for its NRLM diesel fuel, and meet the 15 ppm sulfur standard for both its highway and NR diesel fuel in 2010 and LM diesel fuel in 2012. Such an approach will maintain the refiner's flexibility under the highway program by allowing it to delay diesel hydrotreating investment until 2010, while limiting its flexibility under the nonroad diesel program.

g. Additional Provisions and Program Elements

To reduce the burden on all refiners (including small refiners), we have chosen to finalize the designate and track approach, rather than the baseline approach. Discussions with parties in all parts of the distribution system led us to believe that this is the preferred approach, as tracking is currently done by parties throughout the distribution system. We are also finalizing provisions to simplify the segregation, marking, and dyeing requirements. In addition, we are finalizing provisions to alleviate the concern raised by small terminal operators regarding the heating oil marker. Terminals in parts of PADD 1 (Northeast/Mid-Atlantic Area) will not have to add the marker to home heating oil. Therefore we expect that no terminals inside of the Northeast/Mid-Atlantic Area will need to install injection equipment. These provisions are discussed in greater detail in section IV.D, below.

2. General Hardship Provisions

a. Temporary Waivers From NRLM Diesel Fuel Sulfur Requirements in Extreme Unforeseen Circumstances

We are finalizing a provision which, at our discretion, will permit any domestic or foreign refiner to seek a temporary relief from the NRLM diesel fuel sulfur standards under certain rare circumstances. This waiver provision is similar to provisions in the reformulated

gasoline, low sulfur gasoline, and highway diesel fuel sulfur regulations. It is intended to provide refiners short-term relief due to unanticipated circumstances, such as a refinery fire or a natural disaster, that cannot be reasonably foreseen now or in the near future.

Under this provision, a refiner may seek a waiver to distribute NRLM diesel fuel that does not meet the applicable 500 ppm or 15 ppm sulfur standards for a brief time period. An approved waiver of this type could, for example, allow a refiner to produce and distribute diesel fuel with higher than allowed sulfur levels, so long as the other conditions described below were met. Such a request must be based on the refiner's inability to produce complying NRLM diesel fuel because of extreme and unusual circumstances outside the refiner's control that could not have been avoided through the exercise of due diligence. The request must also show that other avenues for mitigating the problem, such as the purchase of credits to be used toward compliance, had been pursued yet were insufficient. As with other types of regulatory relief established in this rule, this type of temporary waiver will have to be designed to prevent fuel exceeding the 15 ppm sulfur standard from being used in 2011 and later model year nonroad engines.

The conditions for obtaining a NRLM diesel fuel sulfur waiver are similar to those under the RFG, gasoline sulfur, and highway diesel fuel sulfur regulations. These conditions are necessary and appropriate to ensure that any waivers that are granted are limited in scope, and that refiners do not gain economic benefits from a waiver. Therefore, refiners seeking a waiver will be required to show that the waiver is in the best public interest and that they: (1) Were not able to avoid the nonconformity; (2) will make up the air quality detriment associated with the waiver; (3) will make up any economic benefit from the waiver; and (4) will meet the applicable diesel fuel sulfur standards as expeditiously as possible.

b. Temporary Relief Based on Extreme Hardship Circumstances

In addition to the provision for short-term relief under extreme unforeseen circumstances, we are finalizing a provision for relief based on extreme hardship circumstances such as circumstances that impose extreme hardship and significantly affect a refiners ability to comply with the program requirements by the applicable dates. This provision is also very similar to those established under the gasoline

sulfur and highway diesel fuel sulfur programs. Under the gasoline sulfur program, we have granted relief in the form of individual compliance plans to five refiners. Under the highway diesel program, we have approved two. Each plan was designed for the specific situation of that refiner. In all cases, the companies would have experienced severe hardship if temporary relief had not been granted. Moreover, some refineries were at a high risk of shutting down without the relief.

In developing today's program, as under our other fuel programs, we considered whether any refiners would face particular difficulty in complying with the standards in the lead time provided. As described earlier in this section, we concluded that, in general, small refiners would experience more difficulty in complying with the standards on time because they have less ability to raise the capital necessary for refinery investments, face proportionately higher costs because of poorer economies of scale, and are less able to successfully compete for limited engineering and construction resources. However, it is possible that other refiners that are not small refiners may also face particular difficulty in complying on time with the sulfur standards required under today's program. Therefore, we are including in this rulemaking a provision which allows us, at our discretion, to grant temporary waivers from the NRLM diesel fuel sulfur standards based on a showing of extreme hardship circumstances.

The extreme hardship provision allows any domestic or foreign refiner to request relief from the sulfur standards based on a showing of unusual circumstances that result in extreme hardship and significantly affect a refiner's ability to comply with either the 500 ppm or 15 ppm sulfur NRLM diesel fuel standards by either June 1, 2007, June 1, 2010, or June 1, 2012, respectively. The Agency will evaluate each application on a case-by-case basis, considering the factors described below. Approved hardship applications may include compliance plans with relief similar to the provisions for small refiners, which are described in detail above in section IV.B.1.c. Depending on the refiner's specific situation, such approved delays in meeting the sulfur requirements may be more stringent than those allowed for small refiners, but will not likely be less stringent. Given such an approval, we expect to impose appropriate conditions to: (1) Assure the refiner is making its best effort; and (2) minimize any loss of emissions benefits from the program. As

with other relief provisions established in this rule, any waiver under this provision will be designed to prevent fuel exceeding the 15 ppm sulfur standard from being used in 2011 and later model year nonroad engines.

Providing short-term relief to those refiners that need additional time because they face hardship circumstances facilitates adoption of an overall program that reduces NRLM diesel fuel sulfur to 500 ppm beginning in 2007, and NRLM diesel fuel sulfur to 15 ppm in 2010 and 2012, for the majority of the industry. However, we do not intend for this waiver provision to encourage refiners to delay the planning and investments they would otherwise make. We do not expect to grant temporary waivers that apply to more than approximately one percent of the national NRLM diesel fuel pool in any given year.

The regulatory language for today's action includes a list of the information that must be included in a refiner's application for an extreme hardship waiver. If a refiner fails to provide all of the information specified in the regulations as part of its hardship application, we will deem the application void. In addition, we may request additional information as needed. Our experience to date shows that detailed technical and financial information from the companies seeking relief has been necessary to fully evaluate whether a hardship situation exists. The following are some examples of the types of information that must be contained in an application:

- The crude oil refining capacity and fuel sulfur level(s) of each diesel fuel product produced at each of the refiner's refineries.
- A technical plan for capital equipment and operating changes to achieve the NRLM diesel fuel sulfur standards.
- The anticipated timing for the overall project the refiner is proposing and key milestones to ultimately produce 100 percent of NRLM diesel fuel at the 15 ppm sulfur cap.
- The refiner's capital requirements for each step of its proposed projects.
- Detailed plans for financing the project and financial statements demonstrating the nature of and degree of financial hardship and how the requested relief would mitigate this hardship. This would include a description of the overall financial situation of the company and its plans to secure financing for the desulfurization project (e.g., internal cash flow, bank loans, issuing of bonds, sale of assets, or sale of stock).

—A plan demonstrating how the refiner would achieve the standards as quickly as possible, including a timetable for obtaining the necessary capital, contracting for engineering and construction resources, obtaining any necessary permits, and beginning and completing construction.

—A description of the market area for the refiner's diesel fuel products.

—In some cases, it could also include a compliance plan for how the refiner's diesel fuel will be segregated through to the end-user and information on each of the end-users to whom its fuel is delivered.

We will consider several factors in our evaluation of any hardship waiver applications that we receive. Such factors include whether a refinery's configuration is unique or atypical; the proportion of non-highway diesel fuel production relative to other refinery products; whether the refiner, its parent company, and its subsidiaries are faced with severe economic limitations and steps the refiner has taken to attempt to comply with the standards, including efforts to obtain credits towards compliance. In addition, we will consider the total crude oil capacity of the refinery and its parent or subsidiary corporations, if any, in assessing the degree of hardship and the refiner's role in the diesel market. Finally, we will consider where the diesel fuel is intended to be sold in evaluating the environmental impacts of granting a waiver. Typically, because of EPA's comprehensive evaluation of both financial and technical information, action on hardship applications can take six or more months.

This extreme hardship provision is intended to address unusual circumstances that should be apparent now or could emerge in the near future. Thus, refiners seeking additional time under this provision must apply for relief by June 1, 2005, although we retain the discretion to consider hardship applications later as well for good cause.

3. Provisions for Transmix Facilities

In the petroleum products distribution system, certain types of interface mixtures in product pipelines cannot be added in any significant quantity to either of the adjoining products that produced the interface. These mixtures are known as "transmix." The pipeline and terminal industry's practice is to transport transmix via truck, pipeline, or barge to a facility with an on-site fractionator that is designed to separate the products. The owner or operator of such a facility is called a "transmix

processor.” Such entities are generally considered to be a refiner under existing EPA fuel regulations.

Transmix processors, like conventional refiners, are also currently subject to the “80 percent/20 percent” production requirement for 15 ppm and 500 ppm sulfur highway diesel fuel. This requirement, however, is inconsistent with the inherent nature of the transmix processors’ business. Unlike conventional refiners, transmix processors refine batches of fuel that vary in volume and timing—largely unpredictably. Complying with set percentages of different highway diesel fuel sulfur grades would be very difficult, probably resulting in either a need to purchase credits or to postpone processing of some shipments.

Transmix processors commented that it would not be appropriate to have any additional restrictions, beyond those based on sulfur content, imposed on their ability to market the fuel that they produce. They stated that the implementation of other restrictions, such as those under the highway diesel program’s 80/20 requirement, would force them to ship large volumes of blendstocks back to refineries by truck, resulting in tank lock-outs that could cascade upstream though the distribution system potentially interfering with pipeline operations.¹⁰³

Furthermore, transmix processors do not have the ability to change the nature of their products, as their processing equipment consists only of a distillation column to separate the blendstocks. This simple refinery configuration further limits their ability to install and operate a distillate hydrotreater. The commenters added that the sulfur content of the slate of fuel products that they produce is completely dependant on feed material that they receive, and that it is not feasible for them to install desulfurization equipment. We agree that it is not feasible for transmix processors to alter the sulfur content of the fuels that they produce and that limiting the market for these fuels could potentially lead to disruptions in the fuel distribution system.

In light of this disproportionate burden on transmix processors, today’s final rule removes the restriction on the volume of highway or NRLM diesel fuel they produce, if they produce diesel fuel according to typical operational practices involving the separation of transmix and not, for example, by blending of blendstocks or processing

crude or heavy oils. Therefore, under today’s final rule, transmix processors may choose to continue to produce all of their highway diesel fuel to the 500 ppm sulfur standard until 2010. They may further choose to continue to produce all of their NRLM diesel fuel as high sulfur diesel fuel until June 1, 2010, all of their NRLM diesel fuel to the 500 ppm sulfur standard until June 1, 2014, and all of their LM diesel fuel to a 500 ppm sulfur limit indefinitely.

Transmix processors will be required to properly designate their fuel with the proper PTDs. Because the volume of fuel involved will be small and the fuel processed will already have been off-specification, we believe that providing this flexibility for transmix processors will have essentially no environmental impact and will not affect the efficient functioning of the NRLM diesel fuel program or the existing highway diesel fuel program. Rather, this approach will allow fuel volume to remain in the highway, NRLM, or LM (as applicable based on time frame) markets that might otherwise be forced into the heating oil market.

C. Special Provisions for Alaska and the Territories

1. Alaska

The nationwide engine emission standards established today apply to all NR engines throughout Alaska. The nationwide NRLM diesel fuel sulfur standards and implementation dates apply to NRLM diesel fuel used in the areas of Alaska served by the federal aid highway system (FAHS). In this final rule, EPA is not finalizing fuel sulfur standards and implementation deadlines for NRLM diesel fuel used in the areas of Alaska not served by the FAHS (*i.e.*, the “rural” areas). They will be addressed in a separate rulemaking to allow EPA to address the requirements for highway and NRLM diesel fuel in the rural areas in the same rulemaking. This final rule does, however, adopt the prohibition in the rural areas on the use of high sulfur (greater than 15 ppm) diesel fuel in model year 2011 and later nonroad engines, which will be manufactured to operate on ultra-low sulfur diesel fuel.

a. How Do the Highway Diesel Engine Standards, the Highway Diesel Fuel Standards, and Implementation Deadlines Apply in Alaska?

Unlike the rest of the nation, Alaska is currently exempt from the 500 ppm sulfur standard for highway diesel fuel and the dye provisions for diesel fuel not subject to this standard. Since the beginning of the 500 ppm sulfur

highway diesel fuel program, we have granted Alaska exemptions from both the sulfur standard and dye provisions because of its unique geographical, meteorological, air quality, and economic factors.¹⁰⁴ On December 12, 1995, Alaska submitted a petition for a permanent exemption for all areas of the state served by the FAHS, that is, those areas previously covered only by a temporary exemption. While considering that petition, we started work on a nationwide rule to consider more stringent highway diesel fuel requirements for sulfur content.

In the January 18, 2001, highway diesel rule EPA fully applied the 2007 motor vehicle engine emission standards in Alaska. Based on factors unique to Alaska, we provided the state with: (1) An extension of the exemption from the 500 ppm sulfur fuel standard until the effective date of the new 15 ppm sulfur standard for highway diesel fuel in 2006; (2) an opportunity to request an alternative implementation plan for the 15 ppm sulfur diesel fuel program; and (3) a permanent exemption from the diesel fuel dye provisions. In response to these provisions in our January 18, 2001, highway rule, Alaska informed us that areas served by the FAHS, *i.e.*, communities on the connected road system or served by the Alaska state ferry system (“urban” areas), would follow the nationwide requirements.¹⁰⁵ Diesel fuel produced for use in areas of Alaska served by the FAHS will therefore be required to meet the same requirements for highway diesel fuel as diesel fuel produced for the rest of the nation. For the rural parts of the state—areas not served by the FAHS—Alaska requested that highway diesel fuel not be subject to the highway diesel fuel sulfur standard until June 1, 2010. Between 2006 and 2010, the rural communities would choose their own fuel management strategy, except that all 2007 model year and newer diesel vehicles would require ultra-low sulfur diesel fuel. Beginning June 1, 2010, all highway diesel fuel in the rural areas would be subject to the 15 ppm sulfur highway diesel fuel sulfur standard.¹⁰⁶

¹⁰⁴ Copies of information regarding Alaska’s petition for exemption, subsequent requests by Alaska, public comments received, and actions by EPA are available in public docket A-96-26.

¹⁰⁵ Letter and attached document to Jeffrey Holmstead of EPA from Michele Brown of the Alaska Department of Environmental Conservation, dated April 1, 2002. The communities on the connected road system or served by the Alaska State ferry system are listed in the attached document.

¹⁰⁶ Letter and attached document to Jeffrey Holmstead of EPA from Ernesta Ballard of the

¹⁰³ In a tank lock out situation a storage tank can no longer accept product from upstream in the distribution system because there is not sufficient outlet for the product it holds. A tank lock out downstream can quickly propagate upstream.

EPA intends to propose and request comment on an amendment to the highway diesel sulfur rule to incorporate the rural area transition plan submitted by the state.

b. What NRLM Diesel Fuel Standards Are We Establishing for Urban Areas of Alaska?

Since Alaska is currently exempt from the 500 ppm sulfur standard for highway diesel fuel, we also considered exempting Alaska from the 500 ppm sulfur step of the proposed NRLM standards. However, despite the exemption, officials from the state of Alaska have informed us that some 500 ppm sulfur diesel fuel is nevertheless being marketed in many parts of Alaska. Market forces have brought the prices for 500 ppm diesel fuel down such that it is now becoming competitive with higher sulfur, uncontrolled diesel fuel. Assuming this trend continues, requiring that NRLM diesel fuel be produced to 500 ppm beginning June 1, 2007 would not appear to be unduly burdensome. Even if 500 ppm diesel fuel were not available in Alaska today, our expectation is that compliance with the highway program described above will likely result in the transition of all of the urban area highway diesel fuel distribution system to 15 ppm sulfur beginning in 2006. It could prove very challenging for the distribution system in some of the areas to segregate a 500 ppm sulfur grade of NRLM from a 15 ppm sulfur grade of highway and an uncontrolled grade for other purposes. We believe economics would determine whether the distribution system would handle the new grade of fuel or substitute 15 ppm sulfur highway diesel fuel for NRLM applications. Thus, in the 2007 to 2010 time frame, the NRLM market in some urban areas might be supplied with 500 ppm sulfur diesel, and in other areas might be supplied with 15 ppm sulfur diesel. For this reason, today's action applies the 500 ppm sulfur standard for NRLM diesel fuel to Alaska's urban areas.

Regardless of what occurs prior to 2010, we anticipate that 15 ppm sulfur highway diesel fuel will be made available in urban areas of Alaska by this time frame. The 2007 and later model year highway fleet will be growing, demanding more and more supply of 15 ppm sulfur diesel fuel. Adding nonroad volume to this would not appear to create any undue burden. Thus, today's action also applies the 15 ppm sulfur standard for NR and LM diesel fuel in the urban areas of Alaska,

along with the rest of the nation beginning June 1, 2010 and June 1, 2012, respectively.

The state, in its comments on the proposal, supports today's action for the urban areas described above. One refiner in Alaska commented that we should implement a one-step approach requiring 15 ppm sulfur diesel fuel starting in 2010. The refiner indicated that, due to the limited NRLM market, the benefits of introducing 500 ppm sulfur diesel fuel in 2007 would be minimal. Also, the distribution system in Alaska is not capable of handling the two grades of diesel fuel that would be required between 2007 and 2010, thus 15 ppm sulfur fuel would be distributed as NRLM. We agree that the distribution system in Alaska is limited compared to the rest of the nation, and that consumption of diesel fuel by NRLM applications in Alaska is small. However, as previously discussed, we expect that some 500 ppm sulfur diesel fuel will be available due to market forces, and that 15 ppm sulfur highway diesel fuel will be available beginning in 2006 in the urban areas. Thus, requiring 500 ppm sulfur diesel fuel (or 15 ppm sulfur diesel fuel as a substitute) for the limited NRLM applications beginning in 2007 does not appear to create any undue burden on the fuel supply or the distribution system in urban Alaska.

During the development of the original 500 ppm sulfur highway diesel fuel standards in the early 1990's, refiners and distributors in Alaska expressed concern that if Alaska were required to dye its non-highway diesel fuel red along with the rest of the country, residual dye in tanks or other equipment would be enough to contaminate and disqualify Jet-A kerosene used as aviation fuel. Since much of the diesel fuel in Alaska is No. 1 and is indistinguishable from Jet-A kerosene, not only would tanks and transfer equipment have to be cleaned, but separate tankage would be needed. Consequently, we granted Alaska temporary exemptions from the dye requirement and in the January 18, 2001, highway diesel rule granted the state a permanent exemption.

The proposed use of a marker for heating oil in the 2007–10 time period presents similar concerns in Alaska's distribution system. In response to our request for comments on this issue, the state and refiners indicated that Alaska's system is not capable of accommodating dyes or markers and segregation. The priority of the state and fuel industry is to keep dyes and markers out of the fuel stream to prevent contamination of Jet-A and facilitate movement of the fuel. The comments suggested that

implementation of refiner product designations, labeling of fuel pumps, retailer education, and rapid transition to ULSD would ensure that 500 ppm sulfur diesel fuel is used in NRLM equipment from 2007–10 and that 15 ppm sulfur diesel fuel is used in nonroad equipment after 2010.

In section IV.D below, we discuss the provisions that we are adopting for the State of Alaska that will allow us to enforce the NRLM diesel fuel program without requiring the fuel marker.

c. Why Are We Deferring Final Action on NRLM Diesel Fuel Standards for Rural Areas of Alaska?

We are deferring final action on the fuel sulfur standards and implementation deadlines for the rural areas of Alaska. We proposed to permanently exempt NRLM diesel fuel used in the rural areas from fuel content standards, except that diesel fuel used in 2011 and later model year nonroad engines would have had to meet the sulfur content standard of 15 ppm sulfur. However, this proposed action is inconsistent with the action requested by the state in its comments to the proposal. It is also inconsistent with the state's alternative implementation plan for highway diesel fuel in rural Alaska, which was submitted after publication of the proposal.

We intend to issue a supplemental proposal that would address both highway and NRLM diesel fuel sulfur standards for Alaska's rural areas. This proposal will address the comments submitted by the state, as well as the state's alternative implementation plan for highway diesel fuel.

2. American Samoa, Guam, the Commonwealth of Northern Mariana Islands, and Puerto Rico

a. What Provisions Apply in American Samoa, Guam, and the Commonwealth of Northern Mariana Islands?

As we proposed, we are excluding American Samoa, Guam and the Commonwealth of the Northern Mariana Islands (CNMI) from the NRLM diesel fuel sulfur standards and associated requirements. We also are excluding these territories from the tier 4 nonroad engine emissions standards, and other requirements associated with those emission standards. The territories will continue to have access to new nonroad diesel engines and equipment using pre-tier 4 technologies, at least as long as manufacturers choose to market those technologies. In the future, if manufacturers choose to market nonroad diesel engines and equipment only with tier 4 emission control

technologies, we believe the market will determine if and when the territories will make the investment needed to obtain and distribute the diesel fuel necessary to support these technologies.

We are also requiring that all nonroad diesel engines and equipment for these territories be certified and labeled to the applicable requirements—either to the previous-tier standards and associated requirements under this exclusion, or to the Tier 4 standards and associated requirements applicable for the model year of production under the nationwide requirements of today's action. The engines would still be emissions warranted, as otherwise required under the CAA and EPA regulations. Special recall and warranty considerations due to the use of excluded high sulfur fuel would be the same as those for Alaska during its exemption and transition periods for highway diesel fuel and for these territories for highway diesel fuel (see 66 FR 5086, 5088, January 18, 2001).

To protect against circumvention of the emission requirements applicable to the rest of the U.S., we are restricting the importation of nonroad engines and equipment from these territories into the rest of the U.S. After the 2010 model year, nonroad diesel engines and equipment certified under this exclusion for sale in American Samoa, Guam and the Commonwealth of the Northern Mariana Islands will not be permitted entry into the rest of the U.S.

b. Why Are We Treating These Territories Uniquely?

Like Alaska, these territories are currently exempt from the 500 ppm sulfur standard for highway diesel fuel. Unlike Alaska, they are also exempt from the new highway diesel fuel sulfur standard effective in 2006 and the new highway vehicle and engine emission standards effective beginning in 2007 (see 66 FR 5088, January 18, 2001).

Section 325 of the CAA provides that upon request of Guam, American Samoa, the Virgin Islands, or the Commonwealth of the Northern Mariana Islands, we may exempt any person or source, or class of persons or sources, in that territory from any requirement of the CAA, with some specific exceptions. The requested exemption could be granted if we determine that compliance with such requirement is not feasible or is unreasonable due to unique geographical, meteorological, or economic factors of the territory, or other local factors as we consider significant. Prior to the effective date of the current highway diesel fuel sulfur standard of 500 ppm, the territories of American Samoa, Guam and the

Commonwealth of the Northern Mariana Islands petitioned us for an exemption under section 325 of the CAA from the sulfur requirement under section 211(i) of the CAA and associated regulations at 40 CFR 80.29. We subsequently granted the petitions.¹⁰⁷ Consistent with this decision, in our January 18, 2001 highway rule (66 FR 5088), we determined that the 2007 heavy-duty engine emission standards and 2006 diesel fuel sulfur standard would not apply to these territories.

Compliance with the NRLM diesel fuel sulfur standards would result in major economic burden on the territories. All three of these territories lack internal petroleum supplies and refining capabilities and rely on long distance imports. Given their remote location from Hawaii and the U.S. mainland, most petroleum products are imported from east rim nations, particularly Singapore. Australia, the Philippines, and certain other Asian countries are beginning to consider and in some cases implement lower sulfur diesel fuel standards. However, it is not clear that supply, especially of 15 ppm sulfur diesel fuel, would be possible to these territories.

Furthermore, compliance with new 15 ppm sulfur requirement for highway diesel fuel beginning in 2006 and today's 15 ppm sulfur requirement for NRLM diesel fuel beginning in 2010 (or the 500 ppm sulfur requirement for NRLM diesel fuel beginning 2007) would require construction of separate storage and handling facilities for a unique grade of diesel fuel for highway and nonroad purposes, or use of 15 ppm sulfur diesel fuel for all diesel applications to avoid segregation. Either of these alternatives would require importation of 500 and 15 ppm sulfur diesel fuel from Hawaii or the U.S. mainland, and would significantly add to the already high cost of diesel fuel in these territories, which rely heavily on U.S. support for their economies. At the same time, it is not clear that the environmental benefits in these areas would warrant this cost. Therefore, we are not applying the fuel and engine standards to these territories.

The Caribbean Petroleum Corporation (CPC) commented that the proposed nonroad diesel rule would result in a major economic burden for Puerto Rico, the environmental benefits do not warrant the cost, and that Puerto Rico should be exempt. However, the CPC did not include any cost or environmental information to support

its claims. We have no reason to believe that the costs of the NRLM diesel fuel program in Puerto Rico will be significantly greater than that of the U.S. For example, Puerto Rico is close to the U.S. mainland, and to South American and Central American suppliers of fuel to the U.S. mainland, and therefore has ready access to nearby fuel supplies that meet U.S. requirements. Similar to the fuel distribution system in the rest of the country, the fuel distribution system in Puerto Rico is geared to separate fuel handling and storage facilities for highway and non-highway diesel fuels. Today's rule will require additional segregation for the NRLM diesel fuels, but no differently for Puerto Rico than for the U.S. Nevertheless, to avoid that additional fuel segregation, Puerto Rico could substitute highway fuel for use in NRLM diesel engines and equipment. We also believe that the important air quality benefits to be realized by today's rule for the four million people in Puerto Rico should not be significantly different than those for the rest of the country. Consequently, today's rule includes Puerto Rico in the NRLM diesel fuel program.

D. NRLM Diesel Fuel Program Design

In addition to specifying the sulfur standards and the implementation dates when the standards take effect, the diesel fuel program compliance provisions must be designed and structured carefully to achieve the overall principles of the program. Specifically, the health and welfare benefits of the NRLM diesel fuel and the highway diesel programs, and the need for widespread availability of 15 ppm sulfur highway diesel fuel must be maintained. The program benefits and fuel availability will only happen if the NRLM diesel fuel program is designed such that the amount of 15 ppm sulfur fuel expected to be produced under the highway diesel fuel program is in fact produced and that 500 ppm highway fuel is not overproduced. Likewise, the benefits of the NRLM diesel fuel sulfur standards adopted today will only be achieved if the program is designed to ensure that the volume of diesel fuel consumed by NRLM diesel engines is matched by the supply of NRLM diesel fuel produced to the appropriate low sulfur levels. At the same time, promoting the efficiency of the distribution system calls for fungible distribution of physically similar products, and minimizing the need for product segregation.

As discussed below, the situation faced in 1993 when EPA first regulated the sulfur content of highway diesel fuel parallels some of the issues that EPA

¹⁰⁷ See 57 FR 32010, July 20, 1992 for American Samoa; 57 FR 32010, July 30, 1992 for Guam; and 59 FR 26129, May 19, 1994 for CNMI.

needed to address in today's rule. Prior to the implementation of the 500 ppm sulfur standard for highway diesel fuel in 1993, most No. 2 distillate fuel was produced to essentially the same specifications, shipped fungibly, and used interchangeably by highway diesel engines, nonroad diesel engines, locomotive and marine diesel engines, and heating oil applications. Beginning in 1993, highway diesel fuel was required to meet a 500 ppm sulfur cap and was segregated from other distillate fuels as it left the refinery by the use of a visible level of dye solvent red 164 in all non-highway distillate. At about the same time, the Internal Revenue Service (IRS) similarly required non-highway diesel fuel to be dyed red to a much higher concentration prior to retail sale to distinguish it from highway diesel fuel for excise tax purposes. Dyed non-highway fuel is exempt from this tax. This splitting of the distillate pool necessitated changes in the distribution system to ship and store the now distinct products separately. In some parts of the country where the costs to segregate non-highway diesel fuel from highway diesel fuel could not be justified, both fuels have been produced to highway specifications.¹⁰⁸

1. Requirements During the First Step of the Fuel Program

EPA is adopting specific compliance provisions during the first step of today's NRLM diesel fuel sulfur control program for three reasons. The first is to maintain the integrity of the highway diesel program, while allowing the efficient distribution of highway and NRLM diesel fuel. Since 500 ppm sulfur highway diesel fuel allowed under the highway diesel fuel program's Temporary Compliance Option (TCO) and NRLM diesel fuel meeting today's 500 ppm sulfur standard will be physically the same, it would be impossible to maintain the benefits and program integrity of the highway diesel fuel program without some means of differentiating highway diesel fuel from NRLM diesel fuel.

Continuing the current practice of dyeing NRLM diesel fuel at the refinery gate and requiring that it be segregated throughout the distribution system is not a practical way to differentiate NRLM diesel fuel from highway fuel. At the same time, allowing the unrestricted

fungible distribution of highway and NRLM diesel fuel with the same sulfur level risks the loss of important benefits of the highway program. For example, if a refiner produced all 500 ppm sulfur fuel and designated it as NRLM diesel fuel, that refiner would have no obligation to produce any 15 ppm sulfur highway diesel fuel. Without an effective way of limiting the use in the highway market of 500 ppm sulfur diesel fuel produced as NRLM diesel fuel, much more 500 ppm sulfur fuel could, and likely would find its way into the highway market than would otherwise happen under the current highway program. This would displace 15 ppm sulfur diesel fuel that would have otherwise been produced. This likely series of events would circumvent the intent of the highway program's TCO and sacrifice some of the resulting PM and SO₂ emission benefits of the overall highway diesel program. If this occurred to any significant degree, it could also undermine the integrity of the highway program by threatening the availability of 15 ppm sulfur diesel fuel nationwide for the vehicles that need it. This is no longer a concern after 2010, when all highway diesel fuel is required to meet a 15 ppm sulfur standard.

The second reason is to maintain the integrity of the NRLM diesel fuel program, while allowing the efficient distribution of NRLM diesel fuel and heating oil where they have similar sulfur levels. By establishing new sulfur standards for NRLM diesel fuel but not heating oil, today's program creates the need to distinguish the fuel used for these two purposes. Currently, there is no grade of diesel fuel which is produced and marketed as a distinguishable grade for NRLM diesel engine uses. It is typically produced and shipped fungibly with other distillate used for heating oil purposes, and it is all dyed red in accordance with EPA and IRS regulations. Because today's rule includes small refiner and credit provisions that allow the limited production of high sulfur (greater than 500 ppm) NRLM diesel fuel through 2010, it is not possible to rely on sulfur content alone to differentiate NRLM diesel fuel from heating oil during the first step of the program. Without adequate controls, a refiner could choose not to desulfurize any of its fuel that is destined for the NRLM diesel fuel market, instead designating that volume as heating oil at the refinery gate. This fuel, ostensibly manufactured for use as heating oil could be misdirected for use in NRLM diesel equipment, and would be indistinguishable from legal high sulfur NRLM diesel fuel produced by

small refiners and/or through the use of credits. This could substantially reduce the environmental benefits of today's rule.

After 2010, when the 15 ppm sulfur standard for NR diesel fuel goes into effect, small refiner and credit NR fuel must meet a 500 ppm standard. Therefore, after 2010 NRLM diesel fuel can be distinguished from high sulfur (greater than 500 ppm) home heating fuel based on sulfur content. However, 500 ppm NR (small refiner, credit) produced from June 1, 2010 through May 31, 2012, and 500 ppm NRLM (small refiner, credit) diesel fuel produced from June 1, 2012 through May 31, 2014, could not be distinguished from heating oil produced to meet a similar 500 ppm sulfur limit. Likewise, from June 1, 2010 to June 1, 2012, 500 ppm NR (small refiner, credit) diesel fuel and LM diesel fuel need to be distinguished from each other, so that diesel fuel produced as 500 ppm LM is not later misdirected to the NR diesel market. Such misdirected 500 ppm sulfur LM diesel fuel would be indistinguishable from legal 500 ppm sulfur NR diesel fuel, reducing the environmental benefits of today's rule. These various 500 ppm fuels could not be distinguished based on sulfur level. As previously discussed, the situation which was faced in 1993 regarding the need to differentiate 500 ppm sulfur highway diesel fuel from other diesel fuel is similar to the need today to differentiate highway diesel fuel, NRLM diesel fuel, and heating oil.

The third reason is to maintain the integrity of the anti-downgrading requirements in the highway diesel program. The highway diesel program requires that each entity in the distribution system downgrade no more than 20 percent of the 15 ppm sulfur highway diesel fuel for which it assumes custody to 500 ppm sulfur highway diesel fuel. These provisions are necessary to ensure the widespread availability of 15 ppm sulfur diesel fuel for use in model year 2007 and later highway vehicles, in which the use of 15 ppm sulfur fuel is essential to facilitate the projected emissions benefits of the highway program. The highway program placed no restrictions on the volume of highway diesel fuel that could be downgraded to NRLM diesel fuel. Under the proposed rule there would be no way to distinguish 500 ppm sulfur NRLM diesel fuel from 500 ppm sulfur highway diesel fuel downstream of the refinery. Therefore, to preserve the integrity of the highway program, the proposal would have made the highway program's anti-downgrade requirements more stringent by also

¹⁰⁸ Diesel fuel produced to highway specifications but used for non-highway purposes is referred to as "spill-over." It leaves the refinery gate and is fungibly distributed as if it were highway diesel fuel, and is typically dyed at a point later in the distribution system. Once it is dyed it is no longer available for use in highway vehicles, and is not part of the supply of highway fuel.

restricting downgrades to 500 ppm sulfur NRLM diesel fuel. We received several negative comments on this proposed restriction. The compliance and record keeping requirements finalized to address the two concerns discussed above, can be utilized to facilitate the implementation of the highway program's anti-downgrading requirements without the need to further restrict downgrading. As a result, today's rule also contains several modifications which clarify the anti-downgrading provisions of the highway diesel program.

The requirements described below will help ensure that the projected benefits of the highway diesel program and of today's NRLM diesel program are achieved.

a. Ensuring Refiner Production Volumes of 15 ppm Sulfur Highway Diesel Fuel Are Consistent With the Highway Rule's 80/20 Requirement

To avoid adding unnecessary cost to the fuel distribution system, we proposed that the current requirement of dyeing non-highway distillate fuels at the refinery gate become voluntary as of June 1, 2006.¹⁰⁹ As discussed in the proposal, continuing to require that NRLM diesel fuel and heating oil contain a visible trace of red dye at the refinery gate would allow for simple enforcement of the highway standards throughout the duration of the highway program's TCO. Clear, undyed diesel fuel would have to meet the 80/20 ratio of 15 ppm to 500 ppm sulfur highway diesel fuel, and dyed fuel could only be used in NRLM diesel equipment or as heating oil. Continuing the current dye provisions would therefore ensure that the intended benefits of the highway program are achieved. However, maintaining this dye distinction would also require segregation of a new grade of dyed 500 ppm sulfur NRLM diesel fuel throughout the entire distribution system. The costs of requiring segregation of two otherwise identical fuels throughout the entire distribution system could be quite substantial.¹¹⁰ Comments on the proposed rule confirmed EPA's assessment that the ability of the fuel distribution system to distribute these fuels fungibly is

essential, since segregating the fuels could result in substantial additional transportation costs and necessitate additional storage tanks throughout the system.

The NPRM invited comment on two alternative approaches to ensure that refiner production of 15 ppm sulfur highway diesel fuel met the highway rule's 80/20 requirement; the "refiner baseline" approach, and the "designate and track" approach. The baseline approach is essentially a constraint on the sulfur levels of the various distillate fuel products a refiner produces, based on historical production volumes. Fuel with similar sulfur levels could then be fungibly distributed with only limited controls on the downstream distribution system. The designate and track approach requires that a refiner designate into which market discrete volumes of the distillate fuels it produces must be sold, without any consideration of historical production volumes. The fuel must then be tracked through the distribution system and sold only for its designated purpose (or a purpose that requires less control). As with the baseline approach, diesel fuel with similar sulfur levels could be fungibly shipped up to the point of distribution from a terminal where off-highway diesel fuel must be dyed red pursuant to IRS requirements to indicate its tax exempt status.

We proposed the baseline approach because, in the absence of a red dye requirement at the refinery-gate for NRLM diesel fuel, we expected that it would: (1) Allow for the fungible distribution of 500 ppm sulfur highway and NRLM diesel fuel; (2) ensure the enforceability of the highway diesel fuel and NRLM diesel fuel standards; (3) maintain the projected production volume of 15 ppm sulfur highway diesel fuel; (4) allow refinery production of 500 ppm sulfur NRLM diesel fuel and heating oil to remain flexible to meet market demand; and (5) enable the efficient distribution of diesel fuel while imposing the least burden on the parties in the fuel production and distribution system. In the proposal, we also discussed how a refiner's baseline would be set, and invited comment on ways to account for changes refiners might make from their historical production practices in response to the highway diesel program.

In the NPRM, we expressed concerns that a designate and track approach would raise significant workability and enforceability issues and therefore might not maintain the integrity of highway and NRLM diesel fuel sulfur programs. Our concerns about the workability and enforceability of a

designate and track approach amplified potential concerns regarding whether the approach might reduce the volume of 15 ppm sulfur diesel fuel required to be produced under the highway diesel program, leading to a reduction in the environmental benefits of the highway diesel program and calling into question the availability of 15 ppm sulfur diesel fuel. We were also concerned about whether this approach would place too much burden on the numerous entities in the fuel distribution system, as compliance was focused on downstream parties. While the designate and track approach provided greater production flexibility to refiners than the baseline approach, it appeared to increase the burden and restrictions on downstream parties.

Of the approaches discussed in the NPRM, we expected that the baseline approach would provide the best mechanism to achieve the fuel program goals described at the beginning of this section. Since the proposal, we have comprehensively evaluated the advantages and disadvantages of both approaches. Based on this review, we now believe that a baseline approach would produce significant adverse problems because of its overly restrictive impact on the ability of fuel producers and distributors to efficiently respond to the myriad and daily needs of the markets for highway and NRLM diesel fuel. Implementation of the approach could also produce an unintended bias that would tend to reduce the benefits of the highway program and reduce the availability of 15 ppm sulfur highway diesel fuel. At the same time, our review of the approaches shows that the designate and track approach can be implemented in an enforceable manner and likely would not cause a reduction in the environmental benefits of the highway diesel program or adversely impact the widespread availability of 15 ppm sulfur highway diesel fuel. Our evaluation of these alternate approaches is discussed in more detail in the following sections.

i. Proposed Refiner Baseline Approach

Under the refiner baseline approach, we proposed that from June 1, 2007 through May 31, 2010, any refiner or importer could choose to distribute its 500 ppm sulfur NRLM and highway diesel fuels fungibly without adding red dye at the refinery gate. Refiners and importers who elect to distribute these fuels fungibly would need to establish a non-highway distillate baseline, defined as a percentage of its total distillate fuel production volume based on historical production data. For future production

¹⁰⁹ The IRS requirements concerning dyeing of non-highway fuel prior to sale to consumers are not changed by this rulemaking.

¹¹⁰ Under the highway program the potential exists to add a third grade of diesel fuel in an estimated 40 percent of the country, and we projected one-time tankage and distribution system costs of \$1.05 billion to accomplish this. Using similar assumptions, to add a second 500 ppm grade nationwide would cost in excess of \$2 billion. This assumes that the capability exists to add such new tankage.

purposes, this percentage of the volume of diesel fuel produced would have to either meet the 500 ppm sulfur NRLM diesel fuel sulfur standard or be marked as heating oil. All the remaining production of diesel fuel would have to meet the requirements of the highway fuel program (*i.e.*, 80 percent of this fuel would have to meet a 15 ppm sulfur cap). Refiners not wishing to participate in the baseline approach would have to dye all of their 500 ppm sulfur NRLM diesel fuel at the refinery. However, we anticipated that few refiners would opt to dye 500 ppm sulfur NRLM diesel fuel, other than the volumes that they dispense from their own racks, since this would eliminate the ability to fungibly distribute 500 ppm sulfur highway and NRLM diesel fuels.

Since the publication of the proposed rule, we have developed a better understanding of refiner concerns about the constraints associated with the baseline approach. Specifically, it is now clear that individual refiners would be significantly constrained by the baseline approach from efficiently responding to changes in contract arrangements with their clients and changes in market demands. Refiners commented that they win and lose contracts on a daily basis and that depending on which contracts they secure, they may not be able to comply with their baseline. Specific concerns were raised regarding the ability of refiners to compensate for the loss of export contracts and to respond to spikes in the demand for heating oil which periodically result from an unexpectedly cold winter. Refiners also related that the constraints under the baseline approach could cause an anti-competitive dynamic between fuel refiners and their customers.

Based on our reevaluation of the baseline approach and the information gathered from the public comments, it is now clear that the constraints on the slate of fuels that a refiner produces under the baseline approach could interfere with a refiner's ability to meet market demands, which in turn could result in supply shortages and increased fuel prices. For example, if a refiner were to lose an export contract for high sulfur diesel fuel, the baseline approach could prevent that refiner from seeking to market that product domestically. This could impact the overall supply of diesel fuel since the refiner may not have sufficient facilities to desulfurize diesel fuel. Also, knowing that losing such an export contract would leave the refiner with no ability to market its fuel domestically could give the refiner's export client an undue advantage during contract negotiations.

In the case of a spike in heating oil demand due to an unusually cold winter, the baseline approach would limit a refiner's ability to produce additional volumes of high sulfur distillate fuel beyond the volume established under its baseline. Refiners that were limited in their ability to produce additional high sulfur fuel could choose to supply low sulfur diesel fuel to the heating oil market. However, they may not have sufficient hydrotreating capacity to do so. This could limit their ability to respond to a supply shortage.

The proposed rule suggested various potential modifications to the baseline approach to address refiner concerns regarding the associated constraints on the slate of fuels they produce. We received comments on the potential modifications discussed in the NPRM as well as other potential changes to the baseline approach. Some commenters suggested that if EPA were to finalize a baseline approach, refiners should be able to apply to EPA for a yearly adjustment to their baseline based on annual demand forecasts. Even with such flexibility, refiners still concluded that in many cases they would likely be forced to dye their fuel instead. For fuel distributors, having refiners dye their NRLM diesel fuel presented an unacceptable situation due to the need to distribute another grade of fuel. As a result, all comments from the refining and fuel distribution community were in agreement that the baseline approach may be unworkable.

Based on our review of the comments and our discussions with fuel producers and distributors, it has become clear that none of the potential modifications to the baseline approach would adequately compensate for the inherent inflexibility of requiring refiners to comply with set production ratios. Even if EPA were to adjust such ratios on an annual basis, refiners might need to approach EPA for an interim adjustment if their contractual agreements changed or if market demand shifted unexpectedly. The process of evaluating requests for baseline adjustments could be very burdensome to the industry and to EPA, and EPA would unlikely be able to respond quickly enough to changing market conditions.

More importantly, all of the potential alternatives that we might implement to mitigate the constraints of the baseline approach could potentially undermine the environmental benefits of the highway program. Such alternatives all would involve granting allowances to some refiners to produce additional volumes of non-highway fuels above the set baseline to facilitate a refiner

meeting the market demand for such fuels. At the same time, it would not be possible for EPA to reduce the ability of other refiners to produce non-highway fuel who may have lost these markets. Therefore, for such alternatives to be effective in responding to changing market conditions, an unintended downward bias would result regarding the required production of 15 ppm sulfur highway diesel fuel.

Even without any changes we discovered from the highway diesel program pre-compliance reports that the proposed baseline approach has a downward bias that could result in a reduction in the volume of 15 ppm sulfur diesel fuel produced under the highway diesel program.¹¹¹ We proposed that refiners could choose to calculate their off-highway baseline using either an average of 2003 through 2005 production data or 2006 production data. Providing the option for a 2006 baseline was necessary because a number of refiners will be changing the slate of fuels that they produce in response to the highway diesel rule which becomes effective in 2006. While the highway diesel pre-compliance reports indicate an overall increase in production volume, they also indicate that 40 percent of highway diesel refiners will decrease the volume of highway diesel fuel they produce. If all of these refiners were to take a 2006 baseline to determine the volume of 15 ppm sulfur diesel fuel they would be required to produce, a substantial drop in the total volume of 15 ppm sulfur diesel fuel produced could result.

The pre-compliance reports indicate that the other 60 percent of refiners will be increasing the volume of highway diesel fuel they produce. We projected that these shifts in the slate of fuel products that refiners produce would have an overall positive impact on diesel fuel supply. However, refiners that increase the volume of highway fuel they produce would likely chose to calculate their baseline using their lower 2003–2005 production volumes. Doing so would result in a lower percentage of their distillate fuel that would be required to be produced for highway diesel use, and subject to a 15 ppm sulfur standard.

The volume of spillover could also be reduced if refiners were to dye 500 ppm sulfur diesel fuel they manufactured to meet anticipated NRLM diesel fuel demand in order to avoid needing to comply with the baseline approach. Many refiners commented that they

¹¹¹ "Summary and Analysis of the Highway Diesel Fuel 2003 Pre-compliance Reports," EPA 420-R-03-103, October 2003.

considered the baseline approach so unworkable and onerous that they would choose to dye all of their 500 ppm sulfur NRLM diesel fuel at the refinery gate. This could force some parts of the distribution systems which had previously not carried two grades of diesel fuel for highway and off-highway uses to begin doing so.

In summary, we are not finalizing the proposed baseline system because we believe—

1. It could unnecessarily constrain refiners ability to meet market demands, encouraging them to dye 500 ppm sulfur NRLM diesel fuel at the refinery resulting in an added burden to the distribution system;

2. It could create a bias that could result in a loss in the volume of 15 ppm sulfur highway diesel fuel produced, and the options to remove these market constraints would only increase the bias to reduce the volume of 15 ppm sulfur highway diesel fuel; and

3. The baseline approach would not ensure that the environmental benefits of the 2007 highway diesel program would be maintained.

ii. Designate and Track Approach

At the time of the NPRM, we invited comment on an alternative to the baseline approach called the “designate and track” approach. Under the envisioned designate and track approach, refiners and importers would designate the volumes of 500 ppm sulfur diesel fuel they produce/import as either highway or NRLM diesel fuel and would ship them fungibly. These designations would follow the fuel through the distribution system and be used to restrict the sale of 500 ppm sulfur NRLM diesel fuel from the highway market. While we sought comment on various forms of the designate and track approach, we also expressed serious reservations regarding its workability, enforceability, impact on the benefits of the highway rule, and constraints on the distribution system. For example, at the time of the proposal, refiners supported a designate and track approach where certain parts of the distribution system (*e.g.*, pipelines) did not have to report. EPA believed that such an approach was unenforceable. Refiners were also supporting the designate and track approach as an option for refiners to choose in addition to the baseline approach. However, EPA believed that the two approaches were incompatible.

As noted in the proposal, the designate and track approach allows maximum flexibility for refiners and importers, but EPA had concerns that the volume reconciliation requirements

would inappropriately restrict the flexibility of downstream parties to respond to market changes. EPA also had concerns that it would reduce the amount of 15 ppm spillover from the highway market, reducing the environmental benefits of that rule.

Since the proposal, we received extensive input both in the written comments and through in-depth meetings with representatives of all segments of the fuel distribution industry on how the designate and track system might be structured to provide the needed compliance oversight without placing an undue burden on industry. Refiners now agree that the designate and track approach should not be an option for refiners in addition to the baseline approach, and support it as a stand alone approach. All parties in the fuel distribution system have also now expressed support for the record keeping and reporting requirements associated with tracking designated fuel volumes through each custodian in the distribution chain until the fuel leaves the terminal either taxed or dyed. Furthermore, commenters from all segments of the fuel distribution industry from the refiner through to the terminal stated that the information needed to support the designate and track approach is already kept as part of normal business practices. Commenters stated that only modest upgrades in their record keeping procedures would be needed to compile the needed information and that preparing the necessary reports would not represent a significant burden. Thus, our concerns that a designate and track approach might represent a large burden to fuel distributors were unfounded.

In addition, we have developed appropriate solutions to the various open questions and issues that we had with the designate and track approach at the time of the proposal. In the proposal it was unclear how a designate and track approach would be structured to account for the swell in highway diesel fuel volumes in the winter that results from downstream kerosene blending to improve cold flow properties. Without an adequate control mechanism, normal swell in downstream highway diesel fuel volumes in the North due to kerosene blending during winter months could mask the inappropriate shifting of NRLM-designated 500 ppm sulfur fuel to the highway diesel pool. We have developed an appropriate mechanism to address this situation as described in section IV.D.3.

In the proposal, we also expressed concerns regarding how normal volumetric fluctuations in the distribution system such as those

caused by product downgrading in pipelines could be adequately accounted for under a designate and track system so that such fluctuations would not mask the inappropriate shifting of 500 ppm sulfur NRLM diesel fuel to the highway pool. We have subsequently developed a periodic volume account balance system to account for such fluctuations.

Through discussions with terminal operators, we have also resolved concerns expressed in the NPRM that a designate and track approach might limit a terminal operator's ability to respond to shifts in demand for 500 ppm sulfur highway versus NRLM diesel fuel. To avoid this potential problem today's rule allows terminal operators and others to switch the designation of 500 ppm sulfur NRLM diesel fuel to highway diesel fuel on a temporary basis but not on a cumulative basis over time. This will allow terminal operators to sell NRLM designated 500 ppm sulfur fuel into the highway market provided that they later sell the same volume of highway-designated 500 ppm sulfur fuel into the NRLM market. To ensure that 500 ppm sulfur NRLM diesel fuel is not inappropriately shifted into the highway diesel pool, terminal operators will need to demonstrate that the volume of 500 ppm sulfur highway diesel fuel they delivered is less than or equal to the volume received.

In the NPRM, we stated that determining the responsible party for a violation of the restriction against shifting 500 ppm sulfur NRLM diesel fuel into the highway pool would be difficult under a designate and track approach because a number of parties in the distribution chain take custody of the fuel without taking ownership. However, this concern can be addressed by structuring the provisions to hold the custodian of the fuel accountable for any such violation that takes place while the fuel is in their custody. Review of electronic data submitted from all custodians in the highway and NRLM diesel fuel distribution chain will reveal the custodian responsible for a violation. By comparing such data on the hand-offs of designated fuel volumes between all adjacent pairs of custodians in the distribution chain for discrepancies, we can identify any party responsible for inappropriately shifting volumes of 500 ppm sulfur fuel designated for use in NRLM equipment to the highway market. Many terminals do not take ownership of the fuel that they handle. Terminals that lease storage tanks to multiple owners will need to enter into contractual agreements with their tenants to ensure that they understand their obligations as

a custodian of designated fuel and do not inappropriately change the designation of fuels stored in such leased tanks.

An effective enforcement and compliance assurance program must include the ability to rapidly and accurately review the large amount of data on the hand-offs of designated fuel volumes for discrepancies. This can be accomplished if all parties report electronically to a database which can reconcile hand-off volumes between all parties in the distribution chain in an automated fashion. All segments in the fuel distribution system are now in support of providing the necessary information to such an electronic reporting system. We have conducted a review of the Agency resources that would be needed to compile the industry reports on the transfer of designated fuel volumes, perform quality assurance on these data, and to perform the necessary analysis of the database to discover potential violations. Our review indicates that the reporting forms can be standardized and the review process automated in such a fashion as to minimize the Agency resource requirements, while at that same time ensuring the quality of the data and completeness of the review process. In light of the above discussion, we are now convinced that a designate and track approach can be designed to meet our enforcement and compliance assurance needs under today's rule.

In addition to concerns regarding the workability and enforceability of a designate and track approach, the NPRM expressed concerns that application of such an approach could reduce the benefits of the highway diesel program by reducing the amount of highway diesel fuel that is used in nonroad equipment due to the logistical constraints in the distribution system ("spillover"). Specifically, it was thought that the opportunity to fungibly ship batches of 500 ppm sulfur NRLM diesel fuel and 500 ppm sulfur highway diesel fuel might allow refiners to supply highway and NRLM diesel fuel to markets where they would otherwise have supplied just highway fuel for both purposes. Our reevaluation since the proposal indicates that this is not a significant concern. As noted earlier, there are currently substantial regions of the country where only highway diesel fuel is supplied by bulk shipments to both the highway and NRLM markets due to the high costs associated with segregating an additional distillate grade

in the distribution system.¹¹² These are the same areas where the majority of spillover occurs today. After the highway diesel program becomes effective in 2006, we project that only 15 ppm sulfur highway diesel fuel will be supplied in bulk shipments to both the highway and NRLM markets in most of these same areas. Although 500 ppm sulfur highway diesel fuel could be shipped in bulk to these areas through 2010 under the highway program's TCO, the potential demand for such fuel and for 500 ppm sulfur NRLM diesel fuel would not be sufficient to justify the cost of segregating an additional grade of 500 ppm sulfur diesel fuel in these areas for a short period of time. The designate and track approach does not impact the costs of segregation, and therefore is not expected to change distribution patterns that are based on these costs.

After 2010, when 500 ppm sulfur highway fuel no longer exists, the total volume of 500 ppm sulfur diesel fuel in the distribution system will be substantially reduced, and there will be even less incentive to distribute an additional grade of 500 ppm sulfur diesel fuel in bulk. Therefore, the only areas where substantial flexibility will exist under today's program to supply either highway or NRLM diesel fuel to the NRLM market is in areas where this flexibility exists today. Despite this flexibility in the current regulations, spillover currently still occurs. Therefore, we project that there will be little additional potential due to today's rule for refiners to reduce highway spillover into the NRLM market under a designate and track approach and that such spillover levels would not be significantly reduced from historical levels. In contrast, as discussed above, we now believe that the baseline approach would have resulted in a significant loss of 15 ppm diesel production.

Furthermore, concerns regarding a potential reduction in the spillover of 15 ppm sulfur highway diesel into the NRLM markets has been lessened by the information provided in the highway program pre-compliance reports. These reports suggest that more than 95 percent of highway diesel fuel will be produced to a 15 ppm sulfur standard beginning in 2006. In calculating the projected benefits of the highway diesel program, we assumed that only 80 percent of highway diesel fuel would meet a 15 ppm sulfur standard. Therefore, the actual benefits of the

highway program will be substantially greater than estimated if the projections in the pre-compliance reports are realized.

Based on the above discussion, we believe that the concerns regarding the designate and track approach's workability, enforceability, and ability to preserve the benefits of the highway program and today's NRLM diesel fuel program have been satisfactorily resolved.

b. Ensuring That Heating Oil Is Not Used in NRLM Equipment From June 1, 2007 Through June 1, 2010

i. Use of a Fuel Marker in Heating Oil

To prevent shifting heating oil into the NRLM market, we proposed that a fuel marker be added to heating oil at the refinery gate. We proposed that the presence of the marker required in heating oil would be strictly prohibited in NRLM diesel fuel. As noted earlier, this approach is similar to red dye requirements for high sulfur diesel fuel that were implemented in 1993 to prevent its use as highway diesel fuel subject to the then applicable 500 ppm sulfur standard.

We proposed that the marker be added at the refinery gate rather than at the terminal for several reasons. First, this seemed to be the most efficient and lowest cost option for addition of the marker given that the number of terminals is far greater than the number of refineries.¹¹³ Second, requiring that the marker be present in heating oil when it is introduced into the distribution system would ensure that we could differentiate high sulfur small refiner and credit fuel from heating oil at any point in the system. This approach would provide good assurance that the inability to use fuel sulfur content to differentiate heating oil from high sulfur NRLM diesel fuel produced under the small refiner and credit provisions in today's rule (effective until June 1, 2010) would not provide an opportunity to mask the potential use of heating oil in NRLM equipment. Providing such assurance is an essential element to enable the implementation of the small refiner and credit provisions in today's rule. Lastly, under the proposed baseline approach, there was no other way to ensure that heating oil was not shifted into the NRLM diesel fuel pool during distribution from the refinery/importer to the terminal.

We received numerous comments that the upstream addition of the proposed marker to heating oil would raise significant concerns that the marker

¹¹² This highway diesel fuel would meet the currently-applicable 500 ppm sulfur standard for highway diesel fuel.

¹¹³ Additional injection equipment will be required to inject the heating oil marker.

might contaminate jet fuel. Commenters stated that this would represent a substantial safety concern unless the proposed marker was proven not to adversely impact the quality of jet fuel and the operation of jet engines.

The designate and track approach described above for 500 ppm sulfur NRLM diesel fuel, however, also provides an effective means to address concerns about the use of the fuel marker. By extending the designate and track approach to high sulfur NRLM diesel fuel and heating oil, these otherwise identical fuel grades can be tracked down to the terminal, and the marker then can be added at the terminal instead of at the refinery gate. Going beyond the terminal with designate and track is not feasible given the breadth and nature of entities involved.¹¹⁴ As a result, the marker is still required downstream of the terminal. However, shifting the point of marker addition downstream to the terminal should eliminate any significant opportunity for jet fuel contamination. Subsequent comments and discussions appear to have confirmed this.¹¹⁵ EPA will continue to work with other federal agencies, including FAA and DoD, and to follow ongoing research and studies regarding the effect of dyes and markers on jet fuel, particularly potential contamination that could have an adverse impact on the safe operation of aircraft. We will keep abreast of the ASTM, CRC, FAA, IRS, and EU activities regarding the evaluation of the use of SY-124 and commit to a review of our use of SY-124 under today's rule based on these findings. If alternative markers are identified that do not raise concerns regarding the potential contamination of jet fuel, we will initiate a rulemaking to evaluate the use of one of these markers in place of SY-124.¹¹⁶

We also received a number of comments expressing concern over the inability of the proposed marker to be detected using the standard simple test used today to detect contamination with red dye.¹¹⁷ The marker finalized by

today's rule does not provide visual evidence of its presence. However, if the marker is added at the terminal it will only be present in heating oil when red dye is also present. The fact that heating oil will be dyed red pursuant to IRS requirements before it leaves the terminal will enable jet fuel distributors to continue to use the "white bucket test" to detect heating oil contamination, and hence marker contamination of jet fuel. Today's rule also includes a stand-alone requirement that any fuel to which the fuel marker is added must also contain visible evidence of red dye.¹¹⁸

ii. Provisions To Ensure Heating Oil Is Not Used in NRLM Equipment in the Northeast and Mid-Atlantic

In the Northeast, heating oil will continue to be distributed in significant quantities after implementation of the NRLM diesel fuel program. Discussions with terminal operators in the Northeast, and other representatives of heating oil users and distributors, revealed concerns that the proposed heating oil marker requirement would represent a substantial new burden on terminal operators and users of heating oil. Terminal operators stated that the cost of installing new injection equipment would be burdensome, and that the cost of the marker itself would be significant given the large volume of heating oil used in the Northeast. They also stated that they did not expect any small refiner or credit fuel to be used in the Northeast, and that consequently, the marker requirement was not needed in this area. They suggested that if we prohibited the sale of small refiner and credit fuel in PADD I, this area could be exempted from the heating oil marker requirement.

We evaluated the viability of avoiding the heating oil marker requirement in portions of PADD I and instead enforcing the NRLM diesel fuel standards on the basis of sulfur content alone. The heating oil marker is needed to ensure that heating oil is not sold into the NRLM market as high sulfur NRLM fuel. The marker is needed only if high sulfur NRLM fuels will otherwise be in the market. High sulfur NRLM fuel can be produced under the small refiner and credit provisions, and through the generation of high sulfur NRLM in the downgrading of 500 ppm sulfur NRLM. In evaluating the feasibility of avoiding the heating oil marker, EPA therefore

focused on determining the likely production and marketing of these high sulfur NRLM fuels in portions of PADD I in this time frame.

We held in-depth discussions with organizations representing refiners, pipelines, and terminal operators to evaluate this issue. Representatives of non-small refiners including API and NPRA stated that being precluded from selling sulfur credit fuel in the Northeast and Mid-Atlantic would not significantly reduce the intended benefits to refiners of the credit provisions in today's rule. We also spoke with small refiner representatives of and the specific small refiners whose marketing area might include the Northeast and Mid-Atlantic and found that in fact, small refiners were not expected to market fuel in this area. Finally, we evaluated the current and likely future practices in the Northeast and Mid-Atlantic areas for the sale of downgraded fuel generated in the distribution system. We found that this downgraded diesel fuel could easily continue to be sold in the very large and ubiquitous heating oil market that is expected to continue to exist in this region. This avoids any need for additional storage or tankage for both high sulfur and low sulfur NRLM fuels, and fits into the pre-existing market structure for heating oil.

Consequently, unlike the rest of the country, there was little expected need to maintain a high sulfur NRLM market in this part of the country as an outlet for small refiner, credit, or off-specification, downgraded diesel fuel. Based on this input, we concluded that codifying this expected practice and making it enforceable, *i.e.* not allowing high sulfur fuel to be marketed as NRLM in this area of the country, would be consistent with the current distribution practices in this area of the country and that the potential impact of taking such an approach on the flexibility offered in the program would be minimal or nonexistent. If we codified it we would no longer need the marker requirement, and the resulting benefits and cost savings to terminals would be substantial. The approach would also simplify and strengthen the enforcement of today's sulfur requirements in this area by allowing EPA to enforce the NRLM standards simply based on the measurement of the sulfur content of the fuel. There would be little expected impact on the environment as this is not expected to change the amount of high sulfur fuel produced from small refiners, credit usage, or downgrade in the distribution system, only the market into which it is sold.

¹¹⁴ Including every end-user of heating oil.

¹¹⁵ Letter to Paul Machiele, EPA, from James Thomas, American Society for Testing and Materials (ASTM), entitled "Withdrawal of ASTM Request," January 19, 2004. In this letter ASTM withdraws its request for a postponement of the finalization of the heating oil marker requirements in today's rule. See section V.E regarding the selection of the heating oil marker required in today's rule.

¹¹⁶ See section VIII.H. of today's preamble.

¹¹⁷ To test for contamination, jet fuel marketers typically fill a white five gallon bucket with jet fuel. The presence of a pink tinge to the light straw colored jet fuel indicates that the fuel has been contaminated with fuel that contains red dye.

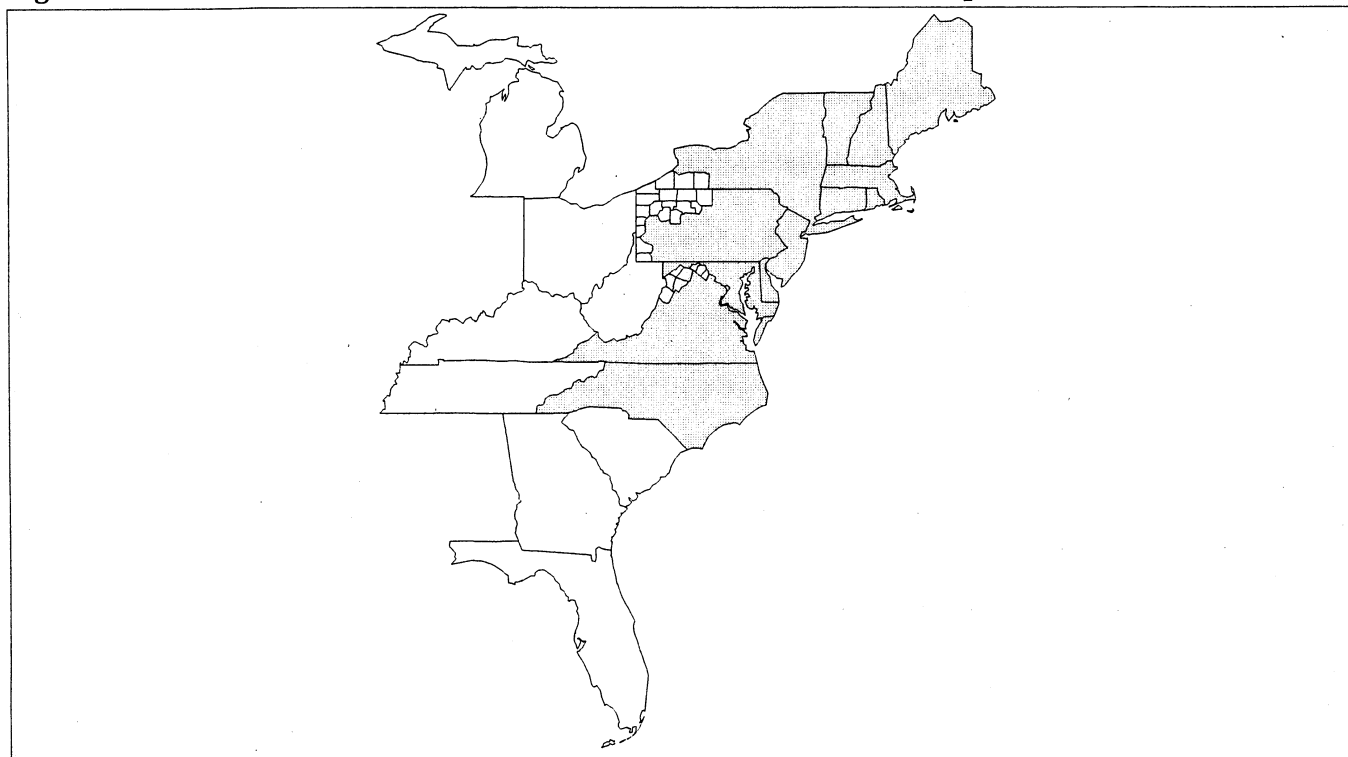
¹¹⁸ If IRS amends its red dye requirements, EPA will also seriously consider amending the fuel marker and associated red dye requirements contained in today's rule. See section V.E. of today's preamble.

In deciding which parts of PADD I to use this enforcement mechanism, we attempted to minimize the number of terminals that would need to install new injection equipment and the amount of heating oil that would need to be marked, while preserving the benefits of the small refiner and credit fuel provisions in today's rule to the maximum extent possible. To assess the placement of the boundary for the Northeast/Mid-Atlantic area where the marker requirement was waived, we evaluated the magnitude of heating oil demand by state (see chapter 5 of the RIA), solicited input from the potentially affected parties, evaluated the area supplied by the pipeline distribution systems that are expected to continue to ship heating oil after the implementation of today's rule, evaluated the locations of terminals that are likely to receive bulk shipments of heating oil, evaluated the distribution area of small refiner(s) for high sulfur

NRLM diesel fuel, and reviewed heating oil use levels in areas that will have access to bulk shipments of heating oil. Based on our assessment we concluded that defining the Northeast/Mid-Atlantic area as described below would best achieve our goals.¹¹⁹ In most cases, whole states in PADD 1 were assigned to this "Northeast/Mid-Atlantic" area. This decision was primarily based on the continued high level of heating oil use projected in these states and the lack of significant concern regarding the elimination of the program's flexibilities to produce high sulfur NRLM diesel fuel in these states. A few counties in Eastern West Virginia were also assigned to the Northeast/Mid-Atlantic area based on supply patterns in the area. On the other hand, a number of counties in Western New York and Pennsylvania were not assigned to the Northeast/Mid-Atlantic area due to the need to maintain flexibilities for refiners serving this area.

In summary, the areas excluded from the marker requirement and where the sale of NRLM diesel fuel produced or imported under the credit and hardship provisions or from the downstream downgrade provisions of today's rule is prohibited are: North Carolina, Virginia, Maryland, Delaware, New Jersey, Connecticut, Rhode Island, Massachusetts, Vermont, New Hampshire, Maine, Washington DC, New York (except for the counties of Chautauqua, Cattaraugus, and Allegany), Pennsylvania (except for the counties of Erie, Warren, Mc Kean, Potter, Cameron, Elk, Jefferson, Clarion, Forest, Venango, Mercer, Crawford, Lawrence, Beaver, Washington, and Greene), and the eight eastern-most counties in West Virginia (namely: Jefferson, Berkeley, Morgan, Hampshire, Mineral, Hardy, Grant, and Pendleton). The Northeast/Mid-Atlantic Area is illustrated in the following figure:

Figure IV.D-1. – Northeast/Mid-Atlantic Area Where Marker is not Required



As discussed in section IV.D.2 below, the marker requirement for 500 ppm sulfur LM diesel fuel that will be effective outside of this Northeast/Mid-Atlantic area and Alaska from June 1, 2010, through May 31, 2012, was not a

significant factor in our evaluation of how to define the boundary of the Northeast/Mid-Atlantic area. We expect that locomotive and marine diesel fuel subject to the marker requirements will primarily be distributed via segregated

pathways from a limited number of refineries. Therefore, a significant number of terminals will not need to handle LM diesel fuel that is subject to the marker requirement. Thus, the potential cost of installing injection

¹¹⁹ See chapter V of the RIA for a detailed discussion of the analysis which supports our definition of the Northeast/Mid-Atlantic areas

where the marker requirement is waived. See section VI of today's preamble and chapter VII of

the RIA for a discussion of the costs of the heating oil marker requirements finalized by today's rule.

equipment to add the marker to 500 ppm sulfur LM diesel fuel which is subject to the marker requirement will be limited to only a few refineries and terminals (*i.e.* approximately 15, *see* section VI.A of today's preamble).

In all areas of the country other than the Northeast/Mid-Atlantic area shown in figure IV.D-1 (and Alaska as discussed below), heating oil, and high sulfur NRLM diesel fuel will be designated at the refinery or importer and tracked through the distribution system to the terminal. From June 1, 2010, through May 31, 2012, 500 ppm sulfur LM diesel fuel and 500 ppm nonroad diesel fuel must also be designated at the refinery or importer and tracked through the distribution system to the terminal outside of the Northeast/Mid-Atlantic area and Alaska. The specified fuel marker (*see* section V.E of this preamble) must be added to heating oil distributed from all terminals located outside of the Northeast/Mid-Atlantic area defined above and Alaska. The same fuel marker must also be added to 500 ppm sulfur LM diesel fuel produced at a refinery or imported that is distributed from terminals located outside of the Northeast/Mid-Atlantic area and Alaska from June 1, 2010, through May 31, 2012. This includes all heating oil and the subject 500 ppm sulfur LM diesel fuel distributed from terminals outside of the Northeast/Mid-Atlantic area regardless of whether the fuel is delivered to a retailer, wholesale purchaser-consumer, or end-user located inside or outside of the Northeast/Mid-Atlantic area.

Terminals inside the Northeast/Mid-Atlantic area are exempted from the fuel marker requirements in today's rule, but only for the volume of heating oil and 500 ppm sulfur LM diesel fuel subject to the marker requirements that is used by wholesale-purchaser-consumers and end-users that are located inside the Northeast/Mid-Atlantic area. Any heating oil and subject 500 ppm sulfur LM diesel fuel distributed from terminals inside the Northeast/Mid-Atlantic area to a retailer, wholesale-purchaser-consumer, or end-user that is located outside of the Northeast/Mid-Atlantic area must be marked.

Terminal operators do not often distribute fuel to retailers, wholesale-purchaser-consumers, and end-users directly. This task is frequently accomplished by "jobbers" who pick up large tank truck loads of fuel from the terminal for delivery to their retailer and wholesale-purchaser-consumer customers, "heating oil dealers" who pick up fuel from a terminal using a smaller capacity tank truck (often

referred to as a tank wagon) for direct delivery to heating oil users, and by bulk plant operators. Bulk plant operators pick up fuel from terminals as described above. However, since they maintain their own bulk fuel storage facilities, they have the choice of storing the fuel at their facility prior to eventual delivery to their customers. Under the provisions of today's rule, as long as a bulk plant only receives heating oil to which the marker has already been added, it does not have to register, keep records, or report. However, if it chooses to receive any unmarked heating oil, then it will be treated the same as a large terminal under the provisions of today's final rule. We do not expect that bulk plants will handle LM diesel fuel to a significant degree. For bulk plant operators that might handle LM diesel fuel, today's rule provides that as long as a bulk plant does not receive any 500 ppm sulfur LM diesel fuel which is required to be marked under today's rule, but which has not yet been marked, it does not have to register, keep records, or report. However, if it chooses to receive any unmarked 500 ppm sulfur LM diesel fuel which is subject to the marker requirements under today's rule, then it will be treated the same as a large terminal under the provisions of today's final rule.

Any party that transports bulk quantities of heating oil solely to the Northeast/Mid-Atlantic area or within this area is not subject to the designate and track requirements for heating oil described below. Similarly, any party that transports bulk quantities of 500 ppm sulfur LM diesel fuel solely to the Northeast/Mid-Atlantic area or within this area is not subject to the designate and track requirements for LM diesel fuel. However, any high sulfur fuel distributed from inside the Northeast/Mid-Atlantic area to outside of the Northeast/Mid-Atlantic area must be designated as heating oil by the party responsible for the transfer and must be marked. Likewise, any 500 ppm sulfur LM diesel fuel distributed from inside the Northeast/Mid-Atlantic area from June 1, 2010, through May 31, 2012, must be designated as 500 ppm sulfur LM diesel fuel by the party responsible for the transfer and must be marked.

Entities who are required to inject marker into heating oil must maintain records of the volume of marker used in heating oil, and the volume of heating oil distributed over the compliance period. Entities that are required to inject marker into 500 ppm sulfur LM diesel fuel must maintain records of the volume of marker used in 500 ppm sulfur LM diesel fuel, and the volume of

500 ppm sulfur LM diesel that is required to be marked which is distributed over the compliance period. These records must demonstrate that the prescribed marker concentration was present in the heating oil and the 500 ppm sulfur LM diesel fuel subject to the marker requirement that they discharged.

iii. State of Alaska

Although the fuel marker facilitates the enforcement of the NRLM diesel fuel sulfur standards by distinguishing it from heating oil, as described above, we are not requiring use in Alaska. Unlike the situation in the Northeast and Mid-Atlantic area, however, we are not prohibiting the production of high sulfur NRLM diesel fuel after 2007, and 500 ppm nonroad diesel fuel from after 2010 by small refiners in Alaska. While such a prohibition in the Northeast/Mid-Atlantic area does not impact small refiners, flexibility for small refiners is expected to be important in Alaska. Thus, we need to preserve the flexibility for high sulfur NRLM diesel fuel in Alaska for small refiners along with eliminating the marker. The program must therefore provide another means of enforcing the NRLM diesel fuel sulfur standards without eliminating a small refiner's ability to produce and distribute high sulfur NRLM diesel fuel.

Under today's program we are finalizing a provision that will allow flexibility for small refiners to delay compliance with the NRLM diesel fuel sulfur standards as discussed in section IV.B. Small refiners in Alaska may avail themselves of this option provided that the refiner first obtains approval from the administrator for a compliance plan. The plan must at a minimum show the following information:

- (1) How they will segregate its fuel through to end-users;
- (2) How they will segregate its fuels from other grades and other refiners' fuels; and
- (3) All end-users to whom the fuel is sold as well as the fuel volumes.

End-users who receive the fuel must retain records of all fuel shipments to demonstrate that no heating oil was used in NRLM diesel equipment and that no 500 ppm sulfur LM diesel was used in nonroad equipment. In order to limit the potential sources of fuel not meeting the sulfur standard, constrain the number of end-users who may legitimately have higher sulfur fuel in their NRLM diesel equipment, and thus maintain the overall program's enforceability, we are not finalizing the other provisions that allow for higher sulfur fuel to be produced and/or distributed in Alaska (*i.e.*, credit, transmix processor, or downstream

distribution system provisions). In this regard, Alaska is treated in the same manner as the Northeast/Mid-Atlantic area.

c. Updating the Highway Program's Anti-Downgrade Requirements

Under the highway diesel fuel program, each entity in the distribution system may downgrade a maximum of 20 percent of the 15 ppm sulfur highway diesel fuel it receives to 500 ppm sulfur highway diesel fuel. However, there was no limit on the volume of 15 ppm sulfur highway diesel fuel that could be downgraded to NRLM diesel fuel. Prior to today's rule, this was appropriate because the sulfur content of NRLM diesel fuel was uncontrolled, and hence once 15 ppm sulfur highway diesel fuel was downgraded to NRLM diesel fuel such fuel could not be used in the 500 ppm sulfur highway diesel market. The implementation of today's 500 ppm sulfur standard for NRLM diesel fuel, however, means that 15 ppm sulfur highway fuel downgraded to 500 ppm sulfur NRLM diesel fuel potentially could be shifted into the highway market. This could undermine the benefits of the highway program for the reasons described previously. To prevent this situation, we proposed that the anti-downgrading requirements under the highway diesel program would also apply to the downgrading of 15 ppm sulfur highway diesel fuel to 500 ppm sulfur NRLM diesel fuel. We received comments from refiners and fuel distributors that such a limitation would restrict their ability to supply the NRLM diesel market, particularly in areas where refiners plan to supply only 15 ppm sulfur diesel fuel for both the highway and NRLM markets.

Putting in place the designate and track provisions allows 500 ppm sulfur highway and 500 ppm sulfur NRLM diesel fuel to be tracked separately. This enables the anti-downgrading requirements to only apply to the downgrading of 15 ppm sulfur highway diesel fuel to 500 ppm sulfur highway fuel as originally required in the 2007 highway final rule. In the context of the designate and track requirements in today's rule, the highway program's anti-downgrading provisions are clarified as described below. Similar to the approach described above regarding the prevention of the use of 500 ppm sulfur NRLM diesel fuel in the highway market, each custodian of 15 ppm sulfur No. 2 highway diesel fuel must maintain records that demonstrate their compliance with the highway program's anti-downgrade requirements. The anti-downgrading requirements do not apply

to 15 ppm sulfur No. 1, diesel fuel. Such fuel will be manufactured for wintertime blending to improve diesel cold flow properties. In a number of areas we expect that 15 ppm sulfur No. 1 fuel will be the only No.1 fuel available for winterizing highway and NRLM diesel fuel, and heating oil. Therefore, applying the anti-downgrading requirements to 15 ppm sulfur No. 1 fuel would be unnecessary to maintain the availability of 15 ppm sulfur highway diesel fuel, and would interfere with its intended use in the range of No. 2 fuels.

From October 1, 2006, through May 31, 2010, all fuel distributors downstream of the refiner or import facility must satisfy one of four criteria as outlined in 40 CFR 80.598 of today's regulation to demonstrate compliance with the highway program's anti-downgrading requirements. These criteria are based on the designate and track system for different grades of fuel through the distribution system. The first criteria is the simplest and most straightforward, with the least record keeping burden. It merely tracks a facility's No. 2 15 ppm sulfur highway diesel volume receipts and deliveries and requires the deliveries to be at least 80 percent of the receipts. Since the anti-downgrading provisions were implemented to protect against intentional downgrading and not to limit downgrading that would occur in the normal distribution of 15 ppm sulfur fuel, we anticipate that most facilities will be able to easily meet this simple criteria.

The second criteria tracks a facility's receipts and distribution of both No. 2 15 ppm sulfur fuel and No.2 500 ppm sulfur highway diesel fuel, and limits deliveries of No. 2 500 ppm sulfur highway diesel fuel to no more than what was received plus 20 percent of the No. 2 15 ppm sulfur highway diesel fuel volume received. This allows more flexibility than the first criteria by not constraining downgrades to NRLM diesel fuel or heating oil, but does so by requiring tracking and records of volumes of No. 2 15 ppm sulfur highway diesel fuel received and the products to which it is downgraded.

The third and fourth criteria provide even more flexibility, especially for wintertime blending of No. 1 15 ppm sulfur highway diesel fuel, and also for any temporary shifts that might occur between NRLM diesel fuel and highway diesel fuel markets from 2007–2010. However, a facility will have to meet more extensive criteria to demonstrate compliance.

Today's final rule does not change any other aspects of the anti-

downgrading provisions finalized in the 2007 highway diesel final rule, such as the provisions unique to fuel retailers.

2. Requirements During the Second Step of Today's Sulfur Control Program

Beginning June 1, 2010, all NR diesel fuel and beginning June 1, 2012 all LM diesel fuel produced or imported must meet a 15 ppm sulfur standard except for fuel manufactured under the credit and small refiner provisions in today's rule. This credit and small refiner diesel fuel must meet a 500 ppm sulfur level. From June 1, 2010 to June 1, 2012, all LM diesel fuel must meet a 500 ppm sulfur standard. Today's rule also allows 500 ppm sulfur diesel fuel generated in the pipeline distribution system to be used in NRLM equipment through May 31, 2014¹²⁰ and in locomotive and marine equipment thereafter. After May 31, 2014, the credit and small refiner provisions expire.

We proposed that once refiners were no longer able to produce 500 ppm sulfur diesel fuel for use in nonroad engines and such fuel had a few months to work its way through the distribution system, that 500 ppm sulfur diesel fuel could no longer be used in nonroad equipment. Today's rule adopts this proposed prohibition. Although today's rule extends the 15 ppm sulfur nonroad diesel standard to locomotive and marine diesel fuel, we have elected not to extend the prohibition against the use of 500 ppm sulfur diesel fuel in locomotive and marine equipment after refiners and importers are no longer allowed to produce/import such fuel. Diesel fuel with a maximum sulfur concentration of 500 ppm that is generated in the pipeline distribution system can continue to be used in locomotive and marine equipment after June 1, 2014, as discussed in section IV.A above.

Providing for the continued use of 500 ppm sulfur diesel fuel in NRLM equipment through May 31, 2014, means that without adequate controls similar to those under the first step of today's program, a refiner could manufacture 500 ppm sulfur diesel fuel ostensibly for use as heating oil which could actually be sold downstream into the NRLM market through May 31, 2014. Similarly, the continued use of 500 ppm fuel in locomotive and marine engines after May 31, 2014, means that without adequate controls, a refiner could continue to manufacture 500 ppm sulfur diesel fuel ostensibly for use as heating oil which could actually be sold

¹²⁰ The use of 500 ppm fuel in nonroad equipment is restricted to 2011 model year and earlier equipment.

downstream into the locomotive and marine market indefinitely. To prevent this possibility, we have elected to continue the designate and track and marker requirements for heating oil applicable under the first step of today's program indefinitely with some simplifications. It is a significantly smaller program during the second step, since only heating oil needs to be tracked, and we expect that by then very little heating oil will be produced for sale outside of the Northeast/Mid-Atlantic area. Consistent with the approach taken during the first step of today's program, these designate and track provisions would not be applicable in the Northeast/Mid-Atlantic area or Alaska, since the flexibility to sell greater than 15 ppm sulfur diesel fuel into the NRLM market there does not exist under this final rule.¹²¹ Any diesel fuel with a sulfur content greater than 500 ppm beginning June 1, 2007, any NR diesel fuel with greater than 15 ppm sulfur beginning June 1, 2010, and any LM diesel fuel with greater than 15 ppm sulfur beginning June 1, 2012 in the Northeast/Mid-Atlantic area can only be sold as heating oil, and if shipped outside of the Northeast/Mid-Atlantic area must be marked as heating oil.

While today's rule does not contain an end date for the downstream distribution of 500 ppm sulfur locomotive and marine fuel, we will review the appropriateness of allowing this flexibility based on experience gained from implementation of the 15 ppm sulfur NRLM diesel fuel standard. We expect to conduct such an evaluation in 2011. Were we to discontinue the downstream provision for downgraded fuel, we would also evaluate discontinuing the designate and track and marker requirements for heating oil, as is the case now for the Northeast/Mid-Atlantic area.

Providing for the continued production and import of 500 ppm sulfur LM diesel fuel from June 1, 2010 to June 1, 2012 means that without adequate controls similar to those under the first step of today's program, a refiner could manufacture 500 ppm sulfur diesel fuel ostensibly for use as LM diesel fuel which could actually be sold downstream into the NR market. To prevent this possibility, we have adopted designate and track and marker requirements similar to those applicable to heating oil under the first step of today's program. For these two years, 500 ppm sulfur NR and LM diesel fuel

would be tracked, and the 500 ppm sulfur LM fuel would be marked in the same manner as heating oil. The same provisions that apply to marking of heating oil, such as the Northeast/Mid-Atlantic area, would also apply to the marking of 500 ppm sulfur LM fuel. The tracking and marking provisions would not apply to any 15 ppm sulfur LM diesel fuel.

3. Summary of the Designate and Track Requirements

The designate and track program requires refiners and importers to designate the volumes of diesel fuel they produce and/or import. Refiners/importers will identify whether their diesel fuel is highway or NRLM and the applicable sulfur level. They may then mix and fungibly ship highway and NRLM diesel fuels that meet the same sulfur specification without dyeing their NRLM diesel fuel at the refinery gate. The volume designations will follow the fuel through the distribution system with limits placed on the ability of downstream parties to change the designation. These limits are designed to restrict the inappropriate sale of 500 ppm sulfur NRLM diesel fuel into the highway market; from 2007 to 2010, the inappropriate sale of 500 ppm sulfur LM diesel fuel into the 500 ppm sulfur NR market from 2010 to 2012; and the inappropriate sale of heating oil into the NRLM market. The designate and track approach includes record keeping and reporting requirements for all parties in the fuel distribution system, associated with tracking designated fuel volumes through each custodian in the distribution chain until the fuel exits the terminal. The program also includes enforcement and compliance assurance provisions to enable the Agency to rapidly and accurately review for discrepancies the large volume of data collected on fuel volume hand-offs.

a. Registration

Each entity in the fuel distribution system, up through and including the point where fuel is loaded onto trucks for distribution to retailers or wholesale purchaser-consumers, must register each of its facilities with EPA no later than December 31, 2005, or six months prior to commencement of producing, importing, generating, or distributing any designated diesel fuel.¹²² A facility is defined as the physical location(s) where a party has custody of designated fuel, from when it was produced, imported, or received from one party to

when it is delivered to another party. The definition also include mobile components, such as the vessels in a barge facility. Examples of facilities include refineries, import terminals, pipelines, terminals, bulk plants, and barge systems. Where the same entity owns and operates a series of locations in the distribution system (*e.g.*, refiner to pipeline to terminal), it may choose to register them as a single aggregated facility, provided the entity maintains custody of the fuel throughout the facility. However, if the aggregated facility includes a refinery, then it may not receive any diesel fuel from another entity at any place within the aggregated facility. Under this approach, a pipeline could be treated as one facility from the point where it receives fuel to the point where it either delivers it to a terminal, or into a tank truck after passing through their terminal. The choice made by the entity to treat these places as a single facility or separate facilities may not change during any applicable compliance period. These same definitions for facility will apply for both the designate and track provisions, as well as the anti-downgrading provisions of the highway rule. Therefore, if a proprietary system chooses to aggregate into one facility for purposes of the designate and track provisions, it will also be treated as one facility for determining compliance with the 20 percent anti-downgrading limit of the highway rule. EPA will provide a unique registration number to each custodial facility of designated fuels. In addition, EPA intends to work with industry subsequent to this final rule to provide guidance regarding facility boundary and aggregation decisions that will address the many unique situations.

The designation provisions described below require refiners and importers to designate all distillates they produce or import consistent with the production and end-use requirements in today's rule. These designations serve as the foundation upon which the fuel distributors are able to properly track, designate, redesignate, and label the fuel they receive.

b. Designation by Refiners and Importers

i. Designation of 500 ppm and 15 ppm Sulfur Diesel Fuel

From June 1, 2006, through May 31, 2010, any refiner¹²³ or importer that

¹²¹ Unless, in the case of Alaska, the refiner segregates its fuel through to the end user as discussed in section IV.D.1.b.ii.

¹²² This requirement also applies to parties inside of the Northeast/Mid-Atlantic area who handle heating oil.

¹²³ Transmix operators that produce diesel fuel from transmix and terminal operators that produce from segregated interface will be treated as a refiner

produces or imports 15 ppm sulfur diesel fuel, and/or 500 ppm sulfur diesel fuel must designate all batches of such fuel as one of the following. The purpose of this designation requirement is to ensure that 500 ppm sulfur NRLM diesel fuel is not shifted into the highway market, and to evaluate compliance with the highway program's anti-downgrade requirements.

- 15 ppm sulfur No. 2 highway diesel fuel;
- 15 ppm sulfur No. 1 highway diesel fuel;
- 500 ppm sulfur No. 2 highway diesel fuel;
- 500 ppm sulfur No. 1 highway diesel fuel;
- 500 ppm sulfur No. 2 NRLM diesel fuel;
- 500 ppm sulfur No. 1 NRLM diesel fuel;
- 500 ppm sulfur jet fuel; or
- 500 ppm sulfur kerosene.

The start date for these requirements coincides with the start date for the early credit program under today's final rule, and the start date for the highway diesel program for the purposes of anti-downgrading. The end date for these requirements coincides with the end date for the highway program's Temporary Compliance Option and today's NRLM diesel fuel early credit program.

Any batch of 15 ppm or 500 ppm No. 1 diesel fuel which is also suitable for use as kerosene or jet fuel (referred to as dual-purpose kerosene) may be considered kerosene or jet fuel and need not be designated as highway or NRLM diesel fuel, even if it may later be blended into highway or NRLM diesel fuel downstream of the refinery to improve the cold-flow properties of the fuel. Upon such blending, the kerosene or jet fuel takes on the designation of the diesel fuel into which it was blended. We expect refiners and importers will elect to designate all of their 15 ppm sulfur No. 1 diesel fuel as highway fuel, since this will aid in their compliance with the highway program's 80/20 highway fuel production requirement. Designation as highway diesel fuel by the refiner will also help avoid downstream blending from causing a violation by the downstream party under the tracking and compliance calculations finalized today. We also expect that refiners and importers will elect to designate their 500 ppm sulfur No. 1 fuel as kerosene or jet fuel since this will be the predominant use for such fuel, and designating it as highway would hinder their compliance with the

80/20 highway requirements. As with 15 ppm sulfur kerosene or jet fuel, downstream parties would later redesignate it as highway or NRLM diesel fuel if blended in or used for these purposes. Any 500 ppm sulfur diesel fuel containing visible evidence of red dye must be designated as NRLM diesel fuel or heating oil unless it is tax exempt highway diesel fuel (*e.g.*, fuel for use in school buses or certain municipal fleets).

The reported volumes of designated fuels must be the volumes delivered to the first downstream party. This is typically a pipeline facility, a marine barge/tanker loading dock that accepts product from a refiner/importer, or the refiner's/importer's truck loading rack. This is consistent with normal business practices. Refiners, importers, and transmix processors are not required to add red dye to NRLM diesel fuel unless the fuel is distributed over their truck loading rack such that the IRS requires the addition of red dye for the assessment of taxes.

Fuel designated by a refiner or importer as highway diesel fuel must comply with the highway program's 80/20 requirement for 15 ppm/500 ppm sulfur highway diesel fuel. The volume of fuel designated as NRLM early credit fuel must be consistent with the credit provisions in today's rule. Since highway diesel fuel volumes are determined at the point of delivery from the refiner/importer to another party, the anti-downgrade requirements do not apply to refiners and importers. Under the highway diesel fuel program, refiners that are required to produce 100 percent of their highway diesel fuel to a 15 ppm sulfur standard are provided with an allowance to deliver a small percentage of 500 ppm sulfur diesel fuel to the pipeline (*e.g.*, small refiners and GPA refiners who exercise an option under the 2007 highway rule to delay compliance with gasoline sulfur standards). This allowance is provided because a small volume of "line-wash" is typically generated in the feed line from the refiner's facility to the pipeline. This line-wash will often be suitable for use as 500 ppm sulfur highway diesel fuel. Under the provisions of the highway rule this line-wash could have been excluded from compliance with the 15 ppm standard if the refiner accounted for their production volume prior to shipment. However, in this rule, all volume-related requirements are keyed to the volume actually delivered. As a result of this change in the point of fuel volume measurement (delivered versus produced), we are amending the highway diesel fuel program

requirements such that refiner who was previously required to produce 100 percent of its highway diesel fuel to the 15 ppm sulfur standard may now produce 95 percent to the 15 ppm sulfur standard (in order to avail itself of the extended gasoline sulfur interim standards).

ii. Designation of High Sulfur NRLM Diesel Fuel, Heating Oil, and Jet Fuel/Kerosene

From June 1, 2007 through May 31, 2010, any refiner, or importer not located in the Northeast/Mid-Atlantic area or Alaska, that produces or imports unmarked high sulfur distillate fuel must designate all batches of such fuel as one of the following: heating oil, high sulfur NRLM diesel fuel, or jet fuel/kerosene. Any heating oil distributed from a refiner's or importer's rack not located in the Northeast/Mid-Atlantic area or Alaska must contain the designated marker and red dye. Any heating oil distributed from a refiner/importer rack inside of the Northeast/Mid-Atlantic area or Alaska is exempted from the marker requirement except any heating oil that is delivered outside the Northeast/Mid-Atlantic area must be marked.

As discussed previously, 500 ppm sulfur diesel fuel may be used in NRLM equipment through May 31, 2014 and in locomotive and marine equipment thereafter. Therefore, designate and track provisions for heating oil will be needed to ensure that heating oil is not shifted into the NRLM market from June 1, 2007 through May 31, 2014, and to the locomotive and marine market thereafter. Consequently, from June 1, 2010 through May 31, 2014, refiners and importers must continue to designate any heating oil they produce as such as well as any 500 ppm sulfur NRLM diesel fuel produced under the small refiner, transmix/segregated interface, and credit provisions.

Beginning June 1, 2014, refiners and importers may no longer produce or import 500 ppm sulfur diesel fuel for use in NRLM equipment. Therefore, beginning June 1, 2014, all diesel fuel with a sulfur level greater than 15 ppm must be designated as heating oil, jet fuel, or kerosene. The one exception to this is transmix processors and terminals acting as refiners which will be permitted to produce 500 ppm sulfur diesel fuel for use in locomotive and marine equipment from transmix and segregated interface.

iii. Designation of 500 ppm NR and 500 ppm LM Sulfur Diesel Fuel

From June 1, 2010, through May 31, 2012, any refiner or importer that

for the purposes of compliance with these requirements.

produces or imports 500 ppm sulfur NR diesel fuel (small refiner and credit) and/or 500 ppm sulfur LM diesel fuel must designate all batches of such fuel. The purpose of this designation requirement is to ensure that 500 ppm sulfur LM diesel fuel is not shifted into the NR market. Any 500 ppm sulfur LM diesel fuel distributed from a refiner's or importer's rack not located in the Northeast/Mid-Atlantic area or Alaska must contain the designated marker and red dye, along with heating oil. Any 500 ppm sulfur LM diesel fuel distributed from a refiner/importer rack inside of the Northeast/Mid-Atlantic area or Alaska is exempted from the marker requirement except any 500 ppm sulfur LM fuel that is delivered outside the Northeast/Mid-Atlantic area must be marked.

c. Designation and Tracking Requirements Downstream of the Refinery or Importer

The result of the refiner/importer designation provisions is that all of the diesel fuel received by distributors will be clearly and accurately designated. The distributors are then subject to their own designation and tracking requirements. The downstream provisions are designed to ensure that certain fuel shifts do not occur, such as the inappropriate shifting of 500 ppm sulfur NRLM diesel fuel to the highway market, the inappropriate shifting of 500 ppm sulfur LM diesel fuel into the nonroad market, the inappropriate downgrading of 15 ppm sulfur to 500 ppm sulfur highway diesel fuel, and the inappropriate shifting of heating oil to the NRLM market. The downstream provisions are designed to ensure these results in a readily enforceable manner while maximizing downstream flexibility to address changing market conditions.

In general, each time custody of designated fuel is transferred from one facility to another facility, the transferor must designate the fuel and record its volume. The party who receives custody must record the same information, to ensure that each party relies on the same designation and volume for its own compliance purposes. This process occurs each time custody of diesel fuel is transferred. Each distributor may redesignate fuel while in its custody or when it is delivered, subject to certain basic requirements. First, any redesignation must be accurate. For example, 500 ppm sulfur NRLM diesel fuel can not be redesignated as 15 ppm unless it in fact meets the 15 ppm standard. The sulfur standard applicable to downstream fuel is based on the fuel's designation. Second, there are

limits on the fuel volumes that can be redesignated, calculated as a volume balance over a specified compliance period. Specifically, the volumes of 15 ppm and 500 ppm sulfur highway received must be compared to the volumes of these fuels delivered, to ensure that the amount of 15 ppm sulfur highway diesel fuel that is downgraded to 500 ppm sulfur highway diesel fuel complies with the highway program's anti-downgrading requirements. The volumes of 500 ppm sulfur highway and NRLM diesel fuel that a distributor receives must also be compared to the volumes of 500 ppm sulfur highway and NRLM diesel fuel delivered, to ensure that NRLM diesel fuel was not inappropriately transferred to the highway market. The volumes of 500 ppm sulfur NR and LM diesel fuel received must be compared to the volumes of 500 ppm sulfur NR and LM diesel fuel delivered, to ensure that the 500 ppm sulfur LM fuel was not inappropriately transferred to the NR market. In addition, the volumes of heating oil received must be compared to the volumes distributed to ensure it was not inappropriately transferred to the NRLM market. These volume balances are calculated over a compliance period, providing distributor's the day to day flexibility to redesignate fuel based on market conditions, as long as the required volume balance is achieved over the compliance period. Finally, once NRLM diesel fuel is dyed, 500 ppm sulfur LM diesel fuel is marked (2010–2012), or heating oil is marked, the dye and marker may be used to ensure the fuels are not inappropriately shifted to other markets, and the designation, tracking and volume balance requirements are no longer needed; just the PTD, labeling, and record keeping provisions typical of our other fuel regulations (*e.g.*, highway diesel) apply.

In large part, the designate and track provisions are structured to be compatible with the normal business practices currently used by the industry to record and reconcile volume transactions between parties. As such, EPA expects that these downstream provisions can be implemented in a fairly straightforward manner.

i. Designation and Tracking of 500 ppm and 15 ppm Sulfur Diesel Fuel

From June 1, 2006 through May 31, 2010, facilities downstream of the refiner or importer must designate and maintain records of all volumes of fuel designated as 15 ppm sulfur highway diesel fuel, 500 ppm sulfur highway diesel fuel, or 500 ppm sulfur NRLM diesel fuel that they receive and deliver.

In many cases, we expect that downstream facilities will not change the designation of 500 ppm sulfur diesel fuel from NRLM diesel fuel to highway while the fuel is in their custody. However, to accommodate fluctuations in the demand for highway-designated versus NRLM-designated 500 ppm sulfur fuel, today's rule allows terminals and other distributors to change the designation of 500 ppm sulfur fuel from NRLM diesel fuel to highway diesel fuel on a daily basis, as long as the required volume balance is achieved over the compliance period.¹²⁴ Terminal operators must ensure that the running balance of total highway-designated fuel that they discharged from the beginning of today's program does not exceed the volume of highway fuel that they received since, and had in their possession at the beginning of today's program (adjusted for changes in inventory). This simple one-sided test allows 15 ppm sulfur highway diesel fuel to flow to 500 ppm sulfur highway diesel fuel (subject to anti-downgrading limits), 500 ppm sulfur NRLM diesel fuel, or heating oil. It also allows 500 ppm sulfur highway diesel fuel to flow to NRLM diesel fuel or heating oil. However, the flow of NRLM diesel fuel to highway diesel fuel must first have been offset by shifts from highway to NRLM diesel fuel. In this way we can have assurance that the 500 ppm sulfur fuel sold for highway purposes was in fact produced pursuant to the 80/20 requirements of the highway rule. Since any 500 ppm sulfur diesel fuel in the possession of parties downstream of the refiner at the beginning of today's program will be considered as highway diesel fuel, each custodian will begin today's program with a positive volumetric account balance regarding their input/output of highway-designated 500 ppm sulfur. Conformity with this requirement will be evaluated by EPA at the end of each quarterly compliance period.

In order to accommodate volumetric fluctuations due to such factors as thermal expansion of the fuel, facilities such as pipelines upstream of the terminal can use the same volumetric balance. However, since these facilities typically do not, and should not change designations, the compliance periods can be annual. In addition, to ensure that there are no significant redesignations, we are also requiring that the volume of highway-designated 500 ppm sulfur diesel fuel that a facility

¹²⁴ Any party is free to redesignate highway diesel fuel to NRLM diesel fuel or heating oil at any time. The required volume balance does not limit such designations.

discharges from its custody must be no greater than 102 percent of the volume of such fuel that it received during each annual compliance period. All parties downstream of the refiner, importer, or transmix processor also must demonstrate that over any given compliance period, they did not downgrade more than 20 percent of the 15 ppm highway diesel fuel that they received to 500 ppm sulfur highway diesel fuel.

From June 1, 2006 through May 31, 2010, distributors must maintain records regarding each transfer of a designated fuel into and out of their facility on a batch-by-batch basis. These records must include the EPA registration number of the source or recipient facility, and the volume of each designated fuel transfer. However, for transfers of dyed NRLM and highway diesel fuel on which taxes have been assessed, the recipient or source facility need not be specifically identified. In such cases, records must be kept regarding the total volume of dyed and tax assessed fuel that is received, discharged, and in inventory during each compliance period. After May 31, 2010, unique records for these designate and track provisions are no longer required, but the normal records and PTDs must still be kept regarding compliance with the fuel standards.

ii. Designation and Tracking of High Sulfur NRLM Diesel Fuel and Heating Oil

The requirements regarding the designation and tracking of heating oil and high sulfur or 500 ppm sulfur NRLM diesel fuel parallel those regarding the designation and tracking of 500 ppm sulfur highway and NRLM diesel fuel discussed above. However, the requirements described below pertain only to facilities not in the Northeast/Mid-Atlantic area or Alaska, and to facilities inside of the Northeast/Mid-Atlantic area that transport heating oil outside of the Northeast/Mid-Atlantic area.

From June 1, 2007 through May 31, 2010, facilities downstream of the refiner or importer must designate all high sulfur diesel fuel they distribute as NRLM diesel fuel and all heating oil they distribute as heating oil, and must keep records of all volumes of fuel designated as high sulfur NRLM diesel fuel or heating oil. In many cases, we expect that downstream facilities will not change the designation of diesel fuel from heating oil to high sulfur NRLM diesel fuel while the fuel is in their custody. However, today's final rule provides the flexibility to make this change in designation provided that

volume balance requirements for high sulfur NRLM diesel fuel are met.

The volume balance for heating oil requires that the volumes of high sulfur NRLM diesel fuel and heating oil received must be compared to the volumes of high sulfur NRLM diesel fuel and heating oil delivered over a compliance period. The volume of high sulfur NRLM diesel fuel may not increase by a greater proportion than the volume of heating oil over a compliance period. There are many reasons why the combined pool of high sulfur fuel will increase in volume such as the inevitable downgrades from 15 ppm and 500 ppm when these fuels are shipped by pipeline. The volume balance allows for this to occur while keeping fuel produced as heating oil from being shifted to NRLM diesel fuel. The volume balance calculation allows high sulfur NRLM diesel fuel and heating oil to increase proportionately, satisfying both needs. As discussed previously, high sulfur NRLM diesel fuel and heating oil compliance will be required on a quarterly basis for terminal facilities that add marker/dye (and are more likely to change designations on a day to day basis), while compliance for other entities (e.g., pipelines) will be on an annual basis. Compliance with the volume balance requirement is determined by comparing volumes received and delivered during that compliance period. There is no need to have a running total volume of high sulfur NRLM diesel fuel delivered from the beginning of the program since we do not expect any party will need to redesignate heating oil to high sulfur NRLM diesel fuel, even on a day-to-day basis. Further, we are not providing any tolerance since sufficient flexibility already exists due to the many sources of downgrade to heating oil.

Facilities must maintain records regarding each transfer of heating oil and high sulfur NRLM diesel fuel that they receive and discharge from June 1, 2007 through May 31, 2010 on a batch-by-batch basis.¹²⁵ These records must include the EPA registration number of the source or recipient facility, and the volume of each fuel transfer. However, for transfers of marked heating oil, the recipient or source facility need not be specifically identified. In such cases, records must be kept regarding the total volume of marked heating oil that is received, discharged, and in inventory during each compliance period. For transfers of dyed high sulfur NRLM diesel fuel from a truck loading rack, the specific recipients also do not need to

be identified. In such cases, records must be kept regarding the total volume of high sulfur NRLM diesel fuel that is received, discharged, and in inventory during each compliance period.

From June 1, 2010 through May 31, 2014, facilities downstream of the refiner or importer must continue to designate heating oil and any 500 ppm sulfur NRLM diesel fuel that they distribute. Beyond June 1 2014, they must designate 500 ppm sulfur LM diesel fuel in addition to heating oil. Designations for heating oil are subject to the volume balance requirements and records must be kept on the designations.

Beginning June 1, 2010, the volume balance requirement for heating oil is simply that the volume of heating oil may not decrease. As discussed previously, there are many reasons why the volume could increase. Consequently, if the volume decreases it would mean that heating oil is being shifted to NRLM or locomotive and marine uses, thereby allowing refiners to circumvent the NRLM diesel fuel sulfur standards. Given the likely increase in heating oil volume for other reasons, there should be ample flexibility provided with this one-sided test to account for minor variations due to volume swell/shrinkage related to temperature, meter differences, or other causes, so no additional tolerance or flexibility is necessary.

iii. Designation and Tracking of 500 ppm Sulfur NR and LM Diesel Fuel

The requirements regarding the designation and tracking of 500 ppm sulfur NR and LM diesel fuel parallel those regarding the designation and tracking of 500 ppm sulfur highway and NRLM diesel fuel discussed above. However, the requirements described below pertain only to facilities not in the Northeast/Mid-Atlantic area or Alaska, and to facilities inside of the Northeast/Mid-Atlantic area that transport 500 ppm sulfur NR and LM diesel fuel outside of the Northeast/Mid-Atlantic area.

From June 1, 2010 through May 31, 2012, facilities downstream of the refiner or importer must continue to designate 500 ppm sulfur NR and LM diesel fuel that they distribute, and must keep records of all volumes of fuel designated as these fuels. In many cases, we expect that downstream facilities will not change the designation of diesel fuel from 500 ppm sulfur LM to 500 ppm sulfur NR diesel fuel while the fuel is in their custody. However, today's final rule provides the flexibility to make this change in designation provided that volume balance

¹²⁵ As discussed in section V, these records must be kept for five years.

requirements for 500 ppm sulfur NR diesel fuel are met.

The volume balance for 500 ppm sulfur NR and LM diesel fuel requires that the volumes of 500 ppm sulfur NR and LM diesel fuel received must be compared to the volumes of 500 ppm sulfur NR and LM diesel fuel delivered over a compliance period. The volume of 500 ppm sulfur NR diesel fuel may not increase by a greater proportion than the volume of 500 ppm sulfur LM diesel fuel over a compliance period. The combined pool of 500 ppm sulfur diesel fuel may increase in volume such as the inevitable downgrades from 15 ppm and 500 ppm sulfur diesel fuel when these fuels are shipped by pipeline. The volume balance allows for this to occur while keeping fuel produced as 500 ppm sulfur LM diesel fuel from being shifted to NR fuel. The volume balance calculation allows 500 ppm sulfur NR and LM diesel fuel to increase proportionately, satisfying both needs. 500 ppm sulfur NR and LM diesel fuel compliance will be required on an annual basis, for terminal facilities as well as other entities. Compliance with the volume balance requirement is determined by comparing volumes received and delivered during that compliance period.

Facilities must maintain records regarding each transfer of 500 ppm sulfur NR and LM diesel fuel that they receive and discharge from June 1, 2010 through May 31, 2012 on a batch-by-batch basis. These records must include the EPA registration number of the source or recipient facility, and the volume of each fuel transfer. However, for transfers of marked 500 ppm sulfur LM diesel fuel, the recipient or source facility need not be specifically identified. In such cases, records must be kept regarding the total volume of marked 500 ppm sulfur LM diesel fuel that is received, discharged, and in inventory during each compliance period. For transfers of dyed 500 ppm sulfur NR diesel fuel from a truck loading rack, the specific recipients also do not need to be identified. In such cases, records must be kept regarding the total volume of 500 ppm sulfur NR diesel fuel that is received, discharged, and in inventory during each compliance period.

EPA plans to work closely with members of the diesel fuel refining and distribution industry, to provide clear and comprehensive guidance on what is expected of the various parties under the designate and track and volume balance provisions adopted in this rule. EPA invites suggestions from these parties on the most useful ways to provide such guidance.

d. Reporting Requirements

i. Compliance and Reporting Periods

We believe that any regulatory program should promote compliance and deter non-compliance. Today's program includes compliance and reporting provisions to deter noncompliance and to detect and correct instances of noncompliance in a timely fashion. Under today's program entities must submit to the Agency compliance reports containing information on the diesel fuel volumes they handle, separately by fuel designation category. Compliance with these volume designation and tracking requirements will be determined on an annual basis for refiners and pipelines and a quarterly basis for terminals during the first step of today's program. Compliance will be determined on an annual basis for everyone after 2010. To demonstrate compliance, refiners, pipelines, and terminals will be required to submit reports on a quarterly basis during the first step of today's program and then on an annual basis every year thereafter.

We are requiring the submission of volume reports on a quarterly basis during the first step of today's program for several reasons. First, and most importantly, today's program allows entities to change the designations of 500 ppm sulfur diesel fuel from NRLM diesel fuel to highway diesel fuel and heating oil to NRLM diesel fuel on a daily basis (provided that they later redesignate the same volume of 500 ppm diesel fuel from highway diesel fuel to NRLM diesel fuel and the same volume of NRLM diesel fuel to heating oil). Second, quarterly reporting coupled with quarterly compliance by terminals will constrain the magnitude of any noncompliance. Finally, during the start up of the designate and track system, there may also be a greater potential for errors in the transmission of records between custodians of designated fuels, in the calculations related to compliance with the volume account balance requirements, and in the materials provided in reports.

Today's program establishes quarterly compliance periods which are based on standard industry practices. Specifically, the quarterly compliance periods finalized in today's rule are as follows:

- 1st quarter: July 1–September 30;
- 2nd quarter: October 1–December 31;
- 3rd quarter: January 1–March 31;
- 4th quarter: April 1–June 30.

Where the start and end dates of the program do not line up with these dates, the quarters are lengthened or shortened

accordingly (e.g., June 1, 2007–September 30, 2007, and April 1, 2010–May 31, 2010). Quarterly reports are due two months following the end of the quarterly compliance period (i.e., December 1, March 1, June 1, and September 1). Annual compliance periods begin on July 1 and end June 30 of the following year. Again, certain annual compliance periods were lengthened or shortened to match the significant dates of the program (e.g., June 1, 2007–June 30, 2008). Annual reports are due by August 31 following the annual compliance period. For the sake of simplifying compliance and record keeping, the compliance periods for the highway final rule have been adjusted to match these.

Reports must be submitted electronically, or in a form which facilitates direct entry into an electronic database. Without reliance on an electronic database and reporting system to cross check and verify reported information, the designate and track provisions would become so cumbersome as to be virtually unenforceable by EPA staff given projected resource availability.

ii. Reporting Requirements During the First Step of Today's Program

During the first step of today's program, from June 1, 2007 through May 31, 2010, entities must report to EPA for each of their facilities regarding the total volume of each of the designated fuels that they receive from, or discharge to, another entity's facility in the fuel distribution system. If a facility is a refiner as well as a distributor (e.g., a blender of biodiesel or blendstocks from unfinished diesel fuel or heating oil or otherwise both accepts previously designated fuel and also produces fuel), it must also report both volumes produced and released to other entities in its capacity as refiner and also report the volumes received and released for each designation like any other terminal or pipeline.

For example, an entity that operates a pipeline may have multiple points where it discharges fuel, and at each of these points it may supply multiple terminals. The pipeline operator must report on the receipt of designated fuel from each party that transfers fuel to it, and on the designated fuel transferred by the pipeline at each discharge point which specifies the fuel transferred, separately for each of its terminal customers. Entities must report for each of their facilities the total volumes of the designated fuels that were either dyed red, marked, or on which taxes were assessed tax while in their custody. Reports regarding these volumes do not

need to include details on the recipients of the fuel (but product transfer documents must be kept to facilitate EPA's ability to compare the outgoing transfers and to fuel received).

Entities that handle only dyed NRLM diesel fuel, dyed and marked 500 ppm sulfur LM diesel fuel (2010–2012) and heating oil, or highway diesel fuel on which taxes have been assessed do not need to report to EPA. Information from such entities is not needed for compliance purposes, because there is no chance of violating the prohibitions against the shifting of fuel from one pool to another contained in today's rule without also violating either the requirement that highway diesel fuel contain no red dye, or the requirement that NRLM diesel fuel contain no heating oil marker. Furthermore, consistent with the highway rule, there are no periodic reporting requirements regarding the demonstration of compliance with the highway program's anti-downgrading requirements in today's rule. Maintenance of records should be sufficient for EPA to adequately monitor compliance with these requirements, as insufficient 15 ppm sulfur diesel fuel availability in an area should highlight potential anti-downgrading violations.

Quarterly reports from facilities downstream of the refinery and importer must also include data on the total volume of the designated fuels received, discharged, and in inventory during the quarterly reporting period. Using these data, the reporting party must demonstrate compliance with the volume account balance requirements regarding highway diesel fuel and high sulfur NRLM.

iii. Reporting Requirements During the Second Step of Today's Program

We believe that we may safely dispense with quarterly reporting and compliance evaluations starting June 1, 2010 and instead rely on annual reports. During the second step of today's rule, the designate and track requirements will be focused on preventing the use of heating oil in NRLM equipment, and during 2010–2012 preventing the use of 500 ppm sulfur LM diesel fuel in nonroad equipment. By 2010, all reporting parties in the system will have had experience in complying with the program's designate and track provisions. In addition, the Agency will have had ample experience in administering the system. Consequently, we expect that there will be few errors or omissions in reports and that EPA will have determined how best to detect and remedy instances of noncompliance. We believe an annual

reporting period is therefore sufficient and appropriate.

Beginning June 1, 2010, entities that produce, import, or take custody of 500 ppm sulfur NRLM diesel fuel, marked heating oil, or unmarked heating oil outside of the Northeast/Mid-Atlantic area and Alaska, must submit an annual report to EPA that provides summary information regarding the transfer of these fuels.¹²⁶ Entities must report for each of their facilities the total volume of each of these fuels that they received from, or discharge to, another entity's facility in the fuel distribution system during each annual compliance period. For batches of heating oil that are delivered marked, the reports do not need to indicate the entities to which the batches were delivered—only the total volume of marked heating oil delivered during each compliance period must be reported. If an entity only receives marked heating oil (*i.e.*, it does not receive any unmarked heating oil), it does not need to report at all. If a facility received marked heating oil in addition to unmarked heating oil, it must report the volume of marked heating oil separately and indicate the facility from which the marked heating oil was received.

Beginning June 1, 2010 to June 1, 2012, entities that produce, import, or take custody of 500 ppm sulfur NR and LM diesel fuel outside of the Northeast/Mid-Atlantic area and Alaska, must submit an annual report to EPA that provides summary information regarding the transfer of these fuels.¹²⁷ Entities must report for each of their facilities the total volume of each of these fuels that they received from, or discharge to, another entity's facility in the fuel distribution system during each annual compliance period. For batches of 500 ppm sulfur LM diesel fuel that are delivered marked, the reports do not need to indicate the entities to which the batches were delivered—only the total volume of marked 500 ppm sulfur LM diesel fuel delivered during each compliance period must be reported. If an entity only receives marked 500 ppm sulfur LM diesel fuel (*i.e.*, it does not receive any unmarked 500 ppm sulfur LM diesel fuel), it does not need to report at all. If a facility received marked in addition to unmarked 500 ppm sulfur LM diesel fuel, it must

report the volume of marked 500 ppm sulfur LM diesel fuel separately and indicate the facility from which the marked 500 ppm sulfur LM diesel fuel was received.

E. How Are State Diesel Fuel Programs Affected by the Sulfur Diesel Program?

Section 211(c)(4)(A) of the CAA prohibits states and political subdivisions of states from prescribing or attempting to enforce, for purposes of motor vehicle emission control, "any control or prohibition respecting any characteristic or component of a fuel or fuel additive in a motor vehicle or motor vehicle engine," if EPA has prescribed "a control or prohibition applicable to such characteristic or component of the fuel or fuel additive" under section 211(c)(1). This prohibition applies to all states except California, as explained in section 211(c)(4)(B). This express preemption provision in section 211(c)(4)(A) applies only to controls or prohibitions respecting any characteristics or components of fuels or fuel additives for motor vehicles or motor vehicle engines, that is, highway vehicles. It does not apply to controls or prohibitions respecting any characteristics or components of fuels or fuel additives for nonroad engines or nonroad vehicles.¹²⁸

Section 211(c)(4)(A) specifically mentions only controls respecting characteristics or components of fuel or fuel additives in a "motor vehicle or motor vehicle engine," adopted "for purposes of motor vehicle emissions control," and the definitions of motor vehicle and nonroad engines and vehicles in CAA section 216 are mutually exclusive. This is in contrast to sections 211(a) and (b), which specifically mention application to fuels or fuel additives used in nonroad engines or nonroad vehicles, and with section 211(c)(1) which refers to fuel used in motor vehicles or engines or nonroad engines or vehicles.

Thus, today's action does not preempt state controls or prohibitions respecting characteristics or components of fuel or fuel additives used in nonroad, locomotive, or marine engines or

¹²⁶ 500 ppm sulfur NR diesel fuel, and starting June 1, 2012, 500 ppm sulfur NRLM diesel fuel, is not permitted in the Northeast/Mid-Atlantic area and only in the State of Alaska in limited circumstances.

¹²⁷ During this time period, 500 ppm sulfur NR diesel fuel is not permitted in the Northeast/Mid-Atlantic area and only in the State of Alaska in limited circumstances.

¹²⁸ See 66 FR 36543, July 12, 2001 (notice proposing approval of Houston SIP revisions). See also letter from Carl Edlund, Director, Multimedia Planning and Permitting Division, U.S. Environmental Protection Agency, Region VI, to Jeffrey Saitas, Executive Director, Texas Natural Resources Conservation Commission, dated September 25, 2000, providing comments on proposed revisions to the Texas State Implementation Plan for the control of ozone, specifically the Post 99 Rate of Progress Plan and Attainment Demonstration for the Houston/Galveston area. This letter noted that preemption under section 211(c)(4) of the CAA did not apply to controls on nonroad diesel fuel.

nonroad, locomotive, or marine vehicles under the provisions of section 211(c)(4)(A). At the same time, a state control that regulates both highway fuel and nonroad fuel is preempted to the extent that the state control respects a characteristic or component of highway fuel regulated by EPA under section 211(c)(1).

A court may consider whether a state control for fuels or fuel additives used in nonroad engines or nonroad vehicles is implicitly preempted under the supremacy clause of the U.S. constitution. Courts have determined that a state law is preempted by federal law where the state requirement actually conflicts with federal law by preventing compliance with the federal requirement, or by standing as an obstacle to accomplishment of congressional objectives. A court could thus consider whether a given state standard for sulfur in nonroad, locomotive or marine diesel fuel is preempted if it places such significant cost and investment burdens on refiners that refiners cannot meet both state and federal requirements in time, or if the state control would otherwise meet the criteria for conflict preemption.

F. Technological Feasibility of the 500 and 15 ppm Sulfur Diesel Fuel Program

This section summarizes our assessment of the feasibility of refining and distributing 500 ppm NRLM diesel fuel starting in 2007 and 15 ppm nonroad diesel fuel in 2010 and locomotive and marine diesel fuel in 2012. Based on this evaluation, we believe it is technologically feasible for refiners and distributors to meet both sulfur standards in the lead time provided with the desulfurization technology available. We begin this section by describing the nonroad, locomotive and marine diesel fuel market and how these fuels differ from current highway diesel fuel. We discuss desulfurization technologies, both conventional and advanced, which are available for complying with the 500 ppm and 15 ppm NRLM standards. We then present what mix of technologies we believe will be used. Next we provide our analysis of the lead time for complying with either standard. Finally, we analyze the feasibility of distributing low sulfur NRLM diesel fuel. We refer the reader to the Final RIA for more details regarding these assessments.

1. What Is the Nonroad, Locomotive and Marine Diesel Fuel Market Today?

Nonroad, locomotive and marine (NRLM) engines almost exclusively use No. 2 distillate fuel. No. 2 distillate fuel is a class of fuel defined by its boiling

range. It boils at a higher average temperature than gasoline, No. 1 distillate, jet fuel and kerosene, and at a lower average temperature than residual fuel (or bunker fuel). ASTM defines three No. 2 distillate fuels: (1) Low sulfur No. 2 diesel fuel (No. 2-D); (2) high sulfur No. 2-D; and (3) No. 2 fuel oil.¹²⁹ Low sulfur No. 2-D fuel must contain 500 ppm sulfur or less, have a minimum cetane number of 40, and have a minimum cetane index limit of 40 (or a maximum aromatic content of 35 volume percent) (*i.e.*, meet the EPA standard for highway diesel fuel).¹³⁰ Both high sulfur No. 2-D and No. 2 fuel oil must contain no more than 5000 ppm sulfur,¹³¹ and currently averages 3000 ppm nationwide. The ASTM specification for high sulfur No. 2-D fuel also includes a minimum cetane number of 40. Practically, since most No. 2 fuel oil meets this minimum cetane number specification, pipelines which ship fuel fungibly need only carry one high sulfur No. 2 distillate fuel which meets both sets of specifications. Currently, nonroad, locomotive and marine engines can be and are fueled with both low and high sulfur No. 2-D fuels. If No. 1 distillate is blended into highway diesel fuel, as is sometimes done to prevent gelling in the winter, the final blend must meet the 500 ppm EPA cap.

No. 1 distillate (*e.g.*, jet fuel and kerosene) meets lower boiling point and viscosity specifications requirements than No. 2 distillate. No. 1 distillate, or any of these other similar boiling distillates, added to No. 2 NRLM distillate becomes NRLM diesel fuel and thus, must meet the applicable specifications for No. 2 distillate.

For the purpose of this rule, we split the No. 2 distillate market into three pieces, according to the sulfur standard which each must meet: (1) Highway diesel fuel, (2) NRLM diesel fuel, and heating oil, which is used in both furnaces and boilers, as well as in stationary diesel engines to generate power.

In the NPRM, EPA estimated current production and demand for NRLM fuel from studies conducted by the U.S. Energy Information Administration (EIA). We projected growth in nonroad fuel demand using EPA's NONROAD emission model. We based the growth in

locomotive and marine fuel demand from analyses supporting EPA's locomotive and marine engine rulemaking. These future levels of NRLM fuel demand differed from those implicit in our projection of the emission reductions associated with the rule, which were based primarily on EPA's NONROAD emission model. We pointed out this inconsistency in the rule and indicated that we would resolve this inconsistency for the final rule.

In their comments on the NPRM, the American Petroleum Institute (API), the Engine Manufacturers Association (EMA) and others highlighted this inconsistency and suggested that EPA resolve it by basing its projection of future NRLM fuel demand using information developed by EIA and not from the NONROAD emission model. API pointed to a lower estimate of nonroad fuel demand developed in a contracted study performed by Baker and O'Brien. A detailed analysis of these comments and additional technical analyses of distillate fuel demand are described in Section 4.6.3.1 of the Summary and Analysis document to this rule. In summary, we decided to continue using the NONROAD emission model to project the emission benefits of this rule. To eliminate the inconsistency in the NPRM, we also use the NONROAD model to determine demand for nonroad fuel and project the economic impacts of this final rule. However, the analyses presented in Section 4.6.3.1 of the Summary and Analysis document to this rule identified uncertainties in the current and future level of nonroad fuel demand. To insure that these uncertainties did not affect the outcome of this rulemaking process, we evaluate the emissions, costs and cost effectiveness of the standards contained in this rule using an alternative estimate of nonroad fuel demand derived from EIA information. This alternative analysis is presented in Appendix 8A of the Final RIA. In addition to use of the NONROAD model to project nonroad fuel demand, we also updated our projections of the production of and demand for highway fuel and heating oil using more recent versions of the same EIA reports used in the NPRM analysis.

In 2001, nationwide outside of California, nonroad diesel fuel comprised about 18 percent of all No. 2 distillate fuel, while locomotive and marine diesel fuel comprised about eight percent of all No. 2 distillate fuel. Diesel fuel consumed by highway vehicles/engines comprised about 56 percent of all No. 2 distillate fuel.

¹²⁹ "Standard Specification for Diesel Fuel Oils," ASTM D 975-98b and "Standard Specifications for Fuel Oils," ASTM D 396-98.

¹³⁰ These ASTM requirements were formed after and are consistent with the EPA regulations for highway diesel fuel.

¹³¹ Some states, particularly those in the Northeast, limit the sulfur content of No. 2 fuel oil to 2000-3000 ppm.

Heating oil comprised about 19 percent of No. 2 distillate. Because of limitations in the fuel distribution system and other factors, about 18 percent of all non-highway distillate met the 500 ppm highway diesel fuel cap. Thus, about 64 percent of No. 2 distillate pool met the 500 ppm sulfur cap, not just the 56 percent used in highway vehicles. We project that this spillover of highway fuel to the NRLM diesel fuel market will continue under the highway diesel fuel program. Thus, today's rule will only materially affect about 19 percent of today's distillate market. The remaining 17 percent of No. 2 distillate which is high sulfur heating oil is estimated to remain at higher sulfur levels.

This rule will also affect any No. 1 distillate which is blended into wintertime NRLM fuel. Because gelling can also be prevented through the use of pour point additives, the current and future level of this of No. 1 distillate blending is uncertain. However, the feasibility of desulfurizing and distributing this No. 1 distillate will also be addressed below.

2. What Technology Will Refiners Use To Meet the 500 ppm Sulfur Cap?

Refiners currently hydrotreat most or all of their distillate blendstocks using what is commonly referred to as "conventional" hydrotreating technology to meet the 500 ppm sulfur and cetane limits applicable to highway diesel fuel. This conventional technology has been available and in use for many years. U.S. refiners have nearly ten years of experience with this technology in producing highway diesel fuel. The distillate blendstocks comprising NRLM fuel do not differ substantially from those comprising highway diesel fuel. Thus, the technology to produce 500 ppm sulfur NRLM diesel fuel has clearly been demonstrated and optimized over the last decade. Additionally, this technology continues to evolve primarily through the development of more active catalysts and motivated by the 15 ppm cap applicable to most highway diesel fuel starting in 2006.

Several advanced desulfurization technologies are being developed and are discussed in more detail in the next section. However, the fact that none of these technologies have been demonstrated commercially for a typical catalyst life (*i.e.*, two years) makes it unlikely that they would be selected by many refiners for use in mid-2007. Also, these advanced technologies promise the greatest cost savings in achieving 15 ppm levels, rather than 500 ppm. These advanced technologies can also be combined with a conventional

hydrotreater to meet the 15 ppm standard in 2010 and 2012. EPA therefore projects that the 500 ppm sulfur cap NRLM standard will be met using conventional hydrotreating technology. We made this same projection in the NPRM and no comments to the contrary were received.

In some cases, refiners will also need to install or expand several ancillary processes related to sulfur removal (*e.g.*, hydrogen production and purification, sulfur processing, and sour water treatment). These technologies are all commercially demonstrated, as nearly all refiners already have such units.

3. Is the Leadtime Sufficient To Meet the 2007 500 ppm NRLM Sulfur Standard?

After the highway diesel fuel program is implemented, we project that 92 refineries in U.S. will be producing high sulfur distillate fuel. We project that 36 of these refineries will likely produce 500 ppm sulfur NRLM diesel fuel in 2007. Of those 36, 30 will have to build new hydrotreaters while the other 6 are expected to use existing hydrotreaters to produce 500 ppm NRLM diesel fuel.¹³² The remaining 56 refineries are projected to continue to produce high sulfur distillate fuel, with 26 of the 56 refineries producing heating oil. The other 30 refineries are owned by small refiners and will likely produce high sulfur NRLM diesel fuel. The 56 refineries continuing to produce high sulfur distillate will not have to add or modify any equipment to continue producing this fuel.

This rule will provide refiners and importers 37 months before they will have to begin producing 500 ppm NRLM diesel fuel on June 1, 2007. Our lead time analysis projects that 27–39 months are typically needed to design and construct a diesel fuel hydrotreater.¹³³ As discussed below, we believe that 37 months will be sufficient for all refiners of NRLM fuel.

Easing the task is the fact that we project that essentially all refiners will use conventional hydrotreating to comply with the 500 ppm sulfur NRLM diesel fuel cap. This technology has been used extensively for more than 10 years and its capabilities to process a wide range of diesel fuel blendstocks are well understood. Thus, the time necessary to apply this technology for a

specific refiner's situation should be relatively short.

Twenty-six out of the 36 refineries projected to produce 500 ppm NRLM diesel fuel in 2007 have indicated that they will produce highway diesel fuel in their highway diesel fuel pre-compliance reports, *see* RIA section 7.2.1.3.4.1, Table 7.2.1–38 and following discussion for description of these refineries. Thus, roughly 70% of the refiners likely to produce 500 ppm sulfur NRLM diesel fuel in 2007 are already well into their planning for meeting the 15 ppm highway diesel fuel standard, effective June 1, 2006. It is likely that these refiners have already chemically characterized their high sulfur diesel fuel blendstocks, as well as their highway diesel fuel, in assessing how to meet produce 15 ppm fuel. They will also have already assessed the various technologies for producing 15 ppm diesel fuel. This provides an extensive base of information on how to design a hydrotreater to produce 500 ppm NRLM fuel, as well as how to revamp this hydrotreater to produce 15 ppm NRLM diesel fuel in 2010 and 2012. Those refiners only producing high sulfur distillate fuel today will be able to take advantage of the significant experience that technology vendors have obtained in assisting refiners of highway diesel fuel meet the 15 ppm cap in 2006.

We also expect that roughly 20 percent of the 101 refineries in the U.S. and its territories will build a new hydrotreater to produce 15 ppm highway fuel. Those which also produce high sulfur distillate will be able to produce 500 ppm NRLM fuel with their existing highway hydrotreater. In 2007, we conservatively assumed that 20% of the 500 ppm NRLM production from refineries that produce highway and high sulfur distillate could be produced with these existing treaters at no capital costs (existing highway treater capacity available for 500 ppm NRLM production would be higher if based on highway treater capacity). Thus, in 2007 we project that four refineries will be able to use their recently idled highway treater due to building a new highway treater unit for 2006. Furthermore, the highway diesel program pre-compliance reports indicate that another 7 refineries currently producing 500 ppm highway fuel will likely leave the highway fuel market in 2006. We project that 2 of these would use their existing treater to produce 500 ppm NRLM with no investment costs. Another three of these 101 refineries produce relatively small volumes of high sulfur distillate compared to highway diesel fuel today. We project that they will be able to

¹³² These refiners have said that they will leave the highway market in 2006 in their pre-compliance reports for complying with the Highway Diesel Rule, thus freeing up their existing hydrotreaters to produce 500 ppm NRLM diesel fuel.

¹³³ "Highway Diesel Progress Review," USEPA, EPA420-R-02-016, June 2002. The leadtime analysis in the RIA can be found in section 5.3.

produce 500 ppm sulfur NRLM fuel from their high sulfur distillate with only minor modification to their existing highway diesel fuel hydrotreater.

Refiners not planning on producing 100 percent highway fuel in 2006 will also need some time to assess which distillate market in which to participate starting in 2007, NRLM or heating oil. While this is a decision which requires some amount of time for analysis, refiners also needed to assess what market they would participate in for the 1993 500 ppm highway diesel fuel sulfur cap. In all, we project that the task of producing 500 ppm sulfur NRLM fuel in 2007 will be less difficult than the task refiners faced with the implementation of the 500 ppm highway diesel fuel cap in 1993. Refiners had just over three years of lead time for complying with the 1993 500 ppm highway diesel fuel cap, as is the case here, and this proved sufficient.

No explicit comments were made by refiners on the lead time needed for complying with the proposed NRLM 500 ppm sulfur standard. However, their comments supported the two step approach, preferring it over a one step, 15 ppm NRLM cap starting in 2008.

4. What Technology Will Refiners Use To Meet the 15 ppm Sulfur Cap?

In the highway diesel rule, we projected that refiners producing 15 ppm fuel in 2006 would utilize extensions of conventional hydrotreating technology. We also projected that refiners first producing 15 ppm fuel in 2010 would use a mix of extensions of conventional and advanced technologies. Based on the refiners' highway pre-compliance reports, it appears that 95% of highway fuel could meet the 15 ppm cap in 2006. We expect that virtually all of this 15 ppm fuel will be produced with conventional hydrotreating. Thus, it appears that conventional hydrotreating will be used to produce the vast majority of 15 ppm highway diesel fuel.

In the nonroad NPRM, we projected that refiners would use advanced desulfurization technologies to produce 80 percent of 15 ppm nonroad diesel fuel in 2010, with the balance using conventional hydrotreating. At the time of the NPRM, all of the advanced technologies appeared to be progressing rapidly. Since the proposal, we have learned that a couple of these technologies, Unipure and S-Zorb, are not going to be commercially demonstrated as soon as expected. However, one refiner is already using Process Dynamics' IsoTherming technology to commercially produce 15

ppm diesel fuel. Thus, we continue to believe that advanced technologies will be used to produce a large percentage of 15 ppm NRLM fuel. However, the number of advanced technologies used may be smaller. Because of the more limited choices, we project that the penetration of advanced technologies will be only 60 percent. The remainder of this section discusses the production of 15 ppm diesel fuel using conventional and advanced technologies.

One approach to produce 15 ppm NRLM fuel would be to revamp the conventional hydrotreater built to produce 500 ppm NRLM fuel in 2007. Knowing that the 500 ppm NRLM cap will only be in effect for three years for nonroad refiners and five years for locomotive and marine refiners (four years for small refiners), we expect that refiners will design their 500 ppm hydrotreater to allow the production of 15 ppm fuel through the addition of reactor volume or a second hydrotreating stage. Refiners might also shift to a more active catalyst in the existing reactor, as the life of that catalyst might be nearing its end. Equipment to further purify its hydrogen supply could also be added. Producing 15 ppm NRLM fuel via these steps will be feasible as they are essentially the same steps refiners will be using in 2006 to produce 15 ppm highway diesel fuel.

EPA recently reviewed the progress being made by refining technology vendors and refiners in meeting the 2006 highway diesel sulfur cap.¹³⁴ All evidence available confirms EPA's projection that conventional hydrotreating will be capable of producing diesel fuel containing less than 10 ppm sulfur. Furthermore, as part of the highway program's reporting requirements, refiners are required to report their progress in complying with the 15 ppm highway diesel fuel standard. In those reports they indicated that they primarily will be applying extensions of conventional hydrotreating. NRLM fuel refiners will have the added advantage of being able to design their 500 ppm hydrotreater with the production of 15 ppm fuel in mind. Additionally, refiners producing 15 ppm NRLM fuel will be able to take advantage of the experience gained from those producing 15 ppm highway fuel.

As mentioned above, several advanced technologies are presently being developed to produce 15 ppm diesel fuel at lower cost. One of these advanced technologies, Process

Dynamics IsoTherming, improves the contact between hydrogen, diesel fuel and the desulfurization catalyst. The IsoTherming process dissolves the hydrogen in the liquid fuel phase prior to passing the liquid over the catalyst, eliminating the need for a two-phase (gas and liquid) reactor. The liquid, plug flow reactor design also avoids the poor liquid distribution over the catalyst bed often present in a two-phase reactor design. Process Dynamics projects that their IsoTherming process could reduce the hydrotreater volume required to achieve sub-15 ppm sulfur levels by roughly a factor of two.

Process Dynamics has already built a commercial-sized demonstration unit (5000 barrels per day) at a refinery in New Mexico. They have been operating the unit since September 2002, and demonstrating the capability to meet a 15 ppm cap since the spring of 2003. Thus, refiners will have 4–5 years of operating data on this process before they would have to select a technology to produce 15 ppm nonroad diesel fuel in 2010, and 6–7 years before producing 15 ppm locomotive and marine diesel fuel in 2012. This should be more than sufficient for essentially all refiners to consider this process for 2010 or 2012. Based on information received from Process Dynamics, we estimate that this technology could reduce the cost of meeting the 15 ppm cap for many refiners by about 30 percent. This savings arises from a smaller reactor, less catalyst and avoiding the need for a recycle gas compressor and reactor distributor. Refineries facing poorer economies of scale, such as small refineries, would particularly benefit from this desulfurization process.

A second process being developed to produce 15 ppm diesel fuel is the Unipure oxidation process. This process oxidizes the sulfur in distillate molecules, facilitating its removal. Unipure Corporation installed a small (50 barrels per day), continuous flow demonstration unit at Valero's Krotz Spring refinery in the spring of 2003. It appears that this technology could reduce the cost of producing 15 ppm diesel fuel for some refiners compared to conventional hydrotreating. However, the small size of the demonstration unit may make the risk associated with a new technology too large. Thus, we believe that this technology needs be demonstrated further before most refiners will seriously consider it for commercial application. This technology, however, may be ideal for use at transmix processing plants or large terminals to reprocess 15 ppm diesel fuel which have become contaminated during shipment. We

¹³⁴ "Highway Diesel Progress Review," USEPA, EPA420-R-02-016, June 2002.

discuss this distillate downgrade in greater detail in Section VI.A.2 of this preamble. This oxidation process avoids the need for high pressure hydrogen, which is usually not economically available at these smaller facilities.

Finally, Conoco-Phillips has adapted their S-Zorb adsorption technology which was originally designed for gasoline desulfurization, for diesel fuel desulfurization. At the time of the NPRM, Conoco-Phillips had signed 23 licensing agreements with refiners in North America regarding the use of S-Zorb to comply with the Tier 2 gasoline sulfur standards. Furthermore, Conoco-Phillips had plans for the quick installation of an S-Zorb unit to demonstrate the production of 15 ppm diesel fuel. However, we have since learned that Conoco-Phillips has dropped its plans to build a commercial demonstration unit for desulfurizing diesel fuel. Without a commercial unit operating in the 2006 time frame, we do not believe that many refiners will seriously consider S-Zorb to produce 15 ppm NRLM diesel fuel in 2010 and 2012.

Due to the fact that the Process Dynamics IsoTherming process is already operating commercially and operational data indicate a 30 percent reduction in the cost of producing 15 ppm fuel relative to conventional hydrotreating, we project that 60 percent of the new volume of 15 ppm NRLM diesel fuel will be produced using this technology. We project that the remaining 40 percent of 15 ppm NRLM diesel fuel will use extensions of conventional hydrotreating. We assume this 60/40 mix of Isotherming and extensions of conventional hydrotreating, respectively, for 2010, 2012 and even for 2014 when the small refiners exemptions expire.

API commented that the advanced desulfurization technologies have not been commercially demonstrated and thus should not be used as the basis for estimating the cost of desulfurizing NRLM diesel fuel to 15 ppm. While this is true for the Unipure oxidation and Conoco-Phillips' S-Zorb processes, the Process Dynamics IsoTherming process has been commercially demonstrated. It is therefore appropriate for use as a partial basis for the refining costs associated with today's final rule. To indicate the effect that this projection for the use of IsoTherming has on the rule's cost, in Section 7.2.2 of the Final RIA, we estimate the cost of producing 15 ppm NRLM fuel with only the use of conventional hydrotreating technology.

5. Is the Leadtime Sufficient To Meet the 2010 and 2012 15 ppm NRLM Sulfur Cap?

We project that 32 refineries will produce 15 ppm nonroad diesel fuel in 2010, with two of these being owned by small refiners. In 2012, we project that 15 refineries will produce 15 ppm locomotive and marine diesel fuel. We project that an additional 15 refineries will produce 500 ppm nonroad diesel fuel in 2010 under the small refiner provisions included in the today's final rule. Then in 2014, we project that the 15 refineries exempted under the small refiner provisions will begin producing 15 ppm NRLM diesel fuel in 2014.

The timing of this rule provides refiners and importers with more than six years before they will have to produce 15 ppm nonroad diesel fuel, and two years more for producing 15 ppm locomotive and marine diesel fuel. Our leadtime analysis, which is presented in Section 5.4.2 of the Final RIA, projects that 30–39 months are typically needed to design and construct a diesel fuel hydrotreater, perhaps less if it is a Process Dynamics unit. Thus, refiners will have about three years before they would have to begin detailed design and construction for 2010, and five years before 2012. This will allow sufficient time to consult with vendors, test their diesel fuel in pilot plants to assess the difficulty of its desulfurization via a variety of technologies, and to select its technology for 2010 and 2012. In addition, these refiners will also have the chance to observe the performance of the hydrotreaters being used to produce 15 ppm highway diesel fuel for at least one year for those complying in 2010, and two years more for those complying in 2012. While not a full catalyst cycle, any unusual degradation in catalyst performance should be apparent within the first year. Based on the pre-compliance reports, some refineries in the U.S. will be producing 15 ppm sulfur highway diesel fuel earlier than 2006. Some refineries are expected to produce complying fuel earlier than the compliance date in Europe as well. The refineries which are complying early will accrue experience earlier and longer providing refiners a better sense of the reliability of producing 15 ppm diesel fuel. Thus, we project that the 2010 and 2012 start dates will allow refiners to be quite certain that the designs they select in mid-2007 will perform adequately in 2010 and 2012.

In addition, refiners will have three to four years or more to observe the performance of the Process Dynamics

IsoTherming process before having to make their technology selections for 2010 and 2012. This should be more than adequate to fully access the costs and capabilities of this technology for all but the most cautious refiners.

Considering the amount of leadtime available and the desulfurization technologies which will be available and proven for complying with a 15 ppm sulfur standard, we do not expect that the leadtime for complying with the 15 ppm NRLM cap standard in 2010 and 2012 will be an issue for refiners.

6. Feasibility of Distributing 500 and 15 ppm NRLM Fuel

There are two considerations with respect to the feasibility of distributing non-highway diesel fuels meeting the sulfur standards in today's rule. The first pertains to whether sulfur contamination can be adequately managed throughout the distribution system so that fuel delivered to the end-user does not exceed the specified maximum sulfur concentration. The second pertains to the physical limitations of the system to accommodate any additional segregation of product grades.

a. Limiting Sulfur Contamination

With respect to limiting sulfur contamination during distribution, the physical hardware and distribution practices for non-highway diesel fuel do not differ significantly from those for highway diesel fuel. Therefore, we do not anticipate any new issues with respect to limiting sulfur contamination during the distribution of non-highway fuel that would not have already been accounted for in distributing highway diesel fuel. Highway diesel fuel has been required to meet a 500 ppm sulfur standard since 1993. Thus, we expect that limiting contamination during the distribution of 500 ppm non-highway diesel engine fuel can be readily accomplished by the industry. This applies to locomotive and marine diesel fuel as well as nonroad diesel fuel.

In the highway diesel rule, EPA acknowledged that meeting a 15 ppm sulfur specification would pose a substantial new challenge to the distribution system. Refiners, pipelines, and terminals would have to pay careful attention to and eliminate any potential sources of contamination in the system (e.g., tank bottoms, deal legs in pipelines, leaking valves, interface cuts, etc.). In addition, bulk plant operators and delivery truck operators would have to carefully observe recommended industry practices to limit contamination, including practices as simple as cleaning out transfer hoses,

proper sequencing of fuel deliveries, and parking on a level surface when draining the storage tank. Due to the need to prepare for compliance with the highway diesel program, we anticipate that issues related to limiting sulfur contamination during the distribution of 15 ppm NRLM diesel fuel will be resolved well in advance of the 2010 and 2012 implementation dates. We are not aware of any additional issues that might arise unique to NRLM diesel fuel. If anything we anticipate limiting contamination will become easier as batch sizes are allowed to increase and potential sources of contamination decrease as more and more of the diesel pool turns over to 500 and 15 ppm sulfur. Industry representatives acknowledge that the task can be accomplished. However, they are still in the process of identifying all of the measures that will need to be taken.

b. Potential Need for Additional Product Segregation

As discussed in section IV.D, we have designed the NRLM diesel fuel program to minimize the need for additional product segregation and the feasibility and cost issues associated with it. This final rule allows for the fungible distribution of 500 ppm highway and 500 ppm sulfur NRLM diesel fuel in 2007, and 15 ppm highway and 15 ppm NR diesel fuel in 2010 and 15 ppm NRLM diesel fuel in 2012, up until the point where NRLM, LM, or nonroad fuel must be dyed for IRS excise tax purposes. We proposed that heating oil would be required to be segregated throughout the distribution system by the use of a marker added at the refiners from 2007 through 2010. We received comments that addition of the marker at the refinery would cause significant concerns regarding potential marker contamination in the jet fuel. In responding to these and other comments, we have chosen to adopt a designate and track system of ensuring refiner compliance with desulfurization requirements (*see* IV.D.). This allows the point of marker addition to be moved downstream to the terminal where such contamination concerns are minimal. As a result heating oil and high-sulfur NRLM will also be fungible in the distribution system up to the point where the fuel marker must be added at the terminal.¹³⁵

The design of today's fuel program eliminates any potential feasibility issues associated with the need for

product segregation. This is not to say that additional steps will not have to be taken. However, this program will result in only a limited number of entities in the distribution system choosing to add new tankage due to new product segregation. Bulk plants in areas of the country where heating oil is expected to remain in the market will have to decide whether to add tankage to distribute both heating oil and 500 ppm sulfur NRLM fuel. Terminal operators commented that the proposed presence of a fuel marker in heating oil would make it impossible for them to blend 500 ppm sulfur diesel from 15 ppm sulfur and high sulfur fuels. They related that this ability would be important to certain terminal operators who would not have the storage facilities available for three grades of diesel fuel, but would still not wish to forgo selling 500 ppm diesel fuel.¹³⁶ Today's rule allows the required marker to be added to heating oil before it leaves the terminal (*see* section IV.D of this preamble). Therefore, terminals will be able to blend 500 ppm diesel from 15 ppm and high sulfur diesel fuels, provided they fulfill all of the responsibilities associated with acting as a fuel refiner (*see* section V of this preamble).¹³⁷ However, because this will be a relatively costly way of producing 500 ppm diesel fuel, we do not expect that the practice will be widespread. In all other cases we anticipate segments of the distribution system will choose to avoid any fuel segregation costs by limiting the range of sulfur grades they choose to carry, just as they do today. Regardless, however, the costs and impacts of these choices are small. A more detailed explanation of this assessment can be found in chapter 7 of the RIA.

A limited volume of 500 ppm sulfur diesel fuel is projected to be produced downstream due to interface mixing in the distribution system (*see* section IV.A).¹³⁸ Fuel from these sources is currently sold into the NRLM and heating oil markets. The implementation of the 15 ppm sulfur standard for NR diesel fuel in 2010 and for LM diesel fuel in 2012 raises the concern that the heating oil market might be insufficient to absorb all such downstream 500 ppm sulfur diesel fuel

in areas outside of the Northeast (where most heating oil is used). If the market for this fuel was limited, it would have to be trucked back to a refinery to be desulfurized which could raise significant logistical and cost issues. Consequently, today's rule provides that 500 ppm sulfur diesel fuel produced due to interface mixing can continue to be used in nonroad equipment until 2014 (subject to specific sulfur requirements for new equipment), and in locomotive and marine engines indefinitely.¹³⁹ These provisions ensure that there will be a sufficient market for such 500 ppm sulfur diesel fuel.

G. What Are the Potential Impacts of the 15 ppm Sulfur Diesel Program on Lubricity and Other Fuel Properties?

1. What Is Lubricity and Why Might It Be a Concern?

Engine manufacturers and owner/operators depend on diesel fuel lubricity properties to lubricate and protect moving parts within fuel pumps and injection systems for reliable performance. Unit injector systems and in-line pumps, commonly used in diesel engines, are actuated by cams lubricated with crankcase oil, and have minimal sensitivity to fuel lubricity. However, rotary and distributor type pumps, commonly used in light and medium-duty diesel engines, are completely fuel lubricated, resulting in high sensitivity to fuel lubricity. The types of fuel pumps and injection systems used in nonroad diesel engines are the same as those used in highway diesel vehicles. Consequently, nonroad and highway diesel engines share the same need for adequate fuel lubricity to maintain fuel pump and injection system durability.

Diesel fuel lubricity concerns were first highlighted for private and commercial vehicles during the initial implementation of the federal 500 ppm sulfur highway diesel program and the state of California's diesel program. The Department of Defense (DoD) also has a longstanding concern regarding the lubricity of distillate fuels used in its equipment as evidenced by the implementation of its own fuel lubricity improver performance specification in 1989.¹⁴⁰ The diesel fuel requirements in the state of California differed from the

¹³⁵ 15 ppm diesel fuel and high sulfur heating oil will be the largest volume products at such terminals.

¹³⁷ The definition of a refiner includes persons who produce highway or NRLM diesel fuel by blending.

¹³⁸ This fuel will be produced by transmix processors and at terminals by segregating the pipeline interface between 15 ppm diesel fuel and jet fuel.

¹³⁹ While today's rule does not contain an end date for the downstream distribution of 500 ppm sulfur locomotive and marine fuel, we will review the appropriateness of allowing this flexibility based on experience gained from implementation of the 15 ppm sulfur NRLM diesel fuel standard. We expect to conduct such an evaluation in 2011.

¹⁴⁰ DoD Performance Specification, Inhibitor, Corrosion/Lubricity Improver, Fuel Soluble, MIL-PRF-25017F, 10 November 1997, Superseding MIL-I-25017E, 15 June 1989.

¹³⁵ The fuel marker requirements only apply outside of the Northeast/Mid-Atlantic area. Inside the Northeast/Mid-Atlantic area, high sulfur NRLM cannot be sold to end users. *See* section IV.D for a detailed discussion of the fuel marker provisions.

federal requirements by substantially restricting the aromatic content of diesel fuel which requires more severe hydrotreating than reducing the sulfur content to meet a 500 ppm standard.¹⁴¹ Consequently, concerns regarding diesel fuel lubricity have primarily been associated with California diesel fuel and some California refiners treat their diesel fuel with a lubricity additive as needed. Outside of California, hydrotreating to meet the current 500 ppm sulfur specification does not typically result in a substantial reduction of lubricity. Diesel fuels outside of California seldom require the use of a lubricity additive. Therefore, we anticipate only a marginal increase in the use of lubricity additives in NRLM diesel fuel meeting the 500 ppm sulfur standard for 2007.¹⁴² Today's action requires diesel fuel used in nonroad, locomotive, and marine diesel engines to meet a 15 ppm sulfur standard in 2010 and 2012, respectively. Based on the following discussion, we believe that the increase in the use of lubricity additives in 15 ppm sulfur NRLM diesel fuel would be the same as that estimated for 15 ppm highway diesel fuel.

The state of California currently requires the same standards for diesel fuel used in nonroad equipment as in highway equipment. Outside of California, highway diesel fuel is often used in nonroad equipment when logistical constraints or market influences in the fuel distribution system limit the availability of high sulfur fuel. Thus, for nearly a decade nonroad equipment has been using federal 500 ppm sulfur diesel fuel and California diesel fuel, some of which may have been treated with lubricity additives. During this time, there has been no indication that the level of diesel lubricity needed for fuel used in nonroad engines differs substantially from the level needed for fuel used in highway diesel engines.

Blending small amounts of lubricity-enhancing additives increases the lubricity of poor-lubricity fuels to acceptable levels. These additives are available in today's market, are effective, and are in widespread use around the world. Among the available additives, biodiesel has been suggested as one potential means for increasing

the lubricity of conventional diesel fuel. Indications are that low concentrations of biodiesel might be sufficient to raise the lubricity to acceptable levels. Biodiesel is a renewable fuel made from agricultural sources such as soybean oil, peanut oil and other vegetable oils as well as rendered and animal fats and recycled cooking oils. Biodiesel generally contains very low amounts of sulfur, which is an attractive characteristic for use in diesel engines using advanced aftertreatment systems. Additionally, biodiesel, by virtue of its lubricity properties, may be a good alternative to additives currently used to ensure adequate fuel lubricity. According to the U.S. Department of Agriculture, there is a current capacity to produce 100 million gallons annually. Thus, we believe that biodiesel is a feasible technology that could help support today's clean diesel fuel program.

Research remains to be performed to better understand which fuel components are most responsible for lubricity. Consequently, it is unclear whether and to what degree the sulfur standards for NRLM diesel fuel will impact fuel lubricity. Nevertheless, there is evidence that the typical process used to remove sulfur from diesel fuel "hydrotreating" can impact lubricity depending on the severity of the treatment process and characteristics of the crude. We expect that hydrotreating will be the predominant process used to reduce the sulfur content of NRLM diesel fuel to meet the 500 ppm sulfur standard during the first step of the program. Similarly, we project that both conventional hydrotreating and the Linde Isotherming process will be used to meet the 15 ppm sulfur standard for NRLM diesel fuel.

Based on our comparison of the blendstocks and processes used to manufacture non-highway diesel fuels, we believe that the potential decrease in the lubricity of these fuels from hydrotreating that might result from the sulfur standards should be approximately the same as that experienced in desulfurizing highway diesel fuel.¹⁴³ To provide a conservative, high cost estimate, we assumed that the potential impact on fuel lubricity from the use of the new desulfurization processes would be the same as that experienced when hydrotreating diesel fuel to meet a 15 ppm sulfur standard. Given that the requirements for fuel lubricity in

highway and nonroad engines are the same, and the potential decrease in lubricity from desulfurization of NRLM diesel fuel would be no greater than that experienced in desulfurizing highway diesel fuel, we estimate that the potential need for lubricity additives in NRLM diesel fuel under today's action would be the same as that for highway diesel fuel meeting the same sulfur standard.

a. Farm and Mining Equipment

The types of fuel pumps and injection systems used in the nonroad diesel engines found in farm and mining equipment are similar to those used in highway diesel vehicles.¹⁴⁴ The hydrotreating process for generating 500 ppm diesel fuel will not adversely effect fuel injection equipment in farm and mining equipment based on the use of comparable injection systems in highway diesel vehicles. We believe that the use of lubricity additives in 15 ppm sulfur NRLM diesel fuel will be required and result in adequate protection of fuel injection equipment and is similar to that needed for 15 ppm sulfur highway diesel fuel.

b. Locomotives

One of the locomotive manufacturers expressed concern in its comments that low sulfur fuel might damage existing locomotives. However, the manufacturer provided no evidence to show that such damage would likely occur. Locomotives already use a significant amount of low sulfur fuel, especially in California, and we have not seen any evidence of sulfur-related problems. The railroads expressed a similar concern, but acknowledged that any potential problems would be manageable with sufficient lead time. At this time, we see no reason for any special concern related to locomotives using low sulfur fuel.

2. A Voluntary Approach on Lubricity

In the United States, there is no government or industry standard for diesel fuel lubricity. Therefore, specifications for lubricity are determined by the market. Since the beginning of the 500 ppm sulfur highway diesel program in 1993, refiners, engine manufacturers, engine component manufacturers, and the military have been working with ASTM

¹⁴¹ Chevron Products Diesel Fuel Technical Review provides a discussion of the impacts on fuel lubricity of current diesel fuel compositional requirements in California versus the rest of the nation; see <http://www.chevron.com/prodserv/fuels/bulletin/diesel/12%5F7%5F2%5Ffr.htm>.

¹⁴² The cost from the increased use of lubricity additives in 500 ppm NRLM diesel fuel in 2007 and in 15 ppm nonroad diesel fuel in 2010 and locomotive and marine diesel fuel in 2012 is discussed in section VI of this preamble.

¹⁴³ See chapter 5 of the RIA for a discussion of the potential impacts on fuel lubricity of this proposal.

¹⁴⁴ Nonroad and highway diesel engines meeting similar emissions standards use similar fuel systems provided by common suppliers. For example, a nonroad engine meeting the 2001 Tier 2 nonroad diesel engine emission standards would have the same fuel system as a highway diesel engine meeting the 1998 highway diesel engine emissions standards.

to develop protocols and standards for diesel fuel lubricity in its D 975 specifications for diesel fuel. ASTM is working towards a single lubricity specification that is applicable to all diesel fuel used in any type of engine. Although ASTM has not yet adopted specific protocols and standards, refiners that supply the U.S. market have been treating diesel fuel with lubricity additives on a batch by batch basis, when poor lubricity fuel is produced. ASTM's target implementation date for this specification is January 1, 2005.

The potential need for lubricity additives in diesel fuel meeting a 15 ppm sulfur specification was evaluated during the development of EPA's highway diesel rule. In response to the proposed highway diesel rule, all comments submitted regarding lubricity either stated or implied that the proposed sulfur standard of 15 ppm would likely cause the refined fuel to have lubricity characteristics that would be inadequate to protect fuel injection equipment, and that mitigation measures such as lubricity additives would be necessary. However, the commenters suggested varied approaches for addressing lubricity. For example, some suggested that we need to establish a lubricity requirement by regulation while others suggested that the current voluntary, market based system would be adequate. The Department of Defense recommended that we encourage the industry (ASTM) to adopt lubricity protocols and standards before the 2006 implementation date of the 15 ppm sulfur standard for highway diesel fuel.

The final highway diesel rule did not establish a lubricity standard for highway diesel fuel. We believe the issues related to the need for diesel lubricity in fuel used in nonroad diesel engines are substantially the same as those related to the need for diesel lubricity for highway engines. Consequently, we expect the same industry-based voluntary approach to ensuring adequate lubricity in nonroad diesel fuels that we recognized for highway diesel fuel. We believe the best approach is to allow the market to address the lubricity issue in the most economical manner, while avoiding an additional regulatory scheme. A voluntary approach should provide adequate customer protection from engine failures due to low lubricity, while providing the maximum flexibility for the industry. This approach would be a continuation of current industry practices for diesel fuel produced to meet the current federal and California 500 ppm sulfur highway

diesel fuel specifications, and benefits from the considerable experience gained since 1993. It would also include any new specifications and test procedures that we expect would be adopted by ASTM regarding lubricity of NRLM diesel fuel quality.

In any event, this is an issue that will be resolved to meet the demands of the highway diesel market, and whatever resolution is reached for highway diesel fuel could be applied to NRLM diesel fuel with sufficient advance notice. We are continuing to participate in the ASTM Diesel Fuel Lubricity Task Force¹⁴⁵ and will assist their efforts to finalize a lubricity standard. We are hopeful that ASTM can reach a consensus this summer at the next meeting of the ASTM's Lubricity Task Force. If for some reason ASTM does not take action to set a lubricity specification, EPA will consider taking appropriate action to ensure 15 ppm sulfur diesel fuel has adequate lubricity.

3. What Other Impact Would Today's Actions Have on the Performance of Diesel and Other Fuels?

We do not expect that the fuel program finalized today will have any negative impacts on the performance of diesel engines in the existing fleet which would use the fuels regulated today.

While the process of lowering sulfur levels to 500 ppm does lower polynuclear aromatic hydrocarbons (PNAs) and total aromatics in general, it does not achieve the near-zero levels previously seen in California. The 15 ppm sulfur standard will further reduce PNAs, however, in most diesel fuel, there will still be PNAs present. Furthermore, since the 1990's, diesel engine manufacturers have switched to alternative materials (such as Viton), which do not experience leakage when PNAs are reduced. We believe that there will be no issues with leaking fuel pump O-rings with the changes in diesel fuel sulfur levels required by this rulemaking.

The moderate reduction in PNAs and total aromatics associated with the hydrotreating of diesel fuel will tend to increase the cetane index and number of diesel fuel. This will improve the driveability of vehicles operating on this higher cetane diesel fuel.

We do not expect any negative impacts on other fuels, such as jet fuel or heating oil. We do expect that the sulfur levels of heating oil may decrease because of this rulemaking. Beginning in mid-2007, we expect that controlling NRLM diesel fuel to 500 ppm sulfur will

lead many pipelines to discontinue carrying high sulfur heating oil as a separate grade. In areas served by these pipelines, heating oil users will likely switch to 500 ppm sulfur diesel fuel. This will reduce emissions of SO₂ and sulfate PM from furnaces and boilers fueled with heating oil. The primary exception to this will likely be the Northeast, where a distinct higher sulfur heating oil will still be distributed as a separate fuel. Also, we expect that a small volume of moderate sulfur distillate fuel will be created during distribution from the mixing of low sulfur diesel fuels and higher sulfur fuels, such as jet fuel in the pipeline interface. Such moderate sulfur distillate will often be sold by the terminal as high sulfur heating oil, but in fact its sulfur level will be lower than that normally sold as heating oil.

H. Refinery Air Permitting

Prior to beginning diesel desulfurization projects, some refineries may be required to obtain a preconstruction permit, under the New Source Review (NSR) program, from the applicable state/local air pollution control agency.¹⁴⁶ We believe that today's program provides sufficient lead time for refiners to obtain any necessary NSR permits well in advance of the applicable compliance dates.

Given that today's diesel sulfur program provides roughly three years of lead time before the 500 ppm standard takes effect, we believe refiners will have time to obtain any necessary preconstruction permits. In addition, the experience gained by many refineries to obtain the preconstruction permits needed to comply with the Tier 2 and highway diesel fuel programs should benefit them in obtaining the necessary permits to comply with today's new diesel fuel requirements. Nevertheless, we believe it is reasonable to continue our efforts under the Tier 2 and highway diesel fuel programs, to help states in facilitating the issuance of permits under the NRLM diesel fuel sulfur program whenever such assistance may be needed and requested. We anticipate that such assistance may include both technical

¹⁴⁶ Hydrotreating diesel fuel involves the use of process heaters, which have the potential to emit pollutants associated with combustion, such as NO_x, PM, CO and SO₂. In addition, reconfiguring refinery processes to add desulfurization equipment could increase fugitive VOC emissions. The emissions increases associated with diesel desulfurization would vary widely from refinery to refinery, depending on many source-specific factors, such as crude oil supply, refinery configuration, type of desulfurization technology, amount of diesel fuel produced, and type of fuel used to fire the process heaters.

¹⁴⁵ ASTM sub committee D02.E0.

and procedural assistance as would be provided by the appropriate EPA Regional and Headquarters offices. Finally, to facilitate the processing of permits, we encourage refineries to begin discussions with permitting agencies and to submit permit applications as early as possible.

V. Nonroad, Locomotive and Marine Diesel Fuel Program: Details of the Compliance and Enforcement Provisions

As with earlier fuel programs, we have developed a comprehensive set of compliance and enforcement provisions designed to promote effective and efficient implementation of this fuel program and thus to achieve the full environmental potential of the program. The compliance provisions under today's final rule are designed to ensure that nonroad, locomotive, and marine diesel fuel sulfur content requirements are met throughout the distribution system, from the refiner or importer through to the end user, subject to certain provisions applicable during the early transition years. Section IV above describes our program for the reduction of sulfur in nonroad, locomotive and marine (NRLM) diesel fuel including the standards and basic design of the compliance and enforcement program. This section contains additional details regarding the compliance and assurance program. The provisions discussed in this section fall into several broad categories:

- Special fuel provisions and exemptions;
- Additional provisions applicable to refiners and importers;
- Additional provisions applicable to parties downstream of the refinery or importer;
- Special provisions regarding additives, kerosene, and the prohibition against the use of motor oil in fuel;
- Fuel testing and sampling requirements;
- Records required to be kept, including those applying under the designate and track, credit provisions, small refiner, and refiner hardship provisions;
- Reporting requirements;
- Exemptions from the program;
- Provisions concerning liability, defenses, and penalties for noncompliance; and
- The selection of the marker for heating oil and 500 ppm sulfur LM diesel fuel. (The specific requirements with respect to heating oil and 500 ppm sulfur LM diesel fuel inside and outside of the Northeast/Mid-Atlantic Area are discussed in section IV.D.)

A. Special Fuel Provisions and Exemptions

As discussed in section IV.A.1 above, the sulfur standards in today's rule generally cover all the diesel fuel that is intended for use in or used in nonroad, locomotive, and marine (NRLM) applications that is not already covered by the standards for highway diesel fuel. For the purposes of this preamble, this fuel is defined primarily by the type of engine which it is used to power: Land-based nonroad, locomotive, and marine diesel engines. Section IV.A.1 above also describes several types of petroleum distillate that are not covered by the sulfur standards promulgated today, including jet fuel and heating oil, provided they are not used in NRLM engines. The following paragraphs discuss several provisions and exemptions for NRLM diesel fuel that will apply in special circumstances.

1. Fuel Used in Military Applications

NRLM diesel fuel used in military applications is treated in the same manner as under the recent highway diesel rule. Refiners are not required to produce these fuels to the NRLM standards. However, at the same time, their use is limited only to certain military applications. NRLM diesel fuel is defined so that JP-5, JP-8, F76, and any other military fuel that is used or intended for use in NRLM diesel engines or equipment is initially subject to all of the requirements applicable to NRLM diesel fuel. However, today's rule also exempts these military fuels from the diesel fuel sulfur content and other requirements in certain circumstances. First, these fuels are exempt if they are used in tactical military motor vehicles or nonroad engines, or equipment that have a national security exemption from the vehicle or engine emissions standards. Due to national security considerations, EPA's existing regulations allow the military to request and receive national security exemptions (NSE) for their motor vehicles and NRLM diesel engines and equipment from emissions regulations if the operational requirements for such vehicles, engines, or equipment warrant such an exemption. This final rule does not change these provisions. Fuel used in these applications is exempt. Second, these fuels are also exempt if they are used in tactical military vehicles, engines, or equipment that are not covered by a national security exemption but, for national security reasons (such as the need to be ready for immediate deployment overseas), these vehicles, engines, and equipment need to be fueled on the same fuel as

vehicles, engines, or equipment with a national security exemption. Use of JP-5, JP-8, F76, or any other fuel not meeting NRLM diesel fuel standards in a motor vehicle or NRLM diesel engine or equipment other than the those described above is prohibited under today's rule.

EPA and the Department of Defense have developed a process to address the tactical vehicles, engines, and equipment covered by the diesel fuel exemption and are discussing whether changes to it might be appropriate. Based on data provided by the Department of Defense to date in the context of implementing a similar exemption provision in the highway program, EPA believes that providing an exemption for military fuel used in tactical nonroad engines and equipment will not have any significant environmental impact.

The Department of Defense (DoD) commented that EPA should reconsider its determination that the definition of diesel fuel includes JP8 and JP5. DoD cited a 1995 letter from EPA which stated that there was insufficient reason to conclude that JP-8 is commonly and commercially known as diesel fuel under the then applicable definition of motor vehicle diesel fuel. Since the time of this letter, EPA has become aware of a substantial number of cases of the misuse of aviation turbine fuel in highway engines. The potential for misuse of JP-8 or similar fuels in NRLM equipment where no national security exemption exists would remain. To ensure that NRLM equipment is properly fueled with low sulfur fuel, the definition of NRLM diesel fuel has been written to encompass all diesel or other distillate fuels used or intended for use in NRLM engines, which would include JP-8 and JP-5. Furthermore, the provisions in today's rule allow vehicles, engines, and equipment to be fueled with military specification fuels that are exempt from the sulfur standards when needed for national security. We believe that this provides DoD with the needed flexibility to meet its goals of keeping vehicles, engines, and equipment ready for quick deployment overseas.

2. Fuel Used in Research, Development, and Testing

Today's final rule permits parties to request an exemption from the sulfur or other standards for NRLM diesel fuel used for research, development and testing purposes ("R & D exemption"). We recognize that there may be legitimate research programs that require the use of diesel fuel with higher sulfur levels than allowed under today's

rule. As a result, this final rule contains provisions for obtaining an exemption from the prohibitions for persons, producing, distributing, transporting, storing, selling, or dispensing NRLM diesel fuel that exceeds the standards, where such diesel fuel is necessary to conduct a research, development, or testing program.

Parties seeking an R & D exemption must submit an application for exemption to EPA that describes the purpose and scope of the program, and the reasons why higher-sulfur diesel fuel is necessary. Upon presentation of the required information, an exemption can be granted at the discretion of the Administrator, with the condition that EPA can withdraw the exemption in the event the Agency determines the exemption is not justified. In addition, an exemption based on false or inaccurate information will be considered void *ab initio*. Fuel subject to an exemption is exempt from certain provisions of this rule, including the sulfur standards, provided certain requirements are met. These requirements include the segregation of the exempt fuel from non-exempt NRLM and highway diesel fuel, identification of the exempt fuel on PTDs, pump labeling, and where appropriate, the replacement, repair, or removal from service of emission systems damaged by the use of the high sulfur fuel.

3. Fuel Used in Racing Equipment

There are no provisions for an exemption from the sulfur or other content standard and other requirements for diesel fuel used in racing in today's final rule. Under certain conditions, racing vehicles are not considered nonroad vehicles. See, for example, 40 CFR § 89.2, definition of "nonroad vehicle." The fuel used by such racing vehicles would not necessarily be considered nonroad diesel fuel. However, we believe that there is a realistic chance that such fuel also could be used in NRLM equipment, and therefore, should be considered NRLM diesel fuel. We received no comments supporting the need for an exemption for racing fuel. We are not aware of any advantage for racing vehicles or racing equipment to use fuel having higher sulfur levels than are required by this rule, and we are concerned about the potential for misfueling of nonroad equipment and motor vehicles that could result from having a high sulfur (e.g., 3,000 ppm) fuel for vehicle or nonroad equipment available in the marketplace. Consequently, as was the case with the highway diesel rule, this final rule does not provide an exemption from the

nonroad diesel fuel requirements for fuel used in racing vehicles or equipment.

4. Fuel for Export

Fuel produced for export, and that is actually exported for use in a foreign country, is exempt from the fuel content standards and other requirements of this final rule. Such fuel will be considered as intended for use in the U.S. and subject to the standards in today's rule unless it is designated by the refiner as for export only and PTDs state that the fuel is for export only. Fuel intended for export must be segregated from all fuel intended for use in the U.S., and distributing or dispensing such fuel for domestic use is illegal.

B. Additional Requirements for Refiners and Importers

The primary requirements for refiners and importers under today's final rule are discussed in section IV above. In that section, we discuss the general structure of the compliance and enforcement provisions applicable to refiners and importers, including fuel content standards, fuel volume designation and tracking provisions, and credit provisions. In this subsection, we discuss several additional requirements for refiners and importers that are not addressed in section IV. In addition, sections V.G, V.H, and V.I below discuss several provisions that apply to all parties in the diesel fuel production and distribution system, including refiners and importers.

1. Transfer of Credits

This final rule includes provisions for NRLM diesel sulfur credit transfers that are essentially identical to other fuels rules that have credits provisions. As in other fuels rules, NRLM diesel sulfur credits can only be transferred between the refiner or importer generating the credits and the refiner or importer using the credits. If a credit purchaser can not use all the credits it purchased from the refiner who generated them, the credits can be transferred one additional time. We recognize that there is potential for credits to be generated by one party and subsequently purchased and used in good faith by another party, where the credits are later found to have been calculated or created improperly, or otherwise found to be invalid. As with the reformulated gasoline rule, the Tier 2/Gasoline Sulfur rule, and the highway diesel sulfur rule, invalid credits purchased in good faith are not valid for use by the purchaser. To allow such use would not be consistent with the environmental goals of the regulation. In

addition, both the seller and purchaser of invalid credits must adjust their credit calculations to reflect the proper credits and either party (or both) can be deemed in violation if the adjusted calculations demonstrated noncompliance. We expect that the parties to such a credit transaction will develop contractual provisions to address these circumstances.

Nevertheless, in a situation where invalid credits are transferred, our strong preference will be to hold the credit seller liable for the violation, rather than the credit purchaser. As a general matter we expect to enforce a shortfall in credit compliance calculations against the credit seller, and we expect to enforce a compliance shortfall (caused by the good faith purchase of invalid credits) against a good faith purchaser only in cases where we are unable to recover sufficient valid credits from the seller to cover the shortfall. Moreover, in settlement of such cases we will strongly encourage the seller to purchase credits to cover the good faith purchaser's credit shortfall. EPA will consider the covering of a credit deficit through the purchase of valid credits a very important factor in mitigation of any case against a good faith purchaser, whether the purchase of valid credits is made by the seller or by the purchaser.

2. Additional Provisions for Importers and Foreign Refiners Subject to the Credit Provisions or Hardship Provisions

Since this final rule includes several compliance options that can be used by NRLM diesel fuel importers and foreign refiners, we are also finalizing specific compliance and enforcement provisions to ensure compliance for imported NRLM diesel fuel. These additional foreign refiner provisions are similar to those under the gasoline anti-dumping regulations, the gasoline sulfur regulations and the highway diesel fuel regulations (see 40 CFR 80.94, 80.410, and 80.620).

Under today's final rule, the per gallon standards for NRLM diesel fuel produced by refineries owned by foreign refiners must be met by the importer, unless the foreign refiner has been approved to produce NRLM diesel fuel under the credit provisions, small refiner provisions or hardship provisions of this final rule. If the foreign refiner is approved under any of these provisions, the volume and other requirements must be met by the foreign refiner for its refinery(s) and the foreign refiner must be the entity(s) generating, using, banking or trading any credits for the NRLM diesel fuel produced for and

imported into the U.S. Importers themselves are not eligible for small refiner or hardship relief as they do not face the same capital cost and lead-time issues faced by refiners. Importers may participate in the credit programs, however, an importer and a foreign refiner may not generate credits for the same fuel.

Any foreign refiner that produces NRLM diesel fuel subject to the credit provisions, small refiner provisions or the hardship provisions will be subject to the same requirements as domestic refiners operating under the same provisions. Additionally, provisions for foreign refiners exist that are similar to the provisions at 40 CFR 80.94, 80.410, and 80.620, which include:

- Segregation of NRLM diesel fuel produced at the foreign refinery until it reaches the U.S. and separate tracking of volumes imported into each PADD;
- Controls on product designation;
- Load port and port of entry testing; and
- Requirements regarding bonds and sovereign immunity.

These provisions will aid the Agency in tracking NRLM diesel fuel from the foreign refinery to its point of import into this country. We believe these provisions are necessary and sufficient to ensure that foreign refiners' compliance can be monitored and that the diesel fuel requirements in today's rule can be enforced against foreign refiners.

3. Diesel Fuel Treated as Blendstock (DTAB)

Under today's program, a situation could arise for importers where fuel that was expected to comply with the 15 ppm sulfur NRLM standard is found to be slightly higher in sulfur than the standard. Rather than require that importer to account for, and report, that fuel as 500 ppm sulfur fuel, an importer will be able to designate the non-complying fuel as blendstock—"diesel fuel treated as blendstock" or DTAB—rather than as NRLM diesel fuel. In its capacity as a refiner, the party can then blend this DTAB fuel with lower sulfur diesel fuel or with other blendstocks to cause the sulfur level of the combined product to meet the 15 ppm sulfur NRLM diesel fuel standard prior to delivery to another entity. The same situation exists with respect to compliance with the 15 ppm sulfur highway standard. However, no provision was made in the 2007 highway final rule for this. Consequently, we are also finalizing these DTAB provisions in this final rule

for application to 15 ppm sulfur highway diesel fuel.

Where diesel fuel that has been previously designated by a refiner is used to reduce the sulfur level of the DTAB to 15 ppm or less, the party, in its refiner capacity, is required to report only the volume of the imported DTAB as the amount of diesel fuel produced.¹⁴⁷ This avoids the double counting that would result if the same diesel fuel is reported twice (*i.e.*, once by the refiner who originally produced it and again by the refiner using it to blend with DTAB). If the product that is blended with the DTAB is not previously designated diesel fuel, but is also blendstock, the total combined volume of the DTAB and other blendstock constitutes the batch produced.

When an importer classifies diesel fuel as DTAB, that DTAB does not count toward the importer's calculations under the highway diesel rule's temporary compliance option, toward credit generation or use, or for volume account balance compliance calculations (*see* section IV).¹⁴⁸ The same party, however, must include the DTAB in such calculations in its capacity as a refiner. We believe such an approach will increase the supply of 15 ppm sulfur fuel by reducing the volume of near-compliant fuel that is downgraded to higher sulfur designations. In essence, it allows importers the same flexibility that refiners have within their refinery gate.

Similar to the provisions discussed above regarding the manufacture of 15 ppm sulfur diesel fuel using DTAB, 500 ppm sulfur NRLM and highway diesel fuel can also be manufactured using DTAB provided that this is appropriately reflected in the importer's compliance calculations.

C. Requirements for Parties Downstream of the Refinery or Import Facility

In order for the environmental benefits of the NRLM diesel program to be realized, parties in the fuel distribution system downstream of the refinery (including pipelines, terminals, bulk plants, wholesale purchaser-consumers, and retailers ¹⁴⁹) must

¹⁴⁷ Volumes of previously designated diesel fuel would be reported as volumes received under the designate and track provisions of Section IV.D.

¹⁴⁸ Importer/refiners availing themselves of the DTAB provisions are still subject to the downgrading provisions, and other provisions applicable to any importer or refiner.

¹⁴⁹ An owner/operator of a tanker truck that delivers fuel directly from the tanker truck tank into motor vehicles or nonroad equipment of another business entity (*i.e.* a mobile refueler) would be acting as a retailer, and the truck would be operating as a retail outlet. In other words, the term

ensure that the sulfur level of fuels supplied to the various end-users covered by today's rule complies with the requirements in today's rule. At certain points in the distribution system, such parties must keep the various grades of fuel having different sulfur specifications physically separate,¹⁵⁰ and ensure that the fuel is properly designated and labeled. In other words, fuel represented as 15 ppm sulfur must comply with the 15 ppm sulfur standard, and fuel represented as 500 ppm sulfur must meet the 500 ppm sulfur standard. At other points in the distribution system, certain fuels may be commingled provided that the fuel volumes are appropriately designated and accounted for in the custody holders volume account balance. Owners and operators of NRLM diesel equipment must also use fuels meeting specific sulfur content standards. The following paragraphs discuss several provisions that apply to these parties: Distribution of various fuel sulfur grades; diesel fuel pump labeling; use of used motor oil in diesel fuel; use of kerosene in diesel fuel; use of additives in diesel fuel; requirements for end users; and provisions covering downgrading of undyed diesel fuel to different grades of fuel. These provisions are analogous to similar provisions that apply to highway diesel fuel under the highway program. Section IV discusses in detail the provisions applicable to downstream parties under the designate and track program.

1. Product Segregation and End Use Requirements

The main requirements for compliance with the fuel sulfur standards under today's rule, including the designate and track provisions, are discussed in section IV of today's preamble. The sulfur content of all fuels subject to the sulfur requirements in today's rule must be appropriately

retail outlet is not limited to stationary facilities. EPA proposed specific textual changes to the definition of retail outlet to clarify this, but has decided there is no need to change the definition, as it has always had this plain meaning. The owner/operator of such a tanker truck may also be subject to distributor requirements and prohibitions, or carrier responsibilities if the trucker company does not take title to the fuel. As the definitions in 40 CFR 80.2 make clear, it is the functions performed by the owner/operator that determine whether they come within the scope of the applicable definitions, and the resulting obligations or requirements that apply. Mobile refuelers are not subject to the labeling requirements applicable to other retailers but are required to provide PTDs to their customers.

¹⁵⁰ For example: Once the required marker is added to heating oil at the terminal, heating oil must be segregated from all other fuel grades. Once red dye is added to NRLM it must be segregated from highway diesel fuel.

represented (designated/classified/labeled) at all times through to the retailer or wholesale purchaser consumer. Furthermore, the designation and classification information on the label and PTD, and the actual sulfur content of any subject fuel must be consistent with the requirements detailed in section IV. Section IV also details how to accurately redesignate, reclassify, and re-label fuel volumes. This subsection discusses the various grades and uses of NRLM fuel under the NRLM diesel program. In later subsections, we discuss related requirements for PTDs to identify fuels throughout the distribution system and provisions relating to the liability that all parties in the distribution face for failing to maintain the standards of these different fuel sulfur grades.

a. The Period From June 1, 2007 Through May 31, 2010

From June 1, 2007 through May 31, 2010, all fuel used in NRLM equipment must meet a 500 ppm sulfur standard except for fuel produced or imported under the hardship, small refiner, and credit provisions.¹⁵¹ Outside of the Northeast/Mid-Atlantic Area and Alaska, we will not be able to rely upon the measurement of sulfur content alone to enforce the segregation requirements for heating oil, and are therefore requiring that heating oil be marked before it leaves the terminal by the addition of 6 mg/L of SY-124. Fuel containing more than 0.1 mg/L of the marker will be deemed to be heating oil and may not be used as nonroad, locomotive or marine fuel.

NRLM fuel designated or labeled as 500 ppm sulfur must meet the 500 ppm sulfur standard and any fuel designated or labeled as 15 ppm must meet the 15 ppm sulfur standard.¹⁵² If a fuel meeting these standards is mixed or contaminated with a higher sulfur fuel it must be downgraded to the higher sulfur product and new documentation (e.g., PTD, label) must be created to reflect the downgrade. During this period there will also be nonroad equipment that is expected to be equipped with sulfur sensitive emissions control technology that needs to operate on 500 ppm sulfur or less fuel in order to meet the NRLM program's emission standards in-use. Fuels sold for use in, or dispensed into, these engines must be identified as meeting

the 15 ppm sulfur standard or the 500 ppm sulfur standard, as applicable, and if so identified must meet such standard. Distributors and retailers must avoid contaminating fuel represented by them on PTDs or pump labels as 15 ppm sulfur fuel or 500 ppm sulfur fuel with higher sulfur fuels. End users are required to use only the fuel grades identified as appropriate for use on the label affixed to their NRLM equipment.

b. The Period From June 1, 2010 Through May 31, 2012

Beginning June 1, 2010, all fuel used in nonroad equipment must meet a 15 ppm sulfur standard except for 500 ppm sulfur fuel produced or imported under the hardship, small refiner, and credit provisions, or downstream flexibility provisions which may continue to be used in nonroad engines produced prior to 2011. Locomotive and marine fuel will continue to be subject to the sulfur requirements applicable beginning June 1, 2007, until May 31, 2012.

During this time period, we will not be able to rely upon the measurement of sulfur content alone to enforce the segregation requirements for LM fuel and NR 500 ppm sulfur fuel outside of the Northeast/Mid-Atlantic Area and Alaska, and are therefore requiring that LM fuel produced or imported for use outside of the Northeast/Mid-Atlantic Area and Alaska be marked before it leaves the terminal by the addition of 6 mg/L of SY-124. Fuel containing more than 0.1 mg/L of the marker will be deemed to be either LM fuel or heating oil and may not be used as nonroad fuel. Fuel containing the marker that meets a 500 ppm sulfur standard will be deemed to be LM fuel, whereas fuel containing the marker with a sulfur content above 500 ppm will be deemed to be heating oil.

As discussed in section IV above, small refiners will be able to continue to produce 500 ppm sulfur nonroad fuel, through May 31, 2014. Other refiners may use credits through May 31, 2014 to continue to produce fuel to the 500 ppm sulfur nonroad diesel fuel standard. Nonroad diesel fuel meeting a 500 ppm sulfur standard may also be produced due to interface mixing in the distribution system.¹⁵³ In any case, 15 ppm sulfur diesel fuel must be segregated from 500 ppm sulfur NRLM diesel fuel throughout the distribution system including the end user, such that

it maintains its designation, or it must be redesignated and labeled to its downgraded specification.¹⁵⁴

Because of the sulfur sensitivity of the expected engine emission control systems beginning in model year 2011 for nonroad diesel engines, it is imperative that the distribution system segregate nonroad diesel fuel subject to the 15 ppm sulfur standard from higher sulfur distillate products, such as 500 ppm sulfur LM fuel, 500 ppm sulfur nonroad diesel fuel produced by small refiners or through the use of credits, heating oil, and jet fuel. End users are required to use only the fuel grades identified as appropriate for use on the label affixed to their NR and LM equipment.

We are also concerned about potential misfueling of engines requiring 15 ppm sulfur fuel at retail or wholesale purchaser-consumer facilities (as defined under this program), or other end-user facilities, even when segregation of 15 ppm sulfur fuel from the higher-sulfur grades of diesel fuel has been maintained in the distribution system. Thus, downstream compliance and enforcement provisions of this rule are aimed at both preventing contamination of nonroad diesel fuel subject to the 15 ppm sulfur standard (i.e., fuel represented to meet that standard) and preventing misfueling of new nonroad equipment.

c. The Period From June 1, 2012 Through May 31, 2014

Beginning June 1, 2012, all fuel used in locomotive and marine equipment must meet a 15 ppm sulfur standard except for 500 ppm sulfur fuel produced or imported under the hardship, small refiner, and credit provisions, or downstream flexibility provisions. As discussed in section IV above, small refiners will be able to continue to produce 500 ppm sulfur LM fuel, through May 31, 2014. Other refiners may use credits through May 31, 2014 to continue to produce fuel to the 500 ppm sulfur LM diesel fuel standard. Locomotive, and marine diesel fuel meeting a 500 ppm sulfur standard may also be produced due to interface mixing in the distribution system indefinitely.

The marker requirement for 500 ppm sulfur LM diesel fuel expires on June 1, 2012. After June 1, 2012, only heating oil must continue to be marked and any LM diesel fuel distributed from the terminal must not contain the marker. To allow marked LM diesel fuel

¹⁵¹ Fuel produced in the distribution system that meets a 500 ppm sulfur specification may be used in NRLM equipment through June 1, 2014, and in locomotive and marine equipment thereafter.

¹⁵² This requirement becomes effective June 1, 2006 to support the anti-downgrade requirements in the highway diesel rule.

¹⁵³ Such 500 ppm sulfur downstream flexibility nonroad diesel fuel may be also be used in LM equipment since it complies with the LM sulfur standard applicable during this time period. Thus, both marked and unmarked 500 ppm sulfur fuel may be used in LM equipment during this time period.

¹⁵⁴ These flexibilities do not exist in the Northeast/Mid-Atlantic Area, and only the small refiner option exists in Alaska.

distributed prior to June 1, 2012 to be consumed by end-users, the downstream prohibition against LM fuel containing the marker will not become effective until October 1, 2012.

Beginning October 1, 2012, LM diesel fuel at any location must contain no more than 0.1 mg/L of the marker.¹⁵⁵ We believe that allowing four months for downstream parties to blend down their stocks of marked LM diesel fuel with receipts of unmarked LM diesel fuel will be sufficient for such parties to comply with the prohibition against possessing LM fuel with a marker concentration greater than 0.1 mg/L.

The requirements that became effective for fuel used in nonroad equipment on June 1, 2010, will remain effective until May 31, 2014.

d. After May 31, 2014

After the small refiner, credit, and off-specification fuel flexibilities have expired, the remaining sulfur grades of diesel fuel will be 15 ppm sulfur highway and NRLM fuel, 500 ppm sulfur LM diesel fuel (produced due to interface mixing in the distribution system outside of the Northeast/Mid-Atlantic Area and Alaska), and heating oil, some of which may meet a 500 ppm sulfur standard. Product transfer documents are required to accompany the batches of such fuels which must contain the specified identifying information. Highway and NRLM diesel fuel meeting a 15 ppm sulfur specification must be segregated from 500 ppm sulfur LM diesel fuel, and heating oil. Today's rule contains provisions for the fungible shipment of LM diesel fuel with any heating oil meeting a 500 ppm sulfur cap up to the point where the fuel leaves the terminal that are similar to the provisions that allow the fungible shipment of high sulfur NRLM diesel fuel and high sulfur heating oil discussed in the previous section. Under such circumstances the designate and track and heating oil account balance requirements must be satisfied.

2. Diesel Fuel Pump Labeling To Discourage Misfueling

For any multiple-fuel program like the two-step program we are finalizing today, we believe that the clear labeling of nonroad diesel fuel pumps is vital so that end users can readily distinguish between the several grades of fuel that may be available at fueling facilities,

and properly fuel their nonroad equipment. Section III.N above describes the labels that manufacturers are required to place on nonroad equipment, and the information that must be provided to nonroad equipment owners. Section VI discusses the likely benefit for many nonroad engines to utilize 500 ppm sulfur diesel fuel as soon as it becomes available in 2007. Today's final rule includes requirements for labeling fuel pump stands used to fuel NRLM equipment and highway diesel vehicles.

To help prevent misfueling of nonroad, locomotive and marine engines, and to thus ensure that the environmental benefits of the program are realized, we are finalizing pump labeling requirements similar to those adopted in the highway diesel rule (40 CFR 80.570). Today's pump dispenser labeling requirements are discussed separately according to the date they become effective: June 1, 2006, June 1, 2007, June 1, 2010, and June 1, 2014.

Today's final rule also amends the pump dispenser labeling language in the highway diesel regulations for consistency with the NRLM program. Because existing highway diesel regulations prohibit highway diesel fuel with sulfur levels above 500 ppm, the highway diesel final rule and this program have different meanings for the terms "low sulfur" and "high sulfur," and the highway diesel final rule does not use the term "ultra low-sulfur." Further, because the highway diesel final rule did not need to categorize the different uses of non-highway diesel fuel, the highway diesel final rule and this program have different meanings for the term "nonroad."¹⁵⁶ The amendments to the highway pump dispenser labeling language finalized by today's rule are meant to avoid confusion at the fuel pumps caused by labels that would have different meanings depending on whether the pump is dispensing highway or non-highway diesel fuel. Today's final rule adds effective dates to each paragraph of the labeling provisions of the highway diesel rule for consistency with the additional pump labeling sections of this program, and to distinguish the

non-highway labeling requirement effective June 1, 2006 under the highway diesel rule from the non-highway labeling requirements of this rule that are effective in 2007.

Alternate labels to those specified in today's rule may be used if they are approved by the Administrator.

Today's rule also finalizes labeling requirements for pumps in Alaska that dispense NRLM diesel fuel and heating oil which is exempt from the red dye and fuel marker requirements which differ from the labeling requirements discussed in this section. Please refer to § 69.52(e) of the regulatory text to today's rule for these pump labeling requirements applicable in Alaska.

a. Pump Labeling Requirements that Become Effective June 1, 2006

The pump labeling requirements described in this section become effective June 1, 2006.

i. Pumps Dispensing Highway Diesel Fuel Subject to the 15 ppm Sulfur Standard

The label on pumps dispensing highway diesel fuel subject to the 15 ppm sulfur standard must read as follows:

ULTRA LOW-SULFUR HIGHWAY DIESEL FUEL (15 ppm Sulfur Maximum)

Required for use in all model year 2007 and later highway diesel vehicles and engines.

Recommended for use in all diesel vehicles and engines.

The above labeling requirement for 15 ppm sulfur highway diesel fuel continues through May 31, 2010, after which time different pump label requirements for this fuel become effective as described in section V.C.2.c.3. of this preamble.

ii. Pumps Dispensing Highway Diesel Fuel Subject to the 500 ppm Sulfur Standard

The label on pumps dispensing highway diesel fuel subject to the 500 ppm sulfur standard must read as follows:

LOW-SULFUR HIGHWAY DIESEL FUEL (500 ppm Sulfur Maximum)

WARNING

Federal law *prohibits* use in model year 2007 and later highway vehicles and engines.

Its use may damage these vehicles and engines.

Dispensing highway diesel fuel that has a sulfur content above 15 ppm is prohibited into any highway vehicle after September 30, 2010. Hence no pumps may display the above label after September 30, 2010.

¹⁵⁵ Allowing four months for the LM fuel distribution system to sufficiently purge itself of marked fuel is consistent with the time allowed for LM diesel fuel to comply with a 500 ppm sulfur standard after the refinery gate 15 ppm sulfur standard for LM fuel becomes effective.

¹⁵⁶ In the highway diesel rule, the term "high-sulfur" means diesel fuel with a sulfur level greater than 15 ppm, whereas in this rule it means diesel fuel with a sulfur level greater than 500 ppm. In the highway diesel rule, the term "low-sulfur" means diesel fuel with a sulfur level less than or equal to 15 ppm, whereas in this rule it means diesel fuel with a sulfur level less than or equal to 500 ppm. In addition, the term "nonroad" as used in the highway diesel rule means "non-highway" (*i.e.*, all fuel that is not highway fuel), but the term "nonroad" as used in this rule does not include locomotive diesel, marine diesel and heating oil.

iii. Pumps Dispensing Diesel Fuel for Non-Highway Equipment That Does Not Meet the Standards for Motor Vehicle Diesel Fuel

The label on pumps dispensing diesel fuel for non-highway equipment that does not meet the standards for motor vehicle diesel fuel must read as follows:

NON-HIGHWAY DIESEL FUEL (May Exceed 500 ppm Sulfur)

WARNING

Federal law prohibits use in any highway vehicle or engine

Its use may damage these vehicles and engines.

This labeling requirement is effective until May 31, 2007, after which high sulfur non-highway diesel fuel must be labeled according to the provisions described in section V.C.2.b.iii and 500 ppm sulfur non-highway diesel fuel must be labeled according to the provisions described in section V.C.2.b.1. of today's preamble.

b. Pump Labeling Requirements That Become Effective June 1, 2007

As discussed in section IV, between June 1, 2007 and September 30, 2010, end users are not always required to dispense fuel meeting the 500 ppm sulfur standard into nonroad, equipment, locomotives or marine vessels. During this time period, small refiner fuel and fuel produced under the credit provisions with sulfur levels exceeding 500 ppm will continue to exist in the distribution system. During this time period, there will also be nonroad equipment with engines certified as meeting the Tier 4 emission standards (*i.e.*, engines equipped with emission controls that allow them to meet the Tier 4 standards earlier than required). Some of this equipment is expected to be equipped with sulfur sensitive technology that will need to operate on fuel with a sulfur content of 500 ppm or less to function properly. For this reason, it is important that NRLM end users be able to know the sulfur level of the fuel they are purchasing and dispensing. Therefore, fuel pump dispensers for the various sulfur grades must also be properly labeled. The following pump labeling requirements become effective from June 1, 2007:

i. Pumps Dispensing NRLM Diesel Fuel Subject to the 500 ppm Sulfur Standard

The label on pumps dispensing 500 ppm (maximum) sulfur content diesel fuel for use in NRLM engines must read as follows:

LOW-SULFUR NON-HIGHWAY DIESEL FUEL (500 ppm Sulfur Maximum)

WARNING

Federal law prohibits use in any highway vehicle or engine

The above labeling requirement remains effective until May 31, 2010, after which it is superceded by the requirements described below.

ii. Pumps Dispensing NRLM Diesel Fuel Subject to the 15 ppm Sulfur Standard

It is also likely that prior to June 1, 2010 some 15 ppm sulfur (maximum) diesel fuel will be introduced into the nonroad market early. Both the engine and fuel credit provisions envision such early introduction of 2011-compliant engines and 15 ppm sulfur diesel fuel. Thus, it is important that nonroad end users be able to know when they are purchasing diesel fuel with 15 ppm or less sulfur.¹⁵⁷ The label on pumps dispensing 15 ppm sulfur diesel fuel for use in NRLM engines must read as follows:

ULTRA-LOW SULFUR NON-HIGHWAY DIESEL FUEL (15 ppm Sulfur Maximum)

Required for use in all model year 2011 and newer nonroad diesel engines.

Recommended for use in all nonroad, locomotive and marine diesel engines.

WARNING

Federal law prohibits use in any highway vehicle or engine.

The above labeling requirement continues until May 31, 2014, after which it is superceded by the labeling provisions described in section V.C.2.e.i of today's preamble.

iii. Pumps Dispensing Diesel Fuel With a Sulfur Content Greater Than 500 ppm for Use in Older NRLM Equipment

The label on pumps dispensing diesel fuel having a sulfur content greater than 500 ppm (for use in older nonroad, locomotive, and marine diesel engines) must read as follows:

HIGH-SULFUR NON-HIGHWAY DIESEL FUEL (May Exceed 500 ppm Sulfur)

WARNING

Federal law prohibits use in highway vehicles or engines

May damage nonroad, diesel engines required to use low-sulfur or ultra-low sulfur diesel fuel.

The above labeling requirement remains effective until September 30, 2010. After September 30, 2010 no pump may display this label.

¹⁵⁷ The IRS requires that 15 ppm sulfur non-highway diesel fuel must contain red dye after it leaves the terminal.

iv. Pumps Dispensing Heating Oil

As discussed in section IV.B.2.b, it is necessary to segregate heating oil from NRLM diesel fuel to ensure that the fuel used in nonroad, locomotive, and marine equipment is compliant with the sulfur standards in today's rule. The label on pumps dispensing non-highway diesel fuel for use other than in nonroad, locomotive or marine engines, such as for use in stationary diesel engines or as heating oil, must read as follows:

HEATING OIL (May Exceed 500 ppm Sulfur)

WARNING

Federal law prohibits use in highway vehicles or engines, or in nonroad, locomotive, or marine engines.

Its use may damage these diesel engines.

The above labeling will remain effective indefinitely.

c. Pump Labeling Requirements That Become Effective June 1, 2010

Beginning October 1, 2010, all diesel fuel introduced into highway diesel vehicles, regardless of the year of manufacture, must meet the 15 ppm sulfur standard. Furthermore, with certain exceptions, fuel introduced into any nonroad engine must meet the 15 ppm sulfur standard. The exceptions are fuel allowed to meet the 500 ppm sulfur standard for use only in pre-model year 2011 nonroad engines and locomotive and marine engines, for example, small refiner nonroad diesel fuel and credit nonroad diesel fuel, as well as downgraded 15 ppm sulfur diesel fuel from the distribution system. This use of 500 ppm sulfur diesel fuel in nonroad engines will continue through September 30, 2014,¹⁵⁸ after which all nonroad diesel fuel must meet the 15 ppm sulfur standard. The following pump labeling requirements become effective June 1, 2010:

i. Pumps Dispensing NRLM Diesel Fuel Subject to the 500 ppm Sulfur Standard

The label on pumps dispensing 500 ppm (maximum) nonroad, locomotive, and marine diesel fuel, as discussed in section IV.B.3.b, must read as follows:

LOW-SULFUR NON-HIGHWAY DIESEL FUEL (500 ppm Sulfur Maximum)

WARNING

Federal law prohibits use in all model year 2011 and newer nonroad engines.

May damage model year 2011 and newer nonroad engines.

¹⁵⁸ Production of 500 ppm sulfur fuel under the credit provisions is allowed until June 1, 2012, but small refiner fuel subject to the 500 ppm sulfur standard can continue to be produced until June 1, 2014 and will be available to end users until September 1, 2014.

Federal Law *Prohibits* Use in any Highway Vehicle or Engine.

Recommended for use in all locomotive and marine equipment.

The above labeling requirement remains effective until September 30, 2014. After September 30, 2014, no pump may display this label.

ii. Pumps Dispensing Marked LM Fuel

The label on pumps dispensing 500 ppm sulfur locomotive, and marine diesel fuel, as discussed in section IV.B.3.b., must read as follows:

LOW-SULFUR LOCOMOTIVE AND MARINE DIESEL FUEL (500 ppm Sulfur Maximum)

WARNING

Federal law *prohibits* use in nonroad engines or in highway vehicles or engines.

The above labeling requirement remains effective until September 30, 2012. After September 30, 2012, no pump may display this label.

iii. Pumps Dispensing Highway Diesel Fuel Subject to the 15 ppm Sulfur Standard

The label on pumps dispensing highway diesel fuel subject to the 15 ppm sulfur standard of § 80.520(a)(1) must read as follows:

ULTRA LOW-SULFUR HIGHWAY DIESEL FUEL (15 ppm Sulfur Maximum)

Required for use in all highway diesel vehicles and engines.

Recommended for use in all diesel vehicles and engines.

The above labeling requirement for 15 ppm sulfur highway diesel fuel continues indefinitely.

d. Pump Labeling Requirements That Become Effective June 1, 2014

Beginning October 1, 2014, all nonroad fuel distributed to end-users is required to meet the 15 ppm sulfur standard, without exception. Locomotive and marine fuel downstream of the refinery or importer is still subject to the 500 ppm sulfur standard. The pump labels for heating oil will continue to be the same as for the period 2010 through 2014. The following pump labeling requirements become effective beginning June 1, 2014:

i. Pumps Dispensing NRLM Diesel Fuel Subject to the 15 ppm Sulfur Standard

For pumps dispensing nonroad diesel fuel the label must read as follows:

ULTRA-LOW SULFUR NON-HIGHWAY DIESEL FUEL (15 ppm Sulfur Maximum)

Required for use in all nonroad diesel engines.

Recommended for use in all locomotive and marine diesel engines.

WARNING

Federal law *prohibits* use in any highway vehicle or engine.

The above labeling requirement continues indefinitely.

ii. Pumps Dispensing Locomotive and Marine Diesel Fuel Subject to the 500 ppm Sulfur Standard

For pumps dispensing locomotive or marine diesel fuel, the label must read as follows:

LOW-SULFUR LOCOMOTIVE OR MARINE DIESEL FUEL (500 ppm Sulfur Maximum)

WARNING

Federal law *prohibits* use in nonroad engines or in highway vehicles or engines. Its use may damage these engines.

The above labeling requirement will remain effective indefinitely.

f. Nozzle Size Requirements or other Requirements To Prevent Misfueling

Like the highway diesel fuel program, the NRLM diesel fuel program does not include a nozzle size requirement. In part this is because we are not aware of an effective and practicable scheme to prevent misfueling through the use of different nozzle sizes or shapes, and in part because we do not believe that improper fueling will be a significant enough problem to warrant such an action. In the preamble to the highway diesel fuel rule, we stated our belief that the use of unique nozzles, color-coded scuff-guards, or dyes to distinguish the grades of diesel fuel may be useful in preventing accidental use of the wrong fuel. (See 66 FR 5119, January 18, 2001.) However, we did not finalize any such requirements, for the reasons described in the RIA for that final rule (section IV.E).

Similar reasoning applies to the NRLM diesel fuel program. For example, 15 ppm sulfur diesel fuel will be the dominant fuel in the market by 2010, likely comprising more than 80 percent of all number 2 distillate. Further, we believe that 500 ppm sulfur diesel fuel will have limited availability between 2010 and 2014. High-sulfur distillate for heating oil uses will remain, but will only exist in significant volumes in certain parts of the country. In addition, as with highway diesel engines, there is currently no standardization of fuel tank openings and filler necks that would allow for a simple, inexpensive, standardization of nozzles. In any event, we believe that most owners and operators of new nonroad diesel engines and equipment will not risk voiding the general warranty and the emissions warranty by misfueling.

Although in the highway diesel fuel rule we did not finalize any provisions beyond fuel pump labeling requirements, we recognized that some potential for misfueling could still exist. Consequently, we expressed a desire to continue to explore with industry simple, cost-effective approaches that could further minimize misfueling potential such as color-coded nozzles/scuff guards. Since the highway diesel rule was promulgated, we have had discussions with fuel retailers, wholesale purchaser-consumers, vehicle manufacturers, and nozzle manufacturers, and continue to examine different methods for preventing accidental or intentional misfueling under the highway diesel fuel sulfur program. To date, the affected stakeholders, including engine and truck manufacturers, truck operators, fuel retailers, and fuel nozzle manufacturers have not reached any common view that the concerns over misfueling warrant any additional prevention measures.

3. Prohibition Against the Use of Used Motor Oil in New Nonroad Diesel Equipment

We understand that used motor oil is sometimes blended with diesel fuel today for use as fuel in nonroad diesel equipment. Such practices include blending used motor oil directly into the equipment fuel tank, blending it into the fuel storage tanks, and blending small amounts of motor oil from the engine crank case into the fuel system as the equipment is operated.

However, motor oil normally contains high levels of sulfur. Thus, the addition of used motor oil to nonroad diesel fuel could substantially impair the sulfur-sensitive emissions control equipment expected to be used by engine manufacturers to meet the emissions standards in today's final rule. Depending on how the oil is blended, it could increase the sulfur content of the fuel by as much as 200 ppm sulfur. As a result, we believe blending used motor oil into nonroad diesel fuel could render inoperative the expected emission control technology and potentially cause driveability problems. Consequently, it would violate the tampering prohibition in the Act. See CAA sections 203(a)(3), and 213(d).

Therefore, like the highway diesel rule, today's rule prohibits any person from introducing or causing or allowing the introduction of used motor oil, or diesel fuel containing used motor oil, into the fuel delivery systems of nonroad equipment engines manufactured in model year 2011 and later. The only exception to this will be

where the engine was explicitly certified to the emission standard with used motor oil added and the oil was added in a manner consistent with the certification. Furthermore, as discussed in section IV, today's rule includes certain sunset dates when all NRLM diesel fuel in the distribution system must meet the applicable sulfur standard, and before that date any NRLM designated, classified, or labeled as 15 ppm sulfur fuel must meet that sulfur standard. Blending of used motor oil into NRLM could cause these standards to be exceeded in violation of today's rule. Any party who causes the sulfur content of nonroad diesel fuel subject to the 15 ppm sulfur standard to exceed 15 ppm by blending motor oil into nonroad diesel fuel, or by using motor oil as nonroad diesel fuel, is subject to liability for violating the sulfur standard. Similarly, parties who cause the sulfur level of nonroad diesel fuel subject to the 500 ppm sulfur nonroad diesel fuel standard to exceed that standard by blending motor oil into the fuel, are also subject to liability.

4. Use of Kerosene in Diesel Fuel

As we discussed in the highway diesel final rule, kerosene is commonly added to diesel fuel to reduce fuel viscosity in cold weather (*see* 66 FR 5120, January 18, 2001). This final rule does not limit this practice with regard to 15 ppm sulfur or 500 ppm sulfur NRLM diesel fuel. However the resulting blend will still be subject to the 15 ppm sulfur or 500 ppm sulfur standard. Kerosene that is used, intended for use, or made available for use as, or for blending with, 15 ppm sulfur or 500 ppm sulfur diesel fuel is itself required to meet the 15 ppm sulfur or 500 ppm sulfur standard.

As a general matter, any party who blends kerosene, or any blendstock, into NRLM diesel fuel, or who produces NRLM diesel fuel by mixing blendstocks, will be treated as a refiner and will be subject to the requirements and prohibitions applicable to refiners under today's rule. For example, the fuel that they manufacture must meet the sulfur standards established in this rule, and represented on the PTD. However, in deference to the longstanding and widespread practice of blending kerosene into diesel fuel at downstream locations, downstream parties who only blend kerosene into NRLM and highway diesel fuel will not be subject to the requirements applicable to other refiners, provided that they do not alter the fuel in any other way, and do not violate the volume balance requirements discussed in section IV.D. For example, they will

not need to meet the 80/20 requirements under the highway diesel program. This activity is treated the same way under the final highway diesel rule. Parties that blend kerosene into diesel fuel are subject to the downstream designate and track provisions applicable to other downstream parties.

In order to ensure the continued compliance of 15 ppm sulfur fuel with the 15 ppm sulfur standard, downstream parties choosing to blend kerosene into 15 ppm sulfur NRLM diesel fuel are required to either have a PTD for that kerosene indicating compliance with the 15 ppm sulfur standard, or to have test results for the kerosene establishing such compliance. Further, downstream parties choosing to blend kerosene into 15 ppm sulfur NRLM diesel fuel are entitled to the two ppm adjustment factor discussed in section V.D.2. for both the kerosene and the diesel fuel into which it is blended at downstream locations, provided that the kerosene had been transferred to the party with a PTD indicating compliance with that standard. Sulfur test results from downstream locations of parties who do not have such a PTD for their kerosene will not be subject to this adjustment factor, either for the kerosene itself, or for the NRLM diesel fuel into which it is blended.

Any party who causes the sulfur content of NRLM diesel fuel represented as meeting the 15 ppm sulfur standard to exceed 15 ppm sulfur by blending kerosene into NRLM diesel fuel, or by using greater than 15 ppm sulfur kerosene as NRLM diesel fuel, is subject to liability for violating the sulfur standard. Similarly, parties who cause the sulfur level of NRLM diesel fuel subject to the 500 ppm sulfur diesel fuel standard to exceed that standard by blending kerosene into the fuel, are also subject to liability.

Today's rule does not require refiners or importers of kerosene to produce or import kerosene meeting the 15 ppm sulfur standard. However, we believe that refiners will produce ultra low sulfur kerosene in the same refinery processes that they use to produce ultra low sulfur diesel fuel, and that the market will drive supply of ultra low sulfur kerosene for those areas where, and during those seasons when, the product is needed for blending with NRLM, as well as a highway, diesel fuel.

As discussed in section IV.D, kerosene blending also factors into the designate and track provisions finalized today from June 1, 2006 until June 1, 2010. During this time period it is possible, and in fact likely, that kerosene meeting the 15 ppm sulfur standard will instead be designated as

No. 1 highway diesel fuel, and will simply need to meet all of the requirements of highway diesel fuel. It is also possible, though less likely that kerosene meeting the 500 ppm sulfur standard will be designated as No. 1 highway diesel fuel. However, if it is, it would also merely need to comply with all the requirements applicable to highway diesel fuel.

5. Use of Diesel Fuel Additives

Diesel fuel additives include lubricity improvers, corrosion inhibitors, cold-operability improvers, and static dissipaters. Use of such additives is distinguished from the use of kerosene or biodiesel by the low concentrations at which they are used (defined to be one percent or less) and their relatively more complex chemistry.¹⁵⁹ The suitability of diesel fuel additives for use in diesel fuel meeting a 500 ppm sulfur specification has been well established due to the existence of 500 ppm sulfur highway diesel fuel in the marketplace since 1993. The suitability of additives for use in 15 ppm sulfur diesel fuel was first addressed by EPA in the highway diesel program, which requires highway diesel fuel to meet a 15 ppm sulfur standard beginning in 2006. At the time of the finalization of the highway diesel final rule and during our development of the proposed NRLM diesel rule, our review of data submitted by additive and fuel manufacturers to comply with EPA's Fuel and Fuel Additive Registration requirements indicated that additives to meet every purpose, including static dissipation, are currently in common use which meet a 15 ppm cap on sulfur content.¹⁶⁰

a. Additives Used in 15 ppm Sulfur Diesel Fuel

Similar to the highway diesel rule, today's rule allows the bulk addition of diesel fuel additives with a sulfur content greater than 15 ppm in NRLM diesel fuel under certain circumstances.¹⁶¹ However, NRLM

¹⁵⁹ Diesel fuel additives are used at concentrations commonly expressed in parts per million. Diesel fuel additives can include specially-formulated polymers and other complex chemical components. Kerosene is used at much higher concentrations, expressed in volume percent. Unlike diesel fuel additives, kerosene is a narrow distillation fraction of the range of hydrocarbons normally contained in diesel fuel.

¹⁶⁰ See Chapter IV.D. of the RIA for the highway diesel fuel rule for more information on diesel fuel additives, EPA Air docket A-99-06, docket item V-B-01. Also see 40 CFR part 79.

¹⁶¹ Most diesel fuel additives are added at the terminal to bulk fuel volumes before sale to the consumer. These additives are referred to as bulk additives. End users and wholesale purchaser consumers sometimes also add additives to diesel

diesel fuel containing such additives will continue to be subject to the 15 ppm sulfur cap. We believe that it is most appropriate for the market to determine how best to accommodate increases in fuel sulfur content from the refinery gate to the end user, while maintaining the 15 ppm sulfur cap, and whether such increases result from contamination in the distribution system or bulk diesel additive use. By providing this flexibility, we anticipate that market forces will encourage an optimal balance between the competing demands of manufacturing fuel lower than the 15 ppm sulfur cap, limiting contamination in the distribution system, and limiting the bulk additive contribution to fuel sulfur content.

Thus, as in the highway diesel program, additive manufacturers that market bulk diesel additives with a sulfur content higher than 15 ppm and blenders that use them in nonroad diesel have additional requirements to ensure that the 15 ppm sulfur cap for NRLM diesel fuel is not exceeded.

The 15 ppm sulfur cap on highway diesel fuel that becomes effective in 2006 may encourage the gradual retirement of additives that do not meet a 15 ppm sulfur cap. The 15 ppm sulfur cap for NR fuel in 2010 and for LM fuel in 2012 may further this trend. However, we do not anticipate that this will result in disruption to additive users and producers or a significant increase in cost. Additive manufacturers commonly reformulate their additives on a periodic basis as a result of competitive pressures. We anticipate that any reformulation that might need to occur to meet a 15 ppm sulfur cap, will be accomplished prior to the implementation of the 15 ppm sulfur cap on highway diesel fuel in 2006.

Like the highway diesel fuel rule, this rule will limit the continued use in 15 ppm sulfur fuel of a bulk additive that exceeds 15 ppm sulfur to a concentration of less than one volume percent. We believe that this limitation is appropriate and will not cause any undue burden because the diesel fuel additives for which this flexibility was included are always used today at concentrations well below one volume percent. Further, one volume percent is the threshold above which the blender of an additive becomes subject to all the requirements applicable to a refiner. See 40 CFR 79.2(d)(1) and 40 CFR part 80.

fuel by hand blending into the vehicle fuel tank or fleet fuel storage tanks. Such additives are referred to as aftermarket additives. As discussed at the end of this section, today's rule contains different requirements regarding the use of aftermarket additives.

The specific requirements regarding the use of bulk diesel fuel additives in NRLM fuel subject to the 15 ppm sulfur standard are as follows:

- Bulk additives that have a sulfur content at or below 15 ppm must be accompanied by a PTD that states: "The sulfur content of this additive does not exceed 15 ppm."
- Bulk additives that exceed 15 ppm sulfur could continue to be used in diesel fuel subject to the 15 ppm sulfur standard provided that they are used at a concentration of less than one volume percent and their transfer is accompanied by a PTD that lists the following:

- (1) A warning that the additive's sulfur content may exceed 15 ppm and that improper use of the additive may result in non-complying fuel,
- (2) The additive's maximum sulfur concentration,
- (3) The maximum recommended concentration for use of the additive in diesel fuel, and
- (4) The contribution to the sulfur level of the fuel that would result if the additive is used at the maximum recommended concentration.

We proposed that the affirmative defenses to presumptive liability for blenders of bulk additives with a sulfur content greater than 15 ppm must include periodic sulfur tests after the addition of the additive showing that the finished fuel does not exceed the 15 ppm sulfur cap. We are adopting this proposed requirement for additives other than static dissipater additives.

b. Static Dissipater Additives

Comments from diesel fuel distributors and additive manufacturers stated that static dissipater additives are unique among the various types of diesel fuel additives in that there are currently none available with a sulfur content below 15 ppm which are fully effective. Considering the lack of static dissipater additives meeting a 15 ppm sulfur cap, and the inability to add static dissipater (S-D) additives prior to shipment by pipeline, commenters stated that the prohibitive cost of testing fuel batches after the addition of static dissipater additives could discourage their use. To avoid the potential adverse impact on the safety of the fuel distribution industry which could result, commenters requested that we provide an alternative method for use in demonstrating their affirmative defense to presumptive liability when they use static dissipater additives with a sulfur content above 15 ppm. Manufacturers of static dissipater additives stated that due to very low treatment rates that are

needed for such additives, their use will raise the sulfur content of the finished fuel by no more than 0.02 ppm.

Commenters stated that because of the extremely low potential contribution to the sulfur level of the finished diesel fuel which might result from the use of static dissipater additives, there was little risk that use of such additives would result in noncompliance with the 15 ppm sulfur cap.

We contacted all of the additive manufacturers that have registered static dissipater additives in EPA's Fuel and Fuel Additive Database.¹⁶² All of these manufacturers stated that there are no fully-effective static dissipater additives available that have a sulfur content below 15 ppm. They further stated that sulfur is an essential component in static dissipater additives, and that it is currently unclear how to formulate a static dissipater additive that would have a sulfur content below 15 ppm. Because of this input, we now recognize that static dissipater additives are in a unique category with respect to the ability to comply with a 15 ppm sulfur cap. Additive manufacturers stated that reformulation of static dissipater additives to meet a 15 ppm sulfur cap will likely be a lengthy undertaking.

It is unclear which of the naturally-occurring components in diesel fuel act to dissipate static electricity. However, certain batches of fuel are periodically found which do not have adequate static dissipating qualities. In such cases, static dissipater additives are necessary to prevent a static discharge from occurring during the transfer of fuel into a storage tank which might cause an explosion. Therefore, it is essential that today's rule is structured in such a way so as to not impede the use static dissipater additives. Because of the lack of static dissipater additives meeting a 15 ppm sulfur specification, the unique difficulty in reformulating them to meet a 15 ppm sulfur standard, the fact that they are essential to the safety of the fuel distribution system, and the impracticability for them to be added at the refinery, today's rule includes special affirmative defense provisions to reduce the sulfur testing burden associated with the use of static dissipater additives that have a sulfur content greater than 15 ppm.

Commenters suggested an alternative mechanism to demonstrate an affirmative defense to presumptive liability for blenders of static-dissipater (S-D) additives which would avoid the need to test every batch of fuel at the

¹⁶² All additives must be registered with EPA Fuel and Fuel Additive Database prior to their use in motor vehicle diesel fuel.

terminal after additization. Under this approach, blenders of S-D additives would be required to provide volume accounting reconciliation (VAR) records similar to those under EPA's deposit control additive rule (40 CFR part 80, subpart G) which would show whether the S-D additive is being added at the appropriate rate on average over a course of a monthly accounting period. Today's rule finalizes the approach suggested by commenters with certain modifications. In cases where a violation of the 15 ppm sulfur cap for diesel fuel is discovered on a batch of fuel downstream of a blender of S-D additives that have a sulfur content above 15 ppm, the S-D additive blender must provide the following information to EPA in order to meet their affirmative defense to presumptive liability regarding the potential that the use of S-D additive might have caused or contributed to the violation:

- A sulfur test on the diesel batch prior to the addition of the S-D additive package that indicates that the additive, when added, will not cause the fuel to exceed 15 ppm
- A product transfer document that accompanied the transfer of the S-D additive package to the additive blender which contains the following:
 - A statement that the S-D additive package exceeds 15 ppm in sulfur content and that special requirements apply if it is to be used in diesel fuel subject to the 15 ppm sulfur cap.
 - The maximum sulfur level of the S-D additive package including other additive components such as diesel detergents and carrier fluid to the extent that they are part of the package. Each component of the additive package other than the S-D additive itself must comply with the 15 ppm sulfur cap.
 - The maximum recommended concentration for the S-D additive package.
 - The contribution to the final sulfur content of a finished fuel when the additive is added at the maximum recommended concentration. The maximum recommended concentration must result in a potential increase in the sulfur content of the finished fuel of no more than 0.05 ppm.
 - Monthly volume accounting reconciliation (VAR) records that include:
 - The amount of S-D additive package used during the month
 - The volume of the fuel into which the additive was injected during the month
 - The measured sulfur level of each fuel batch prior to injection of the additive

which shows that the contribution to the sulfur level of the finished diesel fuel from the use of the additive at the treatment level at which it was injected would not cause any such batch of fuel to exceed the 15 ppm sulfur specification

- Quality assurance records which show that the precision of the additive injection equipment has been maintained in such a manner as to prevent malfunctions which could result in the injection of the S-D additive at a higher concentration than that reported.

The additive blender must also be able to meet its normal diesel fuel defense elements: That the additive blender-fuel distributor did not cause the violation; that PTDs account for all the fuel and show apparent compliance; and that quality assurance sampling and testing has occurred, as modified by the discussion above.

In addition, the ratio of the amount of additive used to the amount of fuel into which the additive was injected over any given monthly VAR period must not exceed the maximum treatment rate which could be added to any batch of fuel additized during the period. If not, the blender could be liable for any batch of diesel fuel found that exceeded the 15 ppm sulfur cap which had been in their possession. The above provisions are only relevant for establishing affirmative defense to presumptive liability regarding the potential that the use of S-D additives might have caused a violation. Under no circumstances may an additive blender cause the sulfur level of any batch of finished fuel to exceed the 15 ppm sulfur cap. Blenders of S-D additives must meet all other requirements for distributors of 15 ppm sulfur diesel fuel. Regardless of the cause of a violation of the 15 ppm sulfur standard, any party that had custody or title of off-specification fuel is potentially liable and responsible for their affirmative defense elements.

These provisions may only be used for static dissipater additives which have the potential to raise the sulfur content of the finished fuel by no more than 0.050 ppm when used at their maximum recommended treatment level. Based on the input from additive manufacturers noted above, this will allow the use of S-D additives that are fully effective for this purpose. The use of S-D additives that might have a higher contribution to the sulfur content of the finished fuel, therefore, is unnecessary. To establish affirmative defense to presumptive liability, blenders that use S-D additives that could contribute more than 0.050 ppm to the sulfur content of a finished fuel

subject to the 15 ppm sulfur specification when used at the maximum recommended treatment level are required to conduct a sulfur test on the fuel batch after the addition of the additive. Blenders of additives other than S-D additives which have a sulfur content greater than 15 ppm into diesel fuel subject to the 15 ppm sulfur standard are also required to conduct a sulfur test on the fuel batch after the addition of the additive for affirmative defense purposes.

EPA may require additive manufacturers to supply samples of the additive packages (or the components additives in such packages) that are used in 15 ppm sulfur diesel fuel, or may sample from additive batches already in the distribution system. In such cases, we may test the sulfur content of these additives to evaluate whether they are in compliance with the information provided on the PTDs or other relevant documentation. In cases where a violation is discovered, any party in the distribution system that had custody of the additive batch found to be in violation may be held presumptively liable for the violation.

Today's rule amends the highway diesel regulation so that the provisions finalized today regarding the use of S-D additives with a sulfur content above 15 ppm in NRLM diesel fuel also apply to the use of such additives in highway diesel fuel subject to a 15 ppm sulfur standard. However, we continue to be concerned about the use of additives having a sulfur content greater than 15 ppm. We will continue to monitor this issue and may initiate an additional rulemaking in the future to consider further limiting or prohibiting the use of greater than 15 ppm sulfur additives in diesel fuel subject to a 15 ppm sulfur cap.

The special provisions for static-dissipater additives finalized in today's rule will ensure that the unique challenges regarding the manufacture and use of such additives do not present a barrier to their continued use. Additive manufacturers have stated that they are working on reformulation of their S-D additives to meet a 15 ppm sulfur limit.

We recently learned that industry is beginning to develop a standardized test to quantify the concentration of static-dissipater additives in finished fuel.¹⁶³ If such a test were available, it might be useful for establishing an additive blender's affirmative defense to presumptive liability in place of some of the VAR provisions described above. If

¹⁶³ Phone conversation with Eon McMullen, Octel additives, February 12, 2004.

a batch of fuel was found to exceed the 15 ppm sulfur cap, the use of such a test would allow for the measurement of the contribution to the sulfur level of the finished fuel which resulted from the addition of the static dissipater additive. If the contribution was below the permissible level given the sulfur measurements on each batch of fuel additized with the greater than 15 ppm S-D additive, it might be useful in association with other blender records to demonstrate that the additive blender was not at fault for the violation. If such a standardized test becomes available, EPA will work with the appropriate industry parties to evaluate its applicability for affirmative defense purposes, and conduct a rulemaking if appropriate to amend the elements required to establish affirmative defense to presumptive liability under the NRLM and highway diesel programs.

c. Additives Used in 500 ppm Sulfur Diesel Fuel

The 1993 and 2007 highway diesel programs did not contain any requirements regarding the maximum sulfur content of additives used in highway diesel fuel subject to a 500 ppm sulfur cap.¹⁶⁴ Our experience under the highway program indicates that application of the 500 ppm sulfur cap throughout the distribution system to the end-user has been sufficient to prevent the use of additives from jeopardizing compliance with the 500 ppm sulfur standard. The potential increase of several ppm in the sulfur content of diesel fuel which might result from the use of some diesel additives raises substantial concerns regarding the impact on compliance with a 15 ppm sulfur cap. However, this is not the case with respect to the potential impact on compliance with a 500 ppm sulfur cap. The current average sulfur content of highway diesel fuel of 340 ppm provides ample margin for the minimal increase in the fuel sulfur content which might result from the use of additives. We expect that this will also be the case for NRLM fuel subject to the 500 ppm sulfur standard. Therefore, we are not finalizing any requirements regarding the sulfur content of additives used in NRLM fuel subject to the 500 ppm

sulfur standard. We believe that the requirement that NRLM fuel comply with a 500 ppm sulfur cap throughout the distribution system to the end-user will be sufficient to ensure that entities who introduce additives into such fuel take into account the potential increase in fuel sulfur content.

d. Aftermarket Additives

We believe that more stringent requirements are needed for aftermarket additives than for bulk additives due to the lack of practical safeguards to ensure that the use of such additives do not cause a violation of the sulfur standards in today's rule. Also, the presence of multiple grades of aftermarket additives, some suitable for use in engines equipped with sulfur sensitive emissions control equipment as well as pre-control engines, and some suitable for use only in pre-control engines would raise significant concerns regarding the misuse. The misuse of a high sulfur additive in an engine with sulfur sensitive emissions control equipment could damage this equipment. Therefore, today's rule requires that all aftermarket additives sold for use in nonroad, locomotive, and marine equipment must meet a 500 ppm sulfur cap beginning June 1, 2007, and that all aftermarket additives sold for use in nonroad equipment must meet a 15 ppm sulfur specification beginning June 1, 2010. After June 1, 2010, aftermarket additives with a sulfur content less than 500 ppm may continue to be used in locomotive and marine engines. This approach is consistent with that taken in the highway diesel rule which requires all aftermarket additives to meet a 15 ppm sulfur specification beginning June 1, 2006.

6. End User Requirements

In light of the importance of ensuring that the proper fuel is used in nonroad, locomotive, and marine engines covered by this program, any person is prohibited from fueling such an engine with fuel not meeting the applicable sulfur standard.

Specifically:

- (1) No person may introduce, or permit the introduction of fuel containing the heating oil marker into nonroad, locomotive, marine or highway diesel engines;
- (2) No person may introduce, or permit the introduction of, fuel that exceeds 15 ppm sulfur content into nonroad equipment with a model year 2011 or later engine;

(3) Beginning December 1, 2010, no person may introduce, or permit the introduction of any fuel exceeding 500 ppm sulfur content into any nonroad, locomotive, and marine engine; and

(4) Beginning December 1, 2014, no person may introduce, or permit the introduction of any fuel exceeding 15 ppm sulfur content into any nonroad diesel engine regardless of year of manufacture.

D. Diesel Fuel Sulfur Sampling and Testing Requirements

1. Testing Requirements

Today's action provides a new approach for fuel sulfur measurement. The details of this approach are described below, followed by a description of who will be required to conduct fuel sulfur testing as well as what fuel must be tested. The diesel fuel sulfur sampling and testing provisions described below are similar to those that were proposed. Adjustments we made to the proposed provisions were in response to comments we received during the public comment period.

a. Test Method Approval, Record-keeping, and Quality Control Requirements

Most current and past EPA fuel programs designated specific analytical methods which refiners, importers, and downstream parties¹⁶⁵ use to analyze fuel samples at all points in the fuel distribution system for regulatory compliance purposes. Some of these programs have also allowed certain specific alternative methods which may be used as long as the test results are correlated to the designated test method. The highway diesel rule (66 FR 5002, January 18, 2001), for example, specifies one designated test method and three alternative methods for measuring the sulfur content of highway diesel fuel subject to the 15 ppm sulfur standard. The rule also specifies one designated method and three alternative methods for measuring the sulfur content of highway diesel fuel subject to the 500 ppm sulfur standard.

¹⁶⁵ Other EPA fuels regulations have allowed downstream parties conducting periodic quality assurance testing for defense purposes to use methods other than the designated method, so long as the method is an ASTM method appropriate for testing for the applicable fuel property, and so long as the instrument is correlated to the designated method.

¹⁶⁴ The 500 ppm sulfur highway diesel final rule contains the requirement that highway diesel fuel not exceed 500 ppm sulfur at any point in the fuel distribution system including after the blending of additives. Fuel Quality Regulations for Highway Diesel Fuel Sold in 1993 and Later Calendar Years, Final Rule, 55 FR 34120, August 21, 1990.

TABLE V.H-1.—DESIGNATED AND ALTERNATIVE SULFUR TEST METHODS ALLOWED UNDER THE HIGHWAY DIESEL PROGRAM

Sulfur Test Method	500 ppm	15 ppm
ASTM D 2622-03, as modified, Standard Test Method for Sulfur in Petroleum Products by Wavelength Dispersive X-ray Fluorescence Spectrometry.	Designated	Alternative.
ASTM D 3120-03a, Standard Test Method for Trace Quantities of Sulfur in Light Liquid Petroleum Hydrocarbons by Oxidative Microcoulometry.	Alternative.
ASTM D 4294-03, Standard Test Method for Sulfur in Petroleum and Petroleum Products by Energy-Dispersive X-ray Fluorescence Spectrometry.	Alternative	
ASTM D 5453-03a, Standard Test Method for Determination of Total Sulfur in Light Hydrocarbons, Motor Fuels and Motor Oils by Ultraviolet Fluorescence.	Alternative	Alternative.
ASTM D 6428-99, Test Method for Total Sulfur in Liquid Aromatic Hydrocarbons and Their Derivatives by Oxidative Combustion and Electrochemical Detection.	Alternative	Designated.

The highway diesel fuel rule also announced the Agency's intention to adopt a performance-based test method approach in the future, as well as our intention to continue working with the industry to develop and improve sulfur test methods. Today's action adopts such a performance-based test method approach for both highway and NRLM diesel fuel subject to the 15 ppm and 500 ppm sulfur standards. In addition, the current approach for measuring the sulfur content of diesel fuel subject to the 500 ppm sulfur standard, *i.e.*, using the designated sulfur test method or one of the alternative test methods with correlation will remain applicable.

Under the performance-based approach, a given test method can be approved for use in a specific laboratory by meeting certain precision and accuracy criteria specified in the regulations. The method can be approved for use by that laboratory as long as appropriate quality control procedures are followed. Properly selected precision and accuracy values allow multiple methods and multiple commercially available instruments to be approved, thus providing greater flexibility in method and instrument selection while also encouraging the development and use of better methods and instrumentation in the future. Under today's rule, there is no designated sulfur test method as specified under previous regulations.

Since any test method that meets the specified performance criteria may qualify, this type of approach does not conflict with the "National Technology Transfer and Advancement Act of 1995" (NTTAA), section 12(d) of Public Law 104-113, and the Office of Management and Budget (OMB) Circular A-119. Both of these are designed to encourage the adoption of standards developed by "voluntary consensus standards bodies" (VCSB) ¹⁶⁶ and to reduce reliance on

government-unique standards where such consensus standards would suffice. Under the performance criteria approach in today's rule, methods developed by consensus bodies as well as methods not yet approved by a consensus body qualify for approval provided they meet the specified performance criteria as well as the record-keeping and reporting requirements for quality control purposes.

i. How Can a Given Method Be Approved?

A given test method can be approved for use under today's program by meeting certain precision and accuracy criteria. Approval applies on a laboratory/facility-specific basis. If a company chooses to employ more than one laboratory for fuel sulfur testing purposes, then each laboratory must separately seek approval for each method it intends to use. Likewise, if a laboratory chooses to use more than one sulfur test method, then each method must be approved separately. Separate approval is not necessary for individual operators or laboratory instruments within a given laboratory facility.

The specific precision and accuracy criteria were derived from existing sulfur test methods that are either required or allowed under the highway diesel fuel sulfur program. The first criterion, precision, refers to the consistency of a set of measurements and is used to determine how closely analytical results can be duplicated based on repeat measurements of the same material under prescribed conditions. To demonstrate the precision of a given sulfur test method under the performance-based approach, a laboratory facility must perform 20 repeat tests over 20 days on samples taken from a homogeneous supply of a commercially available diesel fuel. Based on the comments we received on

this issue, we are also clarifying that the test results must in general be a sequential record of the analyses with no omissions. A laboratory facility may exclude a given sample or test result only if (1) the exclusion is for a valid reason under good laboratory practices and (2) it maintains records regarding the sample and test results and the reason for excluding them. Using the test results¹⁶⁷ of ASTM D 3120 for diesel fuel subject to the 15 ppm sulfur standard, the precision must be less than 0.72 ppm.¹⁶⁸ Similarly, using the test results of ASTM D 2622 for diesel fuel subject to the 500 ppm sulfur standard, the precision must be less than 9.68 ppm.

The second criterion, accuracy, refers to the closeness of agreement between a measured or calculated value and the actual or specified value. To demonstrate the accuracy of a given test method under the performance-based approach, a laboratory facility is required to perform 10 repeat tests on a

¹⁶⁷ Sulfur Repeatability of Diesel by Method at 15 ppm, ASTM Report on Low Level Sulfur Determination in Gasoline and Diesel Interlaboratory Study—A Status Report, June 2002.

¹⁶⁸ 0.72 ppm is equal to 1.5 times the standard deviation of ASTM D 3120, where the standard deviation is equal to the repeatability of ASTM D 3120 (1.33) divided by 2.77. 9.68 ppm is equal to 1.5 times the standard deviation of ASTM D 2622, where the standard deviation is equal to the repeatability of ASTM D 2622 (17.88) divided by 2.77. In the proposal, we stated that the repeatability of ASTM D 2622 was 26.81. While that reported value was incorrect due to either a typographical or a computational error, the resulting precision value that we are finalizing today was correctly calculated and reported as 9.68 ppm. The "sample standard deviation" should be used for this purpose. By its use of N-1 in the denominator, this measure applies a correction for the small sample bias and provides an unbiased estimate of the standard deviation of the larger population from which the sample was drawn. Since the conditions of the precision qualification test admit more sources of variability than the conditions under which ASTM repeatability is determined (longer time span, different operators, environmental conditions, etc.) the repeatability standard deviation derived from the round robin was multiplied by what we believe to be a reasonable adjustment factor, 1.5, to compensate for the difference in conditions.

¹⁶⁶ These are standard-setting organizations, like ASTM, and ISO that have broad representation of

all interested stakeholders and make decisions by consensus.

standard sample, the mean of which for diesel fuel subject to the 15 ppm sulfur standard can not deviate from the Accepted Reference Value (ARV) of the standard by more than 0.54 ppm and for diesel fuel subject to the 500 ppm sulfur standard can not deviate from the ARV of the standard by more than 7.26 ppm¹⁶⁹. These tests must be performed using commercially available gravimetric sulfur standards. Ten tests are required using each of two different sulfur standards. For 15 ppm fuel, one must be in the range of 1–10 ppm sulfur and the other in the range of 10–20 ppm sulfur. For 500 ppm fuel, one must be in the range of 100–200 ppm sulfur and the other in the range of 400–500 ppm sulfur for 500 ppm sulfur diesel fuel. Therefore, a minimum of 20 total tests is required for sufficient demonstration of accuracy for a given sulfur test method at a given laboratory facility. As with the requirement for precision demonstration described above, the test results must be a sequential record of the analyses with no omissions. Finally, any known interferences for a given test method must be mitigated.

Some commenters remarked that the ARV of the standards does not account for any uncertainty given that all commercially available standards have an uncertainty associated with the certified value. The commenters added that EPA should specify what maximum value in the uncertainty associated with the ARV is allowed.

These requirements are not intended to be overly burdensome. Indeed, we believe these requirements are equivalent to what a laboratory would do during the normal start up procedure for a given test method. In addition, we believe this approach will allow regulated entities to know that they are measuring diesel fuel sulfur levels accurately and within reasonable site reproducibility limits.

ii. What Information Must Be Reported to the Agency?

For test methods that have already been approved by a VCSB, such as ASTM or the International Standards Organization (ISO), each laboratory facility must report to the Agency the precision and accuracy results as described above for each method for which it is seeking approval. Such submissions to EPA, as described elsewhere, are subject to the Agency's review for 90 days, and the method will be considered approved in the absence of EPA comment. Laboratory facilities

are required to retain the fuel samples used for precision and accuracy demonstration for 90 days. While we proposed a 30 day sample retention period, commenters stated that the sample retention period for fuel samples that are used for precision and accuracy demonstrations should be equivalent to the length of EPA's review period (*i.e.*, 90 days). We agree with the commenters and are thus finalizing a 90 day sample retention period in today's rule. This sample retention requirement also applies to non-VCSB methods which are described below.

For test methods that have not been approved by a VCSB, full test method documentation, including a description of the technology/instrumentation that makes the method functional, as well as subsequent EPA approval of the method is also required. These submissions will also be subject to the Agency's review for 90 days, and the method will be considered approved in the absence of EPA comment. Submission of VCSB methods is not required since they are available in the public domain. In addition, industry and the Agency will likely have had substantial experience with such methods.

As described above, federal government and EPA policy is to use standards developed by voluntary consensus bodies when available. The purpose of the NTTAA, at least in part, is to foster consistency in regulatory requirements, to take advantage of the collective industry wisdom and wide-spread technical evaluation required before a test method is approved by a consensus body, and to take advantage of the ongoing oversight and evaluation of a test method by the consensus body that results from wide-spread use of an approved method *e.g.*, the ongoing round-robin type analysis and typical annual updating of the method by the consensus body. These goals are not met where the Agency allows use of a non-consensus body test method in perpetuity. Moreover, it is not possible to realize many of the advantages that result from consensus status where a test method is used by only one or a few companies. It will not have the practical scrutiny that comes from ongoing wide-spread use, or the independent scrutiny of the consensus body and periodic updating. In addition, EPA does not have the resources to conduct the degree of initial scrutiny or ongoing scrutiny that are practiced by consensus bodies. Nevertheless, EPA believes it is appropriate to allow limited use of a proprietary test method for a limited time, even though the significant advantages of consensus test methods are absent, because EPA can evaluate

the initial quality of a method and a company may have invested significant resources in developing a method. However, if after a reasonable time a test method fails to gain consensus body approval, EPA believes approval of the method should be withdrawn because of the absence of ongoing consensus oversight. Accordingly, a non-VCSB method will cease to be qualified five years from the date of its original approval by EPA in the absence of VCSB approval.

To assist the Agency in determining the performance of a given sulfur test method, non-VCSB methods, in particular, we reserve the right to send samples of commercially available fuel to laboratories for evaluation. Such samples are intended for situations in which the Agency has concerns regarding a test method and, in particular, its ability to measure the sulfur content of a random commercially available diesel fuel. Laboratory facilities are required to report their results from tests of this material to the Agency.

iii. What Quality Control Provisions Are Required?

We are requiring ongoing Quality Control (QC) procedures for sulfur measurement instrumentation. These are procedures used by laboratory facilities to ensure that the test methods they have qualified and the instruments on which the methods are run are yielding results with appropriate accuracy and precision, *e.g.*, that the results from a particular instrument do not "drift" over time to yield unacceptable values. It is our understanding that most laboratories already employ QC procedures, and that these are commonly viewed as important good laboratory practices. Laboratories will be required, at a minimum, to abide by the following QC procedures for each instrument used to test batches of diesel fuel under these regulations even where a laboratory elects to use the test method used to establish the precision and accuracy criteria finalized in today's rule:

(1) Follow the mandatory provisions of ASTM D 6299–02, *Standard Practice for Applying Statistical Quality Assurance Techniques to Evaluate Analytical Measurement System Performance*. Laboratories are required to construct control charts from the mandatory QC sample testing prescribed in paragraph 7.1, following the guidelines under A 1.5.1 for individual observation charts and A 1.5.2 for moving range charts.

(2) Follow ASTM D 6299–02 paragraph 7.3.1 (check standards) using

¹⁶⁹ 0.54 and 7.26 are equal to 0.75 times the precision values of 0.72 for 15 ppm sulfur diesel and 9.68 for 500 ppm sulfur diesel, respectively.

a standard reference material. Check standard testing is required to occur at least monthly and should take place following any major change to the laboratory equipment or test procedure. Any deviation from the accepted reference value of the check standard greater than 1.44 ppm for diesel fuel subject to the 15 ppm sulfur standard and 19.36 ppm for diesel fuel subject to the 500 ppm sulfur standard¹⁷⁰ must be investigated.

(3) Upon discovery of any QC testing violation of A 1.5.2.1 or A 1.5.3.2 or check standard deviation greater than 1.44 ppm and 19.36 ppm for 15 ppm sulfur diesel and 500 ppm sulfur diesel, respectively, as provided in item 2 above, any measurement made while the system was out of control must be tagged as suspect and an investigation conducted into the reasons for this anomalous performance. Refiners and importers are required to retain batch samples for 30 days or the period equal to the interval between QC sample tests, whichever is longer. If an instrument is found to be out of control, all of the retained samples since the last time the instrument was shown to be in control must be retested.

(4) QC records, including investigations under item 3 above must be retained for five years and must be provided to the Agency upon request.

b. Requirements To Conduct Fuel Sulfur Testing

Given the importance of assuring that NRLM diesel fuel designated to meet the 15 ppm sulfur standard in fact meets that standard, we are requiring that refiners, importers, and transmix processors test each batch of NRLM diesel fuel designated to meet the 15 ppm sulfur standard and maintain records of such testing. Requiring that refiners, importers, and transmix processors test each batch of fuel subject to the 15 ppm sulfur NRLM standard assures that compliance can be confirmed through testing records, and even more importantly, assures that diesel fuel exceeding the 15 ppm standard is not introduced into commerce as fuel for use in nonroad equipment having sulfur-sensitive emission control devices. Batch testing was not required under the highway diesel fuel rule. Instead, such testing was expected to be performed to establish a defense to potential liability. However, for the same reasons discussed above, today's rule extends

this batch testing requirement to 15 ppm sulfur highway diesel fuel beginning in 2006.

In order to address situations where refiners produce NRLM diesel fuel using computer-controlled inline blending equipment and do not have storage tanks from which to withdraw samples, we are including in today's final rule a provision to allow refiners to test a composited sample of a batch of diesel fuel for its sulfur content after the diesel fuel has been shipped from the refinery. This inline blending provision is similar to the provision that exists under the reformulated gasoline and gasoline sulfur programs and applies to both highway and NRLM diesel fuel under today's action.

Today's rule does not require downstream parties to conduct every-batch testing. However, we believe that most downstream parties will voluntarily conduct "periodic" sampling and testing for quality assurance purposes if they want to establish a defense to presumptive liability, as discussed in section V.H. below.

2. Two Part-Per-Million Downstream Sulfur Measurement Adjustment

We believe that it is appropriate to recognize sulfur test variability in determining compliance with the 15 ppm sulfur NRLM diesel fuel standards downstream of a refinery or import facility. Thus, today's rule provides that for all 15 ppm sulfur NRLM diesel fuel at locations downstream of a refinery or import facility, sulfur test results can be adjusted by subtracting two ppm. In the same manner as finalized for 15 ppm sulfur highway diesel fuel, the sole purpose of this downstream compliance provision is to address test variability concerns (*see* the highway diesel fuel rule). We received comments suggesting that a higher downstream test tolerance is needed based on the current values for test method variability. However, we anticipate that the reproducibility of sulfur test methods is likely to improve to two ppm or even less by the time the 15 ppm sulfur standard for highway diesel fuel is implemented—four years before implementation date of the 15 ppm standard for NRLM diesel fuel. With this provision, we anticipate that refiners will be able to produce diesel fuel with an average sulfur level of approximately 7–8 ppm and some contamination could occur throughout the distribution system, without fear of causing a downstream violation due solely to test variability. As test methods improve in the future, we will reevaluate whether two ppm is the appropriate allowance for purposes of

this compliance provision. We also received comments that a test tolerance should be provided in determining compliance with the 500 ppm sulfur standards for NRLM fuel. We believe that such a tolerance is not needed for fuels subject to a 500 ppm sulfur standard because of the flexibility that refiners possess to produce fuel with a sufficiently low sulfur content to accommodate test variability.

3. Sampling Requirements

Today's rule adopts the same sampling methods adopted by the highway diesel rule (66 FR 5002, January 18, 2001). These sampling methods are American Society for Testing and Materials (ASTM) D 4057–95 (manual sampling) and D 4177–95 (automatic sampling from pipelines/inline blending). The requirement to use these methods becomes effective for NRLM diesel fuel on June 1, 2007. These same methods were also adopted for use in the Tier 2/Gasoline Sulfur rule.¹⁷¹

4. Alternative Sampling and Testing Requirements for Importers of Diesel Fuel Who Transport Diesel Fuel by Tanker Truck

We understand that importers who transport diesel fuel into the U.S. by tanker truck are frequently relatively small businesses that could be subject to a substantial burden if they were required to sample and test each batch of NRLM or highway diesel fuel imported by truck, especially where a trucker imports many small loads of diesel fuel. Therefore, today's rule provides that truck importers may comply with an alternative sampling and testing requirement, involving a sampling and testing program of the foreign truck loading terminal, if certain conditions are met. For an importer to be eligible for the alternative sampling and testing requirement, the terminal must conduct sampling and testing of the NRLM or highway diesel fuel immediately after each receipt into its terminal storage tank but before loading product into the importer's tanker truck storage compartments or immediately prior to loading product into the importer's tanker truck if it hasn't tested after each receipt. Moreover, the importer will be required to conduct periodic quality assurance testing of the terminal's diesel fuel, and the importer will be required to assure EPA that we will be allowed to make unannounced

¹⁷⁰ 1.44 ppm is equal to two times the precision value of 0.72 ppm for 15 ppm diesel and 19.36 is equal to two times the precision value of 9.68 ppm for 500 ppm diesel.

¹⁷¹ 65 FR 6833–34 (Feb. 10, 2000). Today's rule also provides that these methods be used under the RFG and CG rules. *See* 62 FR 37337 *et seq.* (July 11, 1997).

inspections and audits, to sample and test fuel at the foreign terminal facility, to assure that the terminal maintained sampling and testing records, and to submit such records to EPA upon request.

E. Selection of the Marker for Heating Oil

As discussed in section IV.D, to ensure that heating oil is not shifted into the NRLM market, we need a way to distinguish heating oil from high sulfur or 500 ppm sulfur NRLM diesel fuel produced under the small refiner and credit provisions in today's rule. Currently, there is no differentiation today between fuel used for NRLM uses and heating oil. Both are typically produced to the same sulfur specification, and both are required to have the same red dye added prior to distribution from downstream of the terminal. Based on recommendations from refiners, in the NPRM, we concluded that the best approach to differentiate heating oil from NRLM diesel fuel would be to require that a marker be added to heating oil at the refinery gate. Since the proposal we received additional information which allows us to rely upon record-keeping and reporting provisions to differentiate heating oil from NRLM up to the point where it leaves the terminal (see section IV.D). Therefore, today's rule requires that a marker be added to heating oil before it leaves the terminal gate rather than the refinery gate as proposed.¹⁷²

Section IV.D of today's preamble also discusses the need to distinguish 500 ppm sulfur locomotive and marine fuel produced by refiners and imported from 2010–2012 from 500 ppm sulfur nonroad diesel fuel produced during this time frame under the small refiner, credit, and downstream flexibility provisions in today's rule. Without this ability, it would be possible for 500 ppm sulfur LM diesel fuel to be shifted into the nonroad market during this time period outside of the Northeast/Mid-Atlantic Area and Alaska. Therefore, today's rule requires that from June 1, 2010 through May 31, 2012, the same marker added to heating oil must also be added to 500 ppm sulfur LM diesel fuel produced by a refiner or imported for use outside of the Northeast/Mid-Atlantic Area and Alaska before the fuel leaves the terminal. Nonroad diesel fuel meeting a 500 ppm sulfur standard produced under the small refiner or credit provisions, and 500 ppm sulfur

NRLM diesel fuel generated under the downstream flexibility provisions in today's rule could be sold into the LM market outside of the Northeast/Mid-Atlantic Area and Alaska. Such 500 ppm sulfur NRLM diesel fuel does not need to be marked. Therefore, both marked and unmarked 500 ppm sulfur diesel fuel could be used in locomotive and marine diesel equipment outside of the Northeast/Mid-Atlantic Area and Alaska from 2010 through 2012.¹⁷³

As discussed in section IV.D., use of the same marker in heating oil and 500 ppm sulfur LM fuel is feasible because the underlying goal is the same, *i.e.*, keeping 500 ppm sulfur diesel fuel produced as heating oil or LM fuel from being shifted into the nonroad diesel market from 2010 through 2012. We will be able to determine whether heating oil with a sulfur content greater than 500 ppm has been shifted into the LM market downstream of the terminal by testing the sulfur content of LM. 500 ppm fuel initially designated as heating oil can be later shifted into the LM market, since the sulfur standard for LM diesel fuel during this period is 500 ppm.

Terminal operators suggested that we might be able to rely on record-keeping and reporting downstream of the terminal as well as above the terminal level, thereby eliminating any need for a fuel marker. However, we believe such record-keeping and reporting mechanisms would be insufficient to keep heating oil out of the NRLM market and 500 ppm sulfur LM fuel produced by a refiner or imported out of the nonroad market downstream of the terminal under typical circumstances. We can rely on such measures before the fuel leaves the terminal because it is feasible to require all of the facilities in the distribution system to report to EPA on their fuel transfers. As discussed in section IV.D., these electronic reports can be compared by EPA to identify parties responsible for shifting heating oil into the NRLM market from 2007–2014, 500 ppm sulfur LM fuel into the nonroad market from 2010–2012, and heating oil into the LM market beginning 2014. Downstream of the terminal the parties involved in the fuel distribution system become far too numerous for such a system to be implemented and enforced (including jobbers, bulk plant operators,

heating oil dealers, retailers, and even end-users with storage tanks such as farmers. Reporting errors for even a small fraction would require too many resources to track down and correct and would eliminate the effectiveness of the system.

Our proposal envisioned that a fuel marker would be required in heating oil from June 1, 2006 through May 31, 2010, and that the same marker would be required in locomotive and marine fuel from June 1, 2010 through May 31, 2014. As a consequence of finalizing the 15 ppm sulfur standard for locomotive and marine fuel in 2012, we no longer need to require that LM diesel fuel be marked after June 1, 2012. The 2010–2012 marking requirement for 500 ppm sulfur LM diesel fuel does not apply to 500 ppm sulfur LM fuel produced by a refiner or imported in the Northeast/Mid-Atlantic Area or in Alaska. There is an ongoing need to require the continued use of the marker in heating oil indefinitely (see section IV of today's preamble).

We proposed that beginning June 1, 2007 SY–124 must be added to heating oil in the U.S. at a concentration of 6 milligrams per liter (mg/L). Today's rule adopts this requirement except for heating oil used in the Northeast/Mid-Atlantic Area and Alaska.¹⁷⁴ The chemical composition of SY–124 is as follows: N-ethyl-N-[2-[1-(2-methylpropoxy)ethoxy]-4-phenylazo]-benzeneamine.¹⁷⁵ This concentration is sufficient to ensure detection of SY–124 in the distribution system, even if diluted by a factor of 50. Any fuel found with a marker concentration of 0.1 milligrams per liter or more will be presumed to be heating oil. Below this level, the prohibition on use in highway, nonroad, locomotive, or marine applications would not apply.

There are a number of other types of dyes and markers. Visible dyes are most common, are inexpensive, and are easily detected. Using a second dye in addition to the red dye required by IRS in all non-highway fuel for segregation of heating oil based on visual identification raises certain challenges. The marker that we require in heating oil and 500 ppm sulfur LM diesel fuel must be different from the red dye currently required by IRS and EPA and not interfere with the identification of red dye in distillate fuels. Invisible

¹⁷² Heating oil sold inside the Northeast/Mid-Atlantic Area adopted under today's rule and Alaska does not need to contain a marker (see section IV.D.).

¹⁷³ Inside the Northeast/Mid-Atlantic Area, 500 ppm sulfur fuel produced from transmix or segregated interface could be sold into the LM or heating oil markets from 2010–2012, and could only be sold into the heating oil market after 2012. Outside of the Northeast/Mid-Atlantic Area, such fuel could be sold into the NRLM market from 2010–2012, and into the LM market thereafter.

¹⁷⁴ See section IV.D of today's preamble for a discussion of the provisions for the Northeast/Mid-Atlantic Area and Alaska.

¹⁷⁵ Opinion on Selection of a Community-wide Mineral Oils Marking System, ("Euromarker"), European Union Scientific Committee for Toxicity, Ecotoxicity and the Environment plenary meeting, September 28, 1999.

markers are beginning to see more use in branded fuels and are somewhat more expensive than visible markers. Such markers are detected either by the addition of a chemical reagent or by their fluorescence when subjected to near-infra-red or ultraviolet light. Some chemical-based detection methods are suitable for use in the field. Others must be conducted in the laboratory due to the complexity of the detection process or concerns regarding the toxicity of the reagents used to reveal the presence of the marker. Near-infra-red and ultraviolet fluorescent markers can be easily detected in the field using a small device and after brief training of the operator. There are also more exotic markers available such as those based on immunoassay, and isotopic or molecular enhancement. Such markers typically need to be detected by laboratory analysis.

We selected SY-124, however, for a number of reasons:

- (1) There is considerable data and experience with it which indicates there are no significant issues with its use;
- (2) It is compatible with the existing red dye;
- (3) Test methods exist to quantify its concentration, even if diluted by a factor of 50 to one;
- (4) It is reasonably inexpensive; and
- (5) It can be produced and provided by a number of sources.

Effective in August 2002, the European Union (EU) enacted the requirement that SY-124 be added at 6 mg/L to diesel fuel that is taxed at a lower rate in all EU member states.¹⁷⁶ Solvent yellow 124 is referred to as the "Euromarker" in the EU. The EU has found this treatment rate to be sufficient for their enforcement purposes while not interfering with the identification of the various different colored dyes required by different EU member states (including the same red dye that is required in the U.S.). Despite its name, SY-124 does not impart a strong color to diesel fuel when used at a concentration of 6 mg/L. Most often it is reportedly nearly invisible in distillate fuel given that the slight yellow color imparted is similar to the natural color of many distillate fuels.¹⁷⁷ In the presence of red dye, SY-124 can impart a slight orange tinge to the fuel. However, it does not interfere with the visual identification of the presence of red dye or the quantification of the

concentration of red dye in distillate fuel. Thus, the use of SY-124 at 6 mg/L in diesel fuel would not interfere with the use of the red dye by IRS to identify non-taxed fuels.

Solvent yellow 124 is chemically similar to other additives used in gasoline and diesel fuel, and has been registered by EPA as a fuel additive under 40 CFR part 79. Therefore, we expect that its products of combustion would not have an adverse impact on emission control devices, such as a catalytic converter. Extensive evaluation and testing of SY-124 was conducted by the European Commission. This included combustion testing which showed no detectable difference between the emissions from marked and unmarked fuel. Norway specifically evaluated the use of distillate fuel containing SY-124 for heating purposes and determined that the presence of the Euromarker did not cause an increase in harmful emissions from heating equipment. Based on the European experience with SY-124, we do not expect that there would be concerns regarding the compatibility of SY-124 in the U.S. fuel distribution system or for use in motor vehicle engines and other equipment such as in residential furnaces.

Our evaluation of the process conducted by the EU in selecting SY-124 for use in the EU convinced us that SY-124 was also the most appropriate marker to propose for use in heating oil under today's program. We received a number of comments expressing concern about the use of SY-124 in heating oil. Based on our evaluation of these comments (summarized below and in the S&A), we continue to believe that SY-124 is the most appropriate marker to specify for use in heating oil and 500 ppm sulfur LM diesel fuel under today's rule. Therefore, today's rule requires that beginning June 1, 2007, SY-124 be added to heating oil, and that from June 1, 2010 through May 31, 2012, SY-124 be added to 500 ppm sulfur LM diesel fuel produced by a refiner or imported at a concentration of 6 mg/L before such fuel leaves the terminal except in the Northeast/Mid-Atlantic Area and Alaska.

The concerns regarding the use of SY-124 in heating oil primarily pertained to: the potential impact on jet engines if jet fuel were contaminated with SY-124; the potential health effects of SY-124 when used in fuel for heating purposes, particularly for unvented heaters; the potential cost impact on fuel distributors and transmix processors; and the potential conflict with IRS red dye requirements.

The American Society of Testing and Materials (ASTM), the Coordinating Research Council (CRC), and the Federal Aviation Administration (FAA) requested that we delay finalizing the selection of a specific marker for use in heating oil in today's rule. They requested that selection of a specific marker should be deferred until testing could be conducted regarding the potential impact of SY-124 on jet engines. The Air Transport Association stated that EPA should conduct an extensive study regarding the potential for contamination, determine the levels at which the marker will not pose a risk to jet engines, and seek approval of SY-124 as a jet fuel additive. Other parties including the Department of Defense (DoD) also stated that EPA should refrain from specifying a heating oil marker under today's rule until industry and other potentially affected parties can recommend an appropriate marker. Representatives of the heating oil industry stated that they were concerned that EPA had not conducted an independent review regarding the safety/suitability of SY-124 for use in heating oil.

We met and corresponded with numerous and diverse parties to evaluate the concerns expressed regarding the use of SY-124, and to determine whether it might be more appropriate to specify a different marker for use in heating oil. These parties include IRS, FAA, ASTM, CRC, various marker/dye manufacturers, European distributors of fuels containing the Euromarker, marker suppliers, and members of all segments in the U.S. fuel distribution system.

We believe that concerns related to potential jet fuel contamination have been sufficiently addressed for us to finalize the selection of SY-124 as the required heating oil marker in today's rule.¹⁷⁸ As discussed in section IV.D of today's preamble, changes in the structure of the fuel program finalized in today's rule from that in the proposed program have allowed us to move the point where the marker must be added from the refinery gate to the terminal. The vast majority of concerns regarding the potential for contamination of jet fuel with SY-124 pertained to the shipment of marked fuel by pipeline. All parties were in agreement that nearly all of the potential for marker contamination of jet fuel would disappear if the point of marker addition was moved to the terminal. We

¹⁷⁶ The European Union marker legislation, 2001/574/EC, document C(2001) 1728, was published in the European Council Official Journal, L203 28.07.2001.

¹⁷⁷ The color of distillate fuel can range from near water white to a dark blackish brown but is most frequently straw colored.

¹⁷⁸ See the Summary and Analysis of Comments for a more detailed discussion of our response to concerns about the possible contamination of jet fuel with the marker prescribed for use in heating oil and 500 ppm sulfur LM fuel under today's rule.

spoke with terminal operators, both large and small, who confirmed that they maintain strictly segregated distribution facilities for red dyed fuel and jet fuel because of jet fuel contamination concerns. The same type of segregation practices will apply to the handling of marked heating oil, marked 500 ppm sulfur LM diesel fuel, and jet fuel since the marker will only be present in heating oil and locomotive and marine fuel when red dye is also present. Therefore, these practices will be equally effective in limiting contamination of jet fuel with SY-124. Downstream of the terminal, the only other chance for marker contamination of jet fuel pertains to bulk plant operators and jobbers that handle marked heating oil and jet fuel. For the most part, these parties also currently maintain strict segregation of the facilities used to transport jet fuel and heating oil. The one exception is that small bulk plant operators that supply small airports sometimes use the same tank truck to alternately transport jet fuel and heating oil. In such cases, they flush the tank compartment prior to transporting jet fuel to remove any residual heating oil left behind after the tank is drained. Since few, if any bulk plants handle LM fuel, it is unlikely that the same tank trucks will be used to alternately transport LM fuel and jet fuel. Thus, we expect that there will be even less chance for LM fuel containing the marker to contaminate jet fuel.

Today's rule requires that heating oil and locomotive and marine fuel which contains the marker must also contain visible evidence of red dye. Therefore, the "white bucket" test that distributors currently use to detect red dye contamination of jet fuel can also be relied upon to detect marker contamination of jet fuel. Based on the above discussion, we concluded that the required addition of the marker to heating oil and 500 ppm sulfur locomotive and marine fuel from 2010–2012 would not significantly increase the likelihood of jet fuel contamination, and that when such contamination might occur, it could be readily identified without the need for additional testing. Our finalization of the Northeast/Mid-Atlantic Area in (*see* section IV.D) also minimizes potential concerns regarding the potential that jet fuel may become contaminated with the marker, since no marker is required in this area. Furthermore, there is expected to be little heating oil used outside of the Northeast/Mid-Atlantic Area, the locomotive and marine market outside of the Northeast/Mid-Atlantic Area is limited. We anticipate that the

distribution of marked LM diesel fuel will primarily be by segregated pathways, and the duration of the marker requirement for 500 ppm sulfur LM diesel fuel produced by refiners or imported for use outside of the Northeast/Mid-Atlantic Area and Alaska is only two years. On the whole, we actually expect that today's rule will reduce the potential for jet fuel to become contaminated with the azo dyes such as the IRS-required red dye and SY-124 since visual evidence will no longer be required leaving the refinery gate in 500 ppm NRLM fuel beginning June 1, 2007, and will no longer be required in any off-highway diesel fuel beginning June 1, 2010.

This final rule requires addition of the marker at the terminal rather than the refinery gate as proposed. Based on this change, ASTM withdrew its request to delay the finalization of the marker requirements in today's rule. However, ASTM stated that some concern remains regarding jet fuel contamination downstream of the terminal (due to the limited use of the same tank wagons to alternately transport jet fuel and heating oil discussed above). Nevertheless, ASTM related that these concerns need not delay finalization of the marker requirements in this rule. ASTM intends to support a CRC program to evaluate the compatibility of markers with jet fuel. The Federal Aviation Administration is also undertaking an effort to identify fuel markers that would be compatible for use in jet fuel. We commit to a review of the use of SY-124 in the future based on the findings of the CRC and the FAA, experience with the use of SY-124 in Europe, and future input from ASTM or other concerned parties. If alternative markers are identified that do not raise concerns regarding the potential contamination of jet fuel, we will initiate a rulemaking to evaluate the use of one of these markers in place of SY-124.

Since the NPRM, no new information has been provided which indicates that the combustion of SY-124 in heating equipment would result in more harmful emissions than when combusted in engines, or would result in more harmful emissions than combustion of unmarked heating oil. The European experience with the use of SY-124 and the evaluation process it underwent prior to selection by the EU, provides strong support regarding the compatibility of SY-124 in the U.S. fuel distribution system, and for use in motor vehicle engines and other equipment such as in residential furnaces and nonroad, locomotive, and marine engines. We believe that concerns regarding the potential health

impacts from the use of SY-124 do not present sufficient cause to delay finalization of the requirement for its use that is contained in today's rule.

The European Union intends to review the use of SY-124 after December 2005, but may undertake the review earlier if any health and safety or environmental concerns about its use are raised. We intend to keep abreast of such activities and may initiate our own review of the use of SY-124 depending on the European Union's findings, or other relevant information. There will be nearly four years of accumulated field experience with the use of SY-124 in Europe at the time of the review by the EU and nearly 5 years by the implementation of the marker requirement under today's rule. This will provide ample time for any potential unidentified issues with SY-124 to be identified, and for us to choose a different marker if warranted.

Commenters stated that potential health concerns regarding the use of SY-124 might be exacerbated with respect to its use in unvented space heaters. Commenters further stated that there are prohibitions against the dyeing of kerosene (No. 1 diesel) used in such heaters. No information was provided to support these concerns, however, and we have no information to suggest any health concerns exist regarding the use of SY-124 in unvented heaters. Nevertheless, even if there were such concerns, today's rule will not require SY-124 to be used in the fuel used in unvented heaters. Furthermore, today's rule, does not require that SY-124 be added to kerosene. This resolves most of what concern might remain regarding this issue, since kerosene is the predominate fuel used in unvented heaters. However, the DoD stated that No. 2 diesel fuel is sometimes used in its tent heaters and expressed concern regarding the presence of SY-124 in fuel used for this purpose. We understand that to simplify the DoD fuel distribution system, it is DoD policy to use a single fuel called JP-8 for multiple purposes where practicable, including space heating. JP-8 used for such a purpose would not be subject to today's fuel marker requirement. In cases where JP-8 might not be available for space heating, DoD could avoid the use of SY-124 containing fuel by using kerosene in their space heaters.

We believe that the concerns expressed regarding the potential impact on distributors and transmix processors from the presence of SY-124 in heating oil and 500 ppm sulfur LM fuel have been addressed by moving the point of marker addition to the terminal. Terminal operators stated that they

desire the flexibility to blend 500 ppm diesel fuel from 15 ppm diesel fuel and heating oil. This practice would have been prevented by the proposed addition of the marker at the refinery gate. Under today's rule, terminal operators will have access to unmarked high sulfur fuel with which to manufacture 500 ppm diesel fuel by blending with 15 ppm diesel fuel.¹⁷⁹

Transmix processors stated that the presence of a marker in transmix would limit the available markets for their reprocessed distillates. The feed material for transmix processors primarily consists of the interface mixing zone between batches of fuels that abut each other during shipment by pipeline where this mixing zone can not be cut into either of the adjacent products. If marked heating oil and locomotive and marine fuel was shipped by pipeline, the source material for transmix processors fed by pipelines that carry marked fuel could contain SY-124.¹⁸⁰ Transmix processors stated that it would be prohibitively expensive to segregate pipeline-generated transmix containing the marker from that which does not contain the marker prior to processing, and that they could not economically remove the marker during reprocessing. Thus, in cases where the marker would be present in a transmix processor's feed material, they would be limited to marketing their reprocessed distillate fuels into the heating oil market. Since today's final rule requires that the marker be added at the terminal gate (rather than at the refinery gate), the feed material that transmix processors receive from pipelines will not contain the marker. Hence, they will not typically need to process transmix containing the fuel marker prescribed in today's rule, and today's marker requirement is not expected to significantly alter their operations. There is little opportunity for marker contamination of fuels that are not subject to the marker requirements to occur at the terminal and further downstream. In the rare instances where this might occur, the fuel contaminated would likely also be a distillate fuel, and thus could be sold into the heating oil market without need for reprocessing.

We do not expect that the fuel marker requirements will result in the need for additional fuel storage tanks or tank trucks in the distribution system. As discussed in section VI.A of today's preamble, the implementation of the NRLM sulfur standards in today's rule is projected to result in the need for additional storage tanks and tank truck de-manifolding at a limited number of bulk plant facilities. The marker requirement does not add another criteria apart from the sulfur content of the fuel which would force additional product segregation. As discussed above, industry has expressed concern about the use of the same tank trucks to alternately transport heating oil and jet fuel. We do not expect that the addition of marker to heating oil and 500 ppm sulfur LM diesel fuel will exacerbate these concerns. However, depending on the outcome of the aforementioned CRC program, the addition of marker to heating oil may hasten the current trend to avoid the use of tank trucks to alternately transport jet fuel and heating oil. To the extent that this does occur, we do not expect that it would result in substantial additional costs since few tank truck operators currently use the same tank truck compartments to alternately transport heating oil and jet fuel.

Through our discussions with the IRS, we have confirmed that the presence of SY-124 will not interfere with enforcement of their red dye requirement.¹⁸¹ Although, SY-124 may impart a slight orange tint to red-dyed diesel fuel, this will not complicate the identification of the presence of the IRS red dye. In fact, IRS has determined that the presence of SY-124 may even enhance enforcement of their fuel tax program.¹⁸² However, as identified in the comments, the implementation of today's marker requirement for heating oil arguably may be in conflict with IRS regulations at 26 CFR 48.4082-1(b) which state that no dye other than the IRS-specified red dye must be present in untaxed diesel fuel. IRS is evaluating what actions might be necessary to clarify that the addition of SY-124 to heating oil would not be in violation of IRS regulations.

IRS also related that they are investigating new markers for potential use either to supplement or to replace red dye under their diesel tax program which might be compatible with jet fuel. IRS stated that it might result in a reduced burden on industry if EPA were

to adopt one of the markers from the family of markers that they are investigating. Given the changes to our program in today's final rule, the marker provisions will not impose a significant burden. However, if the IRS program were to develop an alternate marker that would be compatible with jet we will initiate a rulemaking to evaluate the use of one of these markers in place of SY-124 (*see* section VIII.H.).

Commenters also expressed concerns regarding the proprietary rights related to the manufacture and use of SY-124, and stated that EPA should adopt a nonproprietary marker if possible. The proprietary rights related to SY-124 expire several months after the implementation of the marker requirements finalized in today's rule. Therefore, we do not expect that the current proprietary rights regarding SY-124 are a significant concern. Commenters also stated that our estimated cost of SY-124 in the NPRM (0.2 cents per gallon of treated fuel) was high compared to other markers that cost hundredths of a cent per gallon. Since the proposal we have obtained more accurate information which indicates that the current cost of bulk quantities of SY-124 is approximately 0.03 cents per gallon of treated fuel (*see* section VI.A.). Based on conversations with various marker manufacturers, this cost is comparable to or less than other fuel markers.

F. Fuel Marker Test Method

As discussed in section V.E above, today's rule requires the use of SY-124 at a concentration of 6mg/L in heating oil beginning in 2007, and in 500 ppm sulfur LM diesel fuel produced by a refiner or importer from 2010 through 2012, except for such fuels that used in the Northeast/Mid-Atlantic Area and Alaska. There is currently no industry standard test procedure to quantify the presence of SY-124 in distillate fuels. The most commonly accepted method is based on the chemical extraction of the SY-124 using hydrochloric acid solution and cyclohexane, and the subsequent evaluation of the extract using a visual spectrometer to determine the concentration of the marker.¹⁸³ This test is inexpensive and easy to use for field inspections. However, the test involves reagents that require some safety precautions and the small amount of fuel required in the test must be disposed of as hazardous waste. Commenters expressed concerns about

¹⁷⁹ Terminals that manufacture 500 ppm diesel fuel by blending 15 ppm and high sulfur fuel are treated as a refiner under today's rule. They must also comply with all applicable designate and track requirements, anti-downgrading provisions, and the other applicable requirements in today's rule (*see* section IV.D of today's preamble).

¹⁸⁰ We do not expect that there will be sufficient demand for 500 ppm sulfur LM diesel fuel produced by refiners or importers to justify its shipment by pipeline after 2010.

¹⁸¹ Phone conversation between Carl Dalton and Rick Stiff, IRS and Jeff Herzog and Paul Machiele, EPA, February 19, 2004.

¹⁸² *Ibid.*

¹⁸³ Memorandum to the docket entitled "Use of a Visible Spectrometer Based Test Method in Detecting the Presence and Determining the Concentration of Solvent Yellow 124 in Diesel Fuel."

the use of a test procedure which involves a hazardous reagent (hydrochloric acid) and which generates a waste product that must be disposed of as hazardous waste. Nevertheless, we continue to believe that such safety concerns are manageable here in the U.S. just as they are in Europe and that the small amount of waste generated can be handled along with other similar waste generated by the company conducting the test, and that the associated effort and costs will be negligible.

Changes made in today's final rule from the proposal will mean that few parties in industry will need to test for the marker, thereby minimizing concerns about the burden of such testing. Much of the testing for the fuel marker that was envisioned by industry was associated with detecting marker contamination in other fuels. By moving the required point of marker addition downstream to the terminal, today's rule virtually eliminates these concerns. Where such concerns continue to exist, the presence of the red dye will provide a visual means of detecting marker contamination.¹⁸⁴ Therefore, we expect that the instances where parties will need to test for marker contamination will be rare. Also, the Northeast/Mid-Atlantic Area provisions finalized in today's rule will exempt the vast majority of heating oil used in the U.S. from the marker requirement. Based on the above discussion, we believe that the vast majority of testing for the presence of the fuel marker that will be conducted will be that by EPA for enforcement purposes.

Similar to the approach proposed regarding the measurement of fuel sulfur content discussed in section V.H above, we are finalizing a performance-based procedure to measure the concentration of SY-124 in distillate fuel. Section V.H above describes our rationale for finalizing performance-based test procedures. Under the performance-based approach, a given test method can be approved for use in a specific laboratory or for field testing by meeting certain precision and accuracy criteria. Properly selected precision and accuracy values allow multiple methods and multiple commercially available instruments to be approved, thus providing greater flexibility in method and instrument selection while also encouraging the development and use of better methods and instrumentation in the future. For example, we are hopeful that with more time and effort a simpler test can be

developed for SY-124 that can avoid the use of reagents and the generation of hazardous waste that is by product of the current commonly accepted method.

Under the performance criteria approach, methods developed by consensus bodies as well as methods not yet approved by a consensus body will qualify for approval provided they meet the specified performance criteria as well as the record-keeping and reporting requirements for quality control purposes. There is no designated marker test method.

1. How Can a Given Marker Test Method Be Approved?

A marker test method can be approved for use under today's program by meeting certain precision and accuracy criteria. Approval will apply on a laboratory/facility-specific basis. If a company chooses to employ more than one laboratory for fuel marker testing purposes, then each laboratory will have to separately seek approval for each method it intends to use. Likewise, if a laboratory chooses to use more than one marker test method, then each method will have to be approved separately. Separate approval will not be necessary for individual operators or laboratory instruments within a given laboratory facility. The method will be approved for use by that laboratory as long as appropriate quality control procedures were followed.

In developing the precision and accuracy criteria for the sulfur test method, EPA drew upon the results of an inter-laboratory study conducted by the American Society for Testing and Materials (ASTM) to support ASTM's standardization of the sulfur test method. Unfortunately, there has not been sufficient time for industry to standardize the test procedure used to measure the concentration of SY-124 in distillate fuels or to conduct an inter-laboratory study regarding the variability of the method. Nevertheless, the European Union has been successful in implementing its marker requirement while relying on the marker test procedures which are currently available, as noted above. We used, the most commonly used marker test procedure to establish the precision and accuracy criteria on which a marker test procedure would be approved under the today's rule.¹⁸⁵

There has been substantial experience in the use of this reference market test method since the August 2002 effective

date of the European Union's marker requirement. However, EPA is aware of only limited summary data on the variability of the reference test method from a manufacturer of the visible spectrometer apparatus used in the testing.¹⁸⁶ The stated resolution of the test method from the materials provided by this equipment manufacturer is 0.1 mg/L, with a repeatability of plus or minus 0.08 mg/L and a reproducibility of plus or minus 0.2 mg/L.¹⁸⁷ Given the lack of more extensive data, we have decided to use these available data as the basis of the precision and accuracy criteria for the marker test procedure under today's rule (as discussed below). EPA may initiate a review of the precision and accuracy criteria finalized in today's rule should additional test data become available.

Using a similar methodology to that employed in deriving the sulfur test procedure precision value results in a precision value for the marker test procedure of 0.043 mg/L (see section V.H).¹⁸⁸ However, we are concerned that the use of this precision value, because it is based on very limited data, might preclude the acceptability of test procedures that would be adequate for the intended regulatory use. In addition, the lowest measurement of marker concentration that will have relevance under the regulations is 0.1 mg per liter. Consequently, today's rule requires that the precision of a marker test procedure will need to be less than 0.1 mg/L for it to qualify.

To demonstrate the accuracy of a given test method, a laboratory facility will be required to perform 10 repeat tests, the mean of which can not deviate from the Accepted Reference Value (ARV) of the standard by more than 0.05 mg/L. We believe that this accuracy level is not overly restrictive, while being sufficiently protective considering that the lowest marker level of

¹⁸⁶ Technical Data on Fuel/Dye/Marker & Color Analyzers, as downloaded from the Petroleum Analyzer Company L.P. Web site at http://www.petroleum-analyzer.com/product/PetroSpec/lit_pspec/DTcolor.pdf.

¹⁸⁷ Repeatability and reproducibility are terms related to test variability. ASTM defines repeatability as the difference between successive results obtained by the same operator with the same apparatus under constant operating conditions on identical test materials that would, in the long run, in the normal and correct operation of the test method be exceeded only in one case in 20. Reproducibility is defined by ASTM as the difference between two single and independent results obtained by different operators working in different laboratories on identical material that would, in the long run, be exceeded only in one case in twenty.

¹⁸⁸ See section V.H of this proposal for a discussion of the methodology used in deriving the proposed precision and accuracy values for the sulfur test method.

¹⁸⁴ Today's rule requires that red dye be present in heating oil which contains the marker.

¹⁸⁵ Memorandum to the docket entitled "Use of a Visible Spectrometer Based Test Method in Detecting the Presence and Determining the Concentration of Solvent Yellow 124 in Diesel Fuel."

regulatory significance would be 0.1 mg/L. Ten tests will be required using each of two different marker standards, one in the range of 0.1 to 1 mg/L and the other in the range of 4 to 10 mg/L of SY-124. Therefore, a minimum of 20 total tests will be required for sufficient demonstration of accuracy for a given marker test method at a given laboratory facility. Finally, any known interferences for a given test method will have to be mitigated. These tests must be performed using commercially available SY-124 standards. Since the European Union's marker requirement will have been in effect for nearly 5 years by the implementation date of today's marker, we believe that such standards will be available by the implementation date for today's rule.

These requirements are not overly burdensome. To the contrary, these requirements are equivalent to what a laboratory would do during the normal start up procedure for a given test method. In addition, we believe the performance based approach finalized in today's rule will allow regulated entities to know that they are measuring fuel marker levels accurately and within reasonable site reproducibility limits.

2. What Information Would Have To Be Reported to the Agency?

As noted above, the European Union's (EU) marker requirement will have been in effect for nearly five years prior to the effective date for the proposed marker requirements and we expect the EU requirement to continue indefinitely. Thus, we anticipate that the European testing standards community will likely have standardized a test procedure to measure the concentration of SY-124 in distillate fuels prior to the implementation of the marker requirement in today's final rule. The United States testing standards community may also enact such a standardized test procedure. To the extent that marker test methods that have already been approved by a voluntary consensus standards body¹⁸⁹ (VCSB), such as the International Standards Organization (ISO) or the American Society for Testing and Materials (ASTM), each laboratory facility would be required to report to the Agency the precision and accuracy results as described above for each method for which it is seeking approval. Such submissions to EPA, as described elsewhere, will be subject to the Agency's review for 30 days, and the

method will be considered approved in the absence of EPA comment. Laboratory facilities are required to retain the fuel samples used for precision and accuracy demonstration for 30 days.

For test methods that have not been approved by a VCSB, full test method documentation, including a description of the technology/instrumentation that makes the method functional, as well as subsequent EPA approval of the method is also required. These submissions are subject to the Agency's review for 90 days, and the method will be considered approved in the absence of EPA comment. Submission of VCSB methods is not required since they are available in the public domain. In addition, industry and the Agency will likely have had substantial experience with such methods.

To assist the Agency in determining the performance of a given marker test method (non-VCSB methods, in particular), we reserve the right to send samples of commercially available fuel to laboratories for evaluation. Such samples are intended for situations in which the Agency has concerns regarding a test method and, in particular, its ability to measure the marker content of a random commercially available diesel fuel. Laboratory facilities are required to report the results from tests on this material to the Agency.

G. Requirements for Recordkeeping, Reporting, and PTDs

1. Registration Requirements

As discussed in section IV.D, by December 31, 2005, or six months prior to handling fuels subject to the designation requirements of today's rule, each entity in the fuel distribution system, up through and including the point where fuel is loaded onto trucks for distribution to retailers or wholesale purchaser-consumers, must register each of its facilities with EPA.

An entity's registration must include the following information:

- Corporate name and address
- Contact name, telephone number, and e-mail address
- For each facility operated by the entity:
 - Type of facility (e.g. refinery, import facility, pipeline, terminal)
 - Facility name
 - Physical location
 - Contact name, telephone number, and e-mail address

2. Applications for Small Refiner Status

An application of a refiner for small refiner status must be submitted to EPA

by December 31, 2004 and shall include the following information:

- The name and address of each location at which any employee of the company, including any parent companies, subsidiaries, or joint venture partners¹⁹⁰ worked from January 1, 2002 until January 1, 2003;
- The average number of employees at each location, based on the number of employees for each of the company's pay periods from January 1, 2002 until January 1, 2003;
- The type of business activities carried out at each location; and
- The total crude oil refining capacity of the corporation. We define total capacity as the sum of all individual refinery capacities for multiple-refinery companies, including any and all subsidiaries, and joint venture partners as reported to the Energy Information Administration (EIA) for 2002, or in the case of foreign refiners, a comparable reputable source, such as professional publication or trade journal.¹⁹¹ Refiners do not need to include crude oil capacity used in 2002 through a lease agreement with another refiner in which it has no ownership interest.

The crude oil capacity information reported to the EIA is presumed to be correct. However, in cases where a company disputes this information, we will allow 60 days after the company submits its application for small refiner status for that company to petition us with detailed data it believes shows that the EIA's data was in error. We will consider this data in making a final determination about the refiner's crude oil capacity.

Finally, applications for small refiner status must also include information on which small refiner option the refiner expects to use at each of its refineries.

3. Applications for Refiner Hardship Relief

As discussed above in section IV.C, a refiner seeking general hardship relief under today's program will apply to EPA and provide several types of financial and technical information, such as internal cash flow data and information on bank loans, bonds, and assets as well as detailed engineering and construction plans and permit status. Applications for general hardship relief are due June 1, 2005.

¹⁹⁰ "Subsidiary" here covers entities of which the parent company has 50 percent or greater ownership.

¹⁹¹ We will evaluate each foreign refiner's documentation of crude oil capacity on an individual basis.

¹⁸⁹ These are standard-setting organizations, like ASTM, and ISO that have broad representation of all interested stakeholders and make decisions by consensus.

4. Pre-Compliance Reports for Refiners

We believe that an early general understanding of the refining industry's progress in complying with the requirements in today's rule will be valuable to both the industry and EPA. As with the highway diesel program, we are requiring that each refiner and importer provide annual reports on the progress of compliance and plans for compliance for each of their refineries or import facilities. These pre-compliance reports are due June 1 of each year beginning in 2005 and continuing through 2011, or until the production of 15 ppm sulfur NR and LM diesel fuel commences, whichever is later.

EPA will maintain the confidentiality of information submitted in pre-compliance reports to the full extent authorized by law. We will report generalized summaries of this data following receipt of the pre-compliance reports. We recognize that plans may change for many refiners or importers as the compliance dates approach. Thus, submission of the reports will not impose an obligation to follow through on plans projected in the reports.

Pre-compliance reports can, at the discretion of the refiner/importer, be submitted in conjunction with the annual compliance reports discussed below and/or the pre-compliance and annual compliance reports required under the highway diesel program, as long as all of the information that is required in all reports is clearly provided. Based on experience with the first pre-compliance reports for the highway diesel program, we are clarifying the information request for the pre-compliance reports as shown below. This should provide responses in a more standardized format which will allow for better aggregation of the data, as well as eliminate reporting of unnecessary information.

Pre-compliance reports must include the following information:

- Any changes in the basic corporate or facility information since registration;
- Estimates of the average daily volumes (in gallons) of each sulfur grade of highway and NRLM diesel fuel produced (or imported) at each refinery (or facility). These volume estimates must be provided both for fuel produced from crude oil, as well as any fuel produced from other sources, and must be provided for the periods of June 1, 2010–December 31, 2010, calendar years 2011–13, January 1, 2014–May 31, 2014, and June 1, 2014–December 31, 2014;
- For entities expecting to participate in the credit program, estimates of

numbers of credits to be earned and/or used;

- Information on project schedule by known or projected completion date (by quarter) by the stage of the project. For example, following the five project phases described in EPA's June 2002 Highway Diesel Progress Review report (EPA420-R-02-016): (1) Strategic planning, (2) planning and front-end engineering, (3) detailed engineering and permitting, (4) procurement and construction, and (5) commissioning and startup.

- Basic information regarding the selected technology pathway for compliance (e.g., conventional hydrotreating vs other technologies, revamp vs grassroots, etc.);
- Whether capital commitments have been made or are projected to be made; and

- The pre-compliance reports in 2006 and later years must provide an update of the progress in each of these areas.

5. Compliance Reports for Refiners, Importers, and Distributors of Designated Diesel Fuel

a. Designate and Track Reporting Requirements

i. Quarterly Reports

From June 1, 2007 and through September 1, 2010, all entities who are required to maintain records must report the following information by facility to EPA on a quarterly basis:

- The total volume in gallons of each type of designated diesel fuel for which custody was transferred by the entity to any other entity, and the EPA entity and facility identification number(s), as applicable, of the transferee; and
- The total volume in gallons of each type of designated diesel fuel for which custody was received by the entity from any other entity and the EPA entity and facility identification number(s), as applicable, of the transferor.

If a facility receives fuel from another facility that does not have an EPA facility identification number then that batch of fuel must be designated and reported as (1) heating oil if it is marked, (2) highway diesel fuel if taxes have been assessed, (3) NRLM diesel fuel if the fuel is dyed but not marked.

Terminals must also report the results of all compliance calculations including the following:

- The total volumes received of each fuel designation required to be reported over the quarterly compliance period;
- The total volumes transferred of each fuel designation required to be reported over the quarterly compliance period;
- Beginning and ending inventories of each fuel designation required to be

reported over the quarterly compliance period;

- Calculations showing that the volume of highway diesel fuel distributed from the facility relative to the volume received did not increase since June 1, 2007; and
- Calculations showing that the volume of high sulfur NRLM diesel fuel did not increase by a greater proportion than the volume of heating oil over the quarterly compliance period (not applicable in the Northeast/Mid-Atlantic Area or Alaska).

The quarterly compliance periods and dates by which the reports are due for each period are as follows.

TABLE V.G-1. QUARTERLY COMPLIANCE PERIODS AND REPORTING DATES^a

Quarterly compliance period	Report due date
July 1 through September 30.	November 30.
October 1 through December 31.	February 28.
January 1 through March 31.	May 31.
April 1 through June 30	August 31.

Notes: ^aThe first quarterly reporting period will be from June 1, 2007 through September 30, 2007 and the last quarterly compliance period will be from April 1, 2010 through May 31, 2010.

ii. Annual Reports

Beginning June 1, 2007, all entities that are required to maintain records for batches of fuel must report by facility on an annual basis (due August 31) information on the total volumes received of each fuel designation as well as the results of all compliance calculations including the following:

- The total volumes transferred of each fuel designation;
- Beginning and ending inventories of each fuel designation;
- In Alaska, for diesel fuel designated as high sulfur NRLM delivered from June 1, 2007 through May 31, 2010 and for diesel fuel designated as 500 ppm sulfur NRLM delivered from June 1, 2010 through May 31, 2014, refiners must report all information required under their individual compliance plan, including the end-users to whom each batch of fuel was delivered and the total delivered to each end-user for the compliance period;
- Ending with the report due August 31, 2010, calculations showing that the volume of highway diesel fuel distributed from the facility relative to the volume received did not increase since June 1, 2007;

- Ending with the report due August 31, 2010, calculations showing that the volume of highway diesel fuel distributed from the facility relative to new volume received did not increase over the annual compliance period by more than two percent of the total volume of highway diesel fuel received;

- Ending with the report due August 31, 2010, calculations showing that the volume of high sulfur NRLM diesel fuel did not increase by a greater proportion than the volume of heating oil over the annual compliance period (not applicable in the Northeast/Mid-Atlantic Area or Alaska);

- Calculations showing that the volume of heating oil did not decrease over the annual compliance period, beginning June 1, 2010 (not applicable in the Northeast/Mid-Atlantic Area or Alaska); and

- From June 1, 2010 through August 1, 2012, calculations showing that the volume of 500 ppm sulfur NR diesel fuel did not increase by a greater proportion than the volume of 500 ppm sulfur LM diesel fuel over the annual compliance period (not applicable in the Northeast/Mid-Atlantic Area and Alaska).

b. Other Reporting Requirements

After the NRLM diesel fuel sulfur requirements begin on June 1, 2007, refiners and importers will be required to submit annual compliance reports for each refinery or import facility. If a refiner produces 15 ppm sulfur or 500 ppm sulfur fuel early under the credit provisions, its annual compliance reporting requirement will begin on June 1 following the beginning of the early fuel production. These reporting requirements will sunset after all flexibility provisions end (*i.e.*, after May 31, 2014). Annual compliance reports will be due on August 31.

A refiner's or importer's annual compliance report must include the following information for each of its facilities:

- Batch reports for each batch produced or imported providing information regarding volume, designation (*e.g.*, 500 highway), sulfur level and whether the fuel was dyed and/or marked. Each batch can only have one designation. Therefore, if a refiner ships 100 gallons of 500 ppm sulfur fuel in 2007 and wants to designate 50 gallons as highway 500 and 50 gallons as NR 500, the refiner must report two separate batches and there must be two PTDs—one for 50 gallons of highway 500 and one for 50 gallons of NR 500).

- Report on the generation, use, transfer and retirement of diesel sulfur

credits. Credit transfer information must include the identification of the number of credits obtained from, or transferred to, each entity. Reports must also show the credit balance at the start of the period, and the balance at the end of the period. NRLM or nonroad diesel sulfur credit information is required to be stated separately from highway diesel credit information since the two credit programs are treated separately.

- For a small refiner that elects to produce 15 ppm sulfur NRLM diesel fuel by June 1, 2006 and therefore is eligible for a limited relaxation in its interim small refiner gasoline sulfur standards, the annual reports must also include specific information on gasoline sulfur levels and progress toward highway and NRLM diesel fuel desulfurization.

6. PTDs

Refiners, importers, and other parties in the distribution system must provide information on commercial PTDs that identify diesel fuel distributed by use designation and sulfur content; *i.e.*, for use in or motor vehicles, nonroad equipment, locomotive and marine equipment, or nonroad, locomotive, and marine diesel equipment, as appropriate, and the sulfur standard to which the fuel is subject. The PTD must indicate whether the fuel is diesel fuel, heating oil, kerosene, exempt fuel, or other. It must further state whether it is No. 1 or No. 2, dyed or undyed, marked heating oil, marked LM fuel, or unmarked. The specific designations on PTDs will change during the course of the program. For example, the highway designation for 500 ppm sulfur fuel ends after 2010. Where a party delivers or receives a particular load of fuel that has a uniform sulfur content but that has two different designations, the parties must utilize two different PTDs. For example, if, in 2007 a refiner moves 1,000 gallons of 500 ppm sulfur diesel into a pipeline, and the refiner's designation is that half of that product is highway 500 and half is nonroad 500, the parties would utilize one PTD for 500 gallons of highway 500 ppm sulfur diesel fuel and another for 500 gallons of nonroad 500 diesel fuel.

As in other fuels programs, PTDs must accompany each transfer of either title or custody of fuel. However, only custody transfers are relevant to compliance with the designation and tracking requirements and the downgrade limitations, and transfers to retail outlets and wholesale purchaser-consumers of fuel by distributors below the truck rack are not covered by the designate and track scheme. Therefore, the PTDs for these non-designate and

track transfers are somewhat more straightforward.

We believe this additional information on commercial PTDs is necessary to maintain the integrity of the various grades of diesel fuel in the distribution system. Parties in the system will be better able to identify which type of fuel they are dealing with and more effectively ensure that they are meeting the requirements of today's program. This in turn will help to ensure that misfueling of sulfur sensitive engines does not occur and that the program results in the needed emission reductions.

Today's rule allows the use of product codes to convey the required information, except for transfers to truck carriers, retailers and wholesale purchaser-consumers. We believe that more explicit language on PTDs to these parties is necessary since employees of such parties are less likely to be aware of the meaning of product codes. PTDs will not be required for transfers of product into nonroad, locomotive, or marine equipment at retail outlets or wholesale purchaser-consumer facilities with the exception of mobile refuelers. Mobile refuelers are required to provide a separate PTD to their customers for each type of fuel (*e.g.*, 500 ppm sulfur NRLM diesel fuel, 15 ppm sulfur NRLM diesel fuel, or 15 ppm highway diesel fuel) that they dispense from tanker trucks or other vessels into motor vehicles, nonroad diesel engines or nonroad diesel engine equipment, for each instance when they refuel such equipment at a given location.¹⁹²

a. Kerosene and Other Distillates To Reduce Viscosity

To ensure that downstream parties can determine the sulfur level of kerosene or other distillates that may be distributed for use for blending into 15 ppm sulfur highway or NRLM diesel fuel, for example, to reduce viscosity in cold weather, we are requiring that PTDs identify distillates specifically distributed for such use as meeting the 15 ppm sulfur standard.

b. Exported Fuel

Consistent with other EPA fuel programs, NRLM diesel fuel exported from the U.S. is not required to meet the sulfur standards of today's regulations. For example, where a refiner designates a batch of diesel fuel for export, and can demonstrate through commercial documents that the fuel was exported, such fuel would not be required to

¹⁹² Only one PTD is required for each fuel designation or classification regardless of the number of motor vehicles or the number of diesel-powered NRLM equipment that are fueled.

comply with the NRLM sulfur standards in today's rule. Product transfer documents accompanying the transfer of custody of the fuel at each point in the distribution system are required to state that the fuel is for export only and may not be used in the United States.

c. Additives

Today's rule requires that PTDs for additives for use in NRLM diesel fuel state whether the additive complies with the 15 ppm sulfur standard. Like the highway diesel rule, this program allows the sale of additives, for use by fuel terminals or other parties in the diesel fuel distribution system, that have a sulfur content greater than 15 ppm under specified conditions.

For additives that have a sulfur content less than 15 ppm, the PTD must state: "The sulfur content of this additive does not exceed 15 ppm." For additives that have a sulfur content greater than 15 ppm, the additive manufacturer's PTD, and PTDs accompanying all subsequent transfers, must provide a warning that the additive's sulfur content exceeds 15 ppm; the maximum sulfur content of the additive; the maximum recommended concentration for use of the additive in diesel fuel (stated as gallon of additive per gallon of diesel fuel); and the increase in sulfur concentration of the fuel the additive will cause when used at the maximum recommended concentration.

Today's rule contains provisions for aftermarket additives sold to owner/operators for use in diesel powered nonroad equipment. These provisions are in response to concerns that additives designed for engines not requiring 15 ppm sulfur fuel, such as locomotive or marine engines, could accidentally be introduced into nonroad engines if they had no label stating appropriate use. Beginning June 1, 2010, aftermarket additives for use in nonroad equipment must be accompanied by information that states that the additive complies with the 15 ppm sulfur standard. We believe this information is necessary for end users to determine if an additive is appropriate for use.

7. Recordkeeping Requirements for Refiners and Importers

Refiners and importers of distillate fuel must maintain the following designate and track records for the distillate fuel they produce and/or import. The specific types of distillate fuel that are subject to these recordkeeping requirements are

described below for the various periods of the program.¹⁹³

- Batch number (including whether it is an incoming or out-going batch for refineries that also handle previously designated fuel);
- Batch designation;
- Volume in gallons;
- Date/time of day of custody transfer; and
- Name and EPA entity and facility identification number of the facility to which the batch was transferred.

For highway diesel fuel, the records must also identify whether the batch was received or delivered with or without taxes assessed. For NRLM diesel fuel, the records must also identify whether the batch was received or delivered with or without the IRS red dye. For heating oil, the records must indicate whether the batch was received or delivered with or without the fuel marker. From June 1, 2010, through May 31, 2012, the records for LM fuel batches must also indicate whether the batch was received or delivered with or without the fuel marker.

In addition to the designate and track records, refiners and importers must maintain the following records on the highway and NRLM diesel fuel that they produce and/or import:

- PTDs;
- Sampling and testing results for sulfur content (for highway and NRLM diesel fuel that is subject to either the 15 ppm or 500 ppm sulfur standards), as well as sampling and testing results that are part of a quality assurance program;
- Sampling and testing results for the cetane index or aromatics content, as well as sampling and testing results for additives;
- Records on credit generation, use, transfer, purchase, or termination, maintained separately for the highway and NRLM diesel fuel credit programs; and
- Records related to individual compliance plans, if applicable, and annual compliance calculations.

a. June 1, 2006 through May 31, 2007

Refiners and importers must maintain the records listed above for each batch of diesel fuel that they designate and transfer custody of during the time period from June 1, 2006 through May 31, 2007, with the following fuel types:

- No. 1 15 ppm sulfur highway diesel fuel;
- No. 2 15 ppm sulfur highway diesel fuel;

- 15 ppm sulfur NRLM diesel fuel;
- No. 1 500 ppm sulfur highway diesel fuel;
- No. 2 500 ppm sulfur highway diesel fuel; or
- 500 ppm sulfur NRLM diesel fuel.

b. June 1, 2007 Through May 31, 2010

Refiners and importers must maintain the records listed above for each batch of distillate fuel that they designate and transfer custody of during the time period from June 1, 2007 through May 31, 2010 with the following fuel types:

- No. 1 15 ppm sulfur highway diesel fuel;
- No. 2 15 ppm sulfur highway diesel fuel;
- 15 ppm sulfur NRLM diesel fuel;
- No. 1 500 ppm sulfur highway diesel fuel;
- No. 2 500 ppm sulfur highway diesel fuel; or
- 500 ppm sulfur NRLM diesel fuel;
- High sulfur NRLM diesel fuel; or
- Heating oil.

c. June 1, 2010 Through May 31, 2012

Refiners and importers must maintain the records listed above for each batch of diesel fuel that they designate and transfer custody of during the time period from June 1, 2010 through May 31, 2012, with the following fuel types:

- 500 ppm sulfur NR diesel fuel;
- 500 ppm sulfur LM diesel fuel; or
- Heating oil.

d. June 1, 2012 Through May 31, 2014

Refiners and importers must maintain the records listed above for each batch of distillate fuel that they transfer custody of and designate during the time period from June 1, 2012 through May 31, 2014 with the following fuel types:

- 15 ppm sulfur highway or NRLM diesel fuel;
- 500 ppm sulfur NRLM diesel fuel; or
- Heating oil.

d. June 1, 2014 and Beyond

Refiners and importers must maintain the records listed above for each batch of heating oil that they transfer custody of and designate during the time period from June 1, 2014 and beyond.

8. Recordkeeping Requirements for Distributors

Distributors of distillate fuel must maintain the following designate and track records on a facility-specific basis for the distillate fuel they distribute. The specific distillate fuel designations that are subject to these recordkeeping requirements are described below for the various periods of the program.

¹⁹³ Transmix processors and terminal operators acting as refiners that produce 500 ppm sulfur diesel fuel for sale into the locomotive and marine markets are also subject to the recordkeeping requirements.

- Batch number (including whether it is an incoming or out-going batch);
- Batch designation;
- Volume in gallons;
- Date/time of day of custody transfer;

• Name and EPA entity and facility identification number of the facility from which the fuel batch was received or to which the fuel batch was delivered;

- Beginning and ending inventory volumes on a quarterly basis; and
- Inventory adjustments.

For highway diesel fuel, the records must also identify whether the batch was received or delivered with or without taxes assessed. For NRLM diesel fuel, the records must also identify whether the batch was received or delivered with or without the IRS red dye. For heating oil, the records must indicate whether the batch was received or delivered with or without the fuel marker. From June 1, 2010, through October 1, 2012, the records must indicate whether LM fuel was received or delivered with or without the fuel marker.¹⁹⁴ In addition to these designate and track records, distributors will be required to maintain records related to their quarterly and annual compliance calculations as well as copies of all PTDs.

If a facility receives fuel from another facility that does not have an EPA facility identification number then that batch of fuel must be designated as (1) heating oil if it is marked, or from 2010 through 2012, LM diesel fuel if the fuel is dyed and marked and is not heating oil (2) highway diesel fuel if taxes have been assessed, and (3) NRLM diesel fuel if the fuel is dyed but not marked.

If a facility delivers fuel to other facilities and that fuel is either 500 ppm sulfur highway diesel fuel on which taxes have been assessed or 500 ppm sulfur NRLM, or LM diesel fuel into which red dye has been added pursuant to IRS requirements, then the facility does not need to maintain separate records for each of the other facilities to which it delivered fuel. Similarly, if a facility delivers batches of marked heating oil to other facilities, then it does not need to maintain separate records for each of the other facilities to which it delivered the marked heating oil. If a facility only receives marked heating oil (*i.e.*, it does not receive any unmarked heating oil), then it does not need to maintain any heating oil

records. Similarly, if a facility only receives highway diesel fuel on which taxes have been assessed or NRLM diesel fuel which has been dyed pursuant to IRS regulations (*i.e.*, it does not receive any untaxed highway diesel fuel or undyed NRLM diesel fuel), then it does not need to maintain records of the 500 ppm sulfur highway or NRLM diesel fuel that it receives.

a. June 1, 2006 Through May 31, 2007

Facilities that receive No. 2 15 ppm sulfur highway diesel fuel and distribute any No. 2 500 ppm sulfur highway diesel fuel, must maintain records for each batch of diesel fuel with the following designations that they receive or deliver during the time period from June 1, 2006 through May 31, 2007:

- No. 1 15 ppm sulfur highway diesel fuel;
- No. 2 15 ppm sulfur highway diesel fuel;
- No. 2 500 ppm sulfur highway diesel fuel; and
- 500 ppm sulfur NRLM diesel fuel.

b. June 1, 2007 Through May 31, 2010

All facilities must maintain records for each batch of diesel fuel or heating oil with the following designations for which they receive or transfer custody during the time period from June 1, 2007 through May 31, 2010:

- No. 1 15 ppm sulfur highway diesel fuel;
- No. 2 15 ppm sulfur highway diesel fuel;
- No. 1 500 ppm sulfur highway diesel fuel;
- No. 2 500 ppm sulfur highway diesel fuel;
- 500 ppm sulfur NRLM diesel fuel;
- 15 ppm sulfur NRLM diesel fuel;
- High sulfur NRLM diesel fuel; and
- Heating oil.

c. June 1, 2010 Through May 31, 2012

All facilities must maintain records for each batch of diesel fuel or heating oil with the following designations for which they receive or transfer custody during the time period from June 1, 2007 through May 31, 2012. This requirement does not apply to facilities located in the Northeast/Mid-Atlantic Area or Alaska.

- 500 ppm sulfur NR diesel fuel;
- 500 ppm sulfur LM diesel fuel; or
- Heating oil.

d. June 1, 2012 Through May 31, 2014

Facilities that receive unmarked fuel designated as heating oil, must maintain records for each batch of diesel fuel with the following designations that they receive or deliver during the time

period from June 1, 2012 through May 31, 2014. This requirement does not apply to facilities located in Alaska or the Northeast/Mid-Atlantic Area unless they deliver marked heating oil to facilities outside of these areas.

- 500 ppm sulfur NRLM diesel fuel; and
- Heating oil.

9. Recordkeeping Requirements for End-Users

Today's program also contains certain recordkeeping provisions for end-users. From June 1, 2007 through October 1, 2010, end-users that receive any batch of high sulfur NRLM in Alaska must maintain records of each batch of fuel received for use in NRLM equipment unless otherwise allowed by EPA. From June 1, 2010 through October 1, 2012, end-users that receive any batch of 500 ppm sulfur NR in Alaska must maintain records of each batch of fuel received for use in NR equipment unless otherwise allowed by EPA. In addition, from June 1, 2012 through October 1, 2014, end-users that receive any batch of 500 ppm sulfur NRLM in Alaska must maintain records of each batch of fuel received for use in NRLM equipment unless otherwise allowed by EPA.

10. Record Retention

We are adopting a retention period of five years for all records required to be kept under today's rule. This is the same period of time required in other fuels rules, and it coincides with the applicable statute of limitations. We believe that most parties in the distribution system would maintain some or all of these records for this length of time even without the requirement.

This retention period applies to PTDs, records required under the designate and track provisions, records of any test results performed by any regulated party for quality assurance purposes or otherwise (whether or not such testing was required by this rule), along with supporting documentation such as date of sampling and testing, batch number, tank number, and volume of product. Business records regarding actions taken in response to any violations discovered must also be maintained for five years.

All records that are required to be maintained by refiners or importers participating in the generation or use of credits, hardship options (or by importers of diesel fuel produced by a foreign refiner approved for the temporary compliance option or a hardship option), including small refiner options, are also covered by the retention period.

¹⁹⁴ After August 1, 2012, LM fuel distributed from terminals must contain a concentration of the marker no greater than 0.1 mg/L. After October 1, 2012, LM fuel at any location in the fuel distribution system must contain no more than a trace amount of the marker (0.1 mg/L).

H. Liability and Penalty Provisions for Noncompliance

1. General

The liability and penalty provisions of the today's NRLM diesel sulfur rule are very similar to the liability and penalty provisions found in the highway diesel sulfur rule, the gasoline sulfur rule, the reformulated gasoline rule and other EPA fuels regulations.¹⁹⁵ Regulated parties are subject to prohibitions which are typical in EPA fuels regulations, such as prohibitions on selling or distributing fuel that does not comply with the applicable standard, and causing others to commit prohibited acts. For example, liability will also arise under the NRLM diesel rule for violating certain prohibited acts and requirements, such as: Distributing or dispensing NR diesel fuel not meeting the 15 ppm sulfur standard for use in model year 2011 or later nonroad equipment (and after Dec 1, 2014 into any nonroad diesel equipment); distributing or dispensing diesel fuel not meeting the 500 ppm sulfur standard for locomotive and marine engines; distributing fuel containing the marker for use in engines that require the use of fuel that does not contain the marker; prohibitions and requirements under the designate and track provisions in today's rule, including specific prohibitions and requirements regarding fuel produced or distributed in the Northeast/Mid-Atlantic Area or in Alaska.¹⁹⁶

Small refiners and refiners using credits can produce high sulfur NRLM

when NRLM would otherwise be required to meet a 500 ppm sulfur standard, and can produce 500 ppm sulfur NR or LM diesel fuel when nonroad or LM diesel fuel would otherwise be required to meet a 15 ppm sulfur standard. A refiner that produces fuel under the small refiner and credit provisions would be in violation unless they can demonstrate that they meet the definition of a small refiner or have sufficient credits for the volume of fuel produced. All regulated parties will be liable for a failure to meet certain requirements, such as the record-keeping, reporting, or PTD requirements, or causing others to fail to meet such requirements.

Under today's rule, the party in the diesel fuel distribution system that controls the facility where a violation occurred, and other parties in that fuel distribution system (such as the refiner, reseller, and distributor), will be presumed to be liable for the violation.¹⁹⁷ As in the Tier 2 gasoline sulfur rule and the highway diesel fuel rule, today's rule explicitly prohibits causing another person to commit a prohibited act or causing non-conforming diesel fuel to be in the distribution system. Non-conforming fuels include: (1) Diesel fuel with sulfur content above 15 ppm incorrectly represented as appropriate for model year 2011 or later nonroad equipment or other engines requiring 15 ppm fuel; (2) diesel fuel with sulfur content above 500 ppm incorrectly represented as appropriate for nonroad equipment or locomotives or marine engines after the applicable date for the 500 ppm sulfur standard for these pieces of equipment; (3) heating oil that is required to contain the marker which does not, LM fuel which is required to contain the marker which does not, or other fuels that are required to be free of the marker in which the marker is present; (4) fuel designated or labeled as 500 ppm sulfur highway diesel fuel above and beyond the volume balance limitations; (5) fuel designated or labeled as NRLM above and beyond the volume balance limitations; or (6) fuels otherwise not complying with the requirements of this rule. Parties outside the diesel fuel distribution system, such as diesel additive manufacturers and distributors, are also subject to liability for those diesel rule violations which could have been caused by their conduct.

Today's rule also provides affirmative defenses for each party presumed liable for a violation, and all presumptions of

liability are rebuttable. In general, in order to rebut the presumption of liability, parties will be required to establish that: (1) The party did not cause the violation; (2) PTD(s) exist which establish that the fuel or diesel additive was in compliance while under the party's control; and (3) the party conducted a quality assurance sampling and testing program. As part of their affirmative defense diesel fuel refiners or importers, diesel fuel additive manufacturers, and blenders of high sulfur additives into diesel fuel, will also be required to provide test results establishing the conformity of the product prior to leaving that party's control. Blenders of static dissipater additives have alternative defense provisions as discussed in section V.C. Branded refiners have additional affirmative defense elements to establish. The defenses under the nonroad diesel sulfur rule are similar to those available to parties for violations of the highway diesel sulfur, reformulated gasoline, gasoline volatility, and the gasoline sulfur regulations. Today's rule also clarifies that parent corporations are liable for violations of subsidiaries, in a manner consistent with the gasoline sulfur rule and the highway diesel sulfur rule. Finally, the NRLM diesel sulfur rule mirrors the gasoline sulfur rule and the highway diesel sulfur rule by clarifying that each partner to a joint venture will be jointly and severally liable for the violations at the joint venture facility or by the joint venture operation.

As is the case with the other EPA fuels regulations, today's rule will apply the provisions of section 211(d)(1) of the Clean Air Act (Act) for the collection of penalties. These penalty provisions currently subject any person that violates any requirement or prohibition of the diesel sulfur rule to a civil penalty of up to \$32,500 for every day of each such violation and the amount of economic benefit or savings resulting from the violation.¹⁹⁸ A violation of a NRLM diesel sulfur standard will constitute a separate day of violation for each day the diesel fuel giving rise to the violation remains in the fuel distribution system. Under today's regulation, the length of time the diesel fuel in question remains in the distribution system is deemed to be twenty-five days unless there is evidence that the fuel remained in its distribution system a lesser or greater amount of time. This is the same time presumption that is incorporated in the

¹⁹⁵ See section 80.5 (penalties for fuels violations); section 80.23 (liability for lead violations); section 80.28 (liability for gasoline volatility violations); section 80.30 (liability for highway diesel violations); section 80.79 (liability for violation of RFG prohibited acts); section 80.80 (penalties for RFG/CG violations); section 80.395 (liability for gasoline sulfur violations); section 80.405 (penalties for gasoline sulfur regulations); and section 80.610–614 (prohibited acts, liability for violations, and penalties for highway diesel sulfur regulations).

¹⁹⁶ Today's rule, in 40 CFR 80.610, provides that no person shall, *inter alia*, "dispense, supply, offer for supply, store or transport * * *" fuel not in compliance with applicable standards and requirements starting on a certain date. These prohibitions apply at downstream locations such as retail outlets, wholesale purchaser-consumer facilities as well as end-user locations. The act of storage or transport refers to storage or transport in fuel storage tanks from which fuel is dispensed into motor vehicles or NRLM engines or equipment. It does not refer to storing or transporting the fuel that is in the motor vehicle propulsion tank or other tank that is incorporated in the NRLM equipment for the purpose of supplying the engine with fuel. While the prohibition against dispensing inappropriate fuels does apply as of the applicable date, the motor vehicle or NRLM engine or equipment may continue to burn any fuel in the motor vehicle fuel tank or NRLM equipment fuel tank that was properly dispensed into such tank.

¹⁹⁷ An additional type of liability, vicarious liability, is also imposed on branded refiners under today's rule.

¹⁹⁸ This limit is amended periodically pursuant to Congressional authority to change maximum civil penalties to account for inflation.

RFG, gasoline sulfur and highway diesel sulfur rules. The penalty provisions in today rule are also be similar to the penalty provisions for violations of these regulations.

EPA has included in today's rule two prohibitions for "causing" violations:

(1) Causing another to commit a violation; and (2) causing non-complying diesel fuel to be in the distribution system. These causation prohibitions are like similar prohibitions included in the gasoline sulfur and the highway diesel sulfur regulations, and, as discussed in the preamble to those rules, EPA believes they are consistent with EPA's implementation of prior motor vehicle fuel regulations. See the liability discussion in the preamble to the gasoline sulfur final rule, at 65 FR 6812 *et seq.*

The prohibition against causing another to commit a violation will apply where one party's violation is caused by the actions of another party. For example, EPA may conduct an inspection of a terminal and discover that the terminal is offering for sale nonroad diesel fuel designated as complying with the 15 ppm sulfur standard, while the fuel, in fact, had an actual sulfur content greater than the standard.¹⁹⁹ In this scenario, parties in the fuel distribution system, as well as parties in the distribution system of any diesel additive that had been blended into the fuel, will be presumed liable for causing the terminal to be in violation. Each party will have the right to present an affirmative defense to rebut this presumption.

The prohibition against causing non-compliant diesel fuel to be in the distribution system will apply, for example, if a refiner transfers non-compliant diesel fuel to a pipeline. This prohibition could encompass situations where evidence shows high sulfur diesel fuel was transferred from an upstream party in the distribution system, but EPA may not have test results to establish that parties downstream also violated a prohibited act with this fuel.

The Agency expects to enforce the liability scheme of the NRLM diesel sulfur rule in the same manner that we have enforced the similar liability schemes in our prior fuels regulations. As in other fuels programs, we will attempt to identify the party most responsible for causing the violation,

recognizing that party should primarily be liable for penalties for the violation.

2. What are the Liability Provisions for Additive Manufacturers and Distributors, and Parties That Blend Additives into Diesel Fuel?

a. General

The final highway diesel rule permits the blending of diesel fuel additives with sulfur content in excess of 15 ppm into 15 ppm highway diesel fuel under limited circumstances. As more fully discussed earlier in this preamble, this rule also permits downstream parties to blend fuel additives having a sulfur content exceeding 15 ppm into 15 ppm nonroad diesel, provided that: (1) The blending of the additive does not cause the diesel fuel's sulfur content to exceed the 15 ppm sulfur standard; (2) the additive is added in an amount no greater than one volume percent of the blended product; and (3) the downstream party obtained from its additive supplier a product transfer document ("PTD") with the additive's sulfur content and the recommended treatment rate, and that it complied with such treatment rate. As discussed in section V.C, today's rule includes alternate affirmative defense requirements for blenders of S-D additives that can contribute a maximum of 0.050 ppm to the sulfur content of finished fuel subject to the 15 ppm sulfur standard. Today's rule also implements these same alternate defense requirements regarding the blending of such additives into 15 ppm highway diesel fuel.

Since today's rule permits the limited use in nonroad diesel fuel of additives with high sulfur content, the Agency believes it might be more likely that a diesel fuel sulfur violation could be caused by the use of high sulfur additives. This could result from the additive manufacturer's misrepresentation or inaccurate statement of the additive's sulfur content or recommended treat rate on the additive's PTD, or an additive distributor's contamination of low sulfur additives with high sulfur additives during transportation. The increased probability that parties in the diesel additive distribution system could cause a violation of the sulfur standard warrants the imposition by the Agency of increased liability for such parties. Therefore, today's rule, like the final highway diesel rule, explicitly makes parties in the diesel additive distribution system liable for the sale of nonconforming diesel fuel additives, even if such additives have not yet been blended into diesel fuel. In addition,

today's rule imposes presumptive liability on parties in the additive distribution system if diesel fuel into which the additive has been blended is determined to have a sulfur level in excess of its permitted concentration. This presumptive liability will differ depending on whether the blended additive was designated as meeting the 15 ppm sulfur standard (a "15 ppm additive") or designated as a greater than 15 ppm sulfur additive (a "high sulfur additive"), as discussed below.

b. Liability When the Additive Is Designated as Complying with the 15 ppm Sulfur Standard

Additives blended into diesel fuel downstream of the refinery are required to have a sulfur content no greater than 15 ppm, and be accompanied by PTD(s) accurately identifying them as complying with the 15 ppm sulfur standard, with the sole exception of diesel additives blended into nonroad diesel fuel at a concentration no greater than one percent by volume of the blended fuel.

All parties in the fuel and additive distribution systems will be subject to presumptive liability if the blended fuel exceeds the sulfur standard. The two ppm downstream adjustment will apply when EPA tests the fuel subject to the 15 ppm sulfur standard. Low sulfur additives present a less significant threat to diesel fuel sulfur compliance than would occur with the use of additives designated as possibly exceeding 15 ppm sulfur. Thus, parties in the additive distribution system of the low sulfur additive could rebut the presumption of liability by showing the following: (1) Additive distributors will only be required to produce PTDs stating that the additive complies with the 15 ppm sulfur standard; (2) additive manufacturers are also be required to produce PTDs accurately indicating compliance with the regulatory requirements, as well as producing test results, or retained samples on which tests could be run, establishing the additive's compliance with the 15 ppm sulfur standard prior to leaving the manufacturer's control. Once they meet their defense to presumptive liability, these additive system parties will only be held responsible for the diesel fuel non-conformity in situations in which EPA can establish that the party actually caused the violation.

Under today's rule, parties in the diesel fuel distribution system will have the typical affirmative defenses of other fuels rules. For parties blending an additive into their diesel fuel, the requirement to maintain PTDs showing that the product complied with the

¹⁹⁹ At downstream locations the violation will occur if EPA's test result show a sulfur content of greater than 17 ppm, which takes into account the two ppm adjustment factor for testing reproducibility for downstream parties.

regulatory standards will necessarily include PTDs for the additive that was used, affirming the compliance of the additive and the fuel.

c. Liability When the Additive Is Designated as Having a Possible Sulfur Content Greater than 15 ppm

Under today's rule, a nonroad diesel fuel additive will be permitted to have a maximum sulfur content above 15 ppm if the blended fuel continues to meet the 15 ppm standard and the additive is used at a concentration no greater than one volume percent of the blended fuel. However, if nonroad diesel fuel containing that additive is found by EPA to have high sulfur content, then all the parties in both the additive and the fuel distribution chains will be presumed liable for causing the nonroad diesel fuel violation.

Since this type of high sulfur additive presents a much greater probability of causing diesel fuel non-compliance, parties in the additive's distribution system will have to satisfy an additional element to establish an affirmative defense. In addition to the elements of an affirmative defense described above, parties in the additive distribution system for such a high sulfur additive will also be required to establish that they did not cause the violation, an element of an affirmative defense that is typically required in EPA fuel programs to rebut presumptive liability.

Parties in the diesel fuel distribution system will essentially have to establish the same affirmative elements as in other fuels rules, with an addition comparable to the highway diesel rule. Blenders of high sulfur additives into 15 ppm sulfur nonroad diesel fuel, will have to establish a more rigorous quality control program than will exist without the addition of such a high sulfur additive. For additives other than static dissipater additives, to establish a defense to presumptive liability, the Agency has adopted the proposal to require test results establishing that the blended fuel was in compliance with the 15 ppm sulfur standard after being blended with the high sulfur additive. This additional defense element will be required as a safeguard to ensure nonroad diesel fuel compliance, since the blender has voluntarily chosen to use an additive which increases the risk of diesel fuel non-compliance.

An exception to this defense element is made for blenders of static dissipater additives, that are allowed by today's rule to contribute no more than 0.05 ppm to the sulfur content of a finished fuel subject to the 15 ppm sulfur standard. As discussed in section V.C.5, blenders of such additives may rely on

volume accounting reconciliation records in lieu of the requirement to sample and test each batch of fuel subject to the 15 ppm sulfur standard after the addition of an additive that exceeds the 15 ppm sulfur standard. Today's rule also implements these same alternate defense requirements regarding the blending of such additives into 15 ppm highway diesel fuel.

I. How Will Compliance With the Sulfur Standards Be Determined?

Today's rule provides that compliance with the sulfur standards and use requirements under today's rule can be determined by evaluating the designate and track records (discussed in section IV.D.) and other records, such as PTDs; by evaluating compliance with the fuel marker requirements discussed in section IV.D and V.E; and by sampling fuel and testing for sulfur content. Today's rule includes a requirement for refiners and importers to measure the sulfur content of every batch of NRLM fuel designated under the rule, using a testing methodology approved under the provisions discussed in section V.H of this preamble. In general, downstream parties must conduct only periodic sampling and testing as an element of a defense to presumptive liability (retailers are exempt from sampling and testing). Today's rule further provides that in determining compliance, any evidence from any source or location can be used to establish the diesel fuel sulfur level, provided that such evidence is relevant to whether the sulfur level would have met the applicable standard had compliance been determined using an approved test methodology. While the use of a non-approved test method might produce results relevant to determining sulfur content, this does not remove any liability for failing to conduct required batch testing using an approved test method. This is consistent with the approach taken under the gasoline sulfur rule and the highway diesel sulfur rule.

For example, the Agency might not have sulfur results derived from an approved test method for diesel fuel sold by a terminal, yet the terminal's own test results, based on testing using methods other than those approved under the regulations, could reliably show a violation of the sulfur standard. Under today's rule, evidence from the non-approved test method could be used to establish the diesel fuel's sulfur level that would have resulted if an approved test method had been conducted. This type of evidence is available for use by either the EPA or the regulated party, and could be used

to show either compliance or noncompliance. Similarly, absent the existence of sulfur test results using an approved method, commercial documents asserting the sulfur level of diesel fuel or additive could be used as some evidence of what the sulfur level of the fuel would be if the product would have been tested using an approved method.

The Agency believes that the same statutory authority for EPA to adopt the gasoline sulfur rule's evidentiary provisions, Clean Air Act section 211(c), provides appropriate authority for the evidentiary provisions of today's diesel sulfur rule. For a fuller explanation of this statutory authority, see the gasoline sulfur final rule preamble, 65 FR 6815, February 10, 2000.

VI. Program Costs and Benefits

In this section, we present the projected cost impacts and cost effectiveness of the nonroad Tier 4 emission standards and fuel sulfur requirements. We also present a benefit-cost analysis and an economic impact analysis. The benefit-cost analysis explores the net yearly economic benefits to society of the reduction in mobile source emissions likely to be achieved by this rulemaking. The economic impact analysis explores how the costs of the rule will likely be shared across the manufacturers and users of the engines, equipment and fuel that would be affected by the standards.

We revised our cost and benefit analysis to reflect the comments we received on our analysis. The fuel-related costs have been updated to reflect information received from refiners as part of EPA's highway diesel fuel program, comments received on the nonroad NPRM, as well as more recent information available on future energy costs and the cost of advanced desulfurization technologies. The engine and equipment-related costs were revised to reflect additional R&D costs associated with tailoring R&D to each particular engine line and to accommodate changes in the final emission control requirements, particularly with regard to engines above 750 hp. These costs are also now presented in 2002 instead of 2001 dollars. With regard to the benefits analysis, we have updated our methods consistent with Science Advisory Board (SAB) advice as specified in RIA chapter 9. Finally, we adjusted the economic impact analysis to reflect the revised cost inputs and to explicitly model the impacts on the locomotive and marine intermediate market sectors.

The results detailed below show that this rule would be highly beneficial to

society, with net present value benefits through 2036 of \$805 billion using a 3 percent discount rate and \$352 billion using a 7 percent discount rate, compared to a net present value of social cost of about \$27 billion using a 3 percent discount rate and \$14 billion using a 7 percent discount rate. The impact of these costs on society should be minimal, with the prices of goods and services produced using equipment and fuel affected by standards being expected to increase about 0.1 percent.

Further information on these and other aspects of the economic impacts of this emission control program are summarized in the following sections and are presented in more detail in the Final RIA for this rulemaking.

A. Refining and Distribution Costs

Meeting the 500 and 15 ppm sulfur caps will generally require that refiners add hydrotreating equipment and possibly new or expanded hydrogen and sulfur plants in their refineries. We have estimated the cost of building and operating this equipment using the same basic methodology which was described in the NPRM. We have updated that analysis with new information obtained from the vendors of advanced desulfurization technology, to better reflect current crude oil properties and refinery configurations, as well as future hydrogen costs. We have also incorporated information received from refiners regarding their plans to produce 15 ppm highway diesel fuel from 2006–2010. Finally, we incorporated the 15

ppm cap on locomotive and marine fuel in 2012, as well as improving our analysis of the impact of this cap on costs incurred in the distribution system.

The costs to provide NRLM fuel under the two-step fuel program are summarized in Table VI.A–1 below. All of the following costs estimates are in 2002 dollars. Capital investments have been amortized at 7 percent per annum before taxes. These estimates do not include costs associated with fuel sulfur testing, labeling, reporting or record keeping, which we believe will be small relative to those associated with refining, distribution and lubricity additives. A more detailed description of the costs associated with this final rule is presented in the Final RIA.

TABLE VI.A–1.—COST OF PROVIDING NRLM DIESEL FUEL
(cents per gallon of affected fuel)

NRLM diesel fuel	Years	Affected fuel volume (million gallons per year) ^a	Refining	Distribution (and lubricity)	Total
500 ppm	2007–2010	11,860	1.9	0.2	2.1
	2010–2012	3,589	2.7	0.6	3.3
	2012–2014	715	2.9	0.6	3.5
15 ppm	2010–2012	8,145	5.0	0.8	5.8
	2012–2014	12,068	5.6	0.8	6.4
	2014 +	13,399	5.8	1.2	7.0

Notes: ^a Volumes shown are for first full year in each period (2008, 2011, 2013, and 2015).

The costs shown (and all of the costs described in the rest of this section) apply to the 74 percent of current NRLM fuel that currently contains more than 500 ppm sulfur (hereafter referred to as the affected volume).

In 2014, the affected volume of NRLM fuel is 14.6 billion gallons out of total NRLM fuel volume of 19.7 billion gallons. The other 5.1 billion gallons of NRLM fuel is currently spillover from fuel certified to the highway diesel fuel standards. We expect this to continue under the 2007 highway diesel fuel program. Thus, 26 percent of NRLM fuel will already meet at least a 500 ppm sulfur cap by 2007 and a 15 ppm cap by 2010 and will not be affected by today's rule. The costs and benefits of desulfurizing this highway fuel which spills over into the non-highway markets was included in our cost estimates for the 2007 highway diesel fuel rule.

The estimated cost of the first step of the NRLM fuel program is slightly less than that projected in the NPRM (cents per gallon). However, we have increased

our estimated cost of the second step significantly in response to comments. These comments and the changes to our cost estimates are discussed in more detail in the next two sections. The combined cost for both steps is therefore somewhat higher than expected in the NPRM, but nevertheless consistent with projections for the cost of 15 ppm highway diesel fuel.

We expect that the increased cost of refining and distributing 500 ppm NRLM fuel will be completely offset by reductions in maintenance costs, while those for 15 ppm NRLM fuel will be significantly offset. These savings will apply to all diesel engines in the fleet due to the reduced fuel sulfur content, not just new engines. Refer to section V.B for a more complete discussion on the projected maintenance savings associated with lower sulfur fuels.

1. Refining Costs

Methodology: We followed the same process that we used in the NPRM to project refining costs, though we have broken down the description into five steps instead of four.

First, we estimate the total volume of NRLM fuel which must be desulfurized during each step of the program, as well as each refinery's future total production of distillate fuel. Current and future demand for all distillate fuels except diesel fuel for land-based equipment were based on estimates from the Energy Information Administration's (EIA) Fuel Oil and Kerosene Survey (FOKS) for 2001 and the 2003 Annual Energy Outlook (AEO). EPA's NONROAD emission model was used to estimate both current and future fuel consumption by land-based nonroad equipment to ensure the consistent treatment of both the costs and benefits associated with this rule. Table VI.A–2 shows our projections of the volumes of fuel affected by today's rule. These volumes exclude NRLM fuel expected to be certified to highway diesel fuel sulfur caps prior to the implementation of this rule. They also exclude distillate fuel meeting a 500 ppm cap which is produced during distribution from highway diesel fuel, jet fuel, etc.

TABLE VI.A-2.—VOLUME OF NRLM FUEL AFFECTED BY TODAY'S RULE
(billion gallons per year)

	Nonroad		Locomotive and marine		Total	
	500 ppm	15 ppm	500 ppm	15 ppm	500 ppm	15 ppm
2008	8,406	0	3,454	0	11,860	0
2011	614	8,145	2,975	0	3,589	8,145
2013	468	8,671	247	3,395	715	12,066
2015	0	10,539		2,860	0	13,399

This marks a change from the proposal, where all distillate fuel volumes were based on EIA FOKS and AEO estimates. Commenters pointed out that this approach underestimated fuel-related costs relative to emission reductions and monetized benefits, since the NONROAD fuel volumes used to estimate the latter were larger. We in fact had acknowledged this inconsistency in the proposal and had said we would address it in the final rule. Our approach to address the inconsistency was to utilize the land-based nonroad fuel volumes estimated by the NONROAD model for both the costs and monetized benefits. However, we also conducted a sensitivity analysis whereby both emissions and costs were estimated using EIA estimates of fuel demand by land-based nonroad equipment. The results of that analysis are discussed in chapter VII of the Final RIA.

We made one other revision to the volume of diesel fuel affected by this rule. In analyzing the impact of the 2007 highway diesel fuel program for the NPRM analysis, we estimated that 4.4 percent of 15 ppm highway diesel fuel would be contaminated during shipment and not available for sale as 15 ppm highway fuel. This increased the volume of 15 ppm highway fuel which had to be produced at refineries before accounting for the production of additional 500 and 15 ppm NRLM fuel in response to the NRLM fuel program. Due to comments made on the NRPM (discussed in section VI.A.3. below), we have improved our analysis to track the disposition of this contaminated 15 ppm fuel. Much of this contaminated fuel can be sold as 500 ppm NRLM from 2007–2014 and as L&M fuel thereafter. Thus, the contaminated 15 ppm fuel reduces the volume of 500 and 15 ppm NRLM fuel which must be produced at refineries.

Second, total distillate production by individual refineries were based on their actual production volumes in 2002, as reported to EIA. This represents a minor revision to the NPRM analysis,

which utilized actual refiner production in 2000. The number of refineries needing to produce 500 ppm and 15 ppm diesel fuel under today's final rule was based on the projected diesel fuel and heating oil demand in 2014.²⁰⁰ To be consistent, the 2002 distillate production volumes of individual refineries were increased to 2014 levels using EPA projections of growth in total distillate production by domestic refineries.

Third, we estimated the cost to desulfurize diesel fuel to both 500 ppm and 15 ppm for each domestic refinery. This considered both the volume of diesel fuel being produced and its composition (*e.g.*, percentage of straight run, light cycle oil, etc.). Estimates of the volumes of diesel fuel already being desulfurized to meet the highway diesel fuel standards in 2006–2010 prior to the implementation of this final rule were based on refiners' pre-compliance reports.²⁰¹ This marks a change from the NPRM analysis, where we assumed that refiners would continue to produce their current mix of highway and high sulfur diesel fuel. While many refiners indicated that their plans were preliminary and subject to change, we consider these projections to be more probable than assuming that current producers of diesel fuel will make no change to their product mix in complying with the highway rule. Meeting the 15 ppm highway diesel fuel cap will require significant investment, but some refiners will face more than others. Some refiners will be able to revamp their current hydrotreater, while

others will need to build an entirely new unit. Some refiners will be able to expand their production of highway fuel at little incremental cost, while others will be able to reduce their investment substantially by reducing their production volume. Use of refiners' own projections, as opposed to our own cost methodology assumptions, allows us to incorporate as much refinery-specific information as is currently possible.

In projecting desulfurization costs, we updated a number of the inputs to our cost estimation methodology. We increased natural gas and utility costs to reflect those projected in EIA's 2003 AEO. The NPRM analysis utilized projections from 2002 AEO. Forecasted natural gas costs in 2003 AEO are considerable higher than in 2002 AEO, though still lower than current market prices. In response to comments, we also increased the factor for off-site capital costs to better reflect the cost of sulfur plant expansions. The NPRM analysis utilized an off-site factor developed in support of the Tier 2 gasoline and 2007 highway diesel fuel programs, where the amount of sulfur removed per gallon was a fraction of that occurring here with NRLM fuel. We also continued to update our cost estimates for advanced desulfurization technologies, as these technologies continue their evolution. As discussed in Section IV, the latest information concerning Process Dynamics's IsoTherming process indicate somewhat higher costs than earlier estimates. We also reduced our projection of the penetration of these advanced technologies in 2010 from 80 to 60 percent.

Fourth, we estimated which refineries will likely find it difficult to stay in the heating oil market after the implementation of the NRLM sulfur standards, due to their location relative to major pipelines and the size of the heating oil market in their area. Those not located in major heating oil markets and not connected to pipelines serving these areas were projected to have to

²⁰⁰ The year 2014 represents a mid-point between the initial year of today's fuel program and the end of the expected life of desulfurization equipment (roughly 15 years).

²⁰¹ Under EPA's 2007 highway diesel program, refiners are required to submit their production plans for highway diesel fuel for 2006–2010. The first of these reports were due during the summer of 2003. EPA published a summary of the results this past fall. We consider these reports to provide a more accurate projection of individual refinery plans than our projections made during the highway fuel FRM. The latter was based on cost minimization using our refinery-specific desulfurization refinery model.

meet the 500 and 15 ppm caps in 2007 and 2010, respectively.

Fifth, we estimated which of the remaining refineries would likely produce NRLM fuel under today's program. As was done in the proposal, we assumed that those refineries with the lowest projected compliance costs would be the most likely to produce the required fuel until demand was met. Inter-PADD transfers of fuel between PADD 3 and PADD 1 were not constrained. PADD 3 refineries were also assumed to supply PADD 2 with 15 ppm NRLM fuel once all PADD 2 refineries were producing 15 ppm distillate fuel. We also assumed that domestic refineries would preferentially supply the lowest sulfur fuels compared

to imports. Thus, imports of 15 and 500 ppm NRLM fuel were only assumed after all refineries in a PADD were projected to produce either 15 or 500 ppm fuel, respectively. The small refiner provisions included in today's NRLM fuel program were considered, as these provisions temporarily reduce the volume of 500 and 15 ppm fuel required to be produced in 2007 and 2010, respectively. This portion of the methodology was the same as that used in the NRPM analysis.

Results: Based on EIA data, in 2002 114 refineries produced highway diesel fuel and 102 refineries produce high sulfur diesel fuel or heating oil. Based on refiners' pre-compliance reports, we project that 100 refineries will produce

15 ppm highway diesel fuel; 96 refineries starting in 2006 and 4 in 2010. Of these 100 refineries, 96 currently produce some volume of highway diesel fuel, while 4 refineries currently only produce high sulfur distillate fuel. Also, 18 refineries will cease to produce highway diesel fuel and shift to producing solely high sulfur distillate fuel. This will leave a total of 92 refineries still producing high sulfur distillate after full implementation of the 2007 highway diesel fuel program.

The number of these 92 domestic refineries expected to produce either 15 or 500 ppm NRLM diesel fuel in response to today's rule is summarized in Table VI.A-3.

TABLE VI.A-3.—REFINERIES PROJECTED TO PRODUCE NRLM DIESEL FUEL UNDER THIS FINAL RULE

Year of program	500 ppm NRLM diesel fuel		15 ppm NRLM diesel fuel	
	All refineries	Small refineries	All refineries	Small refineries
2007–2010	36	0	0	0
2010–2012	26	13	32	2
2012–2014	15	13	47	2
2014+	0	0	63	15

During the four periods shown in table VI.A-3, two roughly parallel sets of standards become effective. For non-small refiners, the 500 ppm NRLM fuel cap starts in 2007, followed by the 15 ppm nonroad fuel cap in 2010, in turn followed by the 15 ppm L&M fuel cap in 2012. For small refiners, the 500 ppm NRLM fuel cap starts in 2010, followed by the 15 ppm nonroad NRLM fuel cap in 2014. As shown, beginning in 2014, 63 refineries are projected to be affected by today's final rule. After complete implementation of today's rule, 29 refineries are expected to be able to produce high sulfur heating oil, some as their entire distillate production, others along with 15 ppm fuel. The number of refineries estimated to be affected by today's rule is one more than that projected in the NPRM. There, we estimated that 62 refineries would have to produce either 15 or 500 ppm NRLM fuel in 2014 and beyond.

We project that the capital cost involved to meet the 2007 500 ppm sulfur cap will be \$310 million. This represents about \$10 million for each of the 30 refineries building a new hydrotreater. Six refineries are expected to produce 500 ppm NRLM fuel using existing hydrotreaters no longer being used to produce 500 ppm highway fuel. The total investment cost is roughly half that projected in the NPRM (\$600 million). The decrease is due to a greater

volume of 500 ppm NRLM fuel coming from existing hydrotreaters. This conclusion is based on the number of refineries leaving the highway diesel fuel market according to the refiners' highway program pre-compliance reports. The investment per refinery that we projected in the NPRM (\$9.7 million) was essentially unchanged. Operating costs will be about \$4.9 million per year for the average refinery, or slightly greater than that projected in the NPRM (due to higher hydrogen costs and a lower percentage of hydrocrackate in the NRLM pool). The average cost of producing 500 ppm NRLM fuel in 2007 will be 1.9 cents per gallon, 0.3 cent per gallon lower than that projected in the NPRM, due primarily to the reduced capital expenditure.

In 2010, an additional \$1170 million will be invested in revamped and new desulfurization equipment, \$1090 million to meet the 15 ppm nonroad fuel cap and \$80 million to produce 500 ppm NRLM fuel no longer eligible for a small refiner exemption to sell high sulfur NRLM fuel. In 2012, an additional \$590 million will be invested in revamped and new desulfurization equipment to meet the 15 ppm L&M cap. Finally, in 2014 an additional \$210 million will be invested in additional 15 ppm fuel capacity. Thus, total capital cost of new equipment and revamps related to the NRLM fuel program will

be \$2280 million, or \$36 million per refinery, roughly 5 percent greater than that projected in the NPRM. Total operating costs will be about \$8.1 million per year for the average refinery, slightly lower than that projected in the NPRM (\$8.3 million per year). The total refining cost, including the amortized cost of capital, will be 5.0, 5.6 and 5.8 cents per gallon of new 15 ppm NRLM fuel in 2010, 2012, and 2014, respectively.

The 500 ppm NRLM fuel being produced in 2010 is projected to cost 2.7 cents per gallon. The cost of this 500 ppm fuel is higher than that projected in the NPRM, due primarily to a higher cost for natural gas in the future. The 500 ppm, small refiner fuel being produced in 2012 is projected to cost 2.9 cents per gallon. All of these costs are relative to the cost of producing high sulfur fuel today, and includes the cost of meeting the 500 ppm standard beginning in 2007.

The 15 ppm refining costs are significantly higher than the 4.4 cent per gallon cost projected in the NPRM for the option where L&M fuel was controlled to 15 ppm in addition to nonroad fuel. The increase is due to the changes in refining cost methodology described above, particularly the reduced use of advanced desulfurization technology, reduced synergies with the highway fuel program and increased natural gas costs.

The average refining costs by refining region are shown in table VI.A-4 below. These costs include consideration of the

small refiner provisions. Combined costs are shown for PADDs 1 and 3 because of the large volume of diesel

fuel which is shipped from PADD 3 to PADD 1.

TABLE VI.A-4.—AVERAGE REFINING COSTS BY REGION
[Cents per gallon]

	500 ppm Cap			15 ppm Cap		
	2007–2010	2010–2012	2012–2014	2010–2012	2012–2014	2014+
PADDs 1 & 3	1.6	3.7	2.5	4.6	4.9	5.1
PADD 2	2.8	2.9	3.7	7.1	7.8	7.8
PADD 4	3.3	9.0	9.0	11.6	11.7	11.8
PADD 5	1.2	2.8	3.5	4.3	4.3	5.7
Nationwide	1.8	2.7	2.9	5.0	5.6	5.8

Fuel-Only Control Programs: We used the same methodology to estimate refining costs for stand-alone 500 ppm and 15 ppm NRLM fuel programs. The fully phased in refining impacts of a 15 ppm NRLM standard are the same as those described above for the final rule in 2014 and beyond. A fully phased in 500 ppm NRLM fuel program is projected to affect 63 refineries, cost 2.0 cents per gallon and require a capital investment of \$480 million.

2. Distribution Costs

Today's rule is projected to impact distribution costs in four ways. First, we project that a slightly greater volume of diesel fuel will have to be distributed, due to the fact that some of the desulfurization processes reduce the fuel's volumetric energy density during processing. Total energy is not lost during processing, as the total volume of fuel is increased in the hydrotreater. However, a greater volume of fuel must be consumed in the engine to produce the same amount of power. We project that desulfurizing diesel fuel to 500 ppm will reduce volumetric energy content by 0.7 percent. The cost of which is equivalent to 0.08 cent per gallon of affected NRLM fuel.²⁰² We project that desulfurizing diesel fuel to 15 ppm will reduce volumetric energy content by an additional 0.52 percent. This will increase the cost of distributing fuel by an additional 0.05 cents per gallon, for a total cost of 0.13 cents per gallon of affected 15 ppm NRLM fuel.

The second impact on distribution costs relates to the disposition of 15 ppm fuel contaminated during pipeline shipment. We received comments that the control of L&M fuel sulfur content, particularly to 15 ppm, would make it difficult to sell off-specification 15 ppm fuel. The comments argued that much of this material would have to be shipped

back to refineries and reprocessed to meet the 15 ppm cap. We designed the program finalized today to allow the continued sale of 500 ppm fuel into the NRLM market until June 1, 2014, and into the locomotive and marine market indefinitely. By doing so, we were able to minimize, though not eliminate, much of the reprocessing and distribution cost impacts of concern. We have evaluated both the production and potential sale of distillate interface and estimated the distribution cost impacts of today's final rule provisions. The details of this analysis are contained in chapter 7 of the Final RIA.

In our analysis of the 15 ppm highway fuel program, we projected that the need to protect the quality of 15 ppm highway diesel fuel would increase the volume of highway diesel fuel downgraded to a lower value product, such as high sulfur diesel fuel and heating oil, from its current level of approximately 2.2 percent to 4.4 percent. Under today's rule, we expect that 15 ppm NRLM fuel will be shipped together with 15 ppm highway. Thus, the size of each batch of 15 ppm fuel will increase, but the number of batches will not. As the downgrade occurs at the interface between batches, the volume being downgraded should not increase. At the same time, we are not projecting that interface volume will decrease, as high sulfur fuels, such as jet fuel and, in some cases heating oil, will still be in the system.

The issue here is the market to which this interface volume can be sold. When this interface volume meets the specifications of one of the two fuels being shipped next to each other, the interface is simply added to the batch of that fuel. For example, the interface between regular and premium gasoline is added to the regular grade batch. Or, the interface between jet fuel and heating oil is added to the heating oil batch. One interface which is never added to either adjacent batch is a

mixture of gasoline and any distillate fuel, such as jet or diesel fuel. If this interface was added to the distillate batch, the gasoline content in the interface would result in a violation of the distillate's flash point specification. If this interface was added to the gasoline batch, it would cause the gasoline to violate its end point specification. Therefore, this interface must be shipped to a transmix processor to separate the mixture into naphtha (a sub-octane gasoline) and distillate. The 2007 highway diesel fuel program will not change this practice. The naphtha produced by transmix processors from gasoline/distillate mixtures is usually blended with premium gasoline to produce regular grade gasoline. The distillate produced is an acceptable high sulfur diesel fuel or heating oil, though if the feed material was primarily low sulfur distillate and gasoline it will likely also meet the current 500 ppm highway fuel cap.

With the implementation of the highway diesel rule, there is another incompatible interface, that between jet fuel and 15 ppm diesel fuel. This interface can not be cut into jet fuel due to end point and other concerns. However, it can usually be cut into 500 ppm diesel fuel as long as the sulfur level of the jet fuel is not too high. With the lowering of the highway standard to 15 ppm, however, this will no longer be possible. We expect that pipelines minimize this interface by abutting jet fuel and high sulfur distillate in the pipeline whenever possible. However, it will be unavoidable under many circumstances. A substantial part of the pipeline distribution system currently does not handle high sulfur distillate, and we expect that the highway program and today's rule will likely cause additional pipeline systems to discontinue carrying high sulfur distillate. Pipelines that do not carry high sulfur distillates will generate this

²⁰² See chapter 7 of the RIA for further details regarding our estimation of distribution costs.

interface whenever they ship jet fuel.²⁰³ The highway rule, and today's rule projects that pipeline operators will segregate this interface by cutting it into a separate storage tank. Because this interface can be sold as 500 ppm NRLM fuel or heating oil, and because these markets exist nationwide, there is little impact beyond the need for refiners to produce more 15 ppm highway diesel fuel (compared to the volume of highway diesel fuel produced prior to the implementation of the 15 ppm standard), which was considered as part of the refining costs in the highway diesel rule.

With control of nonroad fuel to 15 ppm sulfur in 2010 and LM fuel to 15 ppm sulfur in 2012, the opportunities to downgrade interface to another product become increasing limited. Where limited this will increase costs due to the need to transport the interface to where it can be marketed or to a facility for reprocessing. In areas with large heating oil markets, such as the Northeast and the Gulf Coast, the control of NRLM sulfur content will still have little impact on the sale of this interface. However, in areas lacking a large heating oil market, the sale of this distillate interface will be more restricted. Because this interface will be composed of 15 ppm diesel fuel and jet fuel, we estimate that the distillate interface created should nearly always meet a 500 ppm cap.²⁰⁴ Thus, this interface can be added to 500 ppm NRLM batches (as well as heating oil, where it is present at the terminal) through 2014. After 2014, this 500 ppm interface fuel can only be sold as L&M fuel or heating oil. An exception to this applies in the Northeast/Mid-Atlantic Area, where this interface cannot be sold into the nonroad fuel market after 2010, nor into the L&M fuel market after 2012.

In chapter 7 of the Final RIA, we estimate the costs related to handling this interface fuel during the four time periods (2007–2010, 2010–2012, 2012–2014, and 2014 and beyond). We project that there will be no additional costs prior to 2010, as 500 ppm fuel will be

the primary NRLM fuel and be widely distributed. Beyond 2010, we estimate that terminals will have to add a small storage tank for this fuel, as 500 ppm highway diesel fuel and the majority of 500 ppm NRLM disappears from the distribution system. In many places, this interface will be the primary, if not sole source of 500 ppm fuel, so existing tankage to add this interface to will be limited. We have also added shipping costs to transport this fuel to NRLM and heating oil users. The volume of this interface is significant, sometimes a sizeable percentage of the combined NRLM fuel and heating oil markets. In the post-2014 period, the volume of this interface fuel is larger than the combined L&M fuel and heating oil markets in certain PADDs. Also, the volume of interface received at each terminal will vary substantially, depending on where that terminal is on the pipeline. The advantage of this is that where the interface accumulates it may be of sufficient volume to justify marketing as a separate grade of fuel. Conversely, the potential users of this 500 ppm interface fuel may not be located near the terminals with the fuel necessitating additional transportation costs.

Prior to 2014, 500 ppm fuel can be used as NRLM fuel and heating oil outside of the Northeast/Mid-Atlantic Area. Additional storage tanks will be needed in some cases, as this will be the only source of 500 ppm fuel in the marketplace. Amortizing the cost of a range of storage tank sizes over 15 years of weekly shipments at a seven percent rate of return before taxes costs produced an amortized cost of 0.2–1.6 cents per gallon. These costs include the carrying cost of the fuel stored in the tank. We estimate that the average storage cost will be closer to the lower end of this range, or 0.5 cent per gallon. Nonroad fuel users are fairly ubiquitous. Thus, increased shipping distances should be fairly short. We estimated 45 miles at a cost of roughly 1.5 cents per gallon. The distance to L&M fuel users will likely be longer, roughly 100 miles, but cost the same due to greater efficiencies of rail transport. It will likely cost more to deliver interface fuel to heating oil users, as many of these users are smaller, not evenly dispersed geographically, purchase fuel seasonally, and lack rail connections. We estimate that transport distances will increase an average of 85 miles and cost an additional 3.0 cents per gallon over today's costs to deliver this fuel to the end user, in addition to the 0.5 cent per gallon storage cost. When spread over all the 15 and 500 ppm NRLM fuel

being produced from 2010–2014 due to today's rule, the additional distribution cost from 2010–2014 is 0.4 cents per gallon.

Starting in 2014, this interface fuel can no longer be sold to the nonroad fuel market. Since the interface volume does not change, this increases the volume of fuel that must be sold to the L&M and heating oil markets. Thus, overall, transportation distances and costs will likely increase. We expect that the transportation cost for fuel sold to the L&M market will increase from 1.5 to 3.0 cents per gallon, while that for heating oil will increase to 5.0 cents per gallon, both including fuel storage. However, in PADD 5, the volume of interface generated exceeds the total fuel demand of these two markets. Thus, we estimate that some fuel will have to be shipped back to refineries and reprocessed to meet a 15 ppm cap and shipped out a second time. We estimate that the cost of this shipping and reprocessing will cost 10 cents per gallon. When spread over all the 15 ppm NRLM fuel being produced after 2014 due to today's rule, the additional distribution cost is 0.8 cent per gallon.

The third impact of today's rule on distribution costs is related to the need for additional storage tanks to market additional product grades at bulk plants. While this final rule minimizes the segregation of similar fuels, some additional segregation of products in the distribution system will still be required. The allowance that highway and NRLM diesel fuel meeting the same sulfur specification can be shipped fungibly until it leaves the terminal obviates the need for additional storage tanks in this segment of the distribution system except for the limited tankage at terminals necessary to handle 500 ppm sulfur interface fuel discussed above.²⁰⁵ Today's final rule also allows 500 ppm NRLM diesel fuel to be mixed with high-sulfur NRLM (though it can no longer be sold as 500 ppm fuel).

However, we expect that the implementation of the 500 ppm standard for NRLM diesel fuel in 2007 will compel some bulk plants in those parts of the country still distributing heating oil as a separate fuel grade to install a second diesel storage tank to handle this 500 ppm NRLM fuel. These bulk plants currently handle only high-sulfur fuel and hence will need a second tank to continue their current practice of selling fuel into the heating oil market in the winter and into the nonroad market in the summer. We believe that

²⁰³ We expect that only three types of fuel will be carried by such pipeline systems: jet fuel, 15 ppm diesel fuel, and gasoline (premium and regular). Premium and regular gasolines are always shipped next to each other so the interface between premium and regular gasoline can be cut into the batch of regular gasoline. Thus, whenever jet fuel is shipped it will be about 15 ppm diesel fuel on one end and gasoline on the other.

²⁰⁴ See chapter 7.1.7 of the RIA regarding our analysis of the sulfur levels of this interface material. This analysis indicated that although the maximum sulfur specification of jet fuel 3,000 ppm, in-use jet fuel sulfur levels are frequently below 500 ppm.

²⁰⁵ Including the refinery, pipeline, terminal, marine tanker, and barge segments of the distribution system.

some of these bulk plants will convert their existing diesel tank to 500 ppm fuel in order to avoid the expense of installing an additional tank. However, to provide a conservatively high estimate we assumed that 10 percent of the approximately 10,000 bulk plants in the U.S. (1,000) will install a second tank in order to handle both 500 ppm NRLM diesel fuel and heating oil.

The cost of an additional storage tank at a bulk plant is estimated at \$90,000 and the cost of de-manifolding a delivery truck is estimated at \$10,000.²⁰⁶ In the NPRM, we estimated that each bulk plant that needed to install a new storage tank would need to de-manifold a single tank truck. Thus, the NPRM estimated the cost per bulk plant would be \$100,000. Fuel distributors stated that the assumptions and calculations made by EPA in characterizing costs for bulk plant operators seem reasonable. However, they also stated that our estimate that a single tank truck would service a bulk plant is probably not accurate. No suggestion was offered regarding what might be a more appropriate estimate other than the number is likely to be much greater. Part of the reason why we estimated that only a single tank truck would need to be de-manifolded, is that we expected that due to the seasonal nature of the demand for heating oil versus nonroad fuel, it would primarily only be at the juncture of these two seasons that both fuels would need to be distributed in substantial quantities. We also expected that the small demand for heating oil in the summer and the small demand for nonroad fuel in the winter could be serviced using a single de-manifolded truck. The primary fuel distributed during a given season would be distributed by single compartment tank trucks. During the crossover between seasons, bulk plant operators would switch the fuel to which such single compartment tank trucks are used from nonroad to heating oil and back again.²⁰⁷ Nevertheless, we agree that the subject bulk plant operators would likely be compelled to de-manifold more than a single tank truck. Lacking additional specific information, we believe that assuming that each bulk plant operator de-manifolds three tank trucks will provide a conservatively high estimate of the cost to bulk plant operators due to today's rule.

If all 1,000 bulk plants were to install a new tank and de-manifold three tank

trucks, the cost for each bulk plant would be \$120,000, and the total one-time capital cost would be \$120,000,000. To provide a conservatively high estimate of the costs to bulk plant operators, we are assuming that all 1,000 bulk plants will do so. Amortizing the capital costs over 20 years, results in a estimated cost for tankage at such bulk plants of 0.1 cents per gallon of affected NRLM diesel fuel supplied. Although the impact on the overall cost of the program is small, the cost to those bulk plant operators who need to put in a separate storage tank may represent a substantial investment. Thus, we believe many of these bulk plants will search out other arrangements to continue servicing both heating oil and NRLM markets such as an exchange agreement between two bulk plants that serve a common area.

As a consequence of the end of the highway program's temporary compliance option (TCO) in 2010 and the disappearance of high-sulfur diesel fuel from much of the fuel distribution system resulting from the implementation of today's rule, we expect that storage tanks at many bulk plants that were previously devoted to 500 ppm TCO highway fuel and high-sulfur fuel will become available for dyed 15 ppm nonroad fuel service. Based on this assessment, we do not expect that a significant number of bulk plants will need to install an additional storage tank in order to provide dyed and undyed 15 ppm diesel fuel to their customers beginning in 2010 (the implementation date for the 15 ppm nonroad standard).²⁰⁸ There could potentially be some additional costs related to the need for new tankage in some areas not already carrying 500 ppm fuel under the temporary compliance option of the highway diesel program and which continue to carry high sulfur fuel. However, we expect them to be minimal relative to the above 0.1 cent per gallon cost. Thus, we estimate that the total cost of additional storage tanks at bulk plants that will result from today's rule will be 0.1 cent per gallon of affected NRLM diesel fuel supplied.

The fourth impact on fuel distribution costs is a result of the requirement that high sulfur heating oil be marked beginning June 1, 2007 and that 500 ppm sulfur LM diesel produced by refiners or imported be marked from 2010 through 2012 outside of the Northeast/Mid-Atlantic Area and Alaska. The NPRM projected that there

would be no capital costs associated with the proposed marker requirement. We proposed that the marker would be added at the refinery gate, and that the current requirement that non-highway fuel be dyed red at the refinery gate be made voluntary. Thus, we believed that the refiner's additive injection equipment that is currently used to inject red dye into off-highway diesel fuel could instead be used to inject the marker as needed. As a result of the allowance provided in today's final rule that the marker be added at the terminal rather than the refinery gate, and our reevaluation of the conditions for dye injection at the refinery, we are now assessing capital costs for terminals and refiners related to compliance with the fuel marker requirements.

Except for fuel that is distributed directly from a refiner's rack, today's final rule allows the marker to be added at the terminal rather than at the refinery as we proposed (*see* section IV.D for a discussion of the fuel marker requirements).²⁰⁹ We expect that except for fuel dispensed directly from the refinery rack, the fuel marker will be added to at the terminal to avoid the potential for marked fuel to contaminate jet fuel during distribution by pipeline. Terminals that need to inject the fuel marker will need to purchase a new injection system, including a marker storage tank and a segregated line and injector for each truck loading station at which fuel that is required to be marked is dispensed. Terminals will still be subject to IRS red dye requirements, and thus will not be able to rededicate such injection equipment to inject the fuel marker. Due to concerns regarding the need to maintain a visible evidence of the presence of the fuel marker, today's rule also contains a requirement that nay fuel which contains the fuel marker also contains visible evidence of red dye. Furthermore, there is little chance to adapt parts of the red dye injection system (such as the feed lines and injectors) for the alternate injection of red dye and the fuel marker due to concerns that NRLM fuel become contaminated with the marker.

Terminal operators expressed concern regarding the potential burden on terminal operators from the capital costs of adding new additive injection equipment for heating oil. In response to these comments, today's rule includes provisions that exempt terminal operators from the fuel marker requirements in a geographic "Northeast/Mid-Atlantic Area" and

²⁰⁶ This estimated cost includes the addition of a separate delivery system on the tank truck.

²⁰⁷ To avoid sulfur contamination of NRLM fuel, the tank compartment would need to be flushed with some NRLM fuel prior to switching from carrying heating oil to NRLM fuel.

²⁰⁸ *See* Section IV of today's preamble for additional discussion of our rationale for this conclusion.

²⁰⁹ A refinery rack functions similar to a terminal in that it distributes fuel by truck to wholesale purchaser consumers and retailers.

Alaska.²¹⁰ These provisions provide that any heating oil or 500 ppm sulfur LM diesel fuel that would otherwise be subject to the fuel marker requirements which is delivered to a retailer or wholesale-purchaser consumer inside the Northeast/Mid-Atlantic Area or Alaska does not need to contain the marker. The costs of the marker requirements for heating oil beginning in 2007 and for 500 ppm sulfur LM diesel fuel from 2010 through 2012 are discussed separately below.

The Northeast/Mid-Atlantic Area was defined to include the region where the majority of heating oil in the country is projected to continue to be supplied through the bulk distribution system (the Northeast and Mid-Atlantic). The vast majority of heating oil consumption in the U.S. will be within the Northeast/Mid-Atlantic Area. Outside of the Northeast/Mid-Atlantic Area, we expect that only limited quantities of heating oil will be supplied, primarily from certain refiner's racks. We estimate that 30 refineries and transmix processor facilities outside of the Northeast/Mid-Atlantic Area will distribute heating oil from their racks (in limited volumes) on a sufficiently frequent basis to warrant the installation of a marker injection system at a total one time cost of \$1,500,000.

Terminals outside of the Northeast/Mid-Atlantic Area will mostly be located in areas without continued production and/or bulk shipment of heating oil. Consequently, any high sulfur diesel fuel they sell will typically be NRLM. Terminals located within the Northeast/Mid-Atlantic Area will not need to mark their heating oil, except for those few that choose to ship heating oil outside of the Northeast/Mid-Atlantic Area. The terminals most likely to install marker injection equipment will therefore be those in states outside the Northeast/Mid-Atlantic Area with modest markets for heating oil after the implementation of this program. As discussed in chapter 7 of the RIA, in analyzing the various situations, we project that fewer than 60 terminals nationwide will choose to install marker injection equipment at a total cost of

\$4,150,000.²¹¹ The total capital cost to refiners and terminals to install marker injection equipment is estimated to be \$5,650,000. Thus, the Northeast/Mid-Atlantic Area provisions in today's rule minimizes the number of terminals that will need to install additive injection equipment and its associated cost to comply with the marker requirement for heating oil.

In the NPRM we estimated that the cost to blenders of the fuel marker in bulk quantities would translate to 0.2 cents per gallon of fuel treated with the marker. This estimate was based on the fee charged by a major pipeline to inject red dye at the IRS concentration into its customers diesel fuel. We used this estimate because we lacked specific cost information on the proposed marker, and we believed that it provided a conservatively high estimate of marker cost. Since the proposal, we received input from a major distributor of fuel markers and dyes, regarding the cost of bulk deliveries of the specified fuel marker to terminals which translates to a cost of 0.03 cents per gallon of fuel treated with the marker. The volume of heating oil that we expect will need to be marked has also decreased substantially from that estimated in the NPRM due to the Northeast/Mid-Atlantic Area provisions. We estimate that 1.4 billion gallons of heating oil will be marked annually, for an annual marker cost of \$425,000. In the NPRM, we projected that the cost of marking heating oil would continue for three years (2007–2010). Under today's final rule, heating oil must be marked indefinitely beginning in 2007, but only outside of the Northeast/Mid-Atlantic Area and Alaska.

Because heating oil outside of the Northeast/Mid-Atlantic Area is being marked to prevent its use in NRLM engines, for the purposes of estimating the impact of the marker requirement on the cost of the NRLM program we have spread the cost for the marker for heating oil over NRLM diesel fuel. Amortizing the capital costs of marker injection equipment over 20 years, results in an estimated cost of 0.006 cents per gallon of affected NRLM diesel fuel supplied. Spreading the cost of the marker over the volume of affected NRLM fuel results in an estimated cost

of 0.003 cents per gallon of affected NRLM fuel. Adding the amortized cost of the injection equipment necessary to add the marker to heating oil and the cost or the marker results in a total estimated cost of the marker requirement for heating oil in today's rule of 0.01 cents per gallon of affected NRLM fuel.

The final NRLM rule also requires that 500 ppm L&M fuel produced at refineries or imported be marked from mid-2010 through mid-2012 outside of the Northeast/Mid-Atlantic Area and Alaska. The adoption of a 15 ppm sulfur standard for LM diesel fuel in 2012 in today's rule allows us to require that LM fuel be marked from 2010 through 2012 rather than from 2010 through 2014 as proposed (*see* section IV.A). In addition, the way in which the program was crafted to avoid requiring the fuel marker be added to heating oil in the Northeast/Mid-Atlantic Area and Alaska allows us to also provide that 500 ppm sulfur LM diesel fuel in these areas is not subject to the marker requirement (*see* section IV.D). We project that only a small number of refiners will produce 500 ppm sulfur diesel fuel subject to the marker requirements fuel and that it will not be shipped via pipeline. Thus, most of this fuel can be marked at the refinery, limiting the number of facilities which need to add marking equipment in response to this requirement. We estimate that 15 facilities will have to do so, at a cost of \$60,000 each, for a total of \$900,000. Amortizing this over the total volume of affected NRLM fuel produced from mid-2010 to mid-2012 at seven percent per year before taxes yields a cost for the LM marker requirement of 0.004 cent per gallon. Including the cost of the marker (0.03 cent per gallon of marked fuel) increases this cost to 0.01 cent per gallon of NRLM fuel.

We summed these various costs incurred to the distribution system over four different time periods. As shown in table VI.A–5, the total additional distribution cost will be 0.2 cent per gallon of NRLM fuel during the first step of the fuel program (from 2007 through 2010), 0.6 cents per gallon of NRLM fuel from 2010 to 2012 and from 2012 to 2014, and increase to 1.0 cent per gallon thereafter. A more detailed description of the costs associated with downgraded jet fuel and 15 ppm diesel fuel is presented in chapter 7 of the Final RIA.

²¹⁰ Small refiner and credit high sulfur NRLM will not be permitted to be sold in the area where terminals are not required to add the fuel marker to heating oil (the "Northeast/Mid-Atlantic Area"). *See* section IV.D.

²¹¹ The estimated marker injection equipment costs include the cost of marker storage tanks, lines, and injectors.

TABLE VI.A-5.—SUMMARY OF DISTRIBUTION COSTS
[Cents per gallon]

Cause of increase in distribution costs	Time period over which costs apply			
	2007–2010	2010–2012	2010–2014	2014+
Distribution of additional NRLM volume	0.08	0.1	0.1	0.1
Distillate interface handling	0	0.4	0.4	0.8
Bulk plant storage tanks	0.1	0.1	0.1	0.1
Heating oil and L&M fuel marker	0.01	0.02	0.01	0.01
Total	0.2	0.6	0.6	1.0

3. Cost of Lubricity Additives

Hydrotreating diesel fuel tends to reduce the natural lubricating quality of diesel fuel, which is necessary for the proper functioning of certain fuel system components. There are a variety of fuel additives which can be used to restore diesel fuel's lubricating quality. These additives are currently used to some extent in highway diesel fuel. We expect that the need for lubricity additives that will result from the proposed 500 ppm sulfur standard for NRLM diesel fuel will be similar to that for highway diesel fuel meeting the current 500 ppm sulfur cap standard.²¹² Industry experience indicates that the vast majority of highway diesel fuel meeting the current 500 ppm sulfur cap does not need lubricity additives. Therefore, we expect that the great majority of NRLM diesel fuel meeting the proposed 500 ppm sulfur standard will also not need lubricity additives. In estimating lubricity additive costs for 500 ppm diesel fuel, we assumed that fuel suppliers will use the same additives at the same concentration as we projected will be used in 15 ppm highway diesel fuel. Based on our analysis of this issue for the 2007 highway diesel fuel program, the cost per gallon of the lubricity additive is about 0.2 cents. This level of use is likely conservative, as the amount of lubricity additive needed increases substantially as diesel fuel is desulfurized to lower levels. We also project that only five percent of all 500 ppm NRLM diesel fuel will require the use of a lubricity additive. Thus, we project that the cost of additional lubricity additives for the affected 500 ppm NRLM diesel fuel will be 0.01 cent per gallon. See the Final RIA for more details on the issue of lubricity additives. We have no reason to expect that the implementation of today's NRLM sulfur standards will impact

diesel properties other than fuel lubricity in such a way as to require the use of additives.

We project that all NRLM fuel meeting a 15 ppm cap will require treatment with lubricity additives. Thus, the projected cost will be 0.2 cent per affected gallon of 15 ppm NRLM fuel.

4. How EPA's Projected Costs Compare to Other Available Estimates

Historically, the price of highway diesel fuel meeting a 500 ppm sulfur cap has exceeded that of high sulfur diesel fuel, ranging from 0–5 cents per gallon from 1995–99 and averaging 2.2 cents per gallon over this time period (see chapter 7 of the Final RIA). Fuel prices are often a function of market forces which might not reflect the cost of producing the fuel. Still, given this is a five-year average price difference, it is likely a reasonable indication of the cost of reducing highway diesel fuel sulfur to 500 ppm. Once the small refiner provisions applicable to 500 ppm fuel expire in 2010, we project that the total cost of the 500 ppm NRLM fuel cap will be 2.4 cents per gallon, well within the range of the historical highway-high sulfur fuel price difference. This similarity exists despite changes in a number of factors. One, our projection of future natural gas costs are significantly higher than those existing during the above price comparison. Two, the refineries producing highway diesel fuel historically likely did so because they faced lower costs than those refineries continuing to produce high sulfur distillate. Three, desulfurization catalyst efficiency has improved dramatically since the highway units were installed and significant operating experience has been obtained on highway units. Four, inflation since the early 1990's will have increased the cost of constructing the same hydrotreater. Five, and perhaps most importantly, the construction of some new hydrotreaters to produce 15 ppm highway diesel fuel will allow the existing hydrotreaters to produce 500 ppm NRLM fuel at no capital cost. Thus,

there are at least five significant factors, two of which would tend to decrease costs and three of which would tend to increase costs. It is not surprising that these factors could counter-balance each other, leading to the conclusion that the 500 ppm cap could be extended to NRLM fuel at roughly the same cost as for highway diesel fuel.

The only existing market for 15 ppm diesel fuel is a niche market for fleets and the prices for this fuel likely bear little resemblance to the costs of the 15 ppm highway or NRLM caps. Thus, the only cost comparisons which can be made are those between engineering studies. One such study was performed by Mathpro for the Engine Manufacturers Association (EMA). Mathpro estimated the cost of controlling the sulfur content of highway and NRLM fuel to levels consistent with both 500 ppm and 15 ppm cap standards.²¹³ A detailed evaluation of the Mathpro costs is presented in the Final RIA. There are a number of aspects of the study that make direct comparisons between its estimates and our cost estimates difficult. Nonetheless, a crude comparison of 15 ppm costs indicates that our average cost range of 5.7–5.9 cent per gallon is quite similar to the 5.4–6.6 cents per gallon cost range estimated by Mathpro.

The other available study of 15 ppm fuel costs was performed by Baker and O'Brien for API and submitted in response to the nonroad NPRM. Baker and O'Brien analyzed two NRLM fuel control scenarios, but neither one matched today's final NRLM fuel program. The scenario closest to today's program assumed that a NRLM fuel would be capped at 15 ppm in 2008. In this case, Baker and O'Brien projected that the refinery-specific cost of 15 ppm NRLM fuel would range from 4–17 cents per gallon. This is higher than our projected range of 2–14 cents per gallon. In addition, as described in the next

²¹² Please refer to section IV in today's preamble for additional discussion regarding our projections of the potential impact on fuel lubricity of this proposed rule.

²¹³ Hirshfeld, David, MathPro, Inc., "Refining economics of diesel fuel sulfur standards," performed for the Engine Manufacturers Association, October 5, 1999.

section, Baker and O'Brien projected that the volume of NRLM fuel produced at these costs would not fully satisfy NRLM fuel demand. Presumably, totally fulfilling NRLM fuel demand with domestic production would have cost more.

Baker and O'Brien described portions of their cost methodology and indicated some general assumptions which they made during the study. However, the absence of detail prevents any detailed comparisons of their results to ours. It was clear from their report, though, that Baker and O'Brien made a number of pessimistic assumptions about refiners' willingness to invest in desulfurization capacity and that this limited the number of refineries which they assumed would invest to meet the NRLM sulfur caps. This inevitably led to higher projected costs (and lower production volumes), than if all refineries had been considered. Thus, it is not surprising that they would derive slightly higher costs for a much smaller volume of fuel. A more detailed evaluation of the Baker and O'Brien cost estimates can be found in the Final RIA and RTC.

5. Supply of Nonroad, Locomotive and Marine Diesel Fuel

We have developed today's NRLM fuel program to minimize its impact on the supply of distillate fuel. For example: We have split the control of NRLM fuel to 15 ppm sulfur into two

steps, providing 8 years of leadtime for the final step. We are proposing to provide flexibility to refiners through the availability of banking and trading provisions. We have provided relief for small refiners and hardship relief for any qualifying refiner. We are also allowing 500 ppm diesel fuel generated in the distribution system to be sold as L&M fuel indefinitely.

In the NPRM, we evaluated four possible reasons why refiners might reduce their production of NRLM fuel: (1) Chemical processing losses during the desulfurization process, (2) refiners might leave the NRLM fuel market, (3) refiners might stop operations altogether (*i.e.*, shut down), and (4) refiners might remove certain blendstocks from the fuel pool to reduce desulfurization costs. In all four cases, we concluded that the answer was no, that the supply of NRLM fuel would likely remain adequate after implementation of the proposed fuel program. All of these findings started from the position that there would be adequate supply of diesel fuel after implementation of the 2007 highway diesel fuel program.

Several commenters, namely API and NPRA, took issue with the above four sets of arguments, as well as with our conclusion that refiners would not reduce NRLM fuel production. While not requesting any changes to the 2007 highway diesel fuel program, they reiterated previous concerns that supply

shortages could occur under the highway diesel fuel program, even without the added challenge of producing low sulfur NRLM fuel. The primary basis for their comments was a study they had sponsored by Baker and O'Brien, which evaluated the costs and likely supply impacts of the proposal.

Baker and O'Brien evaluated two NRLM fuel scenarios: (1) A 15 ppm NRLM fuel cap starting in 2008, and (2) a 500 ppm NRLM fuel cap starting in 2008, followed by a 15 ppm cap only for nonroad fuel in 2010. First, Baker and O'Brien projected that 13 refineries with a total crude oil capacity of 971,000 barrels per day would close in response to the 2007 highway rule, roughly half in 2006 and half in 2010. (Total U.S. refining capacity is currently 16 million barrels per day.) Then Baker and O'Brien projected that adding a 15 ppm NRLM cap would cause all of the refineries shutting down in 2010 to close in 2008, plus one additional refinery (for a total of 14). Delaying the 15 ppm cap until 2010 and leaving L&M fuel at 500 ppm reduced the number of refineries projected to close in 2008, but did not change Baker and O'Brien's projection that 14 refineries would close by 2010. Given the fact that Baker and O'Brien projected the same number of refinery closures for scenarios #1 and #2, it is reasonable to assume that they would project similar results for today's final NRLM fuel program.

TABLE VI.A-6.—PROJECTED REFINERY CLOSURES: API SPONSORED STUDY BY BAKER AND O'BRIEN

	No. of refineries		Lost crude capacity (1000 bbl/day)	
	2008	2010	2008	2010
2007 Highway Fuel Program	²¹⁴ 8	13	504	971
Plus One-Step 15 ppm NRLM Program	14	14	1043	1043
Plus Two-Step NRLM Program	12	14	924	1043

As a result of these refinery closures, Baker and O'Brien projected shortfalls in 15 and 500 ppm supply domestic

refiners. The net shortfalls are shown in table VI.A-7 below. Baker and O'Brien stated that imports would have to make

up the shortfall, with potentially high price impacts.

TABLE VI.A-7.—PROJECTED SHORTFALL IN NEAR-TERM DIESEL FUEL SUPPLY
[1000 barrels per day]

	15 ppm Fuel		500 ppm Fuel	
	2008	2010	2008	2010
2007 Highway Fuel Program	359	579	308	22
Plus One-Step 15 ppm NRLM Program	684	930	165	0
Plus Two-Step NRLM Program	351	639	481	82

²¹⁴ Closure would occur at the beginning of the 15 ppm highway fuel program, or 2006.

To put these projected shortfalls in context, Baker and O'Brien projects total diesel fuel demand to be 3.3 million barrels per day in this timeframe (slightly lower than our own projection summarized above). Thus, these projected shortfalls total roughly 10–20 percent of total diesel fuel demand, which if true, would be very significant.

We evaluated the Baker and O'Brien study and their findings. Baker and O'Brien made very pessimistic assumptions regarding the likelihood that refiners would invest in desulfurization capacity. Their judgment that a refinery would close rather than invest also was apparently based only on what they perceived to be excessively high desulfurization costs. Baker and O'Brien presents no information regarding the location of these refineries, the competition they face, costs related to closing down, nor the profits that they would forego by closing. Baker and O'Brien also makes no mention of EPA's special provisions for refiners facing economic hardship, nor the small refiner provisions.

We believe that it is not possible to project refinery closures without considering these factors. This is supported by comments made in response to our proposal of the 2007 highway diesel fuel program by Mathpro and the National Economic Research Associates. While we are aware of a couple of refineries that are being offered for sale and whose plans for producing low sulfur fuels are uncertain, we have no indications of as many as eight refineries closing in 2006 in response to the highway fuel program. In addition, despite uncertainties at a few refineries, refiners' pre-compliance reports for the highway fuel program indicate that they are planning to produce a sufficient supply of 15 and 500 ppm highway diesel fuel from 2006–2010. Therefore, there is ample evidence that Baker and O'Brien's projections for the highway diesel fuel program are overly pessimistic. It therefore appears likely that their projection that the NRLM fuel program will cause an additional refinery to close is also overly pessimistic. The reader is referred to the RTC for a summary of these comments and our detailed response to them.

In their comments, API also challenged our findings that refiners would maintain sufficient supply under the proposed NRLM fuel program. After a careful review of their comments and other information newly available since the NPRM, we do not believe that the arguments presented by API and NPRA justify changing our position that (1) chemical processing losses during the

desulfurization process will be very small, (2) refiners will be unlikely to leave the NRLM fuel market, and (3) refiners are unlikely to shut down due to this rule.

Regarding point #1, the distillate material lost during desulfurization, our position is that the amount lost is small (two percent), and most of it is lost in the form of naphtha which can be blended into gasoline. Refiners can then adjust their mix of gasoline and distillate production to compensate. API claimed that in the winter, refiners were already at maximum distillate production and could not shift any additional heavy gasoline material into the distillate pool. API did not present any evidence that this is in fact the case. The fact that some refiners actually crack distillate material into gasoline makes it difficult to accept their position.

Regarding point #2, refiners leaving the NRLM fuel market, we argued that the only high sulfur distillate market remaining after 2007 was heating oil. Heating oil demand is flat or declining over time. We project that over 30 domestic refiners will still be able to produce heating oil after 2007, while other refiners will be able to produce sufficient quantities of NRLM fuel. If more refiners choose to produce heating oil, this market will be oversupplied and prices will drop significantly. Exporting high sulfur distillate is a possibility for some refiners, but this entails both transport costs, as well as relatively low prices overseas. Thus, a decision to not invest in NRLM fuel desulfurization has to be compared to the losses involved with the other options. API argued that some refiners face much higher desulfurization costs than others and this would lead those refiners to leave the NRLM fuel market. API did not estimate the losses that refiners would entail when they left the market. Studies performed for the highway fuel program indicate that these losses can be quite significant and inappropriate conclusions can be drawn if they are ignored. The highway program pre-compliance reports also indicate that some highway fuel refiners are planning on leaving the highway fuel market in 2006, while others will enter it for the first time. Decisions to stay in or leave the NRLM fuel market are analogous. We have no reason to believe refiners would approach this market any differently than the highway market.

Regarding point #3, refineries shutting down, API again pointed towards the high costs faced by some refineries and the fact that a number of refineries have shut down over the past ten years. There

have been a number of refinery closures over the past decade, though the trend has slowed considerably. API pointed towards two specific refineries which identified EPA's gasoline and diesel fuel sulfur controls as prime reasons for their shutting down. A closer look at these situations showed that the future capital investment related to the sulfur controls could have been a contributing factor. However, these refineries faced many other challenges and the timing of their closure (2000 and 2001, respectively) showed that the EPA rules were not the direct cause. The refiner involved did not approach EPA concerning any relief from the rules' requirements due to economic hardship. Thus, the connection between their closure and our sulfur controls appears even more tenuous.

Another example of a refinery closure unrelated to desulfurization costs was Shell's recent decision to close their refinery in Bakersfield, California. The reason was an insufficient supply of crude oil being produced locally.

Analogous to a decision to leave the NRLM fuel market, shutting down completely involves the total loss of any profit being made on the production of other fuels. API presented no economic calculations or projections showing that it would be in the best interest of any refiner to shut down rather than invest in NRLM fuel desulfurization.

This leaves point #4, that refiners might shift NRLM fuel blendstocks to other markets. This is really only an issue if the blendstocks are shifted to a non-distillate market.²¹⁵ The most likely place that NRLM fuel blendstocks might be shifted is to the residual fuel market. In particular, heavy (material with high densities and high distillation temperatures) LCO and LCGO could be shifted to residual fuel using existing refining equipment. The heavy portions of these two blendstocks contain the greatest concentrations of sulfur which is the most difficult to remove. Shifting this material to residual fuel, which currently does not have a sulfur standard, would reduce the size and cost of desulfurization equipment needed to meet a 15 ppm cap. Or, it would increase the volume of 15 ppm NRLM fuel which could be produced in an existing hydrotreater.

To evaluate this possibility, we estimated the cost of processing LCO (the worse of the two blendstocks) into 15 ppm diesel fuel for each domestic refinery. On average, desulfurizing LCO to 15 ppm sulfur cost 11.4 cents per

²¹⁵ Shifting NRLM fuel blendstocks to heating oil is essentially the same as leaving the NRLM market, which was discussed under Point #2 above.

gallon. However, in some cases, this cost reached 15 cents per gallon. The cost to process heavy LCO could be twice these amounts, since the concentration of both total sulfur and the most difficult to remove sulfur are concentrated in the heaviest molecules.

A review of historic fuel prices showed that residual fuel is usually priced 25–30 cents per gallon less than diesel fuel. The highest incremental desulfurization costs for heavy LCO could potentially exceed this loss. Thus, a few refiners could find it economical to shift a portion of their LCO to the residual fuel market. The U.S. residual fuel market is small relative to the distillate fuel market, flat, and already being fulfilled. Worldwide, the residual fuel market is shrinking. Thus, it is unlikely that large volumes of LCO could leave the NRLM fuel market. However, we cannot rule out the possibility that some LCO, particularly that produced by capital-strapped refiners, could be shifted to residual fuel. To estimate the upper limit of this shift, we estimated the volume of heavy LCO produced by refineries whose LCO processing costs exceeded 12 cents per gallon and which were not owned by large, integrated oil companies or small refiners. This costly, heavy LCO represents 0.4 percent of total NRLM fuel demand, a very small volume. In this case, we would expect that this loss could easily be made up by increased imports of 15 ppm diesel fuel or domestic refiners facing lower 15 ppm NRLM fuel costs.

Overall, we expect that domestic refiners will continue to produce sufficient supplies of NRLM fuel. The greatest potential for near term loss will

be due to the possibility that some refiners might decide to limit their capital investment in desulfurization capacity by shifting some heavy LCO to the residual fuel market.

Fuel-Only Control Programs: The potential supply impacts of a long-term 500 ppm NRLM cap would necessarily be less than those of today's final NRLM fuel program. In particular, desulfurizing "difficult" blendstocks, like LCO, to 500 ppm is not technically challenging and does not have the potential to cost more than would be lost in shifting LCO or heavy LCO to residual fuel. The capital investment to meet a 500 ppm cap is also half of that needed to meet a 15 ppm cap or less. Thus, the likelihood that raising this capital would prove difficult is much less. Given that we expect the final fuel program to have a very minimal impact on supply, a 500 ppm NRLM cap would be negligible.

The potential impact of a long-term 15 ppm NRLM cap is the same as that for today's final fuel program.

6. Fuel Prices

It is well known that it is difficult to predict fuel prices in absolute terms with any accuracy. The price of crude oil dominates the cost of producing gasoline and diesel fuel. Crude oil prices have varied by more than a factor of two in the past two years. In addition, unexpectedly warm or cold winters can significantly affect heating oil consumption, which affects the amount of gasoline produced and the amount of distillate material available for diesel fuel production. Economic growth, or its lack, affects fuel demand, particularly for diesel fuel. Finally, both planned and unplanned shutdowns of refineries

for maintenance and repairs can significantly affect total fuel production, inventory levels and resulting fuel prices.

Predicting the impact of any individual factor on fuel price is also difficult. The overall volatility in fuel prices limits the ability to determine the effect of a factor which changed at a specific point in time which might have led to the price change, as other factors continue to change over time. Occasionally, a fuel quality change, such as reformulated gasoline or a 500 ppm cap on diesel fuel sulfur content, only affects a portion of the fuel pool. In this case, an indication of the impact on price can be inferred by comparing the prices of the two fuels at the same general location over time. However, this is still only possible after the fact, and cannot be done before the fuel quality change takes place.

Because of these difficulties, EPA has generally not attempted to project the impact of its rules on fuel prices. However, in response to Executive Order 13211, we are doing so here.²¹⁶ To reflect the inherent uncertainty in making such projections, we developed three projections for the potential impact of the proposed fuel program on fuel prices. The range of potential long-term price increases are shown in table VI.A–8. (Due to their similarity, we have grouped the potential price impacts for similar quality fuels in the 2010–2012 and 2012–2014 time periods.) Short-term price impacts are highly volatile, as are short-term swings in absolute fuel prices, and much too dependent on individual refiners' decisions, unexpected shutdowns, etc. to be predicted even with broad ranges.

TABLE VI.A–8.—RANGE OF POSSIBLE TOTAL DIESEL FUEL PRICE INCREASES

[Cents per gallon]^a

	Maximum operating cost	Average total cost	Maximum total cost
500 ppm Sulfur Cap: Nonroad, Locomotive and Marine Diesel Fuel (2007–2010)			
PADDs 1 and 3	2.9	1.8	4.5
PADD 2	3.0	2.5	3.8
PADD 4	3.7	3.5	6.1
PADD 5	1.2	1.5	1.5
15 ppm Sulfur Cap: NRLM Fuel (2010–2014)			
PADDs 1 and 3	5.6	5.7	9.4
PADD 2	7.3	7.4	10.8
PADD 4	7.9	12.6	13.6
PADD 5	4.5	5.1	5.2

²¹⁶ Executive Order 13211, "Actions Concerning Regulations That Significantly Affect Energy

Supply, Distribution, or Use" (66 FR 28355, May 22, 2001).

TABLE VI.A-8.—RANGE OF POSSIBLE TOTAL DIESEL FUEL PRICE INCREASES—Continued
[Cents per gallon]^a

	Maximum operating cost	Average total cost	Maximum total cost
15 ppm Sulfur Cap: NRLM Fuel (fully implemented program: 2014 +)			
PADDs 1 and 3	7.7	6.3	9.8
PADD 2	7.7	7.9	11.2
PADD 4	8.3	13.0	13.9
PADD 5	5.1	6.9	7.3

Notes: ^aAt the current wholesale price of approximately \$1.00 per gallon, these values also represent the percentage increase in diesel fuel price.

The lower end of the range assumes that prices within a PADD increased to reflect the highest operating cost increase faced by any refiner in that PADD (please see the Final RIA for details on this methodology). This refiner with the highest operating cost will not recover any of his invested capital, but all other refiners will recover some or all of their investment. In this case, the price of NRLM fuel will increase in 2007 by 1–3 cents per gallon, depending on the area of the country. In 2010, the price of 15 ppm NRLM fuel will increase a total of 3–7 cents per gallon. In 2014, under this pricing scenario, 15 ppm NRLM fuel prices will increase slightly, to 4–7 cents per gallon. The increase in 2014 is due to the expiration of the small refiner provisions, as well as the fact that 500 ppm fuel created in the distribution system can no longer be sold to the land-based nonroad market.

The mid-range estimate of price impacts assumes that prices within a PADD increase by the average refining and distribution cost within that PADD, including full recovery of capital (at seven percent per annum before taxes). Lower cost refiners will recover more than their capital investment, while those with higher than average costs recover less. Under this assumption, the price of NRLM fuel will increase in 2007 by 1–3 cents per gallon, depending on the area of the country. In 2010, the price of 15 ppm NRLM fuel will increase a total of 4–11 cents per gallon. In 2014, under this pricing scenario, 15 ppm NRLM fuel prices will increase slightly, to 5–11 cents per gallon.

The upper end estimate of price impacts assumes that prices within a PADD increase by the maximum total refining and distribution cost of any refiner within that PADD, including full recovery of capital (at seven percent per annum before taxes). All other refiners will recover more than their capital investment. Under this assumption, the price of NRLM fuel will increase in 2007 by 1–4 cents per gallon,

depending on the area of the country. In 2010, the price of 15 ppm NRLM fuel will increase a total of 4–13 cents per gallon. In 2014, under this pricing scenario, 15 ppm NRLM fuel prices will increase further to 6–13 cents per gallon. All these potential price impacts for 500 and 15 ppm fuel, relative to those projected in the NPRM, reflect the differences in cost estimates discussed above.

There are a number of assumptions inherent in all three of the above price projections. First, both the lower and upper limits of the projected price impacts described above assume that the refinery facing the highest compliance costs is currently the price setter in their market. This is a worse case assumption which is impossible to validate. Many factors affect a refinery's total costs of fuel production. Most of these factors, such as crude oil cost, labor costs, age of equipment, etc., are not considered in projecting the incremental costs associated with lower NRLM diesel fuel sulfur levels. Thus, current prices may very well be set in any specific market by a refinery facing lower incremental compliance costs than other refineries. This point was highlighted in a study by the National Economic Research Associates (NERA) for AAM of the potential price impacts of EPA's 2007 highway diesel fuel program.²¹⁷ In that study, NERA criticized the above referenced study performed by Charles River Associates, *et al.* for API, which projected that prices will increase nationwide to reflect the total cost faced by the U.S. refinery with the maximum total compliance cost of all the refineries in the U.S. producing highway diesel fuel. To reflect the potential that the refinery with the highest projected compliance costs under the maximum price scenario is not the current price setter, we included the mid-point price impacts above. It is possible that even the lower

limit price impacts are too high, if the conditions exist where prices are set based on operating costs alone. However, these price impacts are sufficiently low that considering even lower price impacts was not considered critical to estimating the potential economic impact of this rule.

Second, we assumed in some cases that a single refinery's costs could affect fuel prices throughout an entire PADD. While this is a definite improvement over analyses which assume that a single refinery's costs could affect fuel prices throughout the entire nation, it is still conservative. High cost refineries are more likely to have a more limited geographical impact on market pricing than an entire PADD. In many cases, high cost refiners continue to operate simply because they are in a niche location where transportation costs limit competition.

Third, by focusing solely on the cost of desulfurizing NRLM diesel fuel, we assume that the production of NRLM diesel fuel is independent of the production of other refining products, such as gasoline, jet fuel and highway diesel fuel. However, this is clearly not the case. Refiners have some flexibility to increase the production of one product without significantly affecting the others, but this flexibility is quite limited. It is possible that the relative economics of producing other products could influence a refiner's decision to increase or decrease the production of NRLM diesel fuel under today's fuel program. It is this price response that causes fuel supply to match fuel demand. And, this response in turn could increase or decrease the price impact relative to those projected above.

Fourth, all three of the above price projections are based on the projected cost for U.S. refineries of meeting the NRLM fuel sulfur caps. Thus, these price projections assume that imports of NRLM fuel, which are currently significant in the Northeast, are available at roughly the same cost as those for U.S. refineries in PADDs 1 and

²¹⁷ "Potential Impacts of Environmental Regulations on Diesel Fuel Prices," NERA, for AAM, December 2000.

3. We have not performed any analysis of the cost of lower sulfur caps on diesel fuel produced by foreign refiners. However, there are reasons to believe that imports of 500 and 15 ppm NRLM diesel fuel will be available at prices in the ranges of those projected for U.S. refiners.

One recent study analyzed the relative cost of lower sulfur caps for Asian refiners relative to those in the U.S., Europe and Japan.²¹⁸ It concluded that costs for Asian refiners will be comparatively higher, due to the lack of current hydrotreating capacity at Asian refineries. This conclusion is certainly valid when evaluating lower sulfur levels for highway diesel fuels which are already at low levels in the U.S., Europe and Japan and for which refineries in these areas have already invested in hydrotreating capacity. It appears to be less valid when assessing the relative cost of meeting lower sulfur standards for NRLM fuels and heating oils which are currently at much higher sulfur levels in the U.S., Europe and Japan. All refineries face additional investments to remove sulfur from these fuels and so face roughly comparable control costs on a per gallon basis.

One factor arguing for competitively priced imports is the fact that refinery utilization rates are currently higher in the U.S. and Europe than in the rest of the world. The primary issue is whether overseas refiners will invest to meet tight sulfur standards for U.S., European and Japanese markets. Many overseas refiners will not invest, instead focusing

on local, higher sulfur markets. However, many overseas refiners focus on exports. Both Europe and the U.S. are moving towards highway and nonroad diesel fuel sulfur caps in the 10–15 ppm range. Europe is currently and projected to continue to need to import large volumes of highway diesel fuel. Thus, it seems reasonable to expect that a number of overseas refiners will invest in the capacity to produce some or all of their diesel fuel at these levels. Many overseas refiners also have the flexibility to produce 10–15 ppm diesel fuel from their cleanest blendstocks, as most of their available markets have less stringent sulfur standards. Thus, there are reasons to believe that some capacity to produce 10–15 ppm diesel fuel will be available overseas at competitive prices. If these refineries were operating well below capacity, they might be willing to supply complying product at prices which only reflect incremental operating costs. This could hold prices down in areas where importing fuel is economical. However, it is unlikely that these refiners could supply sufficient volumes to hold prices down nationwide. Despite this expectation, to be conservative, in the refining cost analysis conducted earlier in this chapter, we assumed no imports of 500 ppm or 15 ppm NRLM diesel fuel. All 500 ppm and 15 ppm NRLM fuel was produced by domestic refineries. This raised the average and maximum costs of 500 ppm and 15 ppm NRLM diesel fuel and increased the potential price impacts projected above beyond what

would have been projected had we projected that 5–10 percent of NRLM diesel fuel will be imported at competitive prices.

Fuel-Only Control Programs: We used the same methodology to estimate the potential price impacts for stand-alone 500 ppm and 15 ppm NRLM fuel programs. The potential price impacts of long-term 500 ppm and 15 ppm NRLM caps would be the same as those shown in table VI.A–8 above for the 500 ppm NRLM cap in 2007 and for the 15 ppm NRLM cap in 2014 and beyond, respectively.

B. Cost Savings to the Existing Fleet From the Use of Low Sulfur Fuel

We estimate that reducing fuel sulfur to 500 ppm would reduce engine wear and oil degradation to the existing nonroad diesel equipment fleet and that a further reduction to 15 ppm sulfur would result in even greater reductions. This reduction in wear and oil degradation would provide a dollar savings to users of nonroad equipment. The cost savings would also be realized by the owners of future nonroad engines that are subject to the standards in this proposal. As discussed below, these maintenance savings have been conservatively estimated to be greater than 3 cents per gallon for the use of 15 ppm sulfur fuel when compared to the use of today's unregulated nonroad diesel fuel. A summary of the range of benefits from the use of low-sulfur fuel is presented in Table VI.B–1.²¹⁹

TABLE VI.B–1.—ENGINE COMPONENTS POTENTIALLY AFFECTED BY LOWER SULFUR LEVELS IN DIESEL FUEL^a

Affected components	Effect of lower sulfur	Potential impact on engine system
Piston Rings	Reduced corrosion wear	Extended engine life and less frequent rebuilds.
Cylinder Liners	Reduced corrosion wear	Extended engine life and less frequent rebuilds.
Oil Quality	Reduced deposits, reduced acid build-up, and less need for alkaline additives.	Reduce wear on piston ring and cylinder liner and less frequent oil changes.
Exhaust System (tailpipe)	Reduced corrosion wear	Less frequent part replacement.
Exhaust Gas Recirculation System	Reduced corrosion wear	Less frequent part replacement

Notes: ^a The degree to which all of these benefits may occur for any specific engine will vary. For example, the impact of high sulfur fuel on piston rings, cylinder liners and oil quality are somewhat interdependent. To the extent an end-user lengthens the oil drain interval, the benefit of the low sulfur fuel on piston ring and cylinder liner wear will be lessened (though not eliminated). For users who do not alter oil drain intervals, the benefit of low sulfur fuel on extending piston ring and cylinder liner wear will be greater. The benefit of low sulfur fuel on reducing exhaust system and EGR system corrosion are independent of oil drain intervals.

The monetary value of these benefits over the life of the equipment will depend upon the length of time that the equipment operates on low-sulfur diesel fuel and the degree to which engine and equipment manufacturers specify new

maintenance practices and the degree to which equipment operators change engine maintenance patterns to take advantage of these benefits. For equipment near the end of its life in the 2008 time frame, the benefits will be

quite small. However, for equipment produced in the years immediately preceding the introduction of 500 ppm sulfur fuel, the savings would be substantial. Additional savings would

²¹⁸ "Cost of Diesel Fuel Desulfurization In Asian Refineries," Estrada International Ltd., for the Asian Development Bank, December 17, 2002.

²¹⁹ See Heavy-duty 2007 Highway Final RIA, Chapter V.C.5, and "Study of the Effects of Reduced

Diesel Fuel Sulfur Content on Engine Wear," EPA report # 460/3–87–002, June 1987.

be realized in 2010 when the 15 ppm sulfur fuel would be introduced.

We estimate the single largest savings would be the impact of lower sulfur fuel on oil change intervals. The RIA presents our analysis for the oil change interval extension which would be realized by the introduction of 500 ppm sulfur fuel in 2007, as well as the additional oil extension which would be realized with the introduction of 15 ppm sulfur nonroad diesel fuel in 2010. As explained in the RIA, these estimates are based on our analysis of publically available information from nonroad engine manufacturers. Due to the wide range of diesel fuel sulfur which today's nonroad engines may see around the world, engine manufacturers specify different oil change intervals as a function of diesel sulfur levels. We have used this data as the basis for our analysis. Taken together, when compared to today's relatively high nonroad diesel fuel sulfur levels, we estimate the use of 15 ppm sulfur fuel will enable an oil change interval extension of 35 percent from today's products.

We received comments on our estimated maintenance savings primarily from a number of end-user groups (e.g., equipment dealers, equipment rental organizations, farming organizations). Several commenters believed our estimates were too high, and one commenter believed the estimate was too low. However, all of the commenters who believed our cost savings estimates were too high provided no data to support their comments, beyond unsubstantiated opinions, nor did they comment on EPA's substantial related technical analysis.

The commenter who suggested the estimates were too low provided an example cost estimate for existing oil change intervals which, if used in our analysis, would have resulted in an estimated cost savings 4 times EPA's estimate. We have not changed our estimate based on the comments we received.

We present here a fuel operating cost savings attributed to the oil change interval extension in terms of a cents per gallon operating cost. We estimate that an oil change interval extension of 31 percent, as would be enabled by the use of 500 ppm sulfur fuel in 2007, results in a fuel operating costs savings of 2.9 cents per gallon for the nonroad fleet. We estimate an additional cost savings of 0.3 cents per gallon for the oil change interval extension which would be enabled by the use of 15 ppm sulfur beginning in 2010. Thus, for the nonroad fleet as a whole, beginning in

2010 nonroad equipment users can realize an operating cost savings of 3.2 cents per gallon compared to today's engine. This means that the end cost to the typical user for 15 ppm sulfur fuel is approximately 3.8 cents per gallon (7.0 cent per gallon cost for fuel minus 3.2 cent per gallon maintenance savings). For a typical 100 horsepower nonroad engine this represents a net present value lifetime savings, excluding the higher fuel costs, of more than \$500.

These savings will occur without additional new cost to the equipment owner beyond the incremental cost of the low-sulfur diesel fuel, although these savings are dependent on changes to existing maintenance schedules. Such changes seem likely given the magnitude of the savings. There are many mechanisms by which end-users could become aware of the opportunity to extend oil drain intervals. First, it is typical practice for engine and equipment manufacturers to issue service bulletins regarding lubrication and fueling guidance for end-users.²²⁰ Manufacturers provide these service bulletins to equipment dealerships and large equipment customers (such as rental companies). In addition, the equipment and end-user industries have a number of annual conferences which are used to share information, including information regarding appropriate engine and equipment maintenance practices. The end-user conferences are also designed to help specific industries and business reduce operating costs and maximize profits, which would include information on equipment maintenance practices. There are trade journals and publications which provide information and advice to their users regarding proper equipment maintenance. Finally, some nonroad users perform routine oil sample analysis in order to determine appropriate oil drain intervals, and in some cases to monitor overall engine wear rates in order to determine engine rebuild needs.²²¹ We have not estimated the value of the savings from all of the benefits listed in table VI.B-1, and therefore we believe the 3.2 cents per

²²⁰ For example, Appendix A of EPA Memorandum "Estimate of the Impact of Low Sulfur Fuel on Oil Change Intervals for Nonroad Diesel Equipment" contains a service bulletin from a nonroad diesel engine manufacturer. Copy of memo available in EPA Air Docket A-2001-28, item II-A-194.

²²¹ For example, Appendix C of EPA Memorandum "Estimate of the Impact of Low Sulfur Fuel on Oil Change Intervals for Nonroad Diesel Equipment", which indicates Caterpillar recommends owners use Scheduled Oil Sampling analysis as the best means for users to determine appropriate oil change intervals. Copy of memo available in EPA Air Docket A-2001-28, item II-A-194.

gallon savings is conservative as it only accounts for the impact of low sulfur fuel on oil change intervals. While some of these benefits are impacted by changes in oil change interval, a number are independent and not included in our cost savings estimate.

C. Engine and Equipment Cost Impacts

The following sections briefly discuss the various engine and equipment cost elements considered for this final rule and present the total costs we have estimated. The reader is referred to the RIA for a complete discussion. Estimated engine and equipment costs depend largely on both the size of the piece of equipment and its engine, and on the technology package being added to the engine to ensure compliance with the new Tier 4 standards. The wide size variation (e.g., engines under 4 horsepower through engines above 2500 horsepower) and the broad application variation (e.g., lawn equipment through large mining trucks) that exists in the nonroad industry makes it difficult to present here an estimated cost for every possible engine and/or piece of equipment. Nonetheless, for illustrative purposes, we present some examples of engine and equipment cost impacts throughout this discussion. Note that the costs presented here are for those nonroad engines and equipment that are mobile nonroad equipment and are, therefore, subject to nonroad engine standards. These costs would not apply for that equipment that is stationary—some portion of some equipment segments such as generator sets, pumps, compressors—and not subject to nonroad engine standards. The analysis summarized here is presented in detail in chapter 6 of the RIA.

Note that the costs presented here do not reflect any savings that are expected to occur because of the engine ABT program and/or the equipment manufacturer transition program, which are discussed in sections III.A and B. These optional programs have the potential to provide significant savings for both engine and equipment manufacturers. As a result, we consider our cost estimates to be conservative, in the sense that they likely overstate total engine and equipment costs.

In general, the final engine and equipment cost analysis is the same as that done for our proposal. We have made the following changes:

- In response to a comment, we have increased our engine research and development (R&D) costs. In the proposal, we estimated the R&D expenditure that each engine manufacturer would make to comply with the Tier 4 standards. In response

to the comment, we have refined that analysis and increased our estimate of engine R&D by roughly 50 percent. We did not receive any other comments with respect to our estimates for engine R&D.

- Because the final standards for engines above 750 horsepower have changed from the proposed standards, we have made changes to the engine R&D expenditures attributed to those engines. For costing purposes, the NO_x portion of the engine R&D expenditures are no longer shared by engines above 750 horsepower. This increases NO_x R&D attributed to other engines because a significant portion of engine R&D costs are costs shared across a wide range of products. We have also reduced the engine variable costs for engines above 750 horsepower since we are no longer projecting that NO_x adsorbers will be added to them.²²² This has no impact on the engine variable costs for other engines. We have also reduced the equipment redesign costs for engines above 750 horsepower since less redesign effort is projected to accommodate only a catalyzed diesel

²²² In order to avoid inconsistencies in the way our emission reductions, and cost-effectiveness estimates are calculated, our cost methodology for engines and equipment relies on the same projections of new nonroad engine growth as those used in our emissions inventory projections. Our NONROAD emission inventory model includes estimates of future engine populations that are consistent with the future engine sales used in our cost estimates. The NONROAD model inputs include an estimate of what percentage of generator sets sold in the U.S. are "mobile" and, thus, subject to the nonroad standards, and what percentage are "stationary" and not subject to the nonroad standards. These percentages vary by power category and are documented in "Nonroad Engine Population Estimates," EPA Report 420-P-02-004, December 2002. For generator sets above 750 horsepower, NONROAD assumes 100 percent are stationary and, therefore, not subject to the new nonroad standards. For generator sets under 750 horsepower, we have assumed other percentages of mobile versus stationary. During our discussions with engine manufacturers after the proposal, it became apparent not only that our estimate for generator sets above 750 horsepower may not be correct and many are indeed mobile, but also that some of our estimates for generator sets above 750 horsepower may also not be correct and many more than we estimate may indeed be mobile. If true, this increased percentage of mobile generator sets will be subject to the new nonroad standards. Unfortunately, we have not received sufficient data to make a conclusive change to the NONROAD model to include the potentially increased percentages of mobile generator sets and, therefore, for the above described purpose of maintaining consistency, we have not included their costs or their emissions reductions in our official estimates for this final rule (costs and emissions reductions for the current percentages in the NONROAD model are included in our estimates for the final rule). Instead, we present a sensitivity analysis in Chapter 8 of the RIA that includes both an estimate of the costs and emissions reductions that would result from including a higher percentage of generator sets as mobile equipment and subject to the new standards.

particulate filter (CDPF). This has no impact on the redesign costs of other equipment. Lastly, we have decreased the equipment variable costs for engines above 750 horsepower for the same reason as was done for engine variable costs.

- We have changed the engine operating costs for engines above 750 horsepower to reflect a different fuel economy impact than was associated with the proposed standards and to reflect the new timing for adding the CDPF and therefore incurring the maintenance costs associated with it.

- We have included costs for additional cooling on engines adding cooled EGR systems (engines of 25 to 50 horsepower and greater than 750 horsepower). These costs include the larger radiator and/or engine cooling fan that may be required on engines expected to add cooled EGR to meet the new standards. In the proposal, we had estimated the costs for the EGR system but not the costs for additional cooling.

- We have expressed all costs in 2002 dollars for the final rule rather than the proposal's use of 2001 dollars.

We received comments on other aspects of the proposed engine and equipment cost analysis that are not reflected in the final analysis. Some of the comments were:

- Some commenters claimed that we had underestimated costs for engines under 75 horsepower, and in the 75 to 100 horsepower range. For the engines under 75 horsepower, one commenter suggested the costs were higher than EPA estimated. Please see section 5.4.1 of the Summary and Analysis of Comments for a detailed discussion of the comments and our response. In the 75 to 100 horsepower range, one commenter suggested that we were incorrect in our assumption that those engines would have electronic fuel systems in the NRT4 baseline case, maintaining the electronic fuel systems would have to be added to these engines to comply with the Tier 4 standards and, therefore, are a cost of the Tier 4 rule. From this premise, the commenter argued that the costs for 75 to 100 horsepower engines will be disproportionately high.

We disagree. In the proposal, we estimated that by 2012, engines in this power range would already have electronic fuel injection systems. This estimate was based on our engineering assessment of what technologies would be required to comply with the Tier 2 and Tier 3 emission standards, as well as technical discussions we had with engine manufacturers regarding future product plans. Therefore, the costs of these electronic fuel injection systems

are not attributable to the Tier 4 rule. Our assessment at proposal is consistent with our projections in the Tier 2/3 rulemaking where we estimated costs for electronic fuel injection systems as a cost of complying with those standards. In the preamble to the proposed Tier 4 rule, we presented estimates of the penetration of various engine technologies into several power ranges, including 75 to 100 horsepower, based on engine manufacturers' 2001 model year certification data. *See* 68 FR 28386, May 23, 2003. Since then, model year certification data for 2004 are available, and these data substantiate our earlier prediction. These model year 2004 data represent implementation of the Tier 2 standards so these data illustrate the technologies engine manufacturers are using to comply with those standards. These data show that nearly 20 percent of the engines that will be produced in this power range will have electronically controlled fuel systems, while the model year 2001 data show no engines in this power range had electronic fuel systems. This dramatic increase in electronics as a result of the Tier 2 standards, let alone the Tier 3 standards, gives us confidence that our projections regarding 2012 are reasonable. Section 4.1.4 of the RIA contains a detailed discussion of this information; see also the discussions in sections II.B.4.b.i and II.B.5 above. Thus, we continue to believe that we have properly attributed costs of electronic fuel systems to the Tier 3 rule, or, put another way, that the cost of an electronic fuel system is not a cost attributable to this Tier 4 rule for engines in the 75 to 100 horsepower category. Since the cost of electronic fuel systems is the essential difference in the costs we attribute to the Tier 4 rule for these engines versus the costs the commenter would attribute, we therefore disagree with the comment and believe our estimates to be reasonable. *See also* section II.A.5 above.

- One commenter took exception to our method of amortizing fixed costs over a period of years following implementation of the new standards. The commenter suggested that we used such a method to imply to the regulated industries that they would not only recover their investments but would also make a gain on those investments. This is not the case. We use this method of amortization, briefly described here and more fully in the RIA, only to reflect the time value of money so that we can get a more accurate estimate of the cost to the companies.

The Summary and Analysis of Comments document contains the

details of all comments and our responses.

1. Engine Cost Impacts

Estimated engine costs are broken into fixed costs (for research and development, retooling, and certification), variable costs (for new hardware and assembly time), and life-cycle operating costs. Total operating costs include the estimated incremental cost for low-sulfur diesel fuel, any expected increases in maintenance costs associated with new emission control devices, any costs associated with increased fuel consumption, and any decreases in operating cost (*i.e.*, maintenance savings) expected due to low-sulfur fuel. Cost estimates presented here represent an expected incremental cost of engines in the model year of their introduction. Costs in subsequent years will be reduced by several factors, as described below. All engine and equipment costs are presented in 2002 dollars since producer price indexes for 2003 were not available in time for use in this analysis.

a. Engine Fixed Costs

i. Engine and Emission Control Device R&D

The technologies described in Section II represent those technologies we believe will be used to comply with the Tier 4 emission standards. For many manufacturers, these technologies are part of an ongoing research and development effort geared toward compliance with the 2007 heavy-duty diesel highway emission standards. The engine manufacturers making R&D expenditures toward compliance with highway emission standards will have to undergo some additional R&D effort to transfer emission control technologies to engines they wish to sell into the nonroad market. These R&D efforts will allow engine manufacturers to develop and optimize these new technologies for maximum emission-control effectiveness with minimum negative impacts on engine performance, durability, and fuel consumption.

Many nonroad engine manufacturers are not part of the ongoing R&D effort toward compliance with highway emissions standards because they do not sell engines into the highway market. Nonetheless, these manufacturers are expected to benefit from the R&D work that has already occurred and will continue through the coming years through their contact with highway manufacturers, emission control device manufacturers, and the independent

engine research laboratories conducting relevant R&D.

We project the use of several technologies for complying with the Tier 4 emission standards. We are projecting that NO_x adsorbers and catalyzed diesel particulate filters (CDPFs) will be the most likely technologies applied by industry to meet our new emissions standards for engines above 75 horsepower. The fact that these technologies are being developed for implementation in the highway market before the Tier 4 implementation dates, and the fact that engine manufacturers will have several years before implementation of the Tier 4 standards, ensures that the technologies used to comply with the nonroad standards will undergo significant development before reaching production. This ongoing development could lead to reduced costs in three ways. First, we expect research will lead to enhanced effectiveness for individual technologies, allowing manufacturers to use simpler packages of emission control technologies than we would predict given the current state of development. Similarly, we anticipate that the continuing effort to improve the emission control technologies will include innovations that allow lower-cost production. Finally, we believe that manufacturers will focus research efforts on any drawbacks, such as fuel economy impacts or maintenance costs, in an effort to minimize or overcome any potential negative effects.

We anticipate that, in order to meet the Tier 4 standards, industry will introduce a combination of primary technology upgrades. Achieving very low NO_x emissions will require basic research on NO_x exhaust emission control technologies and improvements in engine management to take advantage of the new exhaust emission control system capabilities. The manufacturers are expected to address the challenge by optimizing the engine and new exhaust emission control system to realize the best overall performance. This will entail optimizing the engine and emission control system for both emissions and fuel economy performance in light of the presence of the new exhaust emission control devices and their ability to control pollutants previously controlled only via in-cylinder means or with exhaust gas recirculation. Since most research to date with exhaust emission control technologies for nonroad applications has focused on retrofit programs which typically add an exhaust emission control device without making engine control changes, there remains room for significant improvements by taking such

a systems approach. The NO_x adsorber technology in particular is expected to benefit from re-optimization of the engine management system to better match the NO_x adsorber's performance characteristics. The majority of the dollars we have estimated for research is expected to be spent on developing this synergy between the engine and NO_x exhaust emission control systems. Therefore, for engines where we project use of both a CDPF and a NO_x adsorber (*i.e.*, 75 to 750 horsepower), we have attributed two-thirds of the R&D expenditures to NO_x control, and one-third to PM control.

As we mentioned earlier, we have further refined our estimate of engine R&D costs since our proposal. We have taken these R&D costs and have broken them into two components. The first of these components estimates the corporate R&D applicable across all engine lines. The second of these estimates the engine line by engine line R&D cost. The estimates of line by line R&D correlate to power range—\$1 million for under 75 horsepower engine lines, \$3 million for 75 to 750 horsepower engine lines, and \$6 million for above 750 horsepower engine lines. We estimated these expenditures based on the confidential information provided by the commenter and our analysis of that information. The end result is consistent with the commenter's suggested expenditure levels. We have applied these engine-line R&D estimates only where CDPFs and/or CDPF/NO_x adsorber systems are expected to be implemented (*i.e.*, this R&D is not applied for the under 75 horsepower engines in 2008 because the R&D already estimated for complying with those standards should not require the same effort to tailor it to each engine). We have also applied these estimates only for those engines without a highway counterpart (note that only 16 of a total 133 nonroad engine lines had a highway counterpart).

In the 2007 HD highway rule, we estimated that each engine manufacturer would expend \$36.1 million for R&D to redesign their engines and apply catalyzed diesel particulate filters (CDPF) and NO_x adsorbers.²²³ For their nonroad R&D efforts on engines where we project that compliance will require CDPFs and NO_x adsorbers (*i.e.*, 75 to 750 horsepower) and on greater than 750 horsepower engines requiring a CDPF, engine manufacturers that also sell into the highway market will incur some level of R&D effort but not at the

²²³ In the 2007 rule, we estimated a value of \$35 million in 1999 dollars. Here we have adjusted that value to express it in 2002 dollars.

level incurred for the highway rule. In many cases, the engines used by highway manufacturers in nonroad products are based on the same engine platform as those used in highway products. However, horsepower and torque characteristics are often different so some effort will have to be expended to accommodate those differences. For these manufacturers, we have estimated that they will incur an average R&D expense of \$3.6 million²²⁴ not including the nonroad engine line R&D noted above. This \$3.6 million R&D expense will allow for the transfer of R&D knowledge from their highway experience to their nonroad engine product line. For the reasons stated above, two-thirds of this R&D is attributed to NO_x control and one-third to PM control for 75 to 750 horsepower engines; for engines above 750 horsepower, all of this R&D is attributed to PM control.

For those manufacturers that sell larger engines only into the nonroad market, and where we project those engines will add a CDPF and a NO_x adsorber (75 to 750 horsepower) or a CDPF-only (above 750 horsepower), we believe that they will incur an R&D expense nearing that incurred by highway manufacturers for the highway rule although not quite at the same level. Nonroad manufacturers will be able to learn from the R&D efforts already underway for both the highway rule and for the Tier 2 light-duty highway rule (65 FR 6698, February 10, 2000). This learning could be done via seminars, conferences, and contact with highway manufacturers, emission control device manufacturers, and the independent engine research laboratories conducting relevant R&D. Therefore, for these manufacturers, we have estimated an average expenditure of \$25.3 million²²⁵ not including the nonroad engine line R&D noted above. This lower number—\$25.3 million versus \$36.1 million in the highway rule—reflects the transfer of knowledge to nonroad manufacturers that will occur from the many stakeholders in the diesel industry. Two-thirds of this R&D is attributed to NO_x control and one-third to PM control.

Note that the \$3.6 million and \$25.3 million estimates represent our estimate of the average R&D expected by manufacturers to gain knowledge about the anticipated emission control devices. These estimates will be

different for each manufacturer—some higher, some lower—depending on product mix and the number of engine lines in their product line.

For those engine manufacturers selling smaller engines that we project will add a CDPF-only (*i.e.*, 25 to 75 horsepower engines in 2013), we have estimated that the average R&D they will incur will be roughly one-third that incurred by manufacturers conducting CDPF/NO_x adsorber R&D. We believe this is a good estimate because CDPF technology is further along in its development than is NO_x adsorber technology and, therefore, a 50/50 split is not appropriate. Using this estimate, the R&D incurred by manufacturers that already have been selling any engines into both the highway and the nonroad markets will be \$1.2 million not including their nonroad engine line R&D, and the R&D for manufacturers selling engines into only the nonroad market will be roughly \$8.3 million²²⁶ not including their nonroad engine line R&D. All of this R&D is attributed to PM control.

For those engine manufacturers selling engines that we project will add only a DOC or make some engine-out modifications (*i.e.*, engines under 75 horsepower in 2008), we have estimated that the average R&D they will incur will be roughly one-half the amount estimated for their CDPF-only R&D. Using this estimate, the R&D incurred by manufacturers selling any engines into both the highway and nonroad markets will be roughly \$600,000, and the R&D for manufacturers selling engines into only the nonroad market will be roughly \$4.2 million.²²⁷ All of this R&D is attributed to PM control.

We have assumed that all R&D expenditures occur over a five year span preceding the first year any emission control device is introduced into the market. There is one exception to this assumption in that the expenditures for DOC-only R&D are assumed to occur over the four year span between the final rule and the 2008 standards. Where a phase-in exists (*e.g.*, for NO_x standards on 75 to 750 horsepower engines), expenditures are assumed to occur over the five year span preceding the first year NO_x adsorbers will be introduced, and then to continue during the phase-in years. The expenditures will be incurred in a manner consistent

with the phase-in of the standard. All R&D expenditures are then recovered by the engine manufacturer over an identical time span following the introduction of the technology, with the exception that expenditures for DOC-only R&D are recovered over a five year span rather than a four year span. We assume an opportunity cost of capital of seven percent for all R&D. We have apportioned these R&D costs across all engines that are expected to use these technologies, including those sold in other countries or regions that are expected to have similar standards. We have estimated the fraction of the U.S. sales to this total sales at 42 percent. Therefore, we have attributed this amount to U.S. sales. Note that all engine R&D costs for engines under 25 horsepower have been attributed to U.S. sales since other countries are not expected to have similar standards on these engines.

Using this methodology, we have estimated the total R&D expenditures attributable to the new standards at \$323 million with \$206 million spent on corporate R&D and \$118 million spent on engine line R&D. For comparison, our proposal estimated \$199 million for basic R&D and none for engine line R&D. The amount for corporate R&D is higher here solely due to the change to 2002 dollars.

ii. Engine-Related Tooling Costs

Once engines are ready for production, new tooling will be required to accommodate the assembly of the new engines. We have indicated below where our tooling cost estimates have changed from the proposal. In the 2007 highway rule, we estimated approximately \$1.65 million per engine line for tooling costs associated with CDPF/NO_x adsorber systems.²²⁸ For the nonroad Tier 4 standards, we have estimated that nonroad-only manufacturers will incur the same \$1.65 million per engine line requiring a CDPF/NO_x adsorber system and that these costs will be split evenly between NO_x control and PM control. For those systems requiring only a CDPF, we have estimated one-half that amount, or \$825,000 per engine line. For those systems requiring only a DOC or some engine-out modifications, we have applied a one-half factor again, or \$412,500 per engine line. Tooling costs for CDPF-only and for DOC engines are attributed solely to PM control. None of these estimates have changed since our proposal, with the exception of being

²²⁴ In the proposal, we estimated a value of \$3.5 million in 1999 dollars. Here we have adjusted that value to express it in 2002 dollars.

²²⁵ In the proposal, we estimated a value of \$24.5 million in 1999 dollars. Here we have adjusted that value to express it in 2002 dollars.

²²⁶ In the proposal, we estimated values of \$1.2 million and \$8 million in 1999 dollars. Here we have adjusted those values to express them in 2002 dollars.

²²⁷ In the proposal, we estimated values of \$600,000 and \$4 million in 1999 dollars. Here we have adjusted those values to express them in 2002 dollars.

²²⁸ In the 2007 rule, we estimated a value of \$1.6 million in 1999 dollars. Here we have adjusted that value to express it in 2002 dollars.

expressed in 2002 dollars. We received no comments on our tooling cost estimates.

For those manufacturers selling into both the highway and nonroad markets, we have estimated one-half the baseline tooling cost, or \$825,000, for those engine lines requiring a CDPF/NO_x adsorber system. We believe this is reasonable since many nonroad engines are produced on the same engine line with their highway counterparts. For such lines, we believe very little to no tooling costs will be incurred. For engine lines without a highway counterpart, something approaching the \$1.65 million tooling cost is applicable. For this analysis, we have assumed a 50/50 split of engine product lines for highway manufacturers and, therefore, a 50 percent factor applied to the \$1.65 million baseline. These tooling costs will be split evenly between NO_x control and PM control. For engine lines under 75 horsepower and above 750 horsepower, we have used the same tooling costs as the nonroad-only manufacturers because these engines tend not to have a highway counterpart. Therefore, for those engine lines requiring only a CDPF (*i.e.*, those between 25 and 75 horsepower and those above 750 horsepower), we have estimated a tooling cost of \$825,000. Note that this is a change from the proposal for engines above 750 horsepower; the proposal used the full \$1.65 million since both a CDPF and a NO_x adsorber were being projected. The tooling costs for DOC and/or engine-out engine lines has also been estimated to be \$412,500. Tooling costs for CDPF-only and for DOC engines are attributed solely to PM control. With the exception of the greater than 750 horsepower change, none of these tooling estimates have changed since our proposal, with the exception of being expressed in 2002 dollars.

We expect engines in the 25 to 50 horsepower range to apply EGR systems to meet the Tier 4 NO_x standards for 2013. For these engines, we have included an additional tooling cost of \$41,300 per engine line, consistent with the EGR-related tooling cost estimated for 50–100 horsepower engines in our Tier 2/3 rulemaking. The EGR tooling costs are applied equally to all engine lines in that horsepower range regardless of the markets into which the manufacturer sells. We have applied this tooling cost equally because engines in this horsepower range tend not to have highway counterparts. Tooling costs for EGR systems are attributed solely to NO_x control.

We have also estimated some tooling costs for engines above 750 horsepower

to meet the 2011 standards. We have estimated this amount at ten times the amount for 25 to 50 horsepower engines, or \$413,000 per engine line. This cost was not in the proposal since NO_x adsorbers were being projected for engines above 750 horsepower. We have applied this tooling to all engine lines above 750 horsepower, regardless of what markets into which a manufacturer sells, since such engines clearly have no highway counterpart. For the purpose of allocating costs, we have attributed this cost entirely to NO_x control. Note that there is a new 2011 PM standard for engines above 750 horsepower. However, we believe that PM standard could be met via engine-out control which would result in no new tooling costs associated with that standard.

We have applied all the above tooling costs to all manufacturers that appear to actually make engines. We have not eliminated joint venture manufacturers because these manufacturers will still need to invest in tooling to make the engines even if they do not conduct any R&D. We have assumed that all tooling costs are incurred one year in advance of the new standard and are recovered over a five year period following implementation of the new standard; all tooling costs include a capital opportunity cost of seven percent. As done for R&D costs, we have attributed a portion of the tooling costs to U.S. sales and a portion to sales in other countries expected to have similar levels of emission control. Note that all engine tooling costs for under 25 horsepower engines have been attributed to U.S. sales since other countries are not expected to have similar standards on these engines. More information is contained in chapter 6 of the RIA.

Using this methodology, we estimate the total tooling expenditures attributable to the new Tier 4 standards at \$74 million. For comparison, our proposal estimated \$67 million. The higher value here is a result of: Expressing values in 2002 dollars rather than 2001 dollars; attributing all under 25 horsepower tooling costs to U.S. sales while the proposal attributed 42 percent of those costs to U.S. sales; and, above 750 horsepower tooling is slightly higher because of the proposal's phase-in (50/50/50/100) of one set of standards while the final rule has two sets of standards.

iii. Engine Certification Costs

The comments we received with respect to our estimated certification costs noted that we had underestimated costs associated with new test procedures, especially transient testing

for engines above 750 horsepower. For the final rule, we have tripled the costs associated with new test procedures. Because we are not finalizing transient test procedures for engines above 750 horsepower, comments about the cost of these engines certifying using the transient test are now moot.

Manufacturers will incur more than the normal level of certification costs during the first few years of implementation because engines will need to be certified to the new emission standards using new test procedures (at least in some instances). Consistent with our recent standard setting regulations, we have estimated engine certification costs at \$60,000 per new engine certification to cover existing testing and administrative costs.²²⁹ The \$60,000 certification cost per engine family was used for 25 to 75 horsepower engines certifying to the 2008 standards. For 25 to 75 horsepower engines certifying to the 2013 standards, and for 75 to 750 horsepower engines certifying to their new standards, we have added costs to cover the new test procedures for nonroad diesel engines (*e.g.*, the transient test, the NTE);²³⁰ these costs are estimated at \$31,500 per engine family.²³¹ For engines under 25 horsepower, we have assumed (for cost purposes) that all engines will certify to the transient test and the NTE in 2008. We believe manufacturers may choose to do this rather than certifying all engines again in 2013 when the transient test and NTE requirements actually begin for those engines. This assumption results in higher certification costs in 2008 than if these engines certified only to the steady-state standard. However, we believe manufacturers may choose to do this because it would avoid the need to

²²⁹ In the proposal we added a certification fee to this cost. In the final rule we have not included the certification fee because that cost will be accounted for in the certification fees rulemaking (see 67 FR 51402 for the proposed rule). Including in the proposal was essentially double counting that fee. Similarly, if we were to include it in this final rule, we would be double counting that fee.

²³⁰ Note that the transport refrigeration unit (TRU) test cycle is an optional duty cycle for steady-state certification testing specifically tailored to the operation of TRU engines. Likewise, the ramped modal cycles are available test cycles that can be used to replace existing steady-state test requirements for nonroad constant-speed engines, generally. Manufacturers of these engines who opt to use one of these test cycles would incur no new costs above those estimated here and may incur less cost.

²³¹ Note that the proposal incorrectly used a value of \$10,500 for costs associated with the new test procedures. Here, we have corrected this error by using a value of \$31,500. Note also that the proposal erroneously did not include certification costs associated with transient testing and the NTE for engines under 25 horsepower. We have corrected that error in the final analysis.

recertify all engines under 25 horsepower again in 2013. These certification costs—whether it be the \$60,000 or the \$91,500 per engine family—apply equally to all engine families for all manufacturers regardless of into what markets the manufacturer sells. For engines above 750 horsepower, the certification costs used were \$87,000 per family since these engines will not be certifying over the new transient test procedure. We have applied these certification costs to all U.S. sold engine families and then spread the total over U.S. sales. In other words, we have not presumed that certification conducted for U.S. engines would fulfill the certification requirements of other countries and have, therefore, not spread total costs over engine sales outside the U.S.

Applying these costs to each of the 665 engine families as they are certified to a new emissions standard results in total costs of \$91 million expended during implementation of the Tier 4 standards. These costs are attributed to NO_x and PM control consistent with the phase-in of the new emissions standards—where new NO_x and PM standards are introduced together, the certification costs are split evenly; where only a new PM standard is introduced, the certification costs are attributed to PM only; where a NO_x phase-in becomes 100 percent in a year after full implementation of a PM standard, the certification costs are attributed to NO_x only. All certification costs are assumed to occur one year prior to the new emission standard and are then recovered over a five year period following compliance with the new standard; all certification costs include a capital opportunity cost of seven percent. For comparison, our proposal estimated certification costs at \$72 million. The increase here is a result of using a higher cost associated with the new test procedures than was used in the proposal.

We also received comment that we should estimate certification costs based on use of the ABT program rather than based on the phase-in. Doing this would result in higher certification costs because all engine families would be certified in year one of the phase-in and all families would again be certified in the final year of the phase-in. In contrast, since we have based certification costs on the phase-in, all engine families are certified in year one (PM standards have no phase-in) and only half are again certified in the final year (the 50 percent not meeting the new NO_x standard in year one). We have chosen not to estimate certification or any costs based on use of the ABT

program (or the TPME program) since it is so difficult to predict how this program will be used. Furthermore, we must remain consistent throughout our cost analysis so that, if we estimated certification costs based on use of the ABT program, we should also base engine variable costs and equipment variable costs on use of the ABT program. Doing so, we believe, would decrease engine variable costs since that is the primary reason manufacturers choose to make use of the ABT program. Since engine variable costs, as discussed below, are a much greater fraction of the overall program costs, we believe that we are being conservative by generating our costs based on use of the phase-in. Therefore, we believe that use of the ABT program (and the TPME program) will provide substantial net savings to industry even though widespread use of ABT might cause certification costs to be higher.

b. Engine Variable Costs

This section summarizes the detailed analysis presented in chapter 6 of the RIA. For our analysis, we have used the 2002 annual average costs for platinum and rhodium (the two platinum group metals (PGMs) we expect will be used) because we believe they represent a better estimate of the cost for PGM than other metrics. In the RIA, we present a cost sensitivity that estimates the recovery value of precious metals returned to the open market upon retirement of an aftertreatment device. We present that analysis to gauge the true social cost of these devices when new.

We have not made any changes to our engine variable costs as a result of public comments. Some commenters (engine manufacturers) claimed that we had underestimated these costs but did not provide any detailed information about where they believed we had erred or what they believed the costs should be. Other commenters (emission control device manufacturers) claimed that we had done a fair job with our estimates. Some commenters (equipment manufacturers) claimed that our assumptions with respect to baseline engine configurations were not accurate. However, as discussed earlier, based on our own engineering judgement and the positive comments of the engine manufacturers—who we consider a better source for such information than equipment manufacturers since engine manufacturers are the directly affected entities—we have maintained our original assumptions for baseline engine configurations. Further, our assumed Tier 4 baseline engine configurations are consistent with our assumed compliant

technology packages for T2/3, and those packages included the things equipment manufacturers are claiming will not be present in the Tier 4 baseline. As a result, we have already considered the costs associated with reaching our Tier 4 baseline engine configurations in the context of the T2/3 rule.

We have made changes to engine variable costs to remain consistent with the final program—*i.e.*, we have changed our greater than 750 horsepower cost estimates since the final standards differ from those that were proposed. We have also changed the costs by expressing them in 2002 dollars rather than 2001 dollars.²³²

i. NO_x Adsorber System Costs

The NO_x adsorber system that we are anticipating will be used to comply with Tier 4 engine standards will be the same as that used for highway applications. In order for the NO_x adsorber to function properly, a systems approach that includes a reductant metering system and control of engine A/F ratio is also necessary. Many of the new air handling and electronic system technologies developed in order to meet the Tier 2/3 nonroad engine standards can be applied to accomplish the NO_x adsorber control functions as well (these costs were accounted for in our T2/3 rule). Some additional hardware for exhaust NO_x or O₂ sensing and for fuel metering will likely be required. The cost estimates include a DOC for clean-up of hydrocarbon emissions that occur during NO_x adsorber regeneration events. We have also estimated that warranty costs will increase due to the application of this new hardware. Chapter 6 of the RIA contains the details for how we estimated costs associated with the new NO_x control technologies required to meet the Tier 4 emission standards. These costs are estimated to increase engine costs by roughly \$670 in the near-term for a 150 horsepower engine, and \$2,040 in the near-term for a 500 horsepower engine. In the long-term, we estimate these costs to be \$550 and \$1,650 for the 150 horsepower and 500 horsepower engines, respectively. These costs may differ slightly from the proposal due to the adjustments to 2002 dollars. Note that we have estimated costs for all engines in all horsepower

²³² Note that the change to 2002 dollars had different effects on different pieces of hardware. We have used two different PPI adjustments in the analysis: one for motor vehicle catalytic converters which was used to adjust costs for DOCs, NO_x adsorbers, and CDPFs; and another for motor vehicle parts and accessories which was used for all other pieces of hardware. The former of these adjustments actually caused costs to decrease relative to the proposal while the latter caused costs to increase slightly.

ranges, and these estimates are presented in detail in the RIA. Throughout this discussion of engine and equipment costs, we present costs for a 150 and a 500 horsepower engine for illustrative purposes.

ii. Catalyzed Diesel Particulate Filter (CDPF) Costs

CDPFs can be made from a wide range of filter materials including wire mesh, sintered metals, fibrous media, or ceramic extrusions. The most common material used for CDPFs for heavy-duty diesel engines is cordierite. Here we have based our cost estimates on the use of silicon carbide (SiC) even though it is more expensive than other filter materials.²³³ We estimate that the CDPF systems will add \$760 to engine costs in the near-term for a 150 horsepower engine and \$2,710 in the near-term for a 500 horsepower engine. In the long-term, we estimate these CDPF system costs to be \$580 and \$2,070 for the 150 horsepower and the 500 horsepower engines, respectively. These costs may differ slightly from the proposal due to the adjustments to 2002 dollars.

iii. CDPF Regeneration System Costs

Application of CDPFs in nonroad applications may present challenges beyond those of highway applications. For this reason, we anticipate that some additional hardware beyond the diesel particulate filter itself may be required to ensure that CDPF regeneration occurs. For some engines this may be new fuel control strategies that force regeneration under some circumstances, while in other engines it might involve an exhaust system fuel injector to inject fuel upstream of the CDPF to provide necessary heat for regeneration under some operating conditions. We estimate the near-term costs of a CDPF regeneration system to be \$200 for a 150 horsepower engine and \$330 for a 500 horsepower engine. In the long-term, we estimate these costs at \$150 and \$250, respectively. These costs may differ slightly from the proposal due to the adjustments to 2002 dollars.

iv. Closed-Crankcase Ventilation System (CCV) Costs

Today's final rule eliminates the exemption that allows turbo-charged nonroad diesel engines to vent crankcase gases directly to the

environment. Such engines are said to have an open crankcase system. We project that this requirement to close the crankcase on turbo-charged engines will force manufacturers to rely on engineered closed crankcase ventilation systems that filter oil from the blow-by gases prior to routing them into either the engine intake or the exhaust system upstream of the CDPF. We have estimated the initial cost of these systems to be roughly \$30 for low horsepower engines and up to \$90 for very high horsepower engines. These costs are incurred only by turbo-charged engines because today's naturally aspirated engines already have CCV systems. These costs may differ slightly from the proposal due to the adjustments to 2002 dollars.

v. Variable Costs for Engines Below 75 Horsepower and Above 750 Horsepower

The Tier 4 program includes standards for engines under 25 horsepower that begin in 2008, and two sets of standards for 25 to 75 horsepower engines—one set that begins in 2008 and another that begins in 2013.²³⁴ The 2008 standards for all engines under 75 horsepower are of similar stringency and are expected to result in use of similar technologies (*i.e.*, the possible addition of a DOC). The 2013 standards for 25 to 75 horsepower engines are considerably more stringent than the 2008 standards and are expected to force the addition of a CDPF along with some other engine hardware to enable the proper functioning of that new technology. More detail on the mix of technologies expected for all engines under 75 horsepower is presented in section II.B.4 and 5. As discussed there, if changes are needed to comply, we expect manufacturers to comply with the 2008 standards through either engine-out improvements or through the addition of a DOC. From a cost perspective, we have projected that engines will add a DOC. Presumably, the manufacturer will choose the least costly approach that provides the necessary reduction. If engine-out modifications are less costly than a DOC, our estimate here is conservative. If the DOC proves to be less costly, then our estimate is representative of what most manufacturers will do. Therefore, we have assumed that, beginning in 2008, all engines below 75 horsepower add a DOC. Note that this estimate is made more conservative since we have assumed this cost for all engines when,

in fact, some engines below 75 horsepower currently meet the Tier 4 PM standard (for 2008) and will not, therefore, incur any incremental costs to meet it. We have estimated this added hardware to result in an increased engine cost of \$143 in the near-term and \$136 in the long-term for a 30 horsepower engine. These costs may differ slightly from the proposal due to the adjustments to 2002 dollars.

We have also projected that some engines in the 25 to 75 horsepower range will have to upgrade their fuel systems to accommodate the CDPF. We have estimated the incremental costs for these fuel systems at roughly \$870 for a three cylinder engine in the 25–50 horsepower range, and around \$450 for a four cylinder engine in the 50–75 horsepower range. This difference reflects a different base fuel system, with the smaller engines assumed to have mechanical fuel systems and the larger engines assumed to already be electronic. The electronic systems will incur lower costs because they already have the control unit and electronic fuel pump. Also, we have assumed these fuel changes will occur for only direct injection (DI) engines; indirect injection engines (IDI) are assumed to remain IDI but to add more hardware as part of their CDPF regeneration system to ensure proper regeneration under all operating conditions. Such a regeneration system, described above, is expected to cost roughly twice that expected for DI engines, or around \$320 for a 30 horsepower IDI engine versus \$160 for a DI engine. These costs may differ slightly from the proposal due to the adjustments to 2002 dollars.

We have also projected that engines in the 25–50 horsepower range will add cooled EGR to comply with their new NO_x standard in 2013. Additionally, we have estimated, for cost purposes, that engines above 750 horsepower will add cooled EGR to comply with their new NO_x standard in 2011. This represents a conservative estimate since we do not necessarily anticipate that cooled EGR will be applied to all, if any, engines above 750 horsepower. Nonetheless, we do expect some changes to be made (most probably some form of engine-out emission control) and, consistent with our approach to costing DOCs for engines below 75 horsepower in 2008, we have conservatively costed cooled EGR for engines above 750 horsepower in 2011. We have estimated that the EGR system will add \$100 in the near-term and \$70 in the long-term to the cost of a 30 horsepower engine, and \$550 and \$420, respectively, for engines above 750 horsepower. These costs may differ slightly from the proposal due to

²³³ This is particularly true with respect to engines above 750 horsepower where we believe that manufacturers may in fact use a wire mesh substrate rather than the SiC substrate we have costed and, indeed, we have based the level of the 2015 PM standard on this use of wire mesh substrates (*see* section II.B.3.b). We have chosen to remain conservative in our cost estimates by assuming use of a SiC substrate for all engines.

²³⁴ We refer here to PM standards. There also is a NO_x+NMHC standard for 25–50 horsepower engines that takes effect in 2013 and is equivalent to the Tier 3 NO_x+NMHC standard for 50–75 horsepower engines (*see* section II.A).

the adjustments to 2002 dollars. To these costs, we have added costs associated with additional cooling that may be needed to reject the heat generated by the cooled EGR system or other in-cylinder technologies. These costs were not included in the proposal. Such additional cooling might take the form of a larger radiator and/or a larger or more powerful cooling fan. Based on cost estimates from our Nonconformance Penalty rule (67 FR 51464), we have estimated that the costs associated with additional cooling will add \$40 in the near-term and \$30 in the long-term to the cost of a 30 horsepower engine, and \$710 in the near-term and \$560 in the long-term for engine above 750 horsepower. Note that we are also projecting use of a CDPF for engines above 750 horsepower, as was discussed above.

We believe there are factors that will cause variable hardware costs to decrease over time, making it appropriate to distinguish between near-term and long-term costs. Research in the costs of manufacturing has consistently shown that as manufacturers gain experience in production, they are able to apply innovations to simplify machining and assembly operations, use lower cost materials, and reduce the number or complexity of component parts.²³⁵ Our analysis, as described in more detail in the RIA, incorporates the effects of this learning curve by projecting that the variable costs of producing the low-emitting engines decreases by 20 percent starting with the third year of production. For this analysis, we have assumed a baseline that represents such learning already having occurred once due to the 2007 highway rule (*i.e.*, a 20 percent reduction in emission control device costs is reflected in our near-term costs). We have then applied a single learning step from that point in this analysis. Additionally, manufacturers are expected to apply ongoing research to make emission controls more effective and to have lower operating costs over time. However, because of the uncertainty involved in forecasting the results of this research, we conservatively have not accounted for it in this analysis.

c. Engine Operating Costs

We are projecting that a variety of new technologies will be introduced to enable nonroad engines to meet the new Tier 4 emissions standards. Primary among these are advanced emission

control technologies and low-sulfur diesel fuel. The technology enabling benefits of low-sulfur diesel fuel are described in Section II, and the incremental cost for low-sulfur fuel is described in section VI.A. The new emission control technologies are themselves expected to introduce additional operating costs in the form of increased fuel consumption and increased maintenance demands. Operating costs are estimated in the RIA over the life of the engine and are expressed in terms of cents/gallon of fuel consumed. In section VI.C.3, we present these lifetime operating costs as a net present value (NPV) in 2002 dollars for several example pieces of equipment.

Total operating cost estimates include the following elements: the change in maintenance costs associated with applying new emission controls to the engines; the change in maintenance costs associated with low sulfur fuel such as extended oil change intervals; the change in fuel costs associated with the incrementally higher costs for low sulfur fuel, and the change in fuel costs due to any fuel consumption impacts associated with applying new emission controls to the engines. This latter cost is attributed to the CDPF and its need for periodic regeneration which we estimate may result in a one percent fuel consumption increase where a NO_x adsorber is also applied, or a two percent fuel consumption increase where no NO_x adsorber is applied (refer to chapter 6, section 6.2.3.3 of the RIA). Maintenance costs associated with the new emission controls on the engines are expected to increase since these devices represent new hardware and, therefore, new maintenance demands. For CDPF maintenance, we have used a maintenance interval of 3,000 hours for smaller engines and 4,500 hours for larger engines and a cost of \$65 through \$260 for each maintenance event. For closed-crankcase ventilation (CCV) systems, we have used a maintenance interval of 675 hours for all engines and a cost per maintenance event of \$8 to \$48 for small to large engines. Offsetting these maintenance cost increases will be a savings due to an expected increase in oil change intervals because low sulfur fuel will be far less corrosive than is current nonroad diesel fuel. Less corrosion will mean a slower acidification rate (*i.e.*, less degradation) of the engine lubricating oil and, therefore, more operating hours between needed oil changes. As discussed in section VI.B, the use of 15 ppm sulfur fuel can extend oil change intervals by as much as 35 percent for both new and

existing nonroad engines and equipment. We have used a 35 percent increase in oil change interval along with costs per oil change of \$70 through \$400 to arrive at estimated savings associated with increased oil change intervals.

These operating costs are expressed as a cent/gallon cost (or savings). As a result, operating costs are directly proportional to the amount of fuel consumed by the engine. We have estimated these operating costs—fuel-related refining and distribution costs, maintenance related costs, and fuel economy impacts—to be 5.4 cents/gallon for a 150 horsepower engine and 6.5 cents/gallon for a 500 horsepower engine. More detail on operating costs can be found in Chapter 6 of the RIA.

The existing fleet will also benefit from lower maintenance costs due to the use of low sulfur diesel fuel. The operating costs for the existing fleet are discussed in section VI.B. We did receive comments with respect to our oil change maintenance savings estimates. These comments were address in section VI.B. We received no comments on our CDPF and CCV maintenance costs or our CDPF regeneration costs.

2. Equipment Cost Impacts

In addition to the costs directly associated with engines that incorporate new emission controls to meet new standards, costs will increase due to the need to redesign the nonroad equipment in which these engines are used. Such redesigns will probably be necessary due to the expected addition of new emission control systems, but could also occur if the engine has a different shape or heat rejection rate, or is no longer made available in the configuration previously used. We have accounted for these potential changes in establishing the lead time for the Tier 4 emissions standards. The transition flexibility provisions for equipment manufacturers that are included in this final rule are an element of that lead time. These flexibility provisions are described in detail in section III.B.

In assessing the economic impact of the new emission standards, EPA has made a best estimate of the modifications to equipment that relate to packaging (installing engines in equipment engine compartments). The incremental costs for new equipment will be comprised of fixed costs (for redesign to accommodate new emission control devices) and variable costs (for new equipment hardware to affix the new emission control devices and for labor to install those emission control devices). Note that the fixed costs do not

²³⁵ For example, *see*, "Learning Curves in Manufacturing," Linda Argote and Dennis Epple, *Science*, February 23, 1990, Vol. 247, pp. 920–924.

include certification costs because the equipment is not certified to emission standards. The engine is certified by the engine manufacturer; therefore, the related certification costs are counted as an engine fixed cost. We have also attributed all changes in operating costs (e.g., additional maintenance) to the cost estimates for engines. Included in section VI.C.3 is a discussion of several example pieces of equipment (e.g., skid/steer loader, dozer, etc.) and the costs we have estimated for these specific example pieces of equipment. Full details of our equipment cost analysis can be found in chapter 6 of the RIA. All costs are presented in 2002 dollars.

We have made only limited changes relative to the proposal with respect to our estimated equipment costs, as discussed below. We did receive comment that we underestimated costs for equipment redesign and for markups on equipment variable costs. The commenters making these claims relative to equipment redesign costs tended to be those that have relative high equipment sales volumes. Such manufacturers tend to expend levels higher than we estimated in our proposal for equipment redesign because they sell into highly competitive markets and they can spread costs over many units. However, some equipment manufacturers we have met with, most notably those with small sales volumes, do not appear to expend nearly the level we estimated in the proposal. These manufacturers tend to sell into markets with few competitors, produce machines by hand, and expend less redesign effort relative to a high sales volume manufacturer.²³⁶ Our goal in the proposal was to estimate the redesign costs spent by industry (i.e., the average cost per piece of equipment multiplied by all equipment resulting in an estimated total industry cost), rather than estimating the maximum cost to be spent by any particular manufacturer. As a result, our equipment redesign estimates per model may be too low for some manufacturers, but they are also too high for others. We believe this cost methodology provides as accurate an estimate as can be made. We have used the same methodology for the final cost estimates presented here.

As for the comments with respect to equipment variable costs, we did indeed include a markup of 29 percent and disagree with the commenter that a two-to-one markup would be more appropriate. Such a high markup on

equipment variable costs is not sustainable in a competitive market, at least on average, and the commenter provided no data nor study that supported the comment.

We have made minor changes to the proposed numbers to express them in 2002 dollars and to reflect where the program has changed (i.e., greater than 750 horsepower mobile machines). We have also attributed all under 25 horsepower redesign costs to U.S. sales since we do not expect other countries to have similar emission standards for these engines/equipment. Lastly, we have corrected some minor errors made in the proposal in determining motive versus non-motive models and determining the number of unique equipment models needing redesign. We now estimate that a total of over 4,500 equipment models will be redesigned as compared to the proposal's estimate of just over 4,100 equipment models. Further discussion of these changes can be found in Chapter 6 of the RIA.

a. Equipment Fixed Costs

As we noted in the proposal, the most significant changes anticipated for equipment redesign are changes to accommodate the physical changes to engines, especially for those engines that add PM traps and NO_x adsorbers. The costs for engine development and the emission control devices are included as costs to the engines, as described above. Equipment manufacturers must still incur the effort and expense of integrating the engine and emissions control devices into the piece of equipment. Therefore, we have allocated extensive engineering time for this effort.

The costs we have estimated are based on engine power and whether an application is non-motive (e.g., a generator set) or motive (e.g., a skid steer loader). The designs we have considered to be non-motive are those that lack a propulsion system. In addition, the new emission standards for engines rated under 25 horsepower and the 2008 standards for 25–75 horsepower engines are projected to require no significant equipment redesign beyond that done to accommodate the Tier 2 standards. As explained earlier, we expect that these engines will comply with the new Tier 4 standards through either engine modifications to reduce engine-out emissions or through the addition of a DOC. We have projected that engine modifications will not affect the outer dimensions of the engine and that a DOC will replace the existing muffler. Therefore, either approach taken by the

engine manufacturer should have limited to no impact on the equipment design. Nonetheless, we have conservatively estimated their redesign costs at \$53,100 per model.²³⁷

A number of equipment manufacturers have shared detailed information with us regarding the investments made for Nonroad Tier 2 equipment redesign efforts, as well as redesign estimates for significant changes such as installing a new engine design. These estimates range from approximately \$53,100 for some lower powered equipment models to well over \$1 million for high horsepower equipment with very challenging design constraints. We believe that the equipment redesign efforts undertaken for the T2/3 are representative of the effort that will be required for Tier 4 because the changes needed are the same in nature—increasing available space within the machine to accommodate new hardware. We have based our Tier 4 estimates, in part, on that industry input and have estimated that equipment redesign costs will range from \$53,100 per model for 25 horsepower equipment up to \$796,500 per model for 300 horsepower equipment and above. For mobile machines greater than 750 horsepower, we have used a new redesign cost of \$106,000 associated with the 2011 standards which is consistent in scale with the estimate used for 25 to 50 horsepower equipment that add both EGR and a CDPF in the 2013 timeframe. This estimate was not in the proposal. For this larger equipment, we have continued with an estimate of \$796,500 associated with the 2015 standards even though we project no need to accommodate a NO_x adsorber. We have attributed only a portion of the equipment redesign costs to U.S. sales in a manner consistent with that taken for engine R&D costs and engine tooling costs. In addition, we expect manufacturers to incur some fixed costs to update service and operation manuals to address the maintenance demands of new emission control technologies and the new oil service intervals; we estimate these service manual updates to cost between \$2,660 and \$10,620 per equipment model.

These equipment fixed costs (redesign and manual updates) were then allocated appropriately to each new model to arrive at a total equipment fixed cost of \$828 million. We have assumed that these costs will be

²³⁶ “Meeting between Staff of Eagle Crusher Company, Inc., and EPA,” memorandum from Todd Sherwood to Air Docket A–2001–28, Docket Item IV–E–40, EDOCKET OAR–2003–0012–0868, March 16, 2004.

²³⁷ Note that the equipment redesign estimates, and all other equipment related costs, have been adjusted from the NPRM to express them in 2002 dollars.

recovered over a ten year period with a seven percent opportunity cost of capital. By comparison, our proposal estimated equipment fixed costs at \$698 million. The costs are higher now because of the changes mentioned above—expressing costs in 2002 dollars; attributing all under 25 horsepower redesign costs to U.S. sales; and, correcting upward the number of equipment models to be redesigned.

b. Equipment Variable Costs

Equipment variable cost estimates are based on costs for additional materials to mount the new hardware (*i.e.*, brackets and bolts required to secure the aftertreatment devices) and additional sheet metal assuming that the body cladding of a piece of equipment (*i.e.*, the hood) might change to accommodate the aftertreatment system. Variable costs also include the labor required to install

these new pieces of hardware. For engines above 75 horsepower—those expected to incorporate CDPF and NO_x adsorber technology—the amount of sheet metal is based on the size of the aftertreatment devices.

For equipment of 150 horsepower and 500 horsepower, respectively, we have estimated the costs to be roughly \$60 to \$150. Note that we have estimated costs for equipment in all horsepower ranges, and these estimates are presented in detail in the RIA. Throughout this discussion of engine and equipment costs, we present costs for a 150 and a 500 horsepower engine for illustrative purposes.

3. Overall Engine and Equipment Cost Impacts

To illustrate the engine and equipment cost impacts we are estimating for the Tier 4 standards, we

have chosen several example pieces of equipment and have presented the estimated costs for them. Using these examples, we can calculate the costs for a specific piece of equipment in several horsepower ranges and better illustrate the cost impacts of the new standards. These costs along with information about each example piece of equipment are shown in table VI.C–1. Costs presented are near-term and long-term costs for the final standards to which each piece of equipment will comply. Long-term costs are only variable costs and, therefore, represent costs after all fixed costs have been recovered and all projected learning has taken place. Included in the table are estimated prices for each piece of equipment to provide some perspective on how our estimated control costs relate to existing equipment prices.

TABLE VI.C–1.—NEAR-TERM AND LONG-TERM COSTS FOR SEVERAL EXAMPLE PIECES OF EQUIPMENT ^a
(\$2002, for the final emission standards to which the equipment must comply)

	Gen-Set	Skid/steer loader	Backhoe	Dozer	Ag tractor	Dozer	Off-highway truck
Horsepower	9 hp	33 hp	76 hp	175 hp	250 hp	503 hp	1000 hp
Incremental Engine & Equipment Cost	\$120	\$790	\$1,200	\$2,560	\$1,970	\$4,140	\$4,670
Long-Term	180	1,160	1,700	3,770	3,020	6,320	8,610
Near-Term.							
Estimated Equipment Price when New ^b	4,000	20,000	49,000	238,000	135,000	618,000	840,000
Incremental Operating Costs ^c	–80	70	610	2,480	2,110	7,630	20,670
Baseline Operating Costs (Fuel & Oil only) ^c	940	2,680	7,960	27,080	23,750	77,850	179,530

Notes: ^aNear-term costs include both variable costs and fixed costs; long-term costs include only variable costs and represent those costs that remain following recovery of all fixed costs. ^b“Price Database for New Nonroad Equipment,” memorandum from Zuimdie Guerra to EDOCKET OAR–2003–0012–0960. ^cPresent value of lifetime costs.

More detail and discussion regarding what these costs and prices mean from an economic impact perspective can be found in section VI.E.

D. Annual Costs and Cost Per Ton

One tool that can be used to assess the value of the Tier 4 standards for NRLM fuel and nonroad engines is the costs incurred per ton of emissions reduced. This analysis involves a comparison of our new program to other measures that have been or could be implemented. As summarized in this section and detailed in the RIA, the program being finalized today represents a highly cost effective mobile source control program for reducing PM, NO_x, and SO₂ emissions.

We have calculated the cost per ton of our Tier 4 program based on the net present value of all costs incurred and all emission reductions generated over a 30 year time window following implementation of the program (*i.e.*, calendar years 2007 through 2036). This approach captures all of the costs and emissions reductions from our new

program including those costs incurred and emissions reductions generated by the existing fleet. The baseline for this evaluation is the existing set of fuel and engine standards (*i.e.*, unregulated NRLM fuel and the Tier 2/Tier 3 program). The 30 year time window chosen is meant to capture both the early period of the program when very few new engines that meet the new standards will be in the fleet, and the later period when essentially all engines will meet the new standards.

We have analyzed the cost per ton reduced of several different scenarios. The costs and emissions reductions of each of these scenarios are presented in detail in chapter 8 of the RIA. Here, we present information of the cost and cost effectiveness for the following two scenarios: (1) The full NRLM fuel and nonroad engine program, meaning two steps of fuel control (to 500 ppm and then to 15 ppm) for both NR and L&M fuel and all of the nonroad engine standards; and, (2) the NRLM fuel-only program, meaning two steps of fuel

control (to 500 ppm and then to 15 ppm) for both NR and L&M fuel but without any new nonroad engine standards.²³⁸ For the first of these scenarios, the discussion illustrates the costs and relative cost effectiveness of the final NRT4 program to other programs. For the second of these scenarios, the discussion illustrates the costs and cost effectiveness associated with the fuel program as if implemented as a stand alone program without new engine standards.

In sections VI.D.1 and 2, we present the cost of the full NRLM fuel and nonroad engine program and the cost per ton of PM, NO_x+NMHC, and SO₂ reductions that will be realized. The analysis presented in sections VI.D.1 and 2 represents the total Tier 4 program for nonroad diesel engines and NRLM fuel being finalized today. In sections VI.D.3 and 4, we summarize the

²³⁸ We are not analyzing a scenario involving just the engine standards because the nonroad engine standards involving advanced emissions control technologies require the use of the 15ppm fuel.

cost for the NRLM fuel-only scenario and the cost per ton of PM and SO₂ reductions that would be realized.

1. Annual Costs for the Full NRLM Fuel and Nonroad Engine Program

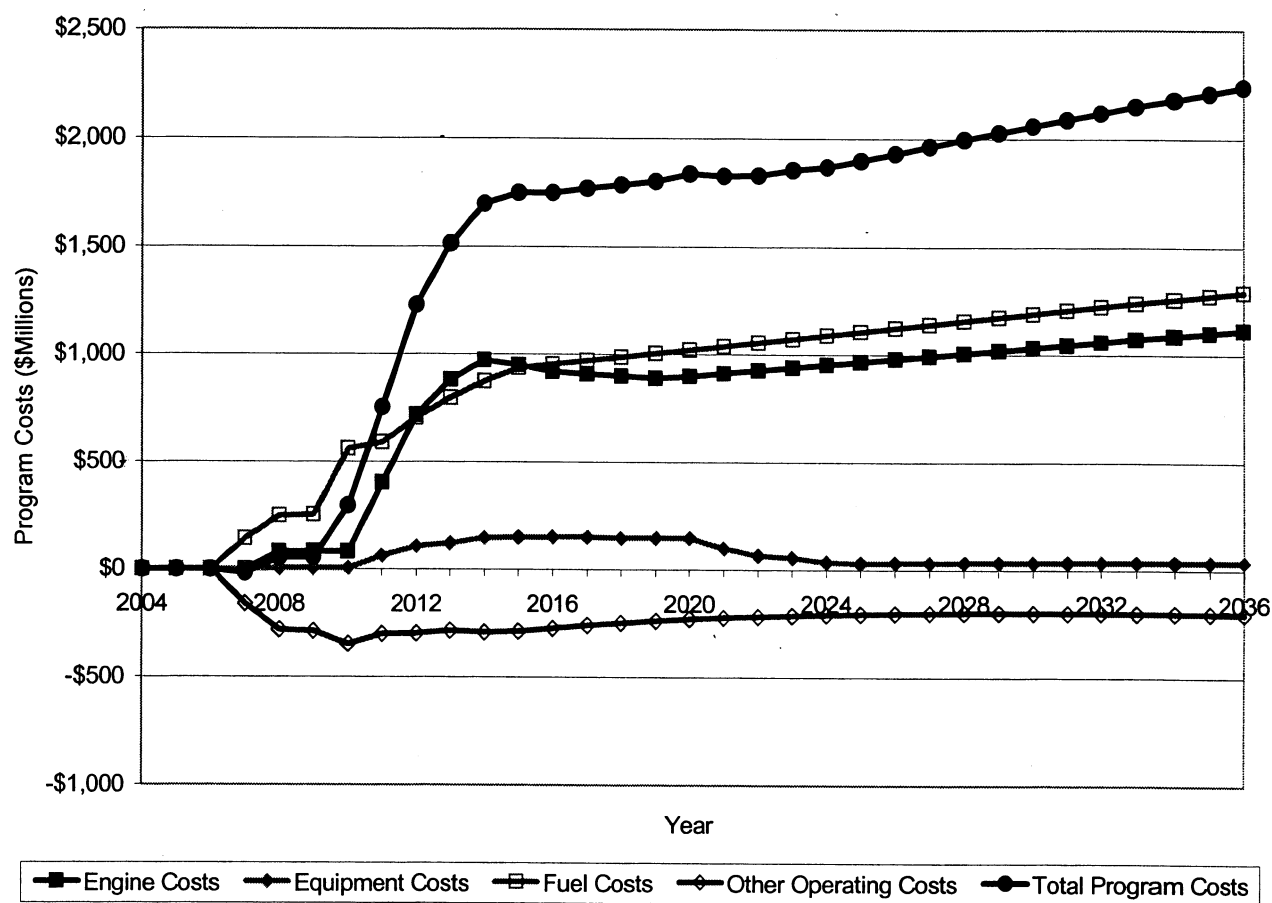
The costs of the full NRLM fuel and nonroad engine program include costs associated with both steps in the NRLM fuel program—the NR fuel reduction to 500 ppm sulfur in 2007 and to 15 ppm sulfur in 2010 and the L&M fuel reduction to 500 ppm sulfur in 2007 and to 15 ppm sulfur in 2012. Also included are costs for the 2008 nonroad engine

standards for engines less than 75 horsepower, the 2013 standards for 25 to 75 horsepower engines, and costs for the nonroad engine standards for engines above 75 horsepower. All maintenance and operating costs are included along with maintenance savings realized by both the existing fleet (nonroad, locomotive, and marine) and the new fleet of engines complying with the Tier 4 standards.

Figure VI.D-1 presents these results. All capital costs for NRLM fuel production and nonroad engine and equipment fixed costs have been

amortized at seven percent. The figure shows that total annual costs are estimated to be \$50 million in the first year the new engine standards apply, increasing to a peak of \$2.2 billion in 2036 as increasing numbers of engines become subject to the new nonroad standards and an ever increasing amount of NRLM fuel is consumed. The net present value of the annualized costs over the period from 2007 to 2036 is \$27 billion using a 3 percent discount rate and \$14 billion using a 7 percent discount rate.

Figure VI.D-1. – Annual Costs of the Full NRT4 Fuel and Engine Program



2. Cost per Ton of Emissions Reduced for the Full NRLM Fuel and Nonroad Engine Program

We have calculated the cost per ton of emissions reduced associated with the NRT4 engine and NRLM fuel program. The resultant cost per ton numbers depend on how the costs presented above are allocated to each pollutant. Therefore, we have carefully allocated

costs according to the pollutants for which they are incurred. Where fuel changes occur in conjunction with new engine standards (engine standards enabled by those fuel changes), we allocate one-half of the fuel-related costs to fuel-derived emissions reductions (PM and SO₂, with one-third of that half allocated to PM and two-thirds to SO₂) and one-half to engine-derived emissions reductions (NO_x+NMHC and

PM, with that half split 50/50 between each pollutant). Where fuel changes occur without new engine standards on which fuel changes are premised (*i.e.*, 500ppm NRLM fuel and 15ppm L&M fuel), we have allocated costs associated with fuel-derived emissions reductions one-third to PM and two-thirds to SO₂. We have allocated costs associated with engine-derived emissions reductions (*i.e.*, engine/equipment costs) directly to

the pollutant for which the cost is incurred. These engine and equipment cost allocations are noted throughout the discussion in section VI.C, and are detailed in full in chapter 8 of the RIA.

We have calculated the costs per ton using the net present value of the annualized costs of the program through 2036 and the net present value of the

annual emission reductions through 2036. We have also calculated the cost per ton of emissions reduced in the year 2030 using the annual costs and emissions reductions in that year alone. This number represents the long-term cost per ton of emissions reduced. The cost per ton numbers include costs and

emission reductions that will occur from the existing fleet (*i.e.*, those pieces of nonroad equipment that were sold into the market prior to the new emission standards). These results are shown in Table VI.D–1 using both a three percent and a seven percent social discount rate.

TABLE VI.D–1.—TOTAL FUEL AND ENGINE PROGRAM 30 YEAR AGGREGATE COST PER TON AND LONG-TERM ANNUAL COST PER TON
(2002)

Pollutant	30 year discounted life-time cost per ton at 3%	30 year discounted life-time cost per ton at 7%	Long-term cost per ton in 2030
NO _x +NMHC	\$1,010	\$1,160	\$680
PM	11,200	11,800	9,300
SO _x	690	620	810

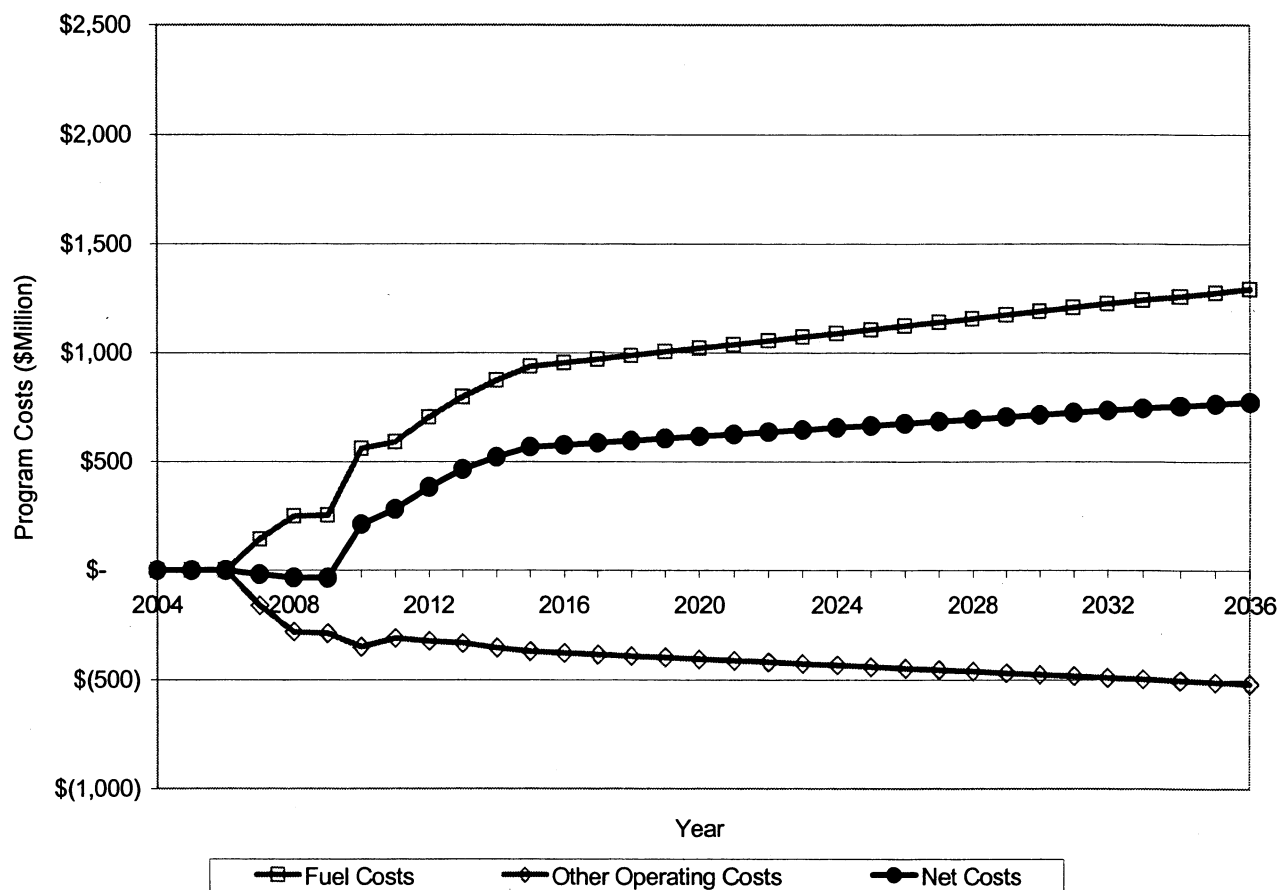
3. Annual Costs for the NRLM Fuel-only Scenario

Cent per gallon costs for the new 500 ppm NRLM fuel, the new 500 ppm L&M fuel, the new 15 ppm NR fuel, and the new 15 ppm NRLM fuel were presented in section IV.A. Having this fuel will result in maintenance savings associated with increased oil change intervals for both the new and the existing fleet of nonroad, locomotive, and marine engines. These maintenance savings were discussed in section VI.B. There are no engine and equipment costs

associated with the NRLM fuel-only scenario because new engine emissions standards are not included in that scenario. Figure VI.D–2 shows the annual costs associated with the NRLM fuel-only program.

As can be seen in figure VI.D–1, the costs for refining and distributing the fuel range from \$250 million in 2008 to nearly \$1.3 billion in 2036. The increase in fuel costs in 2010 reflect the change to higher cost 15 ppm NR fuel. Fuel costs continue to grow as more fuel is consumed by the increasing number of

engines and equipment. The fuel costs are largely offset by the maintenance savings that range from \$250 million in 2008 to \$500 million in 2036. As a whole, the net cost of the program in each year ranges from a small net savings in 2008 to around \$780 million in 2036. The net present value (*i.e.*, the value in 2004) of the net costs associated with the NRLM fuel-only program during the 30 year period from 2007 to 2036 is estimated at \$9.2 billion using a 3 percent discount rate and \$4.6 billion using a 7 percent discount rate.

Figure VI.D-2. – Annual Costs of the NRLM Fuel-only Scenario

4. Cost Per Ton of Emissions Reduced for the NRLM Fuel-Only Scenario

The fuel-borne sulfur reduction under the NRLM fuel-only scenario will result in significant reductions of both SO₂ and PM emissions. Since there are no new engine standards associated with the NRLM fuel-only scenario, the emissions reductions that result are entirely fuel-derived. Roughly 98 percent of fuel-borne sulfur is converted to SO₂ in the engine with the remaining two percent being exhausted as sulfate PM. We have allocated one-third of the costs of this program to PM control and

two-thirds to SO₂ control. This is consistent with the cost accounting we have used throughout our analysis in that costs associated with fuel-derived emissions reductions are attributed one-third to PM control and two-thirds to SO₂ control.

As discussed above, the 30 year net present value of costs associated with the fuel-only program are estimated at \$9.2 billion using 3 percent discounting and \$4.6 billion using 7 percent discounting. We have estimated the 30 year net present value of the SO₂ emission reductions at 5.7 million tons

and PM emission reductions at 462,000 tons using 3 percent discounting, 3.2 million tons and 255,000 tons, respectively, using 7 percent discounting.

Table VI.D-1 shows the cost per ton of emissions reduced as a result of the NRLM fuel-only scenario. The cost per ton numbers include costs and emissions reductions that will occur from both the new and the existing fleet (i.e., those pieces of nonroad equipment that were sold into the market prior to the new fuel standards) of nonroad, locomotive, and marine engines.

TABLE VI.D-2.—NRLM FUEL-ONLY SCENARIO—30-YEAR AGGREGATE COST PER TON AND LONG-TERM ANNUAL COST PER TON
[2002]

Pollutant	30 year discounted life-time cost per ton at 3%	30 year discounted life-time cost per ton at 7%	Long-term cost per ton in 2030
PM	\$6,600	\$6,000	\$7,900
SO ₂	1,070	970	1,270

We also considered the cost per ton of the NRLM fuel-only scenario without including the expected maintenance savings associated with low sulfur fuel. Without the maintenance savings, the 30 year discounted cost per ton of PM reduced would be \$11,800 and of SO₂ reduced would be \$1,900 using 3 percent discounting and \$11,200 and \$1,800, respectively, using 7 percent discounting. More detail on how the costs and cost per ton numbers associated with the NRLM fuel-only scenario were calculated can be found in the RIA.

5. Comparison With Other Means of Reducing Emissions

In comparison with other emissions control programs, we believe that the Tier 4 programs represent a cost effective strategy for generating substantial NO_x+NMHC, PM, and SO₂ reductions. This can be seen by comparing the cost per ton of emissions reduced by the NRLM fuel-only scenario (*i.e.*, reducing fuel sulfur to 500 ppm in 2007 and 15 ppm in 2010 without any new nonroad engine standards) and the cost per ton of emissions reduced by the full NRLM fuel and nonroad engine program (*i.e.*, fuel control and new engine standards) with a number of standards that EPA has adopted in the past. Tables VI.D-3 and VI.D-4 summarize the cost per ton of several past EPA actions to reduce emissions of NO_x+NMHC and PM from mobile sources, all of which were considered by EPA to be appropriate.

TABLE VI.D-3.—NRT4 COST PER TON COMPARISON TO PREVIOUS MOBILE SOURCE PROGRAMS FOR NO_x + NMHC

Program	\$/ton
Tier 4 Nonroad Diesel (full program)	1,010
Tier 2 Nonroad Diesel	630
Tier 3 Nonroad Diesel	430
Tier 2 vehicle/gasoline sulfur	1,400–2,350
2007 Highway HD	2,240
2004 Highway HD	220–430
Tier 1 vehicle	2,150–2,910
NLEV	2,020
Marine SI engines	1,220–1,930
On-board diagnostics	2,410
Marine CI engines	30–190
Large SI Exhaust	80
Recreational Marine	670

Note: Costs adjusted to 2002 dollars using the Producer Price Index for Total Manufacturing Industries.

TABLE VI.D-4. “NRT4 COST PER TON COMPARISON TO PREVIOUS MOBILE SOURCE PROGRAMS FOR PM

Program	\$/ton
Tier 4 Nonroad Diesel (full program)	11,200
Tier 4 NRLM fuel-only (fuel-only scenario)	6,800
Tier 1/Tier 2 Nonroad Diesel	2,390
2007 Highway HD	14,180
Marine CI engines	4,040–5,440
1996 urban bus	12,780–20,450
Urban bus retrofit/rebuild	31,530
1994 highway HD diesel	21,780–25,500

Note: Costs adjusted to 2002 dollars using the Producer Price Index for Total Manufacturing Industries.

To compare the cost per ton of SO₂ emissions reduced, we looked at the cost per ton for the Title IV (acid rain) SO₂ trading programs. This information is found in EPA report 430/R-02-004, “Documentation of EPA Modeling Applications (V.2.1) Using the Integrated Planning Model”, in Figure 9.11 on page 9–14 (www.epa.gov/airmarkets/epa-ipm/index.html#documentation). The SO₂ cost per ton results of the full Tier 4 program presented in table VI.D-2 compare very favorably with the program shown in table VI.D-5.

TABLE VI.D-5.—NRT4 COST PER TON COMPARISON TO SO₂ FROM BOTH THE EPA BASE CASE 2000 FOR THE TITLE IV SO₂ TRADING PROGRAMS AND THE PROPOSED INTERSTATE AIR QUALITY RULE

Program	\$/ton
Tier 4 Nonroad Diesel (full program)	\$690
Tier 4 Nonroad Diesel (fuel-only scenario)	1,070
Title IV SO ₂ Trading Programs	490 in 2010 to 610 in 2020
Interstate Air Quality Rule (average cost)	730 in 2010 to 830 in 2015

Note: Costs adjusted to 2002 dollars using the Producer Price Index for Total Manufacturing Industries.

As the above comparisons show, both the NRLM fuel-only scenario, when viewed by itself, and the combination of NRLM fuel and nonroad engine standards, are both cost effective strategies to achieve the associated emissions reductions.

E. Do the Benefits Outweigh the Costs of the Standards?

Our analysis of the health and environmental benefits to be expected from this final rule are presented in this

section. Briefly, the analysis projects major benefits throughout the period from initial implementation of the rule over a 30 year period through 2036. As described below, thousands of deaths and other serious health effects would be prevented, yielding a net present value in 2004 of those benefits we could monetize of approximately \$805 billion dollars using a 3 percent discount rate and \$352 billion using a 7 percent discount rate. These benefits exceed the net present value of the social cost of the proposal (\$27 billion using a 3 percent discount rate and \$14 billion using a 7 percent discount rate) by \$780 billion using a 3 percent discount rate and \$340 billion using a 7 percent discount rate.

1. What Were the Results of the Benefit-Cost Analysis?

Table VI.E-1 presents the primary estimate of reduced incidence of PM-related health effects for the years 2020 and 2030. In interpreting the results, it is important to keep in mind the limited set of effects we are able to monetize. Specifically, the table lists the PM-related benefits associated with the reduction of several health effects. In 2030, we estimate that there will be 12,000 fewer fatalities in adults²³⁹ and 20 fewer fatalities in infants per year associated with fine PM, and the rule will result in about 5,600 fewer cases of chronic bronchitis, 8,900 fewer hospitalizations (for respiratory and cardiovascular disease combined), and result in 1 million days per year when adults miss work because of their respiratory symptoms and 5.9 million days of when adults must restrict their activity due to respiratory illness. We also estimate substantial health improvements for children from reduced upper and lower respiratory illness, acute bronchitis, and asthma

²³⁹ While we did not include separate estimates of the number of premature deaths that would be avoided due to reductions in ozone levels, recent evidence has been found linking short-term ozone exposures with premature mortality independent of PM exposures. Recent reports by Thurston and Ito (2001) and the World Health Organization (WHO) support an independent ozone mortality impact, and the EPA Science Advisory Board has recommended that EPA reevaluate the ozone mortality literature for possible inclusion in the estimate of total benefits. Based on these new analyses and recommendations, EPA is sponsoring three independent meta-analyses of the ozone-mortality epidemiology literature to inform a determination on inclusion of this important health endpoint. Upon completion and peer-review of the meta-analyses, EPA will make its determination on whether and how benefits of reductions in ozone-related mortality will be included in the benefits analysis for future rulemakings.

attacks.²⁴⁰ We were unable to quantify the benefits related to ozone and other pollutants for the final rule, although we do present some preliminary ozone modeling in Chapter 9 of the RIA.

Table VI.E-2 presents the total monetized benefits for the years 2020 and 2030. This table also indicates with a "B" those additional health and environmental effects which we were unable to quantify or monetize. These effects are additive to estimate of total

benefits, and EPA believes there is considerable value to the public of the benefits that could not be monetized. A full listing of the benefit categories that could not be quantified or monetized in our estimate are provided in table VI.E-6.

In summary, EPA's primary estimate of the benefits of the rule are \$83 + B billion in 2030 using a 3 percent discount rate and \$78 + B billion using a 7 percent discount rate. In 2020, total

monetized benefits are \$42 + B billion using a 3 percent discount rate and \$41 + B billion using a 7 percent discount rate. These estimates account for growth in real gross domestic product (GDP) per capita between the present and the years 2020 and 2030. As the table indicates, total benefits are driven primarily by the reduction in premature fatalities each year, which account for over 90 percent of total benefits.

TABLE VI.E-1.—REDUCTIONS IN INCIDENCE OF PM-RELATED ADVERSE HEALTH EFFECTS ASSOCIATED WITH THE FINAL NONROAD DIESEL ENGINE AND FUEL STANDARDS FULL PROGRAM

Endpoint	Avoided incidence ^a (cases/year)	
	2020	2030
Premature mortality ^b : Long-term exposure (adults, 30 and over)	6,500	12,000
Infant mortality (infants under one year)	15	22
Chronic bronchitis (adults, 26 and over)	3,500	5,600
Non-fatal myocardial infarctions (adults, 18 and older)	8,700	15,000
Hospital admissions—Respiratory (adults, 20 and older) ^c	2,800	5,100
Hospital admissions—Cardiovascular (adults, 20 and older) ^d	2,300	3,800
Emergency Room Visits for Asthma (18 and younger)	3,800	6,000
Acute bronchitis (children, 8–12)	8,400	13,000
Asthma exacerbations (asthmatic children, 6–18)	120,000	200,000
Lower respiratory symptoms (children, 7–14)	100,000	160,000
Upper respiratory symptoms (asthmatic children, 9–11)	76,000	120,000
Work loss days (adults, 18–65)	670,000	1,000,000
Minor restricted activity days (adults, age 18–65)	4,000,000	5,900,000

Notes: ^a Incidences are rounded to two significant digits. ^b Premature mortality associated with ozone is not separately included in this analysis. ^c Respiratory hospital admissions for PM includes admissions for COPD, pneumonia, and asthma. ^d Cardiovascular hospital admissions for PM includes total cardiovascular and subcategories for ischemic heart disease, dysrhythmias, and heart failure.

TABLE VI.E-2.—EPA PRIMARY ESTIMATE OF THE ANNUAL QUANTIFIED AND MONETIZED BENEFITS ASSOCIATED WITH IMPROVED PM AIR QUALITY RESULTING FROM THE FINAL NONROAD DIESEL ENGINE AND FUEL STANDARDS FULL PROGRAM

Endpoint	Monetary Benefits ^{a, b} (millions 2000\$, Adjusted for Income Growth)	
	2020	2030
Premature mortality ^c : (adults, 30 and over)		
3% discount rate	\$41,000	\$77,000
7% discount rate	38,000	72,000
Infant mortality (infants under one year)	97	150
Chronic bronchitis (adults, 26 and over)	1,500	2,400
Non-fatal myocardial infarctions ^d		
3% discount rate	750	1,200
7% discount rate	720	1,200
Hospital Admissions from Respiratory Causes ^e	49	92
Hospital Admissions from Cardiovascular Causes ^f	51	83
Emergency Room Visits for Asthma	1.1	1.7
Acute bronchitis (children, 8–12)	3.2	5.2
Asthma exacerbations (asthmatic children, 6–18)	5.7	9.2
Lower respiratory symptoms (children, 7–14)	1.7	2.7
Upper respiratory symptoms (asthmatic children, 9–11)	2.0	3.2
Work loss days (adults, 18–65)	92	130
Minor restricted activity days (adults, age 18–65)	210	320
Recreational visibility (86 Class I Areas)	1,000	1,700
Monetized Total ^g .		
3% discount rate	44,000+B	83,000+B

²⁴⁰ Our PM-related estimate in 2030 incorporates significant reductions of 160,000 fewer cases of lower respiratory symptoms in children ages 7 to 14 each year, 120,000 fewer cases of upper respiratory symptoms (similar to cold symptoms) in

asthmatic children each year, and 13,000 fewer cases of acute bronchitis in children ages 8 to 12 each year. In addition, we estimate that this rule will reduce almost 6,000 emergency room visits for asthma attacks in children each year from reduced

exposure to particles. Additional incidents would be avoided from reduced ozone exposures. Asthma is the most prevalent chronic disease among children and currently affects over seven percent of children under 18 years of age.

TABLE VI.E-2.—EPA PRIMARY ESTIMATE OF THE ANNUAL QUANTIFIED AND MONETIZED BENEFITS ASSOCIATED WITH IMPROVED PM AIR QUALITY RESULTING FROM THE FINAL NONROAD DIESEL ENGINE AND FUEL STANDARDS FULL PROGRAM—Continued

Endpoint	Monetary Benefits ^{a, b} (millions 2000\$, Adjusted for Income Growth)	
	2020	2030
7% discount rate	42,000+B	78,000+B

Notes: ^a Monetary benefits are rounded to two significant digits. ^b Monetary benefits are adjusted to account for growth in real GDP per capita between 1990 and the analysis year (2020 or 2030). ^c Valuation of base estimate assumes discounting over the lag structure described in the RIA Chapter 9. ^d Estimates assume costs of illness and lost earnings in later life years are discounted using either 3 or 7 percent. ^e Respiratory hospital admissions for PM includes admissions for COPD, pneumonia, and asthma. ^f Cardiovascular hospital admissions for PM includes total cardiovascular and subcategories for ischemic heart disease, dysrhythmias, and heart failure. ^g B represents the monetary value of the unmonetized health and welfare benefits. A detailed listing of unquantified PM, ozone, CO, and NMHC related health effects is provided in Table VI.E-6.

The estimated social cost (measured as changes in consumer and producer surplus) in 2030 to implement the final rule from table VI.E-3 is \$2.0 billion (2000\$). Thus, the net benefit (social benefits minus social costs) of the program at full implementation is approximately \$81 + B billion using a 3 percent discount rate and \$78 + B billion using a 7 percent discount rate. In 2020, partial implementation of the program yields net benefits of \$42 + B

billion using a 3 percent discount rate and \$41 + B billion using a 7 percent discount rate. Therefore, implementation of the final rule is expected to provide society with a net gain in social welfare based on economic efficiency criteria. Table VI.E-3 presents a summary of the benefits, costs, and net benefits of the final rule's full program. Figure VI-E.1 displays the stream of benefits, costs, and net benefits of the Nonroad Diesel Vehicle

Rule from 2007 to 2036 using two different discount rates. In addition, table VI.E-4 presents the net present value of the stream of benefits, costs, and net benefits associated with the rule for this 30 year period. The total net present value in 2004 of the stream of net benefits (benefits minus costs) is \$780 billion using a 3 percent discount rate and \$340 billion using a 7 percent discount rate.

TABLE VI.E-3.—SUMMARY OF BENEFITS, COSTS, AND NET BENEFITS OF THE FINAL NONROAD DIESEL ENGINE AND FUEL STANDARDS FULL PROGRAM

	2020 ^a (Billions of 2000 dollars)	2030 ^a (Billions of 2000 dollars)
Social Costs ^b	\$1.8	\$2.0.
Social Benefits: ^{b c d}		
CO, VOC, Air Toxic-related benefits	Not monetized	Not monetized.
Ozone-related benefits	Not monetized	Not monetized.
PM-related Welfare benefits	\$1.0	\$1.7.
PM-related Health benefits [3% discount]	\$43 + B	\$81 + B.
PM-related Health benefits [7% discount]	\$41 + B	\$78 + B.
Net Benefits (Benefits-Costs) [3% discount] ^e	\$44 + B	\$81 + B.
Net Benefits (Benefits-Costs) [7% discount] ^e	\$42 + B	\$78 + B.

Notes: ^a All costs and benefits are calculated using 3 and 7 percent discount rates and are rounded to two significant digits. Numbers may appear not to sum due to rounding.

^b Note that costs are the total costs of reducing all pollutants, including CO, VOCs and air toxics, as well as NO_x and PM. Costs were converted to 2000\$ using the PPI for Total Manufacturing Industries. Benefits in this table are associated only with PM endpoints related to direct PM, NO_x and SO₂ reductions in 48-states.

^c Not all possible benefits or disbenefits are quantified and monetized in this analysis. Potential benefit categories that have not been quantified and monetized are listed in table VI.E-6. B is the sum of all unquantified benefits and disbenefits.

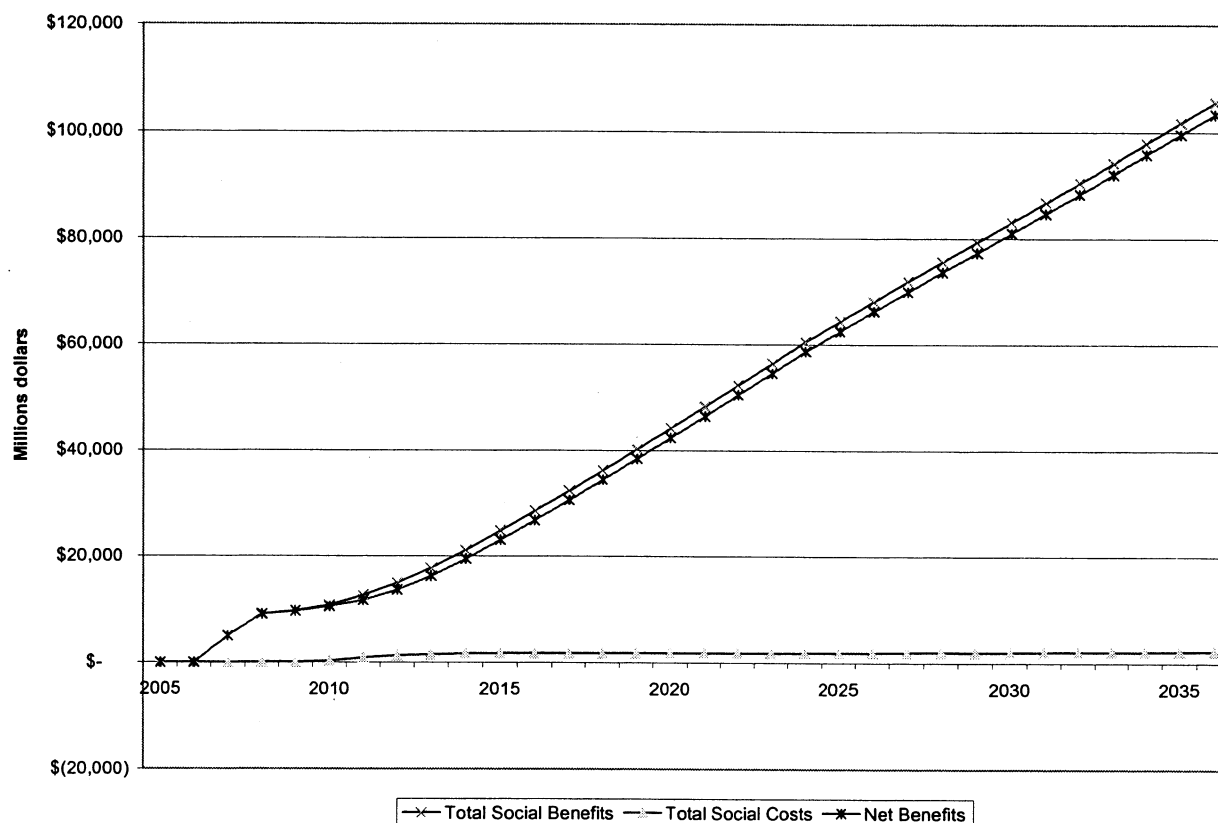


Figure VI.E-1. – Stream of Benefits, Costs, and Net Benefits of the Final Nonroad Diesel Engine and Fuel Standards Full Program

TABLE VI.E-4.—NET PRESENT VALUE IN 2004 OF THE STREAM OF 30 YEARS OF BENEFITS, COSTS, AND NET BENEFITS FOR THE FULL NONROAD DIESEL ENGINE AND FUEL STANDARDS

[Billions of 2000\$]

	3% discount rate	7% discount rate
Social Costs	\$27	\$14
Social Benefits	805	352
Net Benefits ^a	780	340

Notes: ^aNumbers do not add due to rounding. Benefits represent 48-state benefits and exclude home heating oil sulfur reduction benefits, whereas costs include 50-state estimates.

In addition, we analyzed the social benefits and costs of the fuel-only components of the program, as discussed in the RIA. EPA's primary estimate of the benefits of the fuel-only component of the final rule are approximately \$28 + B billion in 2030 using a 3 percent discount rate and \$25 + B billion using a 7 percent discount rate. In 2020, total monetized benefits

are approximately \$18 + B billion using a 3 percent discount rate and \$16 + B billion using a 7 percent discount rate. These estimates account for growth in real gross domestic product (GDP) per capita between the present and the years 2020 and 2030. We present the engineering costs of implementing the fuel-only components of the rule. Engineering compliance costs are very similar to the total social costs for the entire program. The net benefit (social benefits minus engineering costs) of the fuel-only program at full implementation is approximately \$330 + B billion using a 3 percent discount rate and \$160 + B billion using a 7 percent discount rate. Therefore, implementation of the fuel-only components of the final rule is expected to provide society with a net gain in social welfare based on economic efficiency criteria. Table VI.E-5 presents a summary of the social benefits, engineering costs, and net benefits of the final rule's fuel-only program for a 30 year period.

TABLE VI.E-5.—NET PRESENT VALUE IN 2004 OF THE STREAM OF BENEFITS, COSTS, AND NET BENEFITS FOR THE FUEL-ONLY STANDARDS

[Billions of 2000\$]

	3% Discount rate	7% Discount rate
Costs	\$9.2	\$4.6
Social Benefits	340	160
Net Benefits	330	160

Notes:

^A Results are rounded to two significant digits. Sums may differ because of rounding.

^B Engineering costs are presented instead of social costs. As discussed in previous chapters, total engineering costs include fuel costs (refining, distribution, lubricity) and other operating costs (oil change maintenance savings).

^C Note that costs are the total costs of reducing all pollutants, including CO, VOCs and air toxics, as well as NO_x and PM. Benefits in this table are associated only with PM, NO_x and SO₂ reductions. The estimates do not include the benefits of reduced sulfur in home heating oil or benefits in Alaska or Hawaii.

2. What Was Our Overall Approach to the Benefit-Cost Analysis?

The basic question we sought to answer in the benefit-cost analysis was,

“What are the net yearly economic benefits to society of the reduction in mobile source emissions likely to be achieved by this proposed rulemaking?” In designing an analysis to address this question, we selected two future years for analysis (2020 and 2030) that are representative of the stream of benefits and costs at partial and full-implementation of the program.

To quantify benefits, we evaluated PM-related health effects (including directly emitted PM and sulfate, as well as SO₂ and NO_x contributions to fine particulate matter). Our approach requires the estimation of changes in air quality expected from the rule and then estimating the resulting impact on health. In order to characterize the benefits of today's action, given the constraints on time and resources available for the analysis, we adopted a benefits transfer technique that relies on air quality and benefits modeling for a preliminary control option for nonroad diesel engines and fuels. Results from this modeling conducted for 2020 and 2030 are then scaled and transferred to the emission reductions expected from the final rule. We also transferred modeled results by using scaling factors associated with time to examine the stream of benefits in years other than 2020 and 2030.

More specifically, our health benefits assessment is conducted in two phases. Due to the time requirements for running the sophisticated emissions and air quality models, it is often necessary to select an example set of emission reductions to use for the purposes of emissions and air quality modeling early in the development of the proposal. In phase one, we evaluate the PM- and ozone-related health effects associated with a modeled preliminary control option that was a close approximation of the standards in the years 2020 and 2030. Using information from the modeled preliminary control option on the changes in ambient concentrations of PM and ozone, we then estimate the number of reduced incidences of illnesses, hospitalizations, and premature fatalities associated with this scenario and estimate the total economic value of these health benefits. Based on public comment and other data described in the RIA, the standards we are finalizing in this rulemaking are slightly different in the amount of emission reductions expected to be achieved in 2020 and 2030 relative to the modeled scenario. Thus, in phase two of the analysis, we apportion the results of the phase one analysis to the underlying NO_x, SO₂, and PM emission reductions and scale the apportioned benefits to reflect differences in

emissions reductions between the modeled preliminary control option and the proposed standards. The sum of the scaled benefits for the PM, SO₂, and NO_x emission reductions provide us with the total benefits of the rule.

The benefit estimates derived from the modeled preliminary control option in phase one of our analysis uses an analytical structure and sequence similar to that used in the benefits analyses for the Heavy Duty Engine/Diesel Fuel final rule and in the “section 812 studies” to estimate the total benefits and costs of the full Clean Air Act.²⁴¹ We used many of the same models and assumptions used in the Heavy Duty Engine/Diesel Fuel analysis as well as other Regulatory Impact Analyses (RIAs) prepared by the Office of Air and Radiation. By adopting the major design elements, models, and assumptions developed for the section 812 studies and other RIAs, we have largely relied on methods which have already received extensive review by the independent Science Advisory Board (SAB), by the public, and by other federal agencies. In addition, we will be working through the next section 812 study process to enhance our methods.²⁴²

The benefits transfer method used in phase two of the analysis is similar to that used to estimate benefits in the recent analysis of the Nonroad Large Spark-Ignition Engines and Recreational Engines standards (67 FR 68241, November 8, 2002). A similar method has also been used in recent benefits analyses for the proposed Industrial Boilers and Process Heaters NESHAP and the Reciprocating Internal Combustion Engines NESHAP.

On September 26, 2002, the National Academy of Sciences (NAS) released a report on its review of the Agency's methodology for analyzing the health benefits of measures taken to reduce air pollution. The report focused on EPA's approach for estimating the health benefits of regulations designed to reduce concentrations of airborne PM.

In its report, the NAS panel said that EPA has generally used a reasonable framework for analyzing the health benefits of PM-control measures. It recommended, however, that the

Agency take a number of steps to improve its benefits analysis. In particular, the NAS stated that the Agency should:

- Include benefits estimates for a range of regulatory options;
- Estimate benefits for intervals, such as every five years, rather than a single year;
- Clearly state the projected baseline statistics used in estimating health benefits, including those for air emissions, air quality, and health outcomes;
- Examine whether implementation of proposed regulations might cause unintended impacts on human health or the environment;
- When appropriate, use data from non-U.S. studies to broaden age ranges to which current estimates apply and to include more types of relevant health outcomes; and
- Begin to move the assessment of uncertainties from its ancillary analyses into its Base analyses by conducting probabilistic, multiple-source uncertainty analyses. This assessment should be based on available data and expert judgment.

Although the NAS made a number of recommendations for improvement in EPA's approach, it found that the studies selected by EPA for use in its benefits analysis were generally reasonable choices. In particular, the NAS agreed with EPA's decision to use cohort studies to derive benefits estimates. It also concluded that the Agency's selection of the American Cancer Society (ACS) study for the evaluation of PM-related premature mortality was reasonable, although it noted the publication of new cohort studies that should be evaluated by the Agency.

EPA has addressed many of the NAS comments in our analysis of the final rule. We provide benefits estimates for each year over the rule implementation period for a wide range of regulatory alternatives, in addition to our final emission control program. We use the estimated time path of benefits and costs to calculate the net present value of benefits of the rule. In the RIA, we provide baseline statistics for air emissions, air quality, population, and health outcomes. We have examined how our benefits estimates might be impacted by expanding the age ranges to which epidemiological studies are applied, and we have added several new health endpoints, including non-fatal heart attacks, which are supported by both U.S. studies and studies conducted in Europe. We have also improved the documentation of our methods and

²⁴¹ The section 812 studies include: (1) U.S. EPA, Report to Congress: The Benefits and Costs of the Clean Air Act, 1970 to 1990, October 1997 (also known as the “Section 812 Retrospective Report”); and (2) the first in the ongoing series of prospective studies estimating the total costs and benefits of the Clean Air Act (see EPA report number: EPA-410-R-99-001, November 1999). See Docket A-99-06, Document II-A-21.

²⁴² Interested parties may want to consult the webpage: <http://www.epa.gov/science1> regarding components of our analytical blueprint.

provided additional details about model assumptions.

Several of the NAS recommendations addressed the issue of uncertainty and how the Agency can better analyze and communicate the uncertainties associated with its benefits assessments. In particular, the Committee expressed concern about the Agency's reliance on a single value from its analysis and suggested that EPA develop a probabilistic approach for analyzing the health benefits of proposed regulatory actions. The Agency agrees with this suggestion and is working to develop such an approach for use in future rulemakings.

EPA plans to continue to refine its plans for addressing uncertainty in its analyses. EPA conducted a pilot study to address uncertainty in important analytical parameters such as the concentration-response relationship for PM-related premature mortality. EPA is also conducting longer-term elements intended to provide scientifically sound, peer-reviewed characterizations of the uncertainty surrounding a broader set of analytical parameters and assumptions, including but not limited to emissions and air quality modeling, demographic projections, population health status, concentration-response functions, and valuation estimates.

3. What Are the Significant Limitations of the Benefit-Cost Analysis?

Every benefit-cost analysis examining the potential effects of a change in environmental protection requirements is limited to some extent by data gaps, limitations in model capabilities (such as geographic coverage), and uncertainties in the underlying scientific and economic studies used to configure the benefit and cost models. Deficiencies in the scientific literature often result in the inability to estimate quantitative changes in health and environmental effects, such as potential increases in premature mortality associated with increased exposure to carbon monoxide. Deficiencies in the economics literature often result in the inability to assign economic values even to those health and environmental outcomes which can be quantified. While these general uncertainties in the underlying scientific and economics literatures, which can cause the valuations to be higher or lower, are discussed in detail in the Regulatory Support Document and its supporting documents and references, the key uncertainties which have a bearing on the results of the benefit-cost analysis of this final rule include the following:

- The exclusion of potentially significant benefit categories (such as health, odor, and ecological benefits of reduction in CO, VOCs, air toxics, and ozone);
- Errors in measurement and projection for variables such as population growth;
- Uncertainties in the estimation of future year emissions inventories and air quality;
- Uncertainties associated with the scaling of the results of the modeled benefits analysis to the proposed standards, especially regarding the assumption of similarity in geographic distribution between emissions and human populations and years of analysis;
- Variability in the estimated relationships of health and welfare effects to changes in pollutant concentrations;
- Uncertainties in exposure estimation; and
- Uncertainties associated with the effect of potential future actions to limit emissions.

Despite these uncertainties, we believe the benefit-cost analysis provides a reasonable indication of the expected economic benefits of the final rulemaking in future years under a set of assumptions. Accordingly, we present a primary estimate of the total benefits, based on our interpretation of the best available scientific literature and methods and supported by the SAB-HES and the NAS.

Some of the key assumptions underlying the primary estimate for the premature mortality which accounts for 90 percent of the total benefits we were able to quantify include the following:

- (1) Inhalation of fine particles is causally associated with premature death at concentrations near those experienced by most Americans on a daily basis. Although biological mechanisms for this effect have not yet been definitively established, the weight of the available epidemiological evidence supports an assumption of causality.
- (2) All fine particles, regardless of their chemical composition, are equally potent in causing premature mortality. This is an important assumption, because PM produced via transported precursors emitted from EGUs may differ significantly from direct PM released from diesel engines and other industrial sources, but no clear scientific grounds exist for supporting differential effects estimates by particle type.
- (3) The impact function for fine particles is approximately linear within

the range of ambient concentrations under consideration. Thus, the estimates include health benefits from reducing fine particles in areas with varied concentrations of PM, including both regions that are in attainment with fine particle standard and those that do not meet the standard.

(4) The forecasts for future emissions and associated air quality modeling are valid. Although recognizing the difficulties, assumptions, and inherent uncertainties in the overall enterprise, these analyses are based on peer-reviewed scientific literature and up-to-date assessment tools, and we believe the results are highly useful in assessing this rule.

We provide sensitivity analyses to illustrate the effects of uncertainty about key analytical assumptions in the RIA.

In addition, one significant limitation to the benefit transfer method applied in this analysis is the inability to scale ozone-related benefits. Because ozone is a homogeneous gaseous pollutant, it is not possible to apportion ozone benefits to the precursor emissions of NO_x and VOC. Coupled with the potential for NO_x reductions to either increase or decrease ambient ozone levels, this prevents us from scaling the benefits associated with a particular combination of VOC and NO_x emissions reductions to another. Because of our inability to scale ozone benefits, we do not include ozone benefits as part of the monetized benefits of the proposed standards. For the most part, ozone benefits contribute substantially less to the monetized benefits than do benefits from PM, thus their omission will not materially affect the conclusions of the benefits analysis. Although we expect economic benefits to exist, we were unable to quantify or to value specific changes in ozone, CO or air toxics because we did not perform additional air quality modeling.

There are also a number of health and environmental effects which we were unable to quantify or monetize. A full appreciation of the overall economic consequences of the proposed rule requires consideration of all benefits and costs expected to result from the new standards, not just those benefits and costs which could be expressed here in dollar terms. A complete listing of the benefit categories that could not be quantified or monetized in our estimate are provided in Table VI.E-6. These effects are denoted by "B" in Table VI.E-3 above, and are additive to the estimates of benefits.

TABLE VI.E-6.—ADDITIONAL, NON-MONETIZED BENEFITS OF THE NONROAD DIESEL ENGINE AND FUEL STANDARDS

Pollutant	Unquantified effects
Ozone Health	Premature mortality ^a . Respiratory hospital admissions. Minor restricted activity days. Increased airway responsiveness to stimuli. Inflammation in the lung. Chronic respiratory damage. Premature aging of the lungs. Acute inflammation and respiratory cell damage. Increased susceptibility to respiratory infection. Non-asthma respiratory emergency room visits. Increased school absence rates.
Ozone Welfare	Decreased yields for commercial forests. Decreased yields for fruits and vegetables. Decreased yields for non-commercial crops. Damage to urban ornamental plants. Impacts on recreational demand from damaged forest aesthetics. Damage to ecosystem functions.
PM Health	Low birth weight. Changes in pulmonary function. Chronic respiratory diseases other than chronic bronchitis. Morphological changes. Altered host defense mechanisms. Cancer. Non-asthma respiratory emergency room visits.
PM Welfare	Visibility in many Class I areas. Residential and recreational visibility in non-Class I areas. Soiling and materials damage. Damage to ecosystem functions.
Nitrogen and Sulfate Deposition Welfare.	Impacts of acidic sulfate and nitrate deposition on commercial forests. Impacts of acidic deposition to commercial freshwater fishing. Impacts of acidic deposition to recreation in terrestrial ecosystems. Reduced existence values for currently healthy ecosystems. Impacts of nitrogen deposition on commercial fishing, agriculture, and forests.
CO Health	Premature mortality ^a . Behavioral effects.
HC Health ^b	Cancer (benzene, 1,3-butadiene, formaldehyde, acetaldehyde). Anemia (benzene). Disruption of production of blood components (benzene). Reduction in the number of blood platelets (benzene). Excessive bone marrow formation (benzene). Depression of lymphocyte counts (benzene). Reproductive and developmental effects (1,3-butadiene). Irritation of eyes and mucus membranes (formaldehyde). Respiratory irritation (formaldehyde). Asthma attacks in asthmatics (formaldehyde). Asthma-like symptoms in non-asthmatics (formaldehyde). Irritation of the eyes, skin, and respiratory tract (acetaldehyde). Upper respiratory tract irritation and congestion (acrolein).
HC Welfare	Direct toxic effects to animals. Bioaccumulation in the food chain. Damage to ecosystem function. Odor.

Notes: ^aPremature mortality associated with ozone and carbon monoxide is not separately included in this analysis. In this analysis, we assume that the Pope, *et al.* C-R function for premature mortality captures both PM mortality benefits and any mortality benefits associated with other air pollutants.

^bMany of the key hydrocarbons related to this rule are also hazardous air pollutants listed in the Clean Air Act.

F. Economic Impact Analysis

We prepared a draft Economic Impact Analysis (EIA) for this rule to estimate the economic impacts of the proposed

control program on producers and consumers of nonroad engines, equipment, fuel, and related

industries.²⁴³ We received comments on

²⁴³ This analysis is based on an earlier version of the engineering costs developed for this rule. The

Continued

our draft analysis from stakeholders representing agricultural interests, equipment rental and dealer interests, and equipment manufacturers. The commenters conveyed their concerns about our general analytic approach and some of the model assumptions. As explained in our responses to these comments, which can be found in the Summary and Analysis of Comments document prepared for this final rule, we do not believe these comments require us to adjust our EIA methodology. We did adjust the methodology, however, to estimate the economic impacts of the fuel sulfur content requirements on the locomotive and marine sectors. As explained below, this revision was necessary to correct an oversight in the draft EIA. We also revised the price and quantity data inputs to the model to make them consistent with the revised engine and fuel cost analyses described earlier in this section.

This section briefly describes the methodology we used to estimate the economic impacts of this final rule, including the model revisions for the marine and locomotive fuel sectors, and the results of that analysis. A detailed description of the Nonroad Diesel Economic Impact Model (NDEIM) prepared for this analysis, the model inputs, and several sensitivity analyses can be found in Chapter 10 of Final Regulatory Impact Analysis prepared for this rule.

1. What Is an Economic Impact Analysis?

An Economic Impact Analysis is prepared to inform decision makers within the Agency about the potential economic consequences of a regulatory action. The analysis contains estimates of the social costs of a regulatory program and explores the distribution of these costs across stakeholders. These estimated social costs can then be compared with estimated social benefits (as presented in Section VI.E). As defined in EPA's *Guidelines for Preparing Economic Analyses*, social costs are the value of the goods and services lost by society resulting from

final cost estimates for the engine program are slightly higher (\$142 million) and the final fuel costs are slightly lower (\$246 million), resulting in a 30-year net present value of \$27.1 billion (30 year net present values in the year 2004, using a 3 percent discount rate, \$2002) or \$104 million less than the engineering costs used in this analysis. We do not expect that the revised engineering costs would change the overall results of this economic impact analysis given the small portion of engine, equipment, and fuel costs to total production costs for goods and services using these inputs and given the inelastic value of the estimated demand elasticities for the application markets.

(a) the use of resources to comply with and implement a regulation and (b) reductions in output.²⁴⁴ In this analysis, social costs are explored in two steps. In the first step, called the market analysis, we estimate how prices and quantities of good directly and indirectly affected by the emission control program can be expected to change once the emission control program goes into effect. The estimated price and quantity changes for engines, equipment, fuel, and goods produced using these inputs are examined separately. In the second step, called the economic welfare analysis, we look at the total social costs associated with the program and their distribution across stakeholders. The analysis is based on compliance cost estimates and baseline market conditions for prices and quantities of engines, equipment, and fuel produced presented earlier in this section.

In this EIA, we look at price and quantity impacts for engine, equipment, diesel fuel, and goods produced with these inputs. With regard to the goods produced with these inputs, we distinguish between three application markets: agriculture, construction, and manufacturing. It should be noted from the outset that diesel engines, equipment, and fuel represent only a small portion of the total production costs for each of the three application market sectors (the final users of the engines, equipment and fuel affected by this rule). Other more significant production costs include land, labor, other capital, raw materials, insurance, profits, etc. These other production costs are not affected by this emission control program. This is important because it means that this rule directly affects only a small part of total inputs for the relevant markets. Therefore, the rule is not expected to have a large adverse impact on output and prices of goods produced in the three application sectors.

It should also be noted that our analysis of the impacts on the three application markets is limited to market output. The economic impacts on particular groups of application market suppliers (e.g., the profitability of farm production units or manufacturing or construction firms) or particular groups of consumers (e.g., households and companies that consume agricultural goods, buildings, or durable or consumer goods) are not estimated. In other words, while we estimate that the application markets will bear most of the burden of the regulatory program

and we apportion the decrease in application market surplus between application market producers and application market consumers, we do not estimate how those social costs will be shared among specific application market producers and consumers (e.g., farmers and households). In some cases, application market producers may be able to pass most if not all of their increased costs to the ultimate consumers of their products; in other cases, they may be obliged to absorb a portion of these costs. While some commenters requested that we perform a sector-by-sector analysis of application market producers and consumers, we do not believe this is appropriate. The focus on market-level impacts in this analysis is appropriate because the standards in this emission control program are technical standards that apply to nonroad engines, equipment, and fuel regardless of how they are used and the structure of the program does not suggest that different sectors will be affected differently by the requirements. In addition, the results of our EIA suggest that the overall burden on the application market is expected to be small: approximately 0.1 percent increase in prices, on average, and less than 0.02 percent decrease in production, on average. Estimated economic impacts of this size do not warrant performing a sector-by-sector analysis to investigate whether some subsectors may be affected disproportionately.

Finally, as a market-level model, the NDEIM estimates the economic impacts of the rule on the engine, equipment, and application markets and the transportation service sector. It is not a firm-level analysis and therefore the equipment demand elasticity facing any particular manufacturer may be greater than the demand elasticity of the market as a whole. This difference can be important, particularly where the rule affects different firms' costs over different volumes of production. However, to the extent there are differential effects, EPA believes that the wide array of flexibilities provided in this rule are adequate to address any cost inequities that are likely to arise.

2. What Methodology Did EPA Use in This Economic Impact Analysis?

EPA used the same methodology in this final EIA as was used in the draft EIA. The model was revised to accommodate analysis of the locomotive and marine fuel sectors.

a. Conceptual Approach

The Nonroad Diesel Economic Impact Model (NDEIM) uses a multi-market

²⁴⁴ EPA *Guidelines for Preparing Economic Analyses*, EPA 240-R-00-003, September 2000, p 113.

analysis framework that considers interactions between regulated markets and other markets to estimate how compliance costs can be expected to ripple through these markets. In the NDEIM, compliance costs are directly borne by engine manufacturers, equipment manufacturers, petroleum refiners and fuel distributors. Depending on market characteristics, some or all of these compliance costs will be passed on through the supply chain in the form of higher input prices for the application markets (in this case, construction, agriculture, and manufacturing) which in turn affect prices and quantities of goods produced in those application markets. Producers in the application markets adjust their demand for diesel engines, equipment, and fuel in response to these input price changes and consumer demand for application market outputs. This information is passed back to the suppliers of diesel equipment, engines, and fuel in the form of purchasing decisions. The NDEIM explicitly models these interactions and estimates behavioral responses that lead to new equilibrium prices and output for all sectors and the resulting distribution of social costs across the modeled sectors.

b. Markets Examined

The NDEIM uses a multi-market partial equilibrium approach to track changes in price and quantity for 62 integrated product markets, as follows:

- 7 diesel engine markets: less than 25 hp, 26 to 50 hp, 51 to 75 hp, 76 to 100 hp, 101 to 175 hp, 176 to 600 hp, and greater than 600 hp. The EIA includes more horsepower categories than the standards to allow more efficient use of the engine compliance costs estimates. The additional categories also allow estimating economic impacts for a more diverse set of markets.

- 42 diesel equipment markets: 7 horsepower categories within 7 application categories: agricultural, construction, general industrial, pumps and compressors, generator and welder sets, refrigeration and air conditioning, and lawn and garden. There are 7 horsepower/application categories that did not have sales in 2000 and are not included in the model, so the total number of diesel equipment markets is 42 rather than 49.

- 3 application markets: agricultural, construction, and manufacturing.

- 8 nonroad diesel fuel markets: 2 sulfur content levels (15 ppm and 500 ppm) for each of 4 PADDs. PADDs 1 and 3 are combined for the purpose of this analysis. It should be noted that PADD 5 includes Alaska and Hawaii. Also,

California fuel volumes that are not affected by the program (because they are covered by separate California nonroad diesel fuel standards) are not included in the analysis.

- 2 transportation service markets: locomotive and marine.

As noted above, this final EIA also estimates the economic impact on two additional markets that were not included in the draft analysis: the locomotive and marine diesel transportation service markets. In the NPRM, we proposed to set fuel sulfur standards for locomotive and distillate marine diesel as well as for nonroad diesel fuel. We developed cost estimates for these two types of fuel as well as for nonroad diesel fuel. In the draft EIA, however, we did not consider the economic impacts of these fuel costs on the locomotive and marine sectors separately. Instead, we applied all of these additional fuel costs to the manufacturing application market.

In preparing the final RIA for this rule, we determined that it would be more appropriate to consider the impacts of the fuel program on the diesel marine and locomotive sectors separately. This is because the locomotive and marine markets are directly affected by the higher diesel fuel prices associated with the rule. In addition, production and consumption decisions of downstream end-use markets that use these services are influenced by the prices of transportation services. At the same time, locomotive and marine diesel transportation services are not used solely in the three application markets modeled in the NDEIM. These services are also provided to electric utilities (transporting coal to electric power plants), non-manufacturing service industries (public transportation) and governments. We take this into account and report impacts on those sectors separately.

c. Model Methodology

A detailed description of the model methodology, inputs, and parameters used in this economic impact analysis is provided in Chapter 10 of the Final RIA prepared for this rule. The model methodology is firmly rooted in applied microeconomic theory and was developed following the *OAQPS Economic Analysis Resource Document*.²⁴⁵

²⁴⁵ U.S. Environmental Protection Agency, Office of Air Quality Planning and Standards, Innovative Strategies and Economics Group, *OAQPS Economic Analysis Resource Document*, April 1999. A copy of this document can be found in Docket A-2001-28, Document No. II-A-14.

The NDEIM is a computer model comprised of a series of spreadsheet modules that define the baseline characteristics of the supply and demand for the relevant markets and the relationships between them. The model is constructed based on the market characteristics and inter-connections summarized in this section and described in more detail in Chapter 10 of the RIA. The model is shocked by applying the engineering compliance cost estimates to the appropriate market suppliers, and then numerically solved using an iterative auctioneer approach by "calling out" new prices until a new equilibrium is reached in all markets simultaneously. The output of the model is new equilibrium prices and quantities for all affected markets. This information is used to estimate the social costs of the model and how those costs are shared among affected markets.

The NDEIM uses a multi-market partial equilibrium approach to track changes in price and quantity for the modeled product markets. As explained in the *EPA Guidelines for Preparing Economic Analyses*, "partial" equilibrium refers to the fact that the supply and demand functions are modeled for just one or a few isolated markets and that conditions in other markets are assumed either to be unaffected by a policy or unimportant for social cost estimation. Multi-market models go beyond partial equilibrium analysis by extending the inquiry to more than just a single market. Multi-market analysis attempts to capture at least some of the interactions between markets.²⁴⁶

The NDEIM uses an intermediate run time frame. The use of the intermediate run means that some factors of production are fixed and some are variable. This modeling period allows analysis of the economic effects of the rule's compliance costs on current producers. The short run, in contrast, imposes all compliance costs on the manufacturers (no pass-through to consumers), while the long run imposes all costs on consumers (full cost pass-through to consumers). The use of the intermediate run time frame is consistent with economic practices for this type of analysis.

The NDEIM assumes perfect competition in the market sectors. This assumption was questioned by one commenter, who noted that the 25 to 75 hp engine category does not appear to be competitive based on the number of firms in that subsector. Specifically, one

²⁴⁶ *EPA Guidelines for Preparing Economic Analyses*, EPA 240-R-00-003, September 2000, p. 125-6.

firm has nearly 29 percent of the market and the top nine firms have about 88 percent. The remaining twelve percent of this market shared among nineteen other firms. While the commenter is correct in noting the limited number of firms in this subsector, we believe it is still appropriate to rely on the perfect competition assumption in this analysis. The perfect competition assumption relies not only on the number of firms in a market but also on other market characteristics. For example, there are no indications of barriers to entry, the firms in these markets are not price setters, and there is no evidence of high levels of strategic behavior in the price and quantity decisions of the firms. In addition, the products produced within each market are somewhat homogeneous in that engines from one firm can be purchased instead of engines from another firm. Finally, according to contestable market theory, oligopolies and even monopolies will behave very much like firms in a competitive market if it is possible to enter particular markets costlessly (*i.e.*, there are no sunk costs associated with market entry or exit). With regard to the nonroad engine market, production capacity is not fully utilized. This means that manufacturers could potentially switch their product line to compete in another segment of the market without a significant investment. For all these reasons, the number of firms in a particular engine submarket does not prevent us from relying on the perfect competition assumption for that submarket. This is true of other engine and equipment subsectors as well. In addition, changing the assumption of perfect competition based on the limited evidence raised by the commenter would break with widely accepted economic practice for this type of analysis.²⁴⁷

d. Model Inputs—Elasticities

The estimated social costs of this emission control program are a function of the ways in which producers and consumers of the engines, equipment, and fuels affected by the standards change their behavior in response to the costs incurred in complying with the standards. As the compliance costs ripple through the markets, producers and consumers change their production and purchasing decisions in response to changes in prices. In the NDEIM, these behavioral changes are modeled by the demand and supply elasticities

(behavioral-response parameters), which measure the price sensitivity of consumers and producers.

The supply elasticities for the equipment, engine, diesel fuel, and transportation service markets and the demand and supply elasticities for the application markets used in the NDEIM were obtained from peer-reviewed literature sources or were estimated using econometric methods. These econometric methods are well-documented and are consistent with generally accepted econometric practice. Appendix 10H of the RIA contains detailed information on how the elasticities were estimated.

The equipment and engine supply elasticities are elastic, meaning that quantities supplied are expected to be fairly sensitive to price changes. The supply elasticities for the fuel, transportation, and application markets are inelastic or unit elastic, meaning that the quantity supplied/demanded is expected to be fairly insensitive to price changes or will vary one-to-one with price changes. The demand elasticities for the application markets are also inelastic. This is consistent with the Hicks-Allen derived demand relationship, according to which a low cost-share in production combined with limited substitution yields inelastic demand.²⁴⁸ As noted above, diesel engines, equipment, and fuel represent only a small portion of the total production costs for each of the three application sectors. The limited ability to substitute for these inputs is discussed below.

In contrast to the above, the demand elasticities for the engine, equipment, fuel, and transportation markets are internally derived as part of the process of running the model. This is an important feature of the NDEIM, which allows it to link the separate market components of the model and simulate how compliance costs can be expected to ripple through the affected economic sectors. In the real world, for example, the quantity of nonroad equipment units produced in a particular period depends on the price of engines (the engine market) and the demand for equipment (the application markets). Similarly, the number of engines produced depends on the demand for engines (the

equipment market) which depends on the demand for equipment (the application markets). Changes in conditions in one of these markets will affect the others. By designing the model to derive the engine, equipment, transportation market, and fuel demand elasticities, the NDEIM simulates these connections between supply and demand among all the product markets and replicates the economic interactions between producers and consumers.

e. Model Inputs—Fixed and Variable Costs

The EIA treats the fixed costs expected to be incurred by engine and equipment manufacturers differently in the market and social costs analyses. This feature of the model is described in greater detail in Section 10.2.3.3 of the RIA. In the market analysis, estimated engine and equipment market impacts (changes in prices and quantities) are based solely on the expected increase in variable costs associated with the standards. Fixed costs are not included in the market analysis reported in Table VI-F-1 because in an analysis of competitive markets the industry supply curve is based on its marginal cost curve and fixed costs are not reflected in changes in the marginal cost curve. In addition, the fixed costs associated with the rule are primarily R&D costs for design and engineering changes. Firms in the affected industries currently allocate funds for R&D programs and this rule is not expected to lead firms to change the size of their R&D budgets. Therefore, changes in fixed costs for engine and equipment redesign associated with this rule are not likely to affect the prices of engines or equipment. Fixed costs are included in the social cost analysis reported in Table VI-F-2, however, as an additional cost to producers. This is appropriate because even though firms currently allocated funds to R&D those resources are intended for other purposes such as increasing engine power, ease of use, or comfort. These improvements will therefore be postponed for the length of the rule-related R&D program. This is a cost to society.

One commenter recommended that EPA include engine and equipment R&D (fixed) costs in the market analysis. This commenter argued that while in the long run total costs are not determined by changes in fixed costs, total costs are determined initially by both fixed and variable costs. This commenter was concerned that by not including fixed costs, EPA's analysis underestimates the increase in the average price of goods and services produced using engines affected by the rule. In fact, we included

²⁴⁷ See, for example, *EPA Guidelines for Preparing Economic Analyses*, EPA 240-R-00-003, September 2000, p 126. See also the Final RIA for this rule, Chapter 10, Section 10.2.3.1.

²⁴⁸ If the elasticity of demand for a final product is less than the elasticity of substitution between an input and other inputs to the final product, then the demand for the input is less elastic the smaller its cost share. Hicks, J.R., 1961. *Marshall's Third Rule: A Further Comment*. Oxford Economic Papers 13:262–65; Hicks, J.R., 1963. *The Theory of Wages*. St. Martins Press, NY, pp. 233–247. See Docket A-2001-28, Document No. IV-B-25 for relevant excerpts. See Docket A-2001-28, Document No. IV-B-25 for relevant excerpts.

R&D costs in a sensitivity analysis performed for the draft EIA, which has been updated and can be found in Appendix I to Chapter 10 of the Final RIA. Including fixed costs results in a transfer of economic welfare losses from engine and equipment markets to the application markets (engine and equipment producer surplus losses decrease; consumer surplus losses increase), but does not change the overall economic welfare losses associated with the rule.

Unlike for engines and equipment, most of the petroleum refinery fixed costs are for production hardware. Refiners are expected to have to make physical changes to their refineries and purchase additional equipment to produce 500 ppm and then 15 ppm fuel. Therefore, fixed costs are included in the market analysis for fuel price and quantity impacts.

f. Model Inputs—Substitution by Application Suppliers

In modeling the market impacts and social costs of this rule, the NDEIM considers only diesel equipment and fuel inputs to the production of goods in the applications markets. It does not explicitly model alternate production inputs that would serve as substitutes for new nonroad equipment or nonroad diesel fuel. In the model, market changes in the final demand for application goods and services directly correspond to changes in the demand for nonroad equipment and fuel (*i.e.*, in normalized terms there is a one-to-one correspondence between the quantity of the final goods produced and the quantity of nonroad diesel equipment and fuel used as inputs to that production). We believe modeling the market in this manner is economically sound and reflects the general experience for the nonroad market.

Some commenters suggested that the NDEIM should consider substitution to alternate means of production such as pre-buying, delayed buying, extending the life of a current machine, and substituting with different (*e.g.*, gasoline-powered) equipment. These commenters did not provide detailed explanations for their comments or data in support of their substitution arguments. After considering these comments, we conclude that revising the NDEIM to include these effects would be inappropriate.

The term “pre-buying” appears to refer to the possibility that the suppliers in the application market may choose to buy additional unneeded quantities of nonroad equipment prior to the beginning of the Tier 4 program, thus avoiding the higher cost for the Tier 4

equipment. It should be noted that this effect is limited to equipment and does not extend to nonroad diesel fuel. We believe that equipment pre-buying will not be economically viable in most cases due to the cost of holding capital (equipment) idle and of maintaining unused equipment. Such strategic purchases, if they occur at all, would be limited to a period of a few months before the effective date of the standards. The NDEIM models market reactions in the intermediate time frame, beyond the scope of any potential pre-buy. For these reasons, we do not believe it is appropriate to revise the model to include pre-buy as a means of substitution in NDEIM.

“Delayed-buying” appears to refer to the possibility that suppliers in the application market would defer purchasing new equipment initially but would eventually make those purchases. Similarly to pre-buying, this appears to be a short-term effect and would therefore be inappropriate to include in an economic model designed to model the intermediate time frame.

Extending the life of a current machine is suggested as another alternative to purchasing new equipment. We believe this would also be a short term phenomena that is not relevant for the intermediate time frame of the NDEIM. Based on our meetings with equipment users and suppliers, we do not believe that extending the life of nonroad equipment will prove to be an economically viable substitute in the near or long term. Most users of nonroad equipment already extend the life of their equipment to the maximum extent possible and purchase new equipment only when the existing equipment can no longer perform its function, when new demand for production requires additional means for production, or when new equipment offers a cheaper means of production than existing equipment. This situation is not expected to change as a result of this rule. In addition, even if it were possible to extend equipment life even more, this would lower the cost of nonroad equipment as an input to production (because it would be less expensive to maintain old equipment than purchase new equipment) and thus would reduce the economic impact of the Tier 4 program compared to our estimate. For all of the reasons stated here, we have decided not to attempt to model an extended equipment life alternative in the NDEIM.

Finally, some commenters noted that equipment users may chose to substitute with different equipment, particularly gasoline-powered equipment. We believe substitution to gasoline-powered

equipment is an alternative only for the smaller power categories (below 75 hp). Based on discussions with equipment manufacturers and users, the dominant reasons for choosing diesel engines over the substantially less expensive gasoline engines include better performance from diesel engines, lower fuel consumption from diesel engines, and the ability to use diesel fuel. The use of diesel fuel is preferable for two reasons: it is safer to store and dispense, and it is compatible with the fuel needed for larger equipment at the same worksite. Where these issues are not a concern, gasoline engines already enjoy a substantial economic advantage over diesel. We do not believe that the incremental increase in new equipment cost associated with this program would provide the necessary economic incentives for switching to gasoline equipment. Equipment users who can use gasoline-fueled equipment already do so, while those who can't due to the high costs of storing and dispensing gasoline fuel already use diesel engines. Therefore, we have not attempted to model the possibility of substitution to gasoline equipment in NDEIM.

g. Model Inputs—Other

Compliance Costs. The NDEIM uses the estimated engine, equipment, and fuel compliance costs described in above and presented in Chapters 6 and 7 of the RIA. Engine and equipment costs vary over time because fixed costs are recovered over five to ten year periods while total variable costs, despite learning effects that serve to reduce costs on a per unit basis, continue to increase at a rate consistent with new sales increases. Similarly, engine operating costs also vary over time because oil change maintenance savings, PM filter maintenance, and fuel economy effects, all of which are calculated on the basis of gallons of fuel consumed, change over time consistent with the growth in nationwide fuel consumption. Fuel-related compliance costs (costs for refining and distributing regulated fuels) also change over time. These changes are more subtle than the engine costs, however, as the fuel provisions are largely implemented in discrete steps instead of phasing in over time. Compliance costs were developed on a ¢/gallon basis; total compliance costs are determined by multiplying the ¢/gallon costs by the relevant fuel volumes. Therefore, total fuel costs increase as the demand for fuel increases. The variable operating costs are based on the natural gas cost of producing hydrogen and for heating diesel fuel for the new desulfurization

equipment, and thus would fluctuate along with the price of natural gas.

Operating Savings. Operating savings refers to changes in operating costs that are expected to be realized by users of both existing and new nonroad diesel equipment as a result of the reduced sulfur content of nonroad diesel fuel. These include operating savings (cost reductions) due to fewer oil changes, which accrue to nonroad, marine and locomotive engines that are already in use as well as new nonroad engines that will comply with the standards (see Section VI.B). These also include any extra operating costs associated with the new PM emission control technology which may accrue to certain new engines that use this technology. Operating savings are not included in the market analysis because some of the savings accrue to existing engines and because, as explained in Section VI.C.1.c, these savings are not expected to affect consumer decisions with respect to new engines. Operating savings are included in the social cost analysis, however, because they accrue to society. They are added into the estimated social costs as an additional savings to the application and transportation service markets, since it is the users of these engines and fuels who will see these savings. A sensitivity analysis was performed as part of this EIA that includes the operating savings in the market analysis. The results of this sensitivity analysis are presented in Appendix 10.I.

Fuel Marker Costs. Fuel marker costs refers to costs associated with marking high sulfur heating oil to distinguish it from high sulfur diesel fuel produced after 2007 through the use of early sulfur credits or small refiner provisions. Only heating oil sold outside of the Northeast is affected. The higher sulfur NRLM fuel is not allowed to be sold in most of the Northeast, so the marker need not be added in this large heating oil market. These costs are expected to be about \$810,000 in 2007, increasing to \$1.38 million in 2008, but steadily decreasing thereafter to about \$940,000 in 2040 (see Chapter 10 of the RIA). Because these costs are relatively small, they are incorporated into the estimated compliance costs for the fuel program (see discussion of fuel costs, above). They are therefore not counted separately in this economic impact analysis. This means that the costs of marking heating fuel are allocated to all users of the fuel affected by this rule (nonroad, locomotive, and marine) instead of uniquely to heating oil users. This is a reasonable approach since it is likely that refiners will pass the marker costs along their complete nonroad

diesel product line and not just to heating oil.

Fuel Spillover. Spillover fuel is highway grade diesel fuel consumed by nonroad equipment, stationary diesel engines, boilers, and furnaces. As described in Section 7.1 of Chapter 7 of the final RIA, refiners are expected to produce more 15 ppm fuel than is required for the highway diesel market. This excess 15 ppm fuel will be sold into markets that allow fuel with a higher sulfur level (*i.e.*, nonroad for a limited period of time, locomotive, marine diesel and heating oil). This spillover fuel is affected by the diesel highway rule and is not affected by this regulation. Therefore, it is important to differentiate between spillover and nonspillover fuel to ensure that the compliance costs for that fuel pool are not counted twice. In the NDEIM, this is done by incorporating the impact of increased fuel costs associated with the highway rule prior to analysis of the final nonroad rule (see RIA Section 10.3.8).

Compliance Flexibility Provisions. Consistent with the engine and equipment cost discussion in Section VI.C, the EIA does not include any cost savings associated with the equipment transition flexibility program or the nonroad engine ABT program. As a result, the results of this EIA can be viewed as somewhat conservative.

Locomotive and Marine Fuel Costs. The locomotive and marine transportation sectors are affected by this rule through the sulfur limits on the diesel fuel used by these engines. These sectors provide transportation to the three application markets as well as to other markets not considered in the NDEIM (*e.g.*, public utilities, nonmanufacturing service industries, government). As explained in Section 10.3.1.5 of the RIA, the NDEIM applies only a portion of the locomotive and marine fuel costs to the three application markets. The rest of the locomotive and marine fuel costs are added as a separate item to the total social cost estimates (as Application Markets Not Included in NDEIM).

3. What Are the Results of this Analysis?

Using the revised cost data described earlier in this section and the NDEIM described above and in Chapter 10 of the Final RIA, we estimated the economic impacts of the nonroad engine, equipment and fuel control program. Economic impact results for 2013, 2020, 2030, and 2036 are presented in this section. The first of these years, 2013, corresponds to the first year in which the standards affect

all engines, equipment, and fuels. It should be noted that, as illustrated in Table VI-F-3, aggregate program costs peak in 2014; increases in costs after that year are due to increases in the population of engines over time. The other years, 2020, 2030 and 2036, correspond to years analyzed in our benefits analysis. Detailed results for all years are included in the appendices to Chapter 10 of the RIA.

In the following discussion, social costs are computed as the sum of market surplus offset by operating savings. Market surplus is equal to the aggregate change in consumer and producer surplus based on the estimated market impacts associated with the rule. As explained above, operating savings are not included in the market analysis but instead are listed as a separate category in the social cost results tables.

In considering the results of this analysis, it should be noted that the estimated output quantities for diesel engines, equipment, and fuel are not identical to those estimated in the engineering cost described in above and presented in Chapters 6 and 7 of the RIA. The difference is due to the different methodologies used to estimate these costs. As noted above, social costs are the value of goods and services lost by society resulting from: (a) the use of resources to comply with and implement a regulation (*i.e.*, compliance costs); and (b) reductions in output. Thus, the social cost analysis considers both price and output (quantity) effects associated with consumer and producer reaction to increased prices associated with the regulatory compliance costs. The engineering cost analysis, on the other hand, is based on applying additional technology to comply with the new regulations. The engine population in the engineering cost analysis does not reflect consumer and producer reactions to the compliance costs. Consequently, the estimated output quantities from the cost analysis are slightly larger than the estimated output quantities from the social cost analysis.

The results of this analysis suggest that the economic impacts of this rule are likely to be small, on average. Price increases in the application markets are expected to average about 0.1 percent per year. Output decrease in the application markets are expected to average less than 0.02 percent for all years. The price increases for engines, equipment, and fuel are expected to be about 20 percent, 3 percent, and 7 percent, respectively (total impact averaged over the relevant years). The number of engines and equipment produced is expected to decrease by less

than 250 units, and the amount of fuel produced annually is expected to decrease by less than 4 million gallons. With respect to the economic welfare analysis, producers and consumers in the application markets are expected to bear about 83 percent of the burden in 2013; this will increase to about 96 percent in 2030 and beyond. In other words, despite the almost total pass-through of costs the average price of goods and services in the application markets is expected to increase by only 0.1 percent. This outcome reflects the fact that diesel engines, equipment, and fuel are only a small part of total costs for the application markets. These results are described in more detail below and in Chapter 10 of the Final RIA.

a. Expected Market Impacts

The estimated market impacts for 2013, 2020, and 2030 are presented in Table VI.F–1. The market-level impacts presented in this table represent production-weighted averages of the individual market-level impact estimates generated by the model: the average expected price increase and quantity decrease across all of the units in each of the engine, equipment, fuel, and final application markets. For example, the model includes seven individual engine markets that reflect the seven different horsepower size categories. The 21.4 percent price change for engines shown in Table VI.F–1 for 2013 is an average price change across all engine markets weighted by the number of production units. Similarly, the equipment impacts presented in Table VI.F–1 are the weighted averages of 42 equipment-application markets, such as small (<25hp) agricultural equipment and large (>600hp) industrial equipment. Note that price increases and quantity decreases for specific types of engines, equipment, application sectors, or diesel fuel markets are likely to be different. The aggregated data presented in this table provide a broad overview of the expected market impacts that is useful when considering the impacts of the rule on the economy as a whole. The individual market-level impacts are presented in Chapter 10 of the Final RIA.²⁴⁹

²⁴⁹ The NDEIM distinguishes between “merchant” engines and “captive” engines. “Merchant” engines are produced for sale to another company and are sold on the open market to anyone who wants to buy them. “Captive” engines are produced by a manufacturer for use in its own nonroad equipment line (this equipment is said to be produced by “integrated” manufacturers). The market analysis for engines includes compliance costs for merchant engines only. The market analysis for equipment includes equipment

The market impacts of this rule suggest that the overall economic impact of the emission control program on society is expected to be small, on average. According to this analysis, the average prices of goods and services produced using equipment and fuel affected by the rule are expected to increase by about 0.1 percent (as noted above), despite the almost total pass-through of compliance costs to those markets.

Engine Market Results: This analysis suggests that most of the variable costs associated with the rule will be passed along in the form of higher prices. The average price increase in 2013 for engines is estimated to be about 21.4 percent. This percentage is expected to decrease to about 18.3 percent by 2020. In 2036, the last year considered, the average price increase is expected to be about 18.2 percent. This expected price increase varies by engine size because compliance costs are a larger share of total production costs for smaller engines. In 2013, the largest expected percent price increase is for engines between 25 and 50 hp: 29 percent or \$850; the average price for an engine in this category is about \$2,900. However, this price increase is expected to drop to 22 percent, or about \$645, for 2015 and later. The smallest expected percent price increase in 2013 is for engines in the greater than 600 hp category. These engines are expected to see price increases of about 3 percent increase in 2013, increasing to about 7.6 percent in 2015 and then decreasing to about 6.6 percent in 2017 beyond. The expected price increase for these engines is about \$2,240 in 2013, increasing to about \$6,150 in 2015 and then decreasing to \$5,340 in 2017 and later, for engines that cost on average about \$80,500.

The market impact analysis predicts that even with these increased in engine prices, total demand is not expected to change very much. The expected average change in quantity is less than 150 engines per year, out of total sales of more than 500,000 engines. The estimated change in market quantity is small because as compliance costs are passed along the supply chain they become a smaller share of total production costs. In other words, firms that use these engines and equipment will continue to purchase them even at the higher cost because the increase in costs will not have a large impact on their total production costs (diesel equipment is only one factor of production for their output of

compliance costs plus a portion of the engine compliance costs attributable to captive engines.

construction, agricultural, or manufactured goods).

Equipment Market Results: Estimated price changes for the equipment markets reflect both the direct costs of the new standards on equipment production and the indirect cost through increased engine prices. In general, the estimated percentage price changes for the equipment are less than that for engines because the engine is only one input in the production of equipment. In 2013, the average price increase for nonroad diesel equipment is estimated to be about 2.9 percent.²⁵⁰ This percentage is expected to decrease to about 2.5 percent for 2020 and beyond. The range of estimated price increases across equipment types parallels the share of engine costs relative to total equipment price, so the estimated percentage price increase among equipment types also varies. For example, the market price in 2013 for agricultural equipment between 175 and 600 hp is estimated to increase about 1.2 percent, or \$1,740 for equipment with an average cost of \$143,700. This compares with an estimated engine price increase of about \$1,700 for engines of that size. The largest expected price increase in 2013 for equipment is \$2,290, or 2.6 percent, for pumps and compressors over 600 hp. This compares with an estimated engine price increase of about \$2,240 for engines of that size. The smallest expected price increase in 2013 for equipment is \$120, or 0.7 percent, for construction equipment less than 25 hp. This compares with an estimated engine price increase of about \$120 for engines of that size.

Again, the market analysis predicts that even with these increased equipment prices total demand is not expected to change very much. The expected average change in quantity is less than 250 pieces of equipment per year, out of a total sales of more than 500,000 units. The average decrease in the quantity of nonroad diesel equipment produced as a result of the regulation is estimated to be about 0.02 percent for all years. The largest expected decrease in quantity in 2013 is 18 units of construction equipment per year for construction equipment between 100 and 175 hp, out of about 63,000 units. The smallest expected decrease in quantity in 2013 is less than

²⁵⁰ It should be noted that the equipment prices used in this analysis reflect current market conditions. An increase in equipment prices associated with the nonroad Tier 3 standards would reduce size of the percentage increase in price. In this sense, our Economic Impact Analysis is conservative as it is based on the impact of the Tier 4 program on Tier 1 and Tier 2 equipment prices and therefore overestimates the market impacts of the Tier 4 program.

one unit per year in all hp categories of pumps and compressors.

It should be noted that the absolute change in the number of engines and equipment does not match. This is

because the absolute change in the quantity of engines represents only engines sold on the market. Reductions in engines consumed internally by

integrated engine/equipment manufacturers are not reflected in this number but are captured in the cost analysis.

TABLE VI.F-1.—SUMMARY OF MARKET IMPACTS (\$2002)

Market	Engineering cost	Change in price		Change in quantity	
	Per unit	Absolute (\$million)	Percent	Absolute	Percent
2013					
Engines	\$1,052	\$821	21.4	^a - 79	-0.014
Equipment	1,198	975	2.9	- 139	-0.017
Loco/Marine Transp ^b			0.009		-0.007
Application Markets ^b			0.097		-0.015
No. 2 Distillate Nonroad	0.06	0.07	6.0	^c - 2.75	-0.019
2020					
Engines	950	761	18.3	^a - 98	-0.016
Equipment	1,107	976	2.5	- 172	-0.018
Loco/Marine Transp ^b			0.001		-0.008
Application Markets ^b			0.105		-0.017
No. 2 Distillate Nonroad	0.07	0.07	7.0	^c - 3.00	-0.021
2030					
Engines	937	751	18.2	^a - 114	-0.016
Equipment	968	963	2.5	- 200	-0.018
Loco/Marine Transp ^b			0.010		-0.008
Application Markets ^b			0.102		-0.016
No. 2 Distillate Nonroad	0.07	0.07	7.0	^c - 3.53	-0.022
2036					
Engines	931	746	18.2	^a - 124	-0.016
Equipment	962	956	2.5	- 216	-0.018
Loco/Marine Transp ^b			0.010		-0.008
Application Markets ^b			0.101		-0.016
No. 2 Distillate Nonroad	0.07	0.07	7.0	^c - 3.85	-0.022

Notes:

^a The absolute change in the quantity of engines represents only engines sold on the market. Reductions in engines consumed internally by integrated engine/equipment manufacturers are not reflected in this number but are captured in the cost analysis. For this reason, the absolute change in the number of engines and equipment does not match.

^b The model uses normalized commodities in the application markets because of the great heterogeneity of products. Thus, only percentage changes are presented.

^c Units are in million of gallons.

Transportation Market Results: The estimated price increase associated with the proposed standards in the locomotive and marine transportation markets is negligible, at 0.01 percent for all years. This means that these transportation service providers are expected to pass along nearly all of their increased costs to the agriculture, construction, and manufacturing application markets, as well as other application markets not explicitly modeled in the NDEIM. This price increases represent a small share of total application market production costs, and therefore are not expected to affect demand for these services.

Application Market Results: The estimated price increase associated with the new standards in all three application markets is very small and

averages about 0.1 percent for all years. In other words, on average, the prices of goods and services produced using the affected engines, equipment, and fuel are expected to increase negligibly. This results from the observation that compliance costs passed on through price increases represent a very small share of total production costs in all the application markets. For example, the construction industry realizes an increase in production costs of approximately \$580 million in 2013 because of the price increases for diesel equipment and fuel. However, this represents less than 0.001 percent of the \$820 billion value of shipments in the construction industry in 2000. The estimated average commodity price increase in 2013 ranges from 0.08 percent in the manufacturing

application market to about 0.5 percent in the construction market. The percentage change in output is also estimated to be very small and averages less than 0.02 percent for all years. Note that these estimated price increases and quantity decreases are average for these sectors and may vary for specific subsectors. Also, note that absolute changes in price and quantity are not provided for the application markets in Table VI.F-1 because normalized commodity values are used in the market model. Because of the great heterogeneity of manufactured or agriculture products, a normalized commodity (\$1 unit) is used in the application markets. This has no impact on the estimated percentage change impacts but makes interpretation of the absolute changes less informative.

Fuel Markets Results: The estimated average price increase across all nonroad diesel fuel is about 7 percent for all years. For 15 ppm fuel, the estimated price increase for 2013 ranges from 5.6 percent in the East Coast region (PADD 1&3) to 9.1 percent in the mountain region (PADD 4). The average national output decrease for all fuel is estimated to be about 0.02 percent for all years, and is relatively constant across all four regional fuel markets.

b. Expected Economic Welfare Impacts

Estimated social costs are presented in Table VI.F-2. In 2013, the total social costs are projected to be about \$1,510 million (\$2002). About 83 percent of the total social costs is expected to be borne by producers and consumers in the application markets in 2013, indicating that the majority of the compliance costs associated with the rule are expected to be passed on in the form of higher prices. When these estimated impacts are broken down, about 58.5 percent of the social costs are expected to be borne by consumers in the application markets and about 41.5 percent are expected to be borne by producers in the application markets. Equipment manufacturers are expected to bear about 9.5 percent of the

total social costs. Engine manufacturers and diesel fuel refineries are expected to bear 2.8 percent and 0.5 percent, respectively. The remaining 4.2 percent of the social costs is expected to be borne by the locomotive and marine transportation service sector. In this last sector, about 97 percent of the gross decrease in market surplus is expected to be borne by the application markets that are not included in the NDEIM but that use these services (e.g., public utilities, nonmanufacturing service industries, government) while about 3 percent is expected to be borne by locomotive and marine service providers. Because of the way the NDEIM is structured, with the fuel savings added separately, the results imply that locomotive and marine service provider would see net benefits from the rule due to the operating savings associated with low sulfur fuel. In fact, they are likely to pass along some or all of those operating savings to the users of their services, reducing the size of the welfare losses for those users.

Total social costs continue to increase over time and are projected to be about \$2,046 million by 2030 and \$2,227 million in 2036 (\$2002). The increase is due to the projected annual growth in

the engine and equipment populations. Producers and consumers in the application markets are expected to bear an even larger portion of the costs, approximately 96 percent. This is consistent with economic theory, which states that, in the long run, all costs are passed on to the consumers of goods and services.

The present value of total social costs through 2036, contained in Table VI.F-3, is estimated to be \$27.2 billion (\$2002). This present value is calculated using a social discount rate of 3 percent from 2004 through 2036. We also performed an analysis using a 7 percent social discount rate. Using that discount rate, the present value of the social costs through 2036 is estimated to be \$13.9 billion (\$2002). As shown in Table VI.F-3, these results suggest that total engineering costs exceed compliance costs by a small amount. This is due primarily to the fact that the estimated output quantities for diesel engines, equipment, and fuel are not identical to those estimated in the engineering cost analysis, which is due to the different methodologies used to estimate these costs (see previous discussion in this Section IV.F.3).

TABLE VI.F-2.—SUMMARY OF SOCIAL COSTS ESTIMATES ASSOCIATED WITH PRIMARY PROGRAM 2015, 2020, 2030, AND 2036

[2002, \$Million]^{a, b}

	Market surplus (\$10 ⁶)	Operating savings (\$10 ⁶)	Total	Percent
2013				
Engine Producers Total	\$42.0	\$42.0	2.8
Equipment Producers Total	143.1	143.1	9.5
Construction Equipment	64.0	64.0
Agricultural Equipment	51.8	51.8
Industrial Equipment	27.2	27.2
Application Producers & Consumers Total	1,496.7	(\$243.2)	1,253.5	83.0
Total Producer	620.9	41.5
Total Consumer	875.7	58.5
Construction	584.3	(\$115.2)	469.2
Agriculture	430.0	(\$78.2)	351.8
Manufacturing	482.4	(\$49.8)	432.5
Fuel Producers Total	8.0	8.0	0.5
PADD I&III	4.1	4.1
PADD II	3.3	3.3
PADD IV	0.0	0.0
PADD V	0.6	6.0
Transportation Services, Total	104.9	(\$41.5)	63.4	4.2
Locomotive	1.6	(\$12.4)	(\$10.8)
Marine	0.9	(\$9.9)	(\$9.0)
Application markets not included in NDEIM	102.4	(\$19.2)	\$83.2
Total	1,794.7	(\$284.7)	\$1,510.0	100.0%
2020				
Engine Producers Total	0.1	0.1	0.0
Equipment Producers Total	122.7	122.7	6.7
Construction Equipment	57.8	57.8
Agricultural Equipment	39.7	39.7

TABLE VI.F-2.—SUMMARY OF SOCIAL COSTS ESTIMATES ASSOCIATED WITH PRIMARY PROGRAM 2015, 2020, 2030, AND 2036—Continued
[2002, \$Million]^{a, b}

	Market surplus (\$10 ⁶)	Operating savings (\$10 ⁶)	Total	Percent
Industrial Equipment	25.2	25.2
Application Producers & Consumers Total	1,826.1	(\$192.3)	1,633.8	89.4
Total Producer	762.2	41.7
Total Consumer	1,063.8	58.3
Construction	744.0	(\$91.1)	653.0
Agriculture	524.3	(\$61.8)	462.5
Manufacturing	557.8	(\$39.4)	518.3
Fuel Producers Total	11.2	11.2	0.6
PADD I&III	5.6	5.6
PADD II	4.6	4.6
PADD IV	0.2	0.2
PADD V	0.8	0.8
Transportation Services, Total	95.7	(\$35.1)	60.6	3.3
Locomotive	2.0	(\$7.2)	(\$5.2)
Marine	1.1	(\$11.6)	(\$10.5)
Application markets not included in NDEIM	92.6	(\$16.3)	76.3
Total	2,055.7	(\$227.4)	\$1,828.3	100.0%
2030				
Engine Producers Total	0.1	0.1	0.0
Equipment Producers Total	5.9	5.9	0.3
Construction Equipment	4.0	4.0
Agricultural Equipment	1.9	1.9
Industrial Equipment	0.1	0.1
Application Producers & Consumers Total	2,112.3	(\$154.2)	1,958.1	95.7
Total Producer	882.2	41.7
Total Consumer	1,230.1	58.3
Construction	863.8	(\$73.0)	790.8
Agriculture	606.8	(\$49.6)	557.2
Manufacturing	641.6	(\$31.6)	610.0
Fuel Producers Total	13.2	13.2	0.6
PADD I&III	6.7	6.7
PADD II	5.2	5.2
PADD IV	0.3	0.3
PADD V	1.0	1.0
Transportation Services, Total	109.1	(\$39.9)	69.2	3.4
Locomotive	2.5	(\$7.8)	(\$5.3)
Marine	1.4	(\$13.6)	(\$12.2)
Application markets not included in NDEIM	105.2	(\$18.5)	86.7
Total	2,240.6	(\$194.1)	\$2,046.4	100.0%
2036				
Engine Producers Total	0.2	0.2	0.0
Equipment Producers Total	6.4	6.4	0.3
Construction Equipment	4.3	4.3
Agricultural Equipment	2.0	2.0
Industrial Equipment	0.1	0.1
Application Producers & Consumers Total	2,287.4	(\$155.7)	2,131.7	95.7
Total Producer	955.5	41.7
Total Consumer	1,331.9	58.3
Construction	936.4	(\$50.0)	862.7
Agriculture	657.8	(\$73.7)	607.8
Manufacturing	693.2	(\$31.9)	661.3
Fuel Producers Total	14.5	14.5	0.7
PADD I&III	7.3	7.3
PADD II	5.8	5.8
PADD IV	0.3	0.3
PADD V	1.0	1.0
Transportation Services, Total	116.9	(\$42.6)	74.3	3.3
Locomotive	2.8	(\$8.2)	(\$5.4)
Marine	1.6	(\$14.6)	(\$13.0)
Application markets not included in NDEIM	112.5	(\$19.8)	92.7

TABLE VI.F-2.—SUMMARY OF SOCIAL COSTS ESTIMATES ASSOCIATED WITH PRIMARY PROGRAM 2015, 2020, 2030, AND 2036—Continued
[2002, \$Million]^{a, b}

	Market surplus (\$10 ⁶)	Operating savings (\$10 ⁶)	Total	Percent
Total	\$2,425.3	(\$198.4)	\$2,227.0	100.0

Notes: ^a Figures are in 2002 dollars.

^b Operating savings are shown as negative costs.

TABLE VI.F-3.—NATIONAL ENGINEERING COMPLIANCE COSTS AND SOCIAL COSTS ESTIMATES FOR THE RULE (2004–2036)

[2002; \$Million]

Year	Engineering compliance costs	Total social costs
2004	0	0
2005	0	0
2006	0	0
2007	(\$17)	(\$18)
2008	54	54
2009	54	54
2010	328	327
2011	923	922
2012	1,305	1,304
2013	1,511	1,510
2014	1,691	1,690
2015	1,742	1,741
2016	1,743	1,743
2017	1,763	1,762
2018	1,778	1,778
2019	1,795	1,795
2020	1,829	1,828
2021	1,816	1,815
2022	1,819	1,818
2023	1,844	1,843
2024	1,858	1,857
2025	1,888	1,887
2026	1,921	1,920
2027	1,954	1,952
2028	1,985	1,984
2029	2,017	2,016
2030	2,047	2,046
2031	2,078	2,077
2032	2,108	2,107
2033	2,139	2,137
2034	2,169	2,167
2035	2,198	2,197
2036	2,228	2,227
NPV at 3%	27,247	27,232
NPV at 7%	13,876	13,868

standards. This section presents a summary of those alternative program options and our reasons for either adopting or not adopting these options.

A. Summary of Alternatives

For our Notice of Proposed Rulemaking (NPRM), we developed emissions, benefits, and cost analyses for a number of alternative program options involving variations in both the fuel and engine programs. The alternatives we considered can be categorized according to the structure of their fuel requirements: whether the 15 ppm fuel sulfur limit for nonroad diesel fuel is reached in two steps, like the program we are finalizing today, or in one step. Within each of these two broad fuel program categories, we considered a number of different engine programs. This section summarizes the alternatives. A more detailed description of the alternatives can be found in the NPRM and the draft RIA.

One-step alternatives were those in which the 15 ppm fuel sulfur standard for nonroad diesel fuel is applied in a single step. We evaluated three one-step alternatives, summarized in table VII-1. Option 1 represented an engine program that was similar to that in our proposed program, the primary difference being the generally earlier phase-in dates for the PM standards. We considered the Option 1 engine program as being the most stringent one-step program that could be considered even potentially feasible considering cost, lead-time, and other factors. Option 1 also included a June 2008 start date for the 15 ppm sulfur standard applicable to nonroad diesel fuel and the 500 ppm sulfur standard applicable to locomotive and marine fuel. We also considered two other one-step alternatives which differ from Option 1. As described in table VII-1, Option 1b differed from Option 1 regarding the timing of the fuel standards, while Option 1a differed from Option 1 in terms of the engine standards. Options 1a and 1b also differed from Option 1 by extending the 15 ppm fuel sulfur limit to locomotive and marine diesel fuel.

Two-step alternatives were those in which the nonroad diesel fuel sulfur

standard was set first at 500 ppm and then was reduced to 15 ppm. The two-step alternatives varied from the proposed program in terms of both the timing and levels of the engine standards and the timing of the fuel standards. Option 2a was the same as the proposed program except the 500 ppm fuel standard was introduced a year earlier, in 2006. Option 2b was the same as the proposed program except the 15 ppm fuel standard was introduced a year earlier (in 2009) and the trap-based PM standards began earlier for all engines. Option 2c was the same as the proposed program except the 15 ppm fuel standard was introduced a year earlier in 2009 and the trap-based PM standards began earlier for engines 175–750 hp. Option 2d was the same as the proposed program except the NO_x standard was reduced to 0.30 g/bhp-hr for engines of 25–75 hp, and this standard was phased in. Finally, Option 2e was the same as the proposed program except there were no new Tier 4 NO_x limits.

In the NPRM, option 3 was identical to the proposed program, except that it would have exempted mining equipment over 750 hp from the Tier 4 standards. We explained in detail in section 12.6.2.2.7 of the draft RIA that we had very serious reservations regarding the legality of this option given these engines' high emission rates of PM, NO_x and NMHC and the availability of further emissions control at reasonable cost. We adhere to these conclusions here. We do note, however, that we are adopting somewhat different provisions for this engine category than we proposed. As explained in sections II.A. and II.B above, although we have adopted aftertreatment-based PM standards for these engines, the standards are slightly higher than those proposed to assure their technical feasibility. We also have deferred a decision on whether to adopt aftertreatment-based standards for NO_x for mobile machines with engines greater than 750 hp. We also have provided ample lead time for these engines to comply with the Tier 4 standards, both in terms of the rule's compliance dates (which include a 2015

VII. Alternative Program Options Considered

Our final emission control program for nonroad engines and equipment consists of a two-step program to reduce the sulfur content of nonroad diesel fuel in conjunction with Tier 4 engine standards. The rule also contains limits on sulfur levels in locomotive and marine diesel fuel. As described in the draft Regulatory Impact Analysis for the proposal, we evaluated a number of alternative options with regard to the scope, level, and timing of the

date for the final Tier 4 standards, one year later than we proposed) and the ABT and equipment manufacturer flexibilities. This lead time takes into account the long design periods, high cost, and low sales volumes of these engines. Thus, although we strongly disagree with the option of not adopting Tier 4 standards for these engines, we do recognize their need for unique standards and compliance dates.

Option 4 included applying the 15 ppm sulfur limit to both locomotive and marine diesel fuel in addition to nonroad fuel. On the basis of comments received and additional analyses, we have determined that a 15ppm sulfur standard for locomotive and marine fuel is appropriate, though we have included certain options for utilization of off-specification fuel and transmix not represented in our original Option 4. This aspect of our final program is discussed in detail in section IV.

Options 5a and 5b were identical to the proposed program except with respect to standards for engines less than 75 hp. Option 5a was identical to the proposed program except that no new program requirements would be set in Tier 4 for engines under 75 hp. Instead, Tier 2 standards and testing requirements for engines under 50 hp, and Tier 3 standards and testing requirements for 50–75 hp engines,

would continue indefinitely. The Option 5b program was identical to the proposed program except that for engines under 75 hp only the 2008 engine standards would be set, *i.e.* there would be no additional PM filter-based standard in 2013 for 25–75 hp engines, and no additional NO_x + NMHC standard in 2013 for 25–50 hp engines. We are not adopting Options 5a or 5b in today's action. As explained at 8.2.3 of the Summary and Analysis of Comments, and in sections 12.6.2.2.9 and 12.6.2.2.10 of chapter 12 of the draft RIA, these options would forego substantial PM and NO_x + NMHC emission reductions (on the order of hundreds of thousands of tons of each pollutant) which are feasible at reasonable cost. We note further that many of these smaller engines operate in populated areas and in equipment without closed cabs—in mowers, small construction machines, and the like—where personal exposures to toxic emissions (both PM and air toxics which are part of the NMHC fraction) may be pronounced well beyond what is indicated simply by a comparison of nationwide emissions inventory estimates. We would also emphasize the remarkable growth in recent sales and usage for these smaller diesel machines, and we expect this trend to continue, pointing up the need for effective PM

emissions control from these engines. We thus do not see a basis in law or policy to adopt either of these options.

In response to comments on our NPRM we also investigated a number of other variations in the engine standards as we developed our final rule. These variations were generally related to the phase-in of engine standards in a number of different horsepower categories. A discussion of these variations is provided in section II as well as in various background documents.

Table VII–1 contains a summary of a number of these alternatives. The expected emission reductions, costs, and monetized benefits associated with them in comparison to the proposed program were evaluated for the NPRM. Those analyses were not revised for this final rulemaking to reflect changes in our empirical models or assumptions. We received no new information that would cause us to believe that the relative impacts and differences for those alternative program options relative to our final program would change enough to make an impact on our assessments of the feasibility or appropriateness of the options. The remainder of this section will summarize some of the comments we received on the options and our responses to those comments.

TABLE VII–1.—SUMMARY OF ALTERNATIVE PROGRAM OPTIONS

Option	Fuel Standards	Engine Standards ^a
Final program		
	<ul style="list-style-type: none"> • 500 PPM in 2007 for NR, loco/marine • 15 ppm in 2010 for NR • 15 ppm in 2012 for loco/marine 	<ul style="list-style-type: none"> • <75 hp: PM standards in 2008 • 25–75 hp: PM AT-based standards in 2013 • 75–175 hp: PM AT-based standards in 2012 • 175–750 hp: PM AT-based standards in 2011 • 75–175 hp: NO_x AT-based standards phase-in 2012–2014 • 175–750 hp: NO_x AT-based standards phase-in 2011–2014 • >750 hp: PM and NO_x AT phased-in 2011 and 2015
1-Step Fuel Options		
1	• 15 ppm in 2008 for NR and loco/marine	<ul style="list-style-type: none"> • <50 hp: PM stds only in 2009 • 25–75 hp: PM AT stds and EGR or equivalent NO_x technology in 2013; no NO_x AT • >75 hp: PM AT stds phasing in beginning in 2009; NO_x AT phasing in beginning in 2011
1a	• 15 ppm in 2008 for NR, loco/marine	<ul style="list-style-type: none"> • PM AT introduced in 2009–10 • NO_x AT introduced in 2011–12
1b	• 15 ppm in 2006 for NR, loco/marine	Same as 1a
2-Step Fuel Options		
2a	Same as proposed program except—	Same as proposed program
	• 500 ppm in 2006 for NR, loco/marine.	
2b	Same as proposed program except—	Same as proposed program except—
	• 15 ppm in 2009 for NR and loco/marine	• Move PM AT up 1 year for all engines >25 hp (phase in starts 2010)
2c	Same as proposed program except—	Same as proposed program except—
	• 15 ppm in 2009 for NR and loco/marine	• Move PM AT up 1 year for all engines 175–750 hp (phase in starts 2010)
2d	• Same as proposed program	Same as proposed program except—

TABLE VII-1.—SUMMARY OF ALTERNATIVE PROGRAM OPTIONS—Continued

Option	Fuel Standards	Engine Standards ^a
		<ul style="list-style-type: none"> • Phase-in NO_x AT for 25–75hp beginning in 2013
Other Options		
3	• Same as proposed program	Same as proposed program except—
4	Same as proposed program except—	<ul style="list-style-type: none"> • Mining equipment over 750 hp left at Tier 2
5a	<ul style="list-style-type: none"> • Downgrade flexibilities for loco/marine not included. • Same as proposed program 	Same as proposed program
5b	• Same as proposed program	Same as proposed program except— <ul style="list-style-type: none"> • No Tier 4 standards <75 hp Same as proposed program except— <ul style="list-style-type: none"> • No new <75hp standards after 2008 (i.e., no CDPFs in 2013)

Notes: ^a AT = aftertreatment.

B. Introduction of 15 ppm Nonroad Diesel Sulfur Fuel in One Step

EPA carefully evaluated an alternative which would require that the nonroad diesel sulfur level be reduced to 15ppm in a single step, beginning June 1, 2008. The one-step fuel options, including the three variations Option 1, Option 1a, and Option 1b, were presented and discussed in detail in the NPRM and in the draft RIA.

Many comments were received about a one step diesel fuel sulfur control approach taking effect in 2008. Refiners commented that they did not think that they could reduce both the highway and nonroad diesel fuel pools down to 15 ppm in the same timeframe while maintaining the supply of these two diesel fuel pools. The refiners went on to say that having a 500 ppm outlet for off-specification material in the nonroad diesel fuel pool is critical in the years after reducing the highway diesel fuel pool to 15 ppm to ensure supply of highway fuel. The refining industry further commented that the one step program would provide fewer environmental benefits and also provide the refining industry less time and flexibility to make the transition to the 15 ppm sulfur level for nonroad diesel fuel compared to a two step approach. While many environmental organizations and the Engine Manufacturers Association (EMA) commented that they preferred a 15 ppm standard as soon as possible, EMA also pointed out that a quick transition to 500 ppm would provide important fleet-wide emission reductions, reduce maintenance costs and enable the use of certain emission control technology such as exhaust gas recirculation and oxidation catalysts. Commenters generally said little about the engine standards associated with the one-step options, other than to point out that earlier introduction of 15 ppm sulfur fuel means that aftertreatment-based

standards and nonroad engine retrofits can also be introduced earlier.

The reasons provided in the NPRM for choosing the two step program over the one-step program still apply and generally address the comments received (see section 12.6.2 of the draft RIA). Although there would be greater PM and NO_x emission reductions with the one-step approach due to earlier introduction of aftertreatment technology enabled by the 15 ppm sulfur diesel fuel, the SO₂ emission benefits for the two-step approach are greater due to the earlier adoption of the 500 ppm sulfur standard. Thus, even assuming that the one-step approach would not jeopardize implementation of the highway diesel emission rule, the emission impacts of these two options are mixed. Moreover, the costs for achieving the second step (15 ppm) of the two step approach are likely to be lower than under the one step approach. This is because advanced desulfurization technologies are much more likely to be used in 2010 after additional testing and demonstration, while they may hardly be considered at all if they would have to be installed for 2008. One advanced desulfurization technology, Process Dynamics Isotherming, is expected to lower the cost of complying with the 15 ppm step by about one cent per gallon. This cost discrepancy is expected to persist since it is associated with the investment of significant capital which cannot be modified or replaced without significant additional expense. Additionally, under the two step program, refiners will be able to use their experience in complying with 15 ppm highway diesel fuel sulfur standard to better design their nonroad hydrotreaters needed for 2010.

After careful consideration of these matters, we have decided to finalize the two-step approach in today's action.

C. Applying the 15 ppm Sulfur Cap to Locomotive and Marine Diesel Fuel

In the NPRM, we requested comment on extending the 15 ppm cap to locomotive and marine diesel fuel in 2010 or some later year as part of this rule. The costs and inventory impacts of this alternative were explored in the context of Option 4 in the NPRM. A 15ppm sulfur cap for locomotive and marine fuel would increase the long-term PM and SO₂ benefits of the rule and would reduce the number of fuels being carried in the distribution system after 2014, when the small refiner provisions of this rule expire. It would also allow refiners to plan to comply with the 15 ppm cap for locomotive and marine diesel fuel at the same time as they plan to comply with the 500 ppm cap for NRLM fuel and the 15 ppm cap for nonroad fuel.

As a result of comments received and additional analyses performed since the NPRM, we are finalizing a 15 ppm sulfur cap for locomotive and marine fuel in today's notice. A full discussion of the feasibility and benefits of a 15 ppm sulfur cap for locomotive and marine fuel can be found in section IV, along with a summary of the comments we received and our responses to those comments. In addition, we are planning a separate rule to implement new emission standards for locomotive and marine diesel engines that will build upon the 15 ppm sulfur standard applicable to fuel used by these engines. We are publishing an Advanced Notice of Proposed Rulemaking in another section of today's **Federal Register** describing our plans in this area.

D. Other Alternatives

We also analyzed a number of other alternatives in the NPRM, as summarized in table VII-1. Some of these focused on control options more stringent than our final program while others reflect modified engine

requirements that result in less stringent control. In the NPRM we presented our assessment of these options in terms of the feasibility, emission reductions, costs, and other relevant factors. Few comments were received on these other alternatives, and no new information arose to alter what we believe are significant concerns with respect to these Options compared to the final program. Hence, with the exception of the few alternative program elements that we did incorporate into our final program as described earlier in this section, we did not include these options into our final program. Our detailed responses to all the comments received on the other alternatives can be found in section 8 of the Summary and Analysis of Comments document.

VIII. Future Plans

The above discussion describes the contents of this final rule. This section addresses a variety of areas not addressed by this rule. In these several areas, we expect to continue our efforts to improve our compliance programs and achieve further reductions in emissions from nonroad engines.

A. Technology Review

As we described in sections III.E and G of the proposal, there are some technology issues that warrant our planning a future review of emissions control technology for engines under 75 hp. Under our implementation schedule presented in section II.A, standards based on the use of PM filter technology will take effect in the 2013 model year for 25–75 hp engines (or in the 2012 model year for manufacturers opting to skip the transitional standards for 50–75 hp engines). However, at this time we have not decided what long-term PM standards for engines under 25 hp are appropriate. No PM filter-based standards are being adopted for these under 25 hp engines in this final rule. Likewise, we have not decided what the long-term NO_x standards for engines under 75 hp should be, and no NO_x adsorber-based standards are being set for these engines in this final rule. As part of the technology review, we plan to thoroughly evaluate progress made toward applying advanced PM and NO_x control technologies to these smaller engines.

We plan to conduct the technology review in 2007, and to conclude it by the end of that year, to give manufacturers lead time should an adjustment in the program be considered appropriate. We do not intend to include in the technology review a reassessment of PM filter technology needed to meet the optional

0.02 g/hp-hr PM standard for 50–75 hp engines in 2012. We assume that manufacturers would only choose this option if they had confidence that they could meet the 0.02 g/hp-hr standard in 2012, a year earlier than otherwise required.

Numerous commenters expressed support for the planned technology review. MECA and STAPPA/ALAPCO stressed that the review should not be limited to considering the need to relax PM filter-based standards for small engines, but should also consider technology innovations that would justify increasing the stringency of small engine standards that are not currently aftertreatment-based. This is indeed our intent. Yanmar suggested that the review be deferred to 2010 or later, because NO_x control experience from highway diesels will not be sufficient by 2007. On the contrary, based on the rate of technology development progress to date for highway engines, we believe that there will be a very large amount of pertinent new information available by 2007, even though widespread field experience may be lacking. Waiting longer to conduct the technology review would, we believe, provide insufficient leadtime to the industry should an adjustment to the 2013 standards be found appropriate. Some engine and equipment manufacturers called for expanding the technology review to other power categories. As discussed in the proposal, we do not believe that a generalized technology review of the sort being conducted for the heavy-duty highway engine program is warranted, primarily due to the very fact that the nonroad standards are modeled on the highway program, and the highway program does include this comprehensive review. We also do not see the specific technical issues for engines above 75 hp that have been identified for smaller engines, such as might warrant our expanding the review at this time. Engine manufacturers also expressed interest in a consultative process in the near future that would establish the scope, outputs, and criteria for the review, possibly including assigning responsibility for the review to an independent entity. Although we plan and hope to have the active participation of all interested parties in the review process, assigning responsibility for the review to groups or individuals outside the Agency would be inappropriate. As the review would be closely tied to potential subsequent rulemaking action by the Agency, it is essential that it adequately cover the relevant issues. To ensure this, it is imperative that we retain overall

responsibility for the review. We have not yet worked out process details for the review, but will do so at some later date.

Several commenters strongly stressed the need for EPA to work with governmental standards-setting bodies in other countries to harmonize future standards. As discussed in section II.A.8, we recognize the importance of harmonizing nonroad diesel standards and have worked diligently with our colleagues responsible for setting such standards outside the U.S., thus far with good success. The March 2004 Directive that sets future nonroad diesel standards in the European Union (EU) will very closely align the EU program with our program in the Tier 4 timeframe.²⁵¹ Further enhancing prospects for close harmonization, the Directive includes plans for a future technical review: “There are still some uncertainties regarding the cost effectiveness of using after-treatment equipment to reduce emissions of particulate matter (PM) and of oxides of nitrogen (NO_x). A technical review should be carried out before 31 December 2007 and, where appropriate, exemptions or delayed entry into force dates should be considered.”

Note that the timing for this review coincides with that of our own planned review. Among other things, both our review and the EU review will consider the appropriate long-term standards for engines between 25 and 50 hp, engines for which we have set PM-filter based standards and for which the EU has not. Furthermore, in addition to re-evaluating the standards, the EU technical review will consider the need to introduce standards for engines below 25 hp and above 750 hp, the two categories for which the EU has not yet set emission standards, and for which harmonization is thus most lacking. We are greatly encouraged by the degree of harmonization achieved thus far, and, given our common interests, issues and planned timing, expect to work closely with Commission staff in carrying out the 2007 technology review, with an aim of preserving and enhancing harmonization of standards.

In response to comments received on the proposal, we wish to clarify that the technology review for engines under 75 hp will be a comprehensive undertaking that may result in adjustments to standards, implementation dates, or other provisions (such as flexibilities) in either direction (that is, toward more or less stringency), depending on conclusions reached in the review about

²⁵¹ Council of the European Union, Directive of the European Parliament and of the Council amending Directive 97/68/EC, March 15, 2004.

appropriate standards under the Clean Air Act. All relevant factors including technical feasibility and commercial viability of engines and machines designed to meet the standards will be taken into account.

B. Test Procedure Issues

Section III describes two issues related to test procedures that warrant further attention in the future. First, we are adopting transient test procedures for engines subject to Tier 4 emission standards, but we intend to collect data that would help us adopt a duty cycle that would appropriately test constant-speed engines. Second, we are adopting cold-start test procedures, but are interested in collecting additional data that could be used to revise those procedures if appropriate.

C. In-Use Testing

Although this final rule does not include an in-use testing program for nonroad diesel engines, we expect to establish such a program for the future in a separate rulemaking action. The goal of this program will be to ensure that emissions standards are met throughout the useful life of the engines, under conditions normally experienced in-use. The Agency expects to pattern the in-use testing requirements for nonroad diesel engines after a program that is being developed for heavy-duty diesel highway vehicles. This program will be funded and conducted by the manufacturer's of heavy-duty diesel highway engines with our oversight. We expect it will incorporate a two-year pilot program. The pilot program will allow the Agency and manufacturers to gain the necessary experience with the in-use testing protocols and generation of in-use test data using portable emission measurement devices prior to fully implementing program. A similar pilot program is expected to be part of any manufacturer-run, in-use NTE test program for nonroad engines.

The Agency plans to promulgate the in-use testing requirements for heavy-duty highway vehicles in the December 2004 time frame. We anticipate proposing a manufacturer-run, in-use testing program for nonroad diesel engines by 2005 or earlier. As mentioned above, the nonroad diesel engine program is expected to be patterned after the heavy-duty highway program.

D. Engine Diagnostics

We are also in the process of defining diagnostic requirements that would apply to highway diesel engines. Once we have adopted requirements for highway engines, we would aim to

adapt the requirements as needed to appropriately address diagnostic needs for nonroad diesel engines. These programs would likely be very similar, but the diagnostics for nonroad engines may need to differ in some ways, depending on the technologies used by different types and sizes of engines and on an assessment of an appropriate level of information and control for engines used in nonroad applications.

E. Future NO_x Standards for Engines in Mobile Machinery Over 750 hp

In section II.A.4, we explain that we are not, at this time, setting Tier 4 NO_x standards for mobile machinery over 750 hp based on the performance of high-efficiency aftertreatment, although we note that the 2.6 g/bhp-hr NO_x standard taking effect for these engines in 2011 represents a more than 60% NO_x reduction from the 6.9 g/bhp-hr Tier 1 level in effect today, and a more than 40% reduction from the 4.8 g/bhp-hr NO_x+NMHC Tier 2 standard level that takes effect in 2006. We are still evaluating the issues involved for these engines to achieve a more stringent NO_x standard, and believe that these issues are resolvable. We intend to continue evaluating the appropriate long-term NO_x standard for mobile machinery over 750 hp and expect to announce further plans regarding these issues, perhaps as early as 2007.

F. Emission Standards for Locomotive and Marine Diesel Engines

This final rule adopts limited requirements to limit sulfur levels in distillate fuels used in locomotive and many marine diesel engines, which will help reduce PM emissions from these engines. In an upcoming rulemaking, we will consider an additional tier of NO_x and PM standards for marine diesel engines less than 30 liters per cylinder and for locomotive engines. These standards would reflect the application of advanced emission-control technology, including the potential to use the high-efficiency catalytic emission-control devices like those described elsewhere in this preamble. In developing these new standards, we will consider the substantial overlap in engine technology between the locomotive and marine engines and the nonroad engines covered by this final rule. We will also take into account the unique features associated with locomotive and marine engines (and their respective markets) and the extent to which these differences may constrain the feasibility of applying advanced emission control technologies to those engines.

We are concurrently publishing an Advance Notice of Proposed Rulemaking that describes the emission-control program we are contemplating for these engines. After consideration of comments submitted on the Advance Notice, we will publish a Notice of Proposed Rulemaking. Our proposal will be subject to comment before its expected completion in the 2006 time frame.

The engine emission control program to be described in the Advance Notice will cover all locomotive engines subject to 40 CFR part 92 and all marine diesel engines with displacement below 30 liters per cylinder. Note that the rule will therefore cover marine diesel engines below 37 kW, which are currently regulated through Tier 3 with land-based nonroad engines in 40 CFR part 89. The rule will also address both recreational and commercial marine diesel engines with displacement below 30 liters per cylinder. Marine engines at or above 30 liters per cylinder typically use a different kind of fuel, residual fuel, and will be considered in a separate rulemaking to be finalized by April 27, 2007, pursuant to a regulatory provision adopted in our recent rule setting standards for those engines (68 FR 9783, February 28, 2003).

G. Retrofit Programs

In the proposal, we requested comment on setting voluntary new engine emission standards applicable to the retrofit of nonroad diesel engines. As described in section III.A, we are not adopting a retrofit credit program with today's action. We believe it is important to more fully consider the details of a retrofit credit program and work with interested parties in determining whether a viable program can be developed. EPA intends to explore the possibility of a voluntary nonroad retrofit credit program through future action.

H. Reassess the Marker Specified for Heating Oil

As discussed in sections IV and V, we are requiring that the chemical marker solvent yellow 124 (SY-124) be added to heating oil outside of the Northeast/Mid-Atlantic Area. We received comments from the American Society of Testing and Materials (ASTM), the Coordinating Research Council (CRC), the Department of Defense (DoD), and the Federal Aviation Administration (FAA) requesting that we delay finalizing the selection of a specific marker for use in this final rule due to concerns for jet fuel contamination. ASTM withdrew its request for a postponement in the regulation, given

that this final rule requires addition of the marker at the terminal, rather than the refinery gate as proposed. This eliminates most of the concern regarding jet fuel contamination. However, ASTM stated that some concern remains regarding jet fuel contamination downstream of the terminal. Nevertheless, ASTM related that these concerns need not delay finalization of the marker requirements in this rule, since a CRC program to evaluate these concerns is expected to be completed well before SY-124 must be added to heating oil. FAA is also undertaking an effort to identify fuel markers that would be compatible for use in jet fuel.

We also received comments from the heating oil industry and the Department of Defense, which expressed concerns regarding the potential health effects and maintenance impacts on heating oil equipment from the use of SY-124 in heating oil. As discussed in section V, we believe these concerns have been adequately addressed for us to specify the use of SY-124 in this final rule. The EU has required the use of SY-124 in heating oil since August 2002. The EU intends to re-evaluate the use of SY-124 after December 2005 or earlier if they learn of any health, safety, or environmental concerns from their in-use experience with SY-124.

We will keep abreast of the ASTM, CRC, FAA, IRS, and EU activities and commit to a review of our use of SY-124 under today's rule based on these findings. If alternative markers are identified that do not raise concerns regarding the potential contamination of jet fuel, we will initiate a rulemaking to evaluate the use of one of these markers in place of SY-124.

IX. Public Participation

Many interested parties provided their input on the proposed rulemaking during our public comment period. This comment period, along with the three public hearings that were held in New York, Chicago, and Los Angeles, provided ample opportunity for public participation. Throughout the

rulemaking process, EPA met with stakeholders including representatives from the fuel refining and distribution industry, engine and equipment manufacturing industries, emission control manufacturing industry, environmental organizations, states, agricultural interests, and others.

A detailed Response to Comments document was prepared for this rulemaking that describes the comments that we received on the proposal along with our response to each of these comments. The Response to Comments document is available in the air docket and e-docket for this rule, as well as on the Office of Transportation and Air Quality homepage. In addition, comments and responses for many key issues are included throughout this preamble.

X. Statutory and Executive Order Reviews

A. Executive Order 12866: Regulatory Planning and Review

Under Executive Order 12866 (58 FR 51735, October 4, 1993), the Agency must determine whether the regulatory action is "significant" and therefore subject to review by the Office of Management and Budget (OMB) and the requirements of this Executive Order. The Executive Order defines a "significant regulatory action" as any regulatory action that is likely to result in a rule that may—

- Have an annual effect on the economy of \$100 million or more or adversely affect in a material way the economy, a sector of the economy, productivity, competition, jobs, the environment, public health or safety, or State, Local, or Tribal governments or communities;
- Create a serious inconsistency or otherwise interfere with an action taken or planned by another agency;
- Materially alter the budgetary impact of entitlements, grants, user fees, or loan programs, or the rights and obligations of recipients thereof; or
- Raise novel legal or policy issues arising out of legal mandates, the

President's priorities, or the principles set forth in the Executive Order.

A final Regulatory Impact Analysis has been prepared and is available in the docket for this rulemaking and at the internet address listed under "How Can I Get Copies of This Document and Other Related Information?" above. This action was submitted to the Office of Management and Budget for review under Executive Order 12866. Estimated annual costs of this rulemaking are estimated to be \$2 billion per year, thus this proposed rule is considered economically significant. Written comments from OMB and responses from EPA to OMB comments are in the public docket for this rulemaking.

B. Paperwork Reduction Act

The information collection requirements in this rule have been submitted for approval to the Office of Management and Budget (OMB) under the Paperwork Reduction Act, 44 U.S.C. 3501 *et seq.* The information collection requirements are not enforceable until OMB approves them. The OMB control number for engine-related information collection is 2060-0460 (EPA ICR number 1897.07) and for fuel-related information collection is 2060-0308 (EPA ICR number 1718.07).

We will use the engine-related information to ensure that new nonroad diesel engines comply with emission standards through certification requirements and various subsequent compliance provisions. This information collection is mandatory under the provisions of 42 U.S.C. 7401-7671(q). We will use the fuel-related information to ensure that diesel fuel meets the sulfur limits and corresponding requirements related to marking and segregating the different types and grades of diesel fuel. This information collection is mandatory under the provisions of 42 U.S.C. 7545(c), (g) and (i), and 7625-1.

In addition, this notice announces OMB's approval of the information collection requirements for other programs, as summarized in Table X.B-1.

TABLE X.B-1—APPROVED INFORMATION COLLECTION REQUESTS FROM OTHER PROGRAMS

Program	Final rule cite	OMB control number	EPA ICR number	OMB approval
Nonroad spark-ignition engines over 19 kW	November 8, 2002 (67 FR 68242).	2060-0460	1897.04	January 31, 2003.
Recreational vehicles	November 8, 2002 (67 FR 68242).	2060-0460	1897.04	January 31, 2003.
Rebuilders of various types of engines	November 8, 2002 (67 FR 68242).	2060-0104	0783.46	June 11, 2003.
Highway motorcycles	January 15, 2004 (69 FR 2398).	2060-0104	0783.46	March 26, 2004.

The estimated annual public reporting and recordkeeping burden for collecting information from all these programs is shown in Table X.B–2. Burden means the total time, effort, or financial resources expended by persons to generate, maintain, retain, or disclose or provide information to or for a Federal

agency. This includes the time needed to review instructions; develop, acquire, install, and utilize technology and systems for the purposes of collecting, validating, and verifying information, processing and maintaining information, and disclosing and providing information; adjust the

existing ways to comply with any previously applicable instructions and requirements; train personnel to be able to respond to a collection of information; search data sources; complete and review the collection of information; and transmit or otherwise disclose the information.

TABLE X.B–2.—INFORMATION COLLECTION BURDENS

Engine type	Respondents	Hours per respondent	Hours for all respondents	Capital costs for all respondents	Operating and maintenance costs for all respondents	Total costs for all respondents
Nonroad diesel engine manufacturers	75	3,304	247,783	\$0	\$5,894,802	\$18,661,614
Diesel fuel suppliers	2,615	75	196,288	1,800,000	1,800,000	18,371,600
Nonroad spark-ignition engine manufacturers	12	1,832	21,986	174,419	2,507,790	3,617,683
Recreational vehicle manufacturers	39	684	26,669	1,627,907	2,137,115	4,869,253
Highway motorcycles	46	32	1,449	0	23,686	79,428
Importers	40	13	529	0	150,000	169,223
Rebuilders	200	6	1,200	0	0	38,800

An agency may not conduct or sponsor, and a person is not required to respond to a collection of information unless it displays a currently valid OMB control number. The OMB control numbers for EPA's regulations in 40 CFR are listed in 40 CFR part 9. When this ICR is approved by OMB, the Agency will publish a technical amendment to 40 CFR part 9 in the **Federal Register** to display the OMB control number for the approved information collection requirements contained in this final rule. EPA received various comments on the rulemaking provisions covered by the ICRs, but no comments on the paperwork burden or other information in the ICRs. All comments that were submitted to EPA are considered in the relevant Summary and Analysis of Comments, which can be found in the docket. A copy of any of the submitted ICR documents may be obtained from

Susan Auby, Collection Strategies Division, U.S. Environmental Protection Agency (2822–T), 1200 Pennsylvania Ave., NW., Washington, DC 20460 or by e-mail at auby.susan@epa.gov.

To comment on the Agency's need for this information, the accuracy of the provided burden estimates, and any suggested methods for minimizing respondent burden, including the use of automated collection techniques, EPA has a public docket for this rule, which includes this ICR, under Docket ID number OAR–2003–0012. Submit any comments related to the ICR for this rule to EPA and OMB. Address comments to OMB by e-mail to drostker@omb.eop.gov or fax to (202) 395–7285. Please do not send comments to OMB via U.S. Mail.

C. Regulatory Flexibility Act (RFA), as Amended by the Small Business Regulatory Enforcement Fairness Act of 1996 (SBREFA), 5 U.S.C. 601 et seq.

EPA has decided to prepare a Regulatory Flexibility Analysis (RFA) in connection with this final rule. For purposes of assessing the impacts of today's rule on small entities, a small entity is defined as: (1) A small business that is primarily engaged in the manufacturing of nonroad diesel engines and equipment that meets the definitions based on the Small Business Administration's (SBA) size standards (*see* table X.C.–1 below); (2) a small governmental jurisdiction that is a government of a city, county, town, school district, or special district with a population of less than 50,000; and (3) a small organization that is any not-for-profit enterprise which is independently owned and operated and is not dominant in its field.

TABLE X.C–1.—SMALL BUSINESS ADMINISTRATION SIZE STANDARDS FOR VARIOUS BUSINESS CATEGORIES

Industry	Defined as small entity by SBA if:	Major SIC ^a Codes
Engine manufacturers	Less than 1,000 employees	Major Group 35.
Equipment manufacturers:		
—Construction equipment	Less than 750 employees	Major Group 35.
—Industrial truck manufacturers (<i>i.e.</i> forklifts)	Less than 750 employees	Major Group 35.
—All other nonroad equipment manufacturers	Less than 500 employees	Major Group 35.
Fuel refiners	Less than 1500 employees ^b	2911.
Fuel distributors	<varies>	<varies>

Notes:

^aStandard Industrial Classification.

^bEPA has included in past fuels rulemakings a provision that, in order to qualify for the small refiner flexibilities, a refiner must also have a company-wide crude refining capacity of no greater than 155,000 barrels per calendar day. EPA has included this criterion in the small refiner definition for a nonroad diesel sulfur program as well.

Pursuant to 5 U.S.C. 603, EPA prepared an Initial Regulatory Flexibility Analysis (IRFA) for the proposed rule and convened a Small Business Advocacy Review Panel (SBAR Panel, or “the Panel”) to obtain advice and recommendations of representatives of the regulated small entities pursuant to 5 U.S.C. 609(b) (*see* 68 FR 28518–28521, May 23, 2003). A detailed discussion of the Panel’s advice and recommendations can be found in the Panel Report (Docket A–2001–28, Document No. II–A–172). *See also* section III.C above.

We have also prepared a Regulatory Flexibility Analysis for today’s rule. The Regulatory Flexibility Analysis addresses the issues raised in public comments on the IRFA, which was part of the proposal of this rule. The Regulatory Flexibility Analysis is available for review in the docket and is summarized below. The key elements of a regulatory flexibility analysis include—

- The need for, and objectives of, the rule;
- The significant issues raised by public comments, a summary of the Agency’s assessment of those issues, and a statement of any changes made to the proposed rule as a result of those comments;
- The types and number of small entities to which the rule will apply;
- The reporting, recordkeeping and other compliance requirements of the rule; and
- The steps taken to minimize the impact of the rule on small entities, consistent with the stated objectives of the applicable statute.

1. Need for and Objectives of the Rule

Controlling emissions from nonroad engines and equipment, in conjunction with controls on sulfur concentrations in diesel fuel, has very significant public health and welfare benefits, as explained in section I of this preamble. We are finalizing new engine standards and related provisions under sections 213(a)(3) and (4) of the Clean Air Act which, among other things, direct us to establish (and from time to time revise) emission standards for new nonroad diesel engines. Similarly, section 211(c)(1) authorizes EPA to regulate fuels if any emission product of the fuel causes or contributes to air pollution that may endanger public health or welfare, or that may impair the performance of emission control technology on engines and vehicles. We are finalizing new fuel standards today for both of these reasons.

2. Summary of Significant Public Comments on the IRFA

We received comments from engine and equipment manufacturers, fuel refiners, fuel distributors and marketers, and consumers during the public comment period following the proposal of this rulemaking. All of the following comments were taken into account in developing today’s final rule. Responses to these comments are located in subsection 5 below, along with the description of the provisions that we are finalizing to reduce the rule’s impact on small businesses. More detailed information in response to these comments can be found in sections III.C. (Engine and Equipment Small Business Provisions) and IV.B (Hardship Relief Provisions for Qualifying Refiners) of this preamble. Additional detail may also be found in the Final Regulatory Flexibility Analysis, located in the Regulatory Impact Analysis, as well as in the Summary and Analysis of Comments for this final rule.

a. Public Comments Received on Engine and Equipment Standards

One small engine manufacturer commented that the proposed provisions for small business engine manufacturers are appropriate and strongly supported their inclusion in the final rule. The manufacturer raised many concerns of why it believes that it is necessary to include provisions, such as: Larger/higher-volume manufacturers will have priority in supply of new technologies and will have more R&D time to complete development of these systems before they are available to smaller manufacturers; smaller manufacturers do not command the same amount of attention from potential suppliers of critical technologies for Tier 4 controls, and are thus concerned that they may not be able to attract a manufacturer to work with them on the development of compliant technologies. This small manufacturer believes that the additional three-year time period proposed for small engine manufacturers in the NPRM is necessary for the company, and is their estimate of the time that it will take for these technologies to be available to small engine manufacturers.

The Small Business Administration’s Office of Advocacy (“Advocacy”) raised the concern that the rule would impose significant burdens on a substantial number of small entities producing engines of 75 hp or less, with little corresponding environmental benefit. Advocacy therefore recommended that PM standards for engines in the 25–75

hp range not be based on performance of aftertreatment technologies. Advocacy believed that the proposed flexibilities will not suffice on their own to appropriately minimize the regulatory burdens on small entities; and Advocacy noted that during the SBREFA process some small equipment manufacturers stated that although EPA would allow some equipment to be sold which would not require new emissions controls, engine manufacturers would not produce or sell such equipment. Advocacy also commented that we have not shown that substantial numbers of small businesses have taken advantage of previous small business flexibilities, or that small businesses would be able to take advantage of the flexibilities under this rule. Lastly, Advocacy commented that although full compliance with the more stringent emissions controls requirements would be delayed for small manufacturers, small business manufacturers eventually will be required to produce equipment meeting the new requirements.

b. Public Comments Received on Fuel Standards

i. General Comments on Small Refiner Flexibility

One small refiner commented that it is not feasible at this time to evaluate the impact of the three fuels regulations on the refining industry (and small refiners), however it stated that we should continue to evaluate the impacts and act quickly to avoid shortages and price spikes and we should be prepared, if necessary, to act quickly in considering changes in the regulations to avoid these problems. We also received comment that some small refiners that produce locomotive and marine fuels fear that future sulfur reductions to these markets could be very damaging.

ii. Comments on the Small Refiner Definition

A small refiner commented that the proposed redefinition of a small refiner (to not grandfather as small refiners those that were small for highway diesel) would both negate the benefits afforded under the small refiner provisions in the Highway Diesel Sulfur rule and disqualify its status as a small refiner. The small refiner is, however, in support of the addition of the capacity limit in the small refiner definition which will correct the problem of the inadvertent loop-hole in the two previous fuel rules. Though the refiner is concerned that the wording of the proposed language may result in small

refiners such as itself, who grew by normal business practice, being disqualified as small refiners. The refiner suggested that we clarify the language and include provisions for continuance of small refiner flexibility for refiners who qualified under the Highway Diesel Sulfur rule (and have not been disqualified as the result of a merger or acquisition).

iii. Comments on the Baseline Approach

A coalition of small refiners provided comments on a few aspects of concern. The small refiners believe that the fuel segregation, and ensuing marking and dyeing, provisions are quite complex. One small refiner believes that mandating a minimum volume of NRLM production would conflict with the purpose of maintaining adequate on-highway volumes of 15 ppm sulfur fuel and unnecessarily restricts small refiners, and offered suggestions in their comments on how to improve the language. In addition, the small refiner believes that mandating a minimum volume of NRLM production would conflict with the purpose of maintaining adequate on-highway volumes of 15 ppm sulfur fuel and unnecessarily restricts small refiners, and offered suggestions in their comments on how to improve the language.

iv. Comments on Small Refiner "Option 4"

A coalition of small refiners commented that if the final rule is not issued before January 1, 2004, a provision should be made to accommodate those small refiners planning to take advantage of the proposed small refiner "Option 4" (the NRLM/Gasoline Compliance option). A small refiner echoed the concerns of the small refiner coalition, commenting that delayed finalization of the final rule would undermine the benefits of small refiner flexibility Option 4. The small refiner is concerned that a delay in issuing the rule, and subsequent delay in the opportunity to apply the interim gasoline flexibility, would negate its opportunity to take full advantage of the credits the refiner now has, as it would not be able to comply with the 300 ppm cap. The small refiner suggested that we allow small refiners to apply for temporary relief and operate under the Option 4 provision. Another small refiner commented that, in the NPRM, it was unclear if a small refiner could elect to use any or all of the first three of the small refiner provisions if it did not elect to use Option 4. Further, the refiner understood that if Option 4 was chosen, a small refiner could not use any of the first three options. The refiner

believes that it is important that a small refiner be able to use Options 1, 2, and 3 in combination with each other, and stated that we need to clarify the intent in the final rule. The small refiner also commented that the provisions in 40 CFR 80.553 and 80.554 are not clear and should be revised to clarify their intent. Specifically, the refiner questioned whether or not a small refiner who committed to producing ULSD by June 1, 2006 in exchange for an extension of its interim gasoline sulfur standards (under 40 CFR 80.553) could elect to exercise the options allowed under 40 CFR 80.554.

A small refiner raised the concern that the small refiner Option 4 only provides an adjustment to those small refiners whose small refiner gasoline sulfur standards were established through the hardship process of 40 CFR 80.240. The small refiner suggested that we finalize a compliance option that allows a 20 percent increase in small refiner gasoline sulfur standards be extended to all small refiners, not just those with standards established pursuant to 40 CFR 80.240(a), and offers suggested language in its comments.

v. Comments on Emission Impacts of the Small Refiner Provisions

A state environmental group commented that the provisions for small refiners raise substantial environmental concerns. The group is concerned that these provisions will allow small refiners the ability to produce gasoline with an unknown sulfur content for an unknown length of time; this fuel may then be sold at the refiner's retail outlet, and may become the primary fuel for some vehicles, which alters vehicle fleet emissions performance. This environmental group also commented that the absence of any process of notification regarding small business provisions to notify States of these provisions is troubling. The concern is that these deviations from fuel content that affects fuels consumed in states that use emissions inventories for air quality planning purposes, and can significantly alter inventories. The group suggested that in the future there should be greater communication from us regarding decisions that impact the quality of fuels consumed in a state, and thus impact the quality of that state's air.

Another state environmental group commented on the flexibility provisions for small refiners; the group is concerned that the exemption will not have a minor effect on the nation's fuel supply, as the state is an intermountain western state. The group comments that the impact of this exemption is

concentrated in these states, namely Washington and Oregon—states which are served primarily by refineries that will be allowed to delay compliance with the ULSD standards until 2014. Therefore, the group commented, residents of these areas are denied air quality benefits equivalent to those promised the rest of the country. Those seeking to purchase and use equipment in these areas will be subject to the ULSD standard regardless of fuel supply and availability in their area, would be faced with misfueling, deferring purchase of new equipment, or paying a premium for a "boutique" fuel.

vi. Comments on Inclusion of a Crude Capacity Limit for Small Refiners and Leadtime Afforded for Mergers and Acquisitions

A non-small refiner supported the inclusion of the 155,000 bpcd limit, but suggested that we limit the provision of affording a two-year leadtime to small refiners who lose their small status due to merger or acquisition to the case where a small refiner merges with another small refiner. Further, the refiner commented that it would be inappropriate to allow such small refiners to be able to generate credits for "early" production of lower sulfur diesels during this two-year leadtime. Lastly, the refiner commented that a small refiner which acquires a non-small refiner, and thus loses its small refiner status, should not be eligible for hardship provisions. Another commenter stated that if we were to finalize the 155,000 bpcd limit, we should not apply it in cases of a merger between two small refiners. The commenter further stated that a merger of two small companies in a hardship condition does not imply improved financial health in the same way that an acquisition would. Another non-small refiner commented that it supports the two-year lead time for refineries that lose their status as a small refiner; the refiner believes that any refiner with the financial wherewithal to acquire additional refineries to allow its crude capacity to exceed 155,000 bpcd should not be able to retain status as a small refiner.

vii. Necessity of Small Refiner Program

A non-small refiner provided comment on the NPRM stating the belief that the proposed provisions for small refiners are not practical. The refiner is concerned that having provisions for small refiners adds a level of complication, results in emissions losses, increases the potential for ULSD contamination, and create an unfair situation in the marketplace. Similarly,

another non-small refiner and a trade group representing many refiners and others in the fuels industry commented that they oppose the extension of compliance deadlines for small refiners, as this can result in inequitable situations that may affect the refining industry for some time and can put the distribution system at risk for contamination of lower sulfur fuels. They further stated that all refiners will face challenges in complying with the upcoming standards and would not significantly alter the business decisions that small refiners would make. They also stated that non-small refiners face similar issues with their older and/or smaller refineries, but will not have the benefit of being able to postpone making these decisions as small refiners will.

viii. Comments on Fuel Marker

We received comments from terminal operators stating that the proposed heating oil marker requirements would force small terminal operators to install expensive injection equipment and that they would not be able to recoup the costs.

3. Types and Number of Small Entities

The small entities directly regulated by this final rule are nonroad diesel engine and equipment manufacturers, nonroad diesel fuel refiners, and nonroad diesel fuel distributors and marketers. These categories are described in more detail below, and the definitions of small entities in those categories are listed in table X.C-1 above.

a. Nonroad Diesel Engine Manufacturers

Before beginning the SBREFA process, EPA conducted an industry profile for the nonroad diesel sector. We have not received any new information since that time and we continue to believe that this is a valid characterization of the industry. Using information from the industry profile, EPA identified a total of 61 engine manufacturers. The top 10 engine manufacturers comprise 80 percent of the total market, while the other 51 companies make up the remaining 20 percent.²⁵² Of the 61 manufacturers, four fit the SBA definition of a small entity. These four manufacturers were Anadolu Motors, Farymann Diesel GMBH, Lister-Petter Group, and V & L Tools (parent company of Wisconsin Motors LLC, formerly "Wis-Con Total Power"). These businesses comprised

eight percent of the total nonroad engine sales for the year 2000.

b. Nonroad Diesel Equipment Manufacturers

We also used the industry profile to determine the number of nonroad small business equipment manufacturers. EPA identified over 700 manufacturers with sales and/or employment data that could be included in the screening analysis. These businesses included manufacturers in the construction, agricultural, mining, and outdoor power equipment (mainly, lawn and garden equipment) sectors of the nonroad diesel market. The equipment produced by these manufacturers ranged from small walk-behind equipment (sub-25 hp engines) to large mining and construction equipment (using engines in excess of 750 hp). Of the manufacturers with available sales and employment data (approximately 500 manufacturers), nonroad small business equipment manufacturers represent 68 percent of total nonroad equipment manufacturers (and these manufacturers accounted for 11 percent of nonroad diesel equipment industry sales in 2000).

c. Nonroad Diesel Fuel Refiners

Our current assessment is that 26 refiners (collectively owning 33 refineries) meet SBA's definition of a small business for the refining industry. The 33 refineries appear to meet both the employee number and production volume criteria mentioned above. These small refiners currently produce approximately 6 percent of the total high-sulfur diesel fuel. It should be noted that because of the dynamics in the refining industry (e.g., mergers and acquisitions), the actual number of refiners that ultimately qualify for small refiner status under the nonroad diesel sulfur program could be different than this assessment.

d. Nonroad Diesel Fuel Distributors and Marketers

The industry that transports, distributes, and markets nonroad diesel fuel encompasses a wide range of businesses, including bulk terminals, bulk plants, fuel oil dealers, and diesel fuel trucking operations, and totals thousands of entities that have some role in this activity. Over 90 percent of these entities meet small entity criteria. Common carrier pipeline companies are also a part of the distribution system; 10 of them are small businesses.

4. Reporting, Recordkeeping and Other Compliance Requirements

This section describes the expected burden of the compliance requirements (for all manufacturers and refiners) for the standards being finalized in today's action.

a. Nonroad Diesel Engine and Equipment Manufacturers

For engine and equipment standards, we must have the assurance that engines and/or equipment produced by manufacturers meet the applicable standard, and will continue to meet this standard as the equipment passes through to the ultimate end user. We are continuing many of the reporting, recordkeeping, and compliance requirements prescribed for nonroad engines and equipment, as set out in 40 CFR part 89. These include, certification requirements and reporting of production, emissions information, use of transition provisions, etc. The types of professional skills required to prepare reports and records are also similar to the types of skills that were needed to meet the regulatory requirements set out in 40 CFR part 89. Key differences in the requirements of today's rule as related to 40 CFR part 89 are the additional testing and defect reporting. We are finalizing an increase in the number of data points (i.e., transient testing) that will be required for reporting emissions information. Also, as proposed, we are requiring additional defect reporting for Tier 4 and later engines. We are requiring that manufacturers report to us if they learn that a substantial number of their engines have emission-related defects. This is generally not a requirement to collect information; however if manufacturers learn that there are or might be a substantial number of emission-related defects, then they must send us information describing the defects.

b. Nonroad Diesel Fuel Refiners, Distributors, and Marketers

For any fuel control program, we must have the assurance that fuel produced by refiners meets the applicable standard, and that the fuel continues to meet this standard as it passes downstream through the distribution system to the ultimate end user. This is particularly important in the case of diesel fuel, where the aftertreatment technologies expected to be used to meet the engine standards are highly sensitive to sulfur. Many of the recordkeeping, reporting and compliance provisions of the today's action are fairly consistent with those in place today for other fuel programs,

²⁵² All sales information used for this analysis was 2000 data.

including the current 15 ppm highway diesel regulation. For example, recordkeeping involves the use of product transfer documents, which are already required under the 15 ppm highway diesel sulfur rule (40 CFR 80.560). Under today's final rule we are adding additional recordkeeping and reporting requirements for refiners, importers, and fuel distributors to implement the designate and track provisions. However, interactions with parties from all segments of the distribution system indicated that the records necessary were analogous to records already kept as a normal process of doing business. Consequently, the only significant additional burden would be associated with the reporting requirement.

General requirements for reporting for refiners and importers include: registration (only in the case where a refiner or importer is not registered under a previous fuel program), pre-compliance reports (on a refiner or importer's progress towards meeting the nonroad diesel fuel requirements as specified in this rule), quarterly designation reports, and annual reports. All parties from the refiner to the terminal will be required to report volumes of designated fuels received and distributed, as well as compliance with quarterly and annual limits. All parties in the distribution system are required to keep product transfer documents (PTDs), though refiners and importers are required to initially generate and provide information on commercial PTDs that identify the diesel fuel with meeting specific needs (*i.e.*, 15 ppm highway diesel, 500 ppm highway diesel, etc.). Also, refiners in Alaska and small refiner/credit fuel users must report end users of their fuel. These end users must also keep records of these fuel purchases. Lastly, small refiners are required to apply for small refiner status and small refiner baselines.

In general, we are requiring that all records be kept for at least five years. This recordkeeping requirement should impose little additional burden, as five years is the applicable statute of limitations for current fuel programs.

See section X.B, above, for a discussion of the estimated burden hours and costs of the recordkeeping and reporting that will be required by this final rule. Detailed information on the reporting and recordkeeping measures associated with this rulemaking are described in the Information Collection Requests (ICRs) for this rulemaking—1897.05 for nonroad diesel engines, and 1718.05 for fuel-related items.

5. Regulatory Alternatives To Minimize Impact on Small Entities

Below we discuss the Panel recommendations, EPA proposals, and final regulatory alternatives to minimize the rule's impact on small entities. More detailed information on the provisions for these entities can be found in sections III.C and IV.B of this preamble (for small business engine and equipment manufacturers and small entities throughout the fuel distribution system, respectively).

a. Panel Recommendations

During the SBREFA process, the Panel recommended transition flexibilities that we considered during the development of the NPRM. The Panel recommended provisions for both the one-step and two-step options. Since we are finalizing a two-step approach, only the recommendations for this approach are being discussed here. (A complete discussion of all of the Panel recommendations and our proposals for small entities is located in section X.C. of the NPRM.)

Following the SBREFA process, the Panel (or some Panel members), recommended the following transition flexibilities and hardship provisions to help mitigate the impacts of the rulemaking on small entities. We proposed and requested comment on these recommendations in the NPRM.

i. Panel Recommendations for Small Business Engine Manufacturers

For nonroad diesel small business engine manufacturers, we proposed the following provisions:

- A manufacturer must have certified in model year 2002 or earlier and would be limited to 2500 units per year to be eligible for all provisions set out below;
- For PM—
 - Small engine manufacturers could delay compliance with the standards for up to three years for engines under 25 hp, and those between 75 and 175 hp (as these engines only have one standard)
 - small engine manufacturers have the option to delay compliance for one year if interim standards are met for engines between 50 and 75 hp (for this power category we are treating the PM standard as a two phase standard with the stipulation that small manufacturers cannot use PM credits to meet the interim standard; also, if a small manufacturer elects the optional approach to the standard (elects to skip the interim standard), no further relief will be provided)

- for NO_x²⁵³
 - A three year delay in the program for engines in the 25–50 hp and the 75–175 hp categories, consistent with the one-phase approach recommendation above;
 - A small engine manufacturer could be afforded up to two years of hardship (in addition to the transition flexibilities) upon demonstrating to EPA a significant hardship situation;
 - Small engine manufacturers would be able to participate in an averaging, banking, and trading (ABT) program (which we proposed as part of the overall rulemaking program for all manufacturers);
 - Engines under 25 hp would not be subject to standards based on use of advanced aftertreatment; and,
 - No NO_x aftertreatment-based standards for engines 75 hp and under.

ii. Panel Recommendations for Small Business Equipment Manufacturers

We proposed the following provisions for nonroad diesel small business equipment manufacturers:

- Small business nonroad diesel equipment manufacturers must have reported equipment sales using certified engines in model year 2002 or earlier to be eligible for all provisions;
- Essential continuance of the transition flexibilities offered for the Tier 1 and Tier 2 nonroad diesel emission standards (40 CFR 89.102), which are available to all nonroad diesel equipment manufacturers
 - 'Percent-of-production allowance'—over seven model-year period manufacturers may install engines not certified to the new emission standards in an amount of equipment equivalent to 80 percent of one year's production, implemented by power category with the average determined over the period in which the flexibility is used (this proposal would afford additional flexibility over the comparable flexibility in Tier 2/3, however, because of the smaller number of horsepower categories in the Tier 4 rule)
 - 'Small volume allowance'—a manufacturer may exceed the 80 percent allowance in seven years as described above, provided that the previous Tier engine use does not exceed 700 total over seven years, and 200 in any given year, limited to one family per power category; alternatively, at the manufacturer's choice by horsepower category, a

²⁵³ There is no change in the NO_x standard for engines under 25 hp and those between 50 and 75 hp. For these two power bands EPA proposed no special provisions.

program that eliminates the “single family provision” restriction with revised total and annual sales limits as shown below:

≤175 hp: 525 previous Tier engines (over 7 years) with an annual cap of 150 units (separate for each hp category)

>175 hp: 350 previous Tier engines (over 7 years) with an annual cap of 100 units (separate for each hp category);

- Small business equipment manufacturers would be allowed to borrow from the Tier 3/Tier 4 flexibilities for use in the Tier 2/Tier 3 time frame; and,

- Small business equipment manufacturers could be afforded up to two years of hardship after other transition allowances are exhausted, similar to that offered small business engine manufacturers.

In addition, we proposed the Panel’s recommendation that the provisions for small equipment manufacturers be extended to all equipment manufacturers, regardless of size. We also sought comment on the total number of engines and annual cap values proposed and on implementing the small volume allowance provision without a limit on the number of engine families.

iii. Panel Recommendations for Small Refiners, Distributors, and Marketers

The following provisions were proposed for nonroad diesel small refiners:

- Small refiners would be required to use 500 ppm sulfur fuel beginning June 1, 2010 and 15 ppm fuel beginning June 1, 2014;

- Small refiners may choose one of the following transition provisions, which serve to encourage early compliance with the diesel fuel sulfur standards:

- Credits for Early Desulfurization: would allow small refiners to generate and sell credits for nonroad diesel fuel that meets the small refiner standards earlier than required in the regulation; or,

- Limited Relief on Small Refiner Interim Gasoline Sulfur Standards: a small refiner producing its entire nonroad diesel fuel pool at 15 ppm sulfur by June 1, 2006, and who chooses not to generate nonroad credits for early compliance, would receive a 20 percent relaxation in its assigned small refiner interim gasoline sulfur standards (with the maximum per-gallon sulfur cap for any small refiner remaining at 450 ppm); and,

- A small refiner would be afforded hardship similar to the provisions established under 40 CFR 80.270 and 80.560 (the gasoline sulfur and highway diesel fuel sulfur programs, respectively), case-by-case approval of hardship applications must be sought based on demonstration of extreme hardship circumstances.

We did not propose specific provisions for nonroad diesel fuel distributors and marketers in the NPRM. During the SBREFA process, distributors commented that they would support a one-step approach to eliminate the possibility of having multiple grades of fuel in the distribution system and the Panel recommended that we further study this issue during the development of the rule.

iv. Additional Panel Recommendations

Some, but not all, Panel members recommended that the following provisions be included in the NPRM; we requested comment on these items but did not propose them:

- The inclusion of a technological review of the standards in the 2008 time frame

- No PM aftertreatment-based standards for engines between 25 and 75 hp

b. Discussion of Items Being Finalized in Today’s Action

i. Provisions for Small Business Engine Manufacturers

For nonroad diesel small business engine manufacturers, we are finalizing many of the provisions set out above with some significant revisions, as described below. We are finalizing all of the hardship provisions that we proposed. We believe these provisions are an element of providing appropriate lead time for this class of engines.

For engines under 25 hp:

- PM—a manufacturer may elect to delay compliance with the standard for up to three years.

- NO_x—there is no change in the existing NO_x standard for engines in this category, so no special provisions are being provided.

For engines in the 25 to 50 hp category:

- PM—manufacturers must comply with the interim standards (the Tier 4 requirements that begin in model year 2008) on time, and may elect to delay compliance with the 2013 Tier 4 requirements (0.02 g/bhp-hr PM standard) for up to three years.

- NO_x—a manufacturer may elect to delay compliance with the standard for up to three years.

For engines in the 50 to 75 hp category:

- PM—A small business engine manufacturer may delay compliance with the 2013 Tier 4 requirement of 0.02 g/bhp-hr PM for up to three years provided that it complies with the interim Tier 4 requirements that begin in model year 2008 on time, without the use of credits (as manufacturers of engines in this category still have the option to comply with the Tier 3 standard). Alternatively, a manufacturer may elect to skip the interim standard completely. Manufacturers choosing this option will receive only one additional year for compliance with the 0.02 g/bhp-hr standard (*i.e.* compliance in 2013, rather than 2012).

- NO_x—there is no change in the NO_x standard for engines in this category, therefore no special provisions are being provided.

For engines in the 75 to 175 hp category:

- PM—a manufacturer may elect to delay compliance with the standard for up to three years.

- NO_x—a manufacturer may elect to delay compliance with the standard for up to three years.

In regard to the Office of Advocacy’s concern regarding the technical feasibility of PM and NO_x aftertreatment devices, as proposed in the NPRM, we are not adopting standards based on performance of NO_x aftertreatment technologies for engines under 75 hp. We believe the factual record—as documented in the RIA, the Summary and Analysis of Comments, and this preamble—does not support the claim that the PM standards will not be technically feasible in 2013 for the 25–75 hp engines. As set out at length in section 4.1.3 of the RIA, among other places, performance of PM traps is not dependent on engine size.

We disagree with the statement made by the Office of Advocacy that, based on available information, we do not have a sufficient basis for engines between 25 and 75 hp to be subject to PM standards based on use of advanced aftertreatment. As we have documented earlier and in the RIA, we believe that such standards are feasible for these engines at reasonable cost,²⁵⁴ and will help to improve very important air quality problems, especially by reducing exposure to diesel PM and by aiding in attainment of the PM 2.5 National

²⁵⁴ As the cost issues raised in SBA’s comments relate to all manufactures (not just small business manufacturers), further information on the costs of this technology as well as the benefits analysis, can be found in section VI of this preamble (and also chapters 6 and 9, respectively, of the Regulatory Impact Analysis).

Ambient Air Quality Standard. *See generally*, comment response 8.2.3 of the Summary and Analysis of Comments, and sections 12.6.2.2.9 and 12.6.2.2.10 of chapter 12 of the Draft RIA. These standards will also result in significant reductions of NMHC, which includes many carcinogenic air toxics. Indeed, given these facts, we are skeptical that an alternative of no aftertreatment-based PM standards for these engines would be appropriate under section 213(a)(4) of the Clean Air Act (*see* section VII.A above, where we found that “[w]e * * * do not see a basis in law or policy to adopt either of these options”). We believe that the transition and hardship provisions being finalized for small business engine manufacturers in today’s action are reasonable and are a factor in our ultimate finding that the PM standards for engines in the 25–75 hp range are appropriate.

ii. Provisions for Small Business Equipment Manufacturers

The transition and hardship provisions that were proposed for small business nonroad equipment manufacturers are being finalized today, with some modifications.

Adopting an alternative on which we solicited comment, the final rule allows all equipment manufacturers the opportunity to choose between two options: (a) Manufacturers would be allowed to exempt 700 pieces of equipment over seven years, with one engine family; or (b) manufacturers using the small-volume allowance could exempt 525 machines over seven years (with a maximum of 150 in any given year) for each of the three power categories below 175 horsepower, and 350 machines over seven years (with a maximum of 100 in any given year) for the two power categories above 175 horsepower. Concurrent with the revised caps, manufacturers could exempt engines from more than one engine family under the small-volume allowance program. Based on sales information for small businesses, we estimated that the alternative small-volume allowance program to include lower caps and allow manufacturers to exempt more than one engine family would keep the total number of engines eligible for the allowance at roughly the same overall level as the 700-unit program. We believe that these provisions will afford small manufacturers the type of transition leeway recommended by the Panel. Further, these transition provisions could allow small business equipment manufacturers to postpone any redesign needed on low sales volume or difficult

equipment packages, thus saving both money and strain on limited engineering staffs. Within limits, small business equipment manufacturers would be able to continue to use their current engine/equipment configuration and avoid out-of-cycle equipment redesign until the allowances are exhausted or the time limit passes.

We are not finalizing the requirement that small equipment manufacturers and importers have reported equipment sales using certified engines in model year 2002 or earlier. Please see section III.C.2.a.ii above for a detailed discussion on our decision to eliminate this requirement from today’s rule.

We are also finalizing three additional provisions today. Two of these provisions are being finalized for all equipment manufacturers, and therefore small business equipment manufacturers may also take advantage of them. These are the Technical Hardship Provision and the Early Tier 4 Engine Incentive Program, and are discussed in greater detail in sections III.B.2.b and e above. The third provision is being finalized for small business equipment manufacturers only, for the 20–50 hp category. This provision is discussed in greater detail in section III.C.2.b.ii above.

iii. Provisions for Small Refiners

As previously discussed, we are finalizing standards for locomotive and marine diesel fuel today. Below are the regulatory transition and hardship provisions that we are finalizing to minimize the degree of hardship imposed upon small refiners by this program. With these provisions we are confident about going forward with the 500 ppm sulfur standard for NRLM diesel fuel in 2007, and the 15 ppm sulfur standard for nonroad diesel fuel in 2010 and locomotive and marine diesel fuel in 2012, for the rest of the industry. Given the small refiner relief provisions that are being finalized today, small refiners will be the only refiners permitted to continue selling 500 ppm fuel to nonroad, locomotive, and marine markets from 2010 until 2014 without the use of credits.

We are finalizing delayed compliance for small refiners today (“NRLM Delay” option). We are confident with going forward with these sulfur standards given the regulatory transition provisions being offered for small refiners. These delayed standards would allow for the continued production of higher sulfur NRLM fuel until June 1, 2010, and similarly, for the production of 500 ppm NRLM fuel until June 1,

2014.²⁵⁵ This is identical to the relief proposed in the NPRM (which small refiners considered sufficient and supported) with the exception that it applies not only to nonroad fuel, but also to locomotive and marine fuel given the decision to finalize 15 ppm sulfur standards for locomotive and marine diesel fuel. Table X.C–2 below illustrates the delayed standards in relation to the general program. This delay option is not being finalized for the Northeast and mid-Atlantic areas due to the removal of the heating oil marker in these areas. However this is not expected to impact small refiners, and this will provide significant relief for small terminal operators. Further, this provision will be finalized in Alaska only if a refiner gets an approved compliance plan for segregating their fuel to the end user.

We also are finalizing transition provisions to encourage early compliance with the standards being finalized today. These provisions are:

- The NRLM credit option—Some small refiners have indicated that they might need to produce fuel meeting the NRLM diesel fuel sulfur standards earlier than required under the small refiner program described above (distribution systems might limit the number of grades of diesel fuel that will be carried, it may be economically advantageous to make compliant NRLM diesel fuel earlier to prevent losing market share, etc.) This option allows small refiners to participate in the NRLM diesel fuel sulfur credit banking and trading program discussed in section IV. Generating and selling credits could provide small refiners with funds to help defray the costs of early NRLM compliance.

- The NRLM/Gasoline Compliance Option—This option is available to small refiners that produce greater than 95 percent of their NRLM diesel fuel at the 15 ppm sulfur standard by June 1, 2006 and elect not to use the provision described above to earn NRLM diesel fuel sulfur credits for this early compliance.²⁵⁶ For small refiners

²⁵⁵ Since new engines with sulfur sensitive emission controls will begin to become widespread during this time, small refiner fuel will need to be segregated and only supplied for use in pre-2011 nonroad equipment or in locomotives or marine engines.

²⁵⁶ This is down from the 100 percent requirement proposed to allow for some contamination losses in the process of delivering fuel from the refinery. As discussed earlier in this section, production volumes in the final rule are based upon actual delivered volumes. The 5 percent allowance for greater than 15 ppm fuel should provide adequate flexibility for any refiner’s contamination issues, while not providing any

choosing this option the applicable small refiner annual average and per-gallon cap gasoline sulfur standards will be increased by 20 percent for the duration of the interim program; however, in no case may the per-gallon gasoline sulfur cap exceed 450 ppm.

A small refiner may choose to use the relaxed standards (the NRLM Delay option), the NRLM Credit option, or both in combination. Thus any fuel that it produces from crude at or below the sulfur standards earlier than required will qualify for generating credits. However, the NRLM/Gasoline Compliance option may not be used in combination with either the NRLM

Delay option or the NRLM Credit option, since a small refiner must produce at least 85 percent of its NRLM diesel fuel at the 15 ppm sulfur standard under the NRLM/Gasoline Compliance option.

Small refiners that choose to make use of the delayed nonroad diesel sulfur requirements would also delay to some extent the emission reductions that would otherwise have been achieved. However, the overall impact of these postponed emission reductions would be small in comparison to the overall program benefits, as small refiners represent only a fraction of national non-highway diesel production.

Further, we are aware of some small refiners that plan to take advantage of one of the flexibility provisions that encourages early compliance with the standards. Absent specific provisions for small refiners, we would have to consider delaying the overall program until the burden of the program on many small refiners was diminished, which would delay the air quality benefits of the overall program. By providing temporary relief to small refiners, we are able to adopt a program that expeditiously reduces NRLM diesel fuel sulfur levels in a feasible manner for the industry as a whole.

TABLE X.C-2.—SULFUR STANDARDS FOR THE NONROAD DIESEL FUEL SMALL REFINER PROGRAM
(in parts per million (ppm))^a

	2006	2007	2008	2009	2010	2011	2012	2013	2014	2015+
Non-Small—NR	500	500	500	15	15	15	15	15	15
Non-Small—LM	500	500	500	500	500	15	15	15	15
Small—all fuel	500	500	500	500	15	15

Notes: ^a New standards are assumed to take effect June 1 of the applicable year.

iv. Provisions for Small Distributors and Fuel Marketers

Though we did not propose any specific regulatory relief for small distributors and marketers of nonroad fuel, we are finalizing provisions to avoid the negative impact to small terminal operators raised in the public comments on our NPRM (that heating oil marker requirements would force small terminal operators to install expensive injection equipment and that they would not be able to recoup the costs). To mitigate the burden on these operators, terminals in much of PADD 1 will not have to add the fuel marker to home heating oil. No small refiner or credit fuel could be sold in this exclusion area. The exclusion area covers the vast majority of heating oil that will be marketed. Further, very little fuel above 500 ppm will be marketed outside of the exclusion area except directly from the refinery gate. Therefore, we expect that few terminals outside of the exclusion area would need to put in injection equipment.

6. Conclusion

A cost-to-sales ratio test, a ratio of the estimated annualized compliance costs to the value of sales per company, was performed for these entities during the proposal stage of the rulemaking.²⁵⁷ From this cost-to-sales test, we found that approximately four percent (13

companies) of small entities in the engine and equipment manufacturing industry would be affected by between one and three percent of sales (*i.e.*, the estimated costs of compliance with the rule would be greater than one percent, but less than three percent, of their sales). One percent (four companies) of small entities would be affected by greater than three percent. In all, 17 of the 518 potentially affected small engine and equipment manufacturers are estimated to have compliance costs that could exceed one percent of their sales. (A complete discussion of the costs to engine and equipment manufacturers as a result of this final rule is located in Chapter 6 of the Final Regulatory Impact Analysis.)

Based on our outreach, fact-finding, and analysis of the potential impacts of our regulations on small businesses, it was determined that small refiners in general would likely experience a significant and disproportionate financial hardship in reaching the objectives of the nonroad diesel fuel sulfur program. One indication of this disproportionate hardship for small refiners is the relatively high cost per gallon projected for producing nonroad diesel fuel under the proposed program. Refinery modeling (of all refineries), indicates significantly higher refining costs for small refiners. Specifically, without special provisions, refining

costs (for full compliance with the 15 ppm sulfur standards) for small refiners on average would be about 7 cents per gallon compared to about 5.7 cents per gallon for non-small refiners. (A complete discussion of the fuel-related costs as a result of this final rule is located in Chapter 7 of the Final Regulatory Impact Analysis.) However, we believe that the regulatory transition provisions that we are affording to small entities will significantly minimize this impact on these entities.

In addition, as contemplated by section 212 of SBREFA, EPA is also preparing a compliance guide to help small entities comply with this rule. This guide will be available within 60 days of the effective publication date of this rulemaking, and will be available on the Office of Transportation and Air Quality Web site. Small entities may also contact our office to obtain copies of the compliance guide.

D. Unfunded Mandates Reform Act

Title II of the Unfunded Mandates Reform Act of 1995 (UMRA), Public Law. 104–4, establishes requirements for federal agencies to assess the effects of their regulatory actions on state, local, and tribal governments and the private sector. Under section 202 of the UMRA, EPA generally must prepare a written statement, including a cost-benefit analysis, for proposed and final

opportunity to significantly alter their compliance plans.

²⁵⁷ The cost-to-sales ratio test assumes that control costs are completely absorbed by each entity and does not account for or consider interaction

between manufacturers/producers and consumers in a market context.

rules with “federal mandates” that may result in expenditures to state, local, and tribal governments, in the aggregate, or to the private sector, of \$100 million or more in any one year. Before promulgating an EPA rule for which a written statement is needed, section 205 of the UMRA generally requires EPA to identify and consider a reasonable number of regulatory alternatives and adopt the least costly, most cost-effective, or least burdensome alternative that achieves the objectives of the rule. The provisions of section 205 do not apply when they are inconsistent with applicable law. Moreover, section 205 allows EPA to adopt an alternative other than the least costly, most cost-effective, or least burdensome alternative if the Administrator publishes with the final rule an explanation of why that alternative was not adopted.

Before EPA establishes any regulatory requirements that may significantly or uniquely affect small governments, including tribal governments, it must have developed under section 203 of the UMRA a small government agency plan. The plan must provide for notifying potentially affected small governments, enabling officials of affected small governments to have meaningful and timely input in the development of EPA regulatory proposals with significant federal intergovernmental mandates, and informing, educating, and advising small governments on compliance with the regulatory requirements.

This rule contains no federal mandates for state, local, or tribal governments as defined by the provisions of Title II of the UMRA. The rule imposes no enforceable duties on any of these governmental entities. Nothing in the rule would significantly or uniquely affect small governments.

EPA has determined that this rule contains federal mandates that may result in expenditures of more than \$100 million to the private sector in any single year. EPA believes that the final rule represents the least costly, most cost-effective approach to achieve the air quality goals of the rule. The costs and benefits associated with the final rule are discussed above and in the Regulatory Impact Analysis, as required by the UMRA.

E. Executive Order 13132: Federalism

Executive Order 13132, entitled “Federalism” (64 FR 43255, August 10, 1999), requires EPA to develop an accountable process to ensure “meaningful and timely input by State and local officials in the development of regulatory policies that have federalism implications.” “Policies that have

federalism implications” is defined in the Executive Order to include regulations that have “substantial direct effects on the States, on the relationship between the national government and the States, or on the distribution of power and responsibilities among the various levels of government.”

Under section 6 of Executive Order 13132, EPA may not issue a regulation that has federalism implications, that imposes substantial direct compliance costs, and that is not required by statute, unless the Federal government provides the funds necessary to pay the direct compliance costs incurred by State and local governments, or EPA consults with State and local officials early in the process of developing the proposed regulation. EPA also may not issue a regulation that has federalism implications and that preempts State law, unless the Agency consults with State and local officials early in the process of developing the proposed regulation.

Section 4 of the Executive Order contains additional requirements for rules that preempt State or local law, even if those rules do not have federalism implications (*i.e.*, the rules will not have substantial direct effects on the States, on the relationship between the national government and the states, or on the distribution of power and responsibilities among the various levels of government). Those requirements include providing all affected State and local officials notice and an opportunity for appropriate participation in the development of the regulation. If the preemption is not based on express or implied statutory authority, EPA also must consult, to the extent practicable, with appropriate State and local officials regarding the conflict between State law and Federally protected interests within the agency’s area of regulatory responsibility.

This final rule does not have federalism implications. It will not have substantial direct effects on the States, on the relationship between the national government and the States, or on the distribution of power and responsibilities among the various levels of government, as specified in Executive Order 13132.

Although section 6 of Executive Order 13132 does not apply to this rule, EPA did consult with representatives of various State and local governments in developing this rule. EPA has also consulted representatives from STAPPA/ALAPCO, which represents state and local air pollution officials.

In the spirit of Executive Order 13132, and consistent with EPA policy to

promote communications between EPA and State and local governments, EPA specifically solicited comment on the proposed rule from State and local officials, including from the State of Alaska.

F. Executive Order 13175: Consultation and Coordination With Indian Tribal Governments

Executive Order 13175, entitled “Consultation and Coordination with Indian Tribal Governments” (65 FR 67249, November 6, 2000), requires EPA to develop an accountable process to ensure “meaningful and timely input by tribal officials in the development of regulatory policies that have tribal implications.”

This final rule does not have tribal implications as specified in Executive Order 13175. This rule will be implemented at the Federal level and impose compliance costs only on engine manufacturers and diesel fuel producers and distributors. Tribal governments will be affected only to the extent they purchase and use equipment with regulated engines. Thus, Executive Order 13175 does not apply to this rule.

G. Executive Order 13045: Protection of Children From Environmental Health and Safety Risks

Executive Order 13045, “Protection of Children from Environmental Health Risks and Safety Risks” (62 FR 19885, April 23, 1997) applies to any rule that (1) is determined to be “economically significant” as defined under Executive Order 12866, and (2) concerns an environmental health or safety risk that EPA has reason to believe may have a disproportionate effect on children. If the regulatory action meets both criteria, Section 5–501 of the Order directs the Agency to evaluate the environmental health or safety effects of the planned rule on children, and explain why the planned regulation is preferable to other potentially effective and reasonably feasible alternatives considered by the Agency.

This rule is not subject to the Executive Order because it does not involve decisions on environmental health or safety risks that may disproportionately affect children. The EPA believes that the emissions reductions from the strategies proposed in this rulemaking will further improve air quality and will further improve children’s health.

H. Executive Order 13211: Actions That Significantly Affect Energy Supply, Distribution, or Use

Executive Order 13211, “Actions Concerning Regulations That

Significantly Affect Energy Supply, Distribution, or Use” (66 FR 28355 (May 22, 2001)), requires EPA to prepare and submit a Statement of Energy Effects to the Administrator of the Office of Information and Regulatory Affairs, Office of Management and Budget, for certain actions identified as “significant energy actions.” Section 4(b) of Executive Order 13211 defines “significant energy actions” as “any action by an agency (normally published in the **Federal Register**) that promulgates or is expected to lead to the promulgation of a final rule or regulation, including notices of inquiry, advance notices of proposed rulemaking, and notices of proposed rulemaking: (1)(i) That is a significant regulatory action under Executive Order 12866 or any successor order, and (ii) is likely to have a significant adverse effect on the supply, distribution, or use of energy; or (2) that is designated by the Administrator of the Office of Information and Regulatory Affairs as a significant energy action.” We have prepared a Statement of Energy Effects for this action as follows:

We have prepared a Statement of Energy Effects for this action as follows.

This rule’s potential adverse effects on energy supply, distribution, or use have been analyzed, and are discussed in detail within the following documents:

1. Fuel provisions of the rule and flexibilities, including hardship provisions, are described in this Preamble, section IV.B. The provision of sufficient lead time for refiners is discussed in section IV.F.

2. Potential impacts on fuel supplies are summarized in Preamble section VI.A.5, RIA section VI.A.5, and within the Summary and Analysis of Comments document, section 4.6.3.

3. Costs of low-sulfur fuel are discussed in Preamble section VI.F, and RIA Chapter 7 (demand and production in 7.1, and refining costs in 7.2).

4. Price impacts are summarized in Preamble section VI.A, and RIA section 7.6, with distribution costs in section 7.4, alternative estimates of costs in 7.2, and effects of alternative demand projections in 7.2 as well. Uncertainty in fuel demand is also discussed in the Summary and Analysis of Comments section 2.3.2.2.

5. The need for adequate short-term investment in low sulfur refining capacity is addressed in RIA section 5.9.

6. The impacts of regulatory alternatives that were considered are discussed in Preamble section VII.

In summary, the cost of No. 2 distillate nonroad fuel is projected to increase overall by approximately 7

cents per gallon (in 2002 dollar terms) as a result of this rule. This would have a very small effect on production (projected reduction of approximately 0.02 %, or less than 4 million gallons per year by 2036).

The analysis also concludes that we do not expect this rule to have any adverse effect on the supply or distribution of NRLM fuel, nor to result in a significant increase in imports of NRLM fuel. Refiners will be unlikely to leave the NRLM fuel market and are unlikely to shut down due to this rule.

Price impacts will vary regionally in the U.S., and are difficult to project precisely. Analysis of various scenarios in RIA section 7.6 suggests that in PADDs 1 and 3 as well as 2, which account for the bulk of demand, prices could increase by almost 11 cents per gallon in the unlikely “maximum total cost” scenario of constrained capacity. In contrast, the “average total cost” scenario predicts a 5 cent per gallon increase in PADDs 1 and 3.

We do not believe there are any reasonable alternatives to the control of sulfur in nonroad fuel which would allow the reduction in NO_x and PM emissions from nonroad equipment required by today’s rule. There are also no reasonable alternatives to the control of sulfur in locomotive and marine fuel which would provide the associated reductions in sulfur dioxide and sulfate PM emissions provided by the 500 and 15 ppm caps on the sulfur content of this fuel.

I. National Technology Transfer Advancement Act

Section 12(d) of the National Technology Transfer and Advancement Act of 1995 (“NTTAA”), Public Law 104–113, section 12(d) (15 U.S.C. 272 note) directs EPA to use voluntary consensus standards in its regulatory activities unless doing so would be inconsistent with applicable law or otherwise impractical. Voluntary consensus standards are technical standards (e.g., materials specifications, test methods, sampling procedures, and business practices) that are developed or adopted by voluntary consensus standards bodies. The NTTAA directs EPA to provide Congress, through OMB, explanations when the Agency decides not to use available and applicable voluntary consensus standards.

This rule involves technical standards. The following paragraph describes how we specify testing procedures for engines subject to this proposal.

The International Organization for Standardization (ISO) has a voluntary consensus standard that can be used to

test nonroad diesel engines. However, the current version of that standard (ISO 8178) is applicable only for steady-state testing, not for transient testing. As described in the Regulatory Impact Analysis, transient testing is an important part of the new emission-control program for these engines. We are therefore not adopting the ISO procedures in this rulemaking.

J. Congressional Review Act

The Congressional Review Act, 5 U.S.C. 801 *et seq.*, as added by the Small Business Regulatory Enforcement Fairness Act of 1996, generally provides that before a rule may take effect, the agency promulgating the rule must submit a rule report, which includes a copy of the rule, to each House of the Congress and to the Comptroller General of the United States. EPA will submit a report containing this rule and other required information to the U.S. Senate, the U.S. House of Representatives, and the Comptroller General of the United States before the rule is published in the **Federal Register**. This rule is a “major rule” as defined by 5 U.S.C. 804(2).

XI. Statutory Provisions and Legal Authority

Statutory authority for the engine controls adopted today can be found in sections 213 (which specifically authorizes controls on emissions from nonroad engines and vehicles), 203–209, 216 and 301 of the Clean Air Act, 42 U.S.C. 7547, 7522, 7523, 7424, 7525, 7541, 7542, 7543, 7550 and 7601.

Statutory authority for the new fuel controls is found in sections 211(c) and 211(i) of the Clean Air Act, which allow EPA to regulate fuels that either contribute to air pollution which endangers public health or welfare or which impair emission control equipment which is in general use or has been in general use. 42 U.S.C. 7545(c) and (i). Additional support for the procedural and enforcement-related aspects of the fuel controls in the final rule, including the record keeping requirements, comes from sections 114(a) and 301(a) of the CAA. 42 U.S.C. 7414(a) and 7601(a).

List of Subjects

40 CFR Part 9

Reporting and recordkeeping requirements.

40 CFR Part 69

Environmental protection, Air pollution controls.

40 CFR Part 80

Fuel additives, Gasoline, Imports, Incorporation by reference, Labeling,

Motor vehicle pollution, Penalties, Reporting and recordkeeping requirements.

40 CFR Part 86

Environmental protection, Labeling, Motor vehicle pollution, Reporting and recordkeeping requirements.

40 CFR Part 89

Environmental protection, Administrative practice and procedure, Confidential business information, Imports, Labeling, Motor vehicle pollution, Reporting and recordkeeping requirements, Research, Vessels, Warranties.

40 CFR Part 94

Environmental protection, Administrative practice and procedure, Air pollution control, Confidential business information, Imports, Incorporation by reference, Penalties, Reporting and recordkeeping requirements, Vessels, Warranties.

40 CFR Parts 1039, 1048, and 1051

Environmental protection, Administrative practice and procedure, Air pollution control, Confidential business information, Imports, Incorporation by reference, Labeling, Penalties, Reporting and recordkeeping requirements, Warranties.

40 CFR Part 1065

Environmental protection, Administrative practice and procedure, Incorporation by reference, Reporting and recordkeeping requirements, Research.

40 CFR Part 1068

Environmental protection, Administrative practice and procedure, Confidential business information, Imports, Motor vehicle pollution, Penalties, Reporting and recordkeeping requirements, Warranties.

Dated: May 11, 2004.

Michael O. Leavitt,
Administrator.

■ For the reasons set out in the preamble, title 40, chapter I, of the Code of Federal Regulations is amended as set forth below.

PART 9—OMB APPROVALS UNDER THE PAPERWORK REDUCTION ACT

■ 1. The authority citation for part 9 continues to read as follows:

Authority: 7 U.S.C. 135 *et seq.*, 136–136y; 15 U.S.C. 2001, 2003, 2005, 2006, 2601–2671; 21 U.S.C. 331j, 346a, 348; 31 U.S.C. 9701; 33 U.S.C. 1251 *et seq.*, 1311, 1313d, 1314, 1318, 1321, 1326, 1330, 1342, 1344, 1345(d) and (e), 1361; E.O. 11735, 38 FR 21243, 3 CFR, 1971–

1975 Comp. p. 973; 42 U.S.C. 241, 242b, 243, 246, 300f, 300g, 300g–1, 300g–2, 300g–3, 300g–4, 300g–5, 300g–6, 300j–1, 300j–2, 300j–3, 300j–4, 300j–9, 1857 *et seq.*, 6901–6992k, 7401–7671q, 7542, 9601–9657, 11023, 11048.

§ 9.1 [Amended]

■ 2. Section 9.1 is amended in the table by adding the center headings and the entries under those center headings in numerical order to read as follows:

* * * * *

Control of Emissions From New, Large Nonroad Spark-Ignition Engines

1048.20	2040–0460
1048.201–250	2040–0460
1048.345	2040–0460
1048.350	2040–0460
1048.420	2040–0460
1048.425	2040–0460

* * * * *

Control of Emissions from Recreational Engines and Vehicles

1051.201–255	2060–0104
1051.345	2060–0104
1051.350	2060–0104
1051.725	2060–0104
1051.730	2060–0104

* * * * *

General Compliance Provisions for Nonroad Programs

1068.5	2040–0460
1068.25	2040–0460
1068.27	2040–0460
1068.120	2040–0460
1068.201–260	2040–0460
1068.301–355	2040–0460
1068.450	2040–0460
1068.455	2040–0460
1068.501	2040–0460
1068.525	2040–0460
1068.530	2040–0460

* * * * *

PART 69—SPECIAL EXEMPTIONS FROM THE REQUIREMENTS OF THE CLEAN AIR ACT

■ 3. The authority citation for part 69 continues to read as follows:

Authority: 42 U.S.C. 7545(c), (g), and (i), and 7625–1.

■ 4. Section 69.51 is revised to read as follows:

§ 69.51 Motor vehicle diesel fuel.

(a) Diesel fuel that is designated for use only in Alaska and is used only in Alaska, is exempt from the sulfur standard of 40 CFR 80.29(a)(1) and the dye provisions of 40 CFR 80.29(a)(3) and 40 CFR 80.29(b) until the implementation dates of 40 CFR 80.500, provided that:

(1) The fuel is segregated from nonexempt diesel fuel from the point of such designation; and

(2) On each occasion that any person transfers custody or title to the fuel, except when it is dispensed at a retail outlet or wholesale purchaser-consumer facility, the transferor must provide to the transferee a product transfer document stating:

This diesel fuel is for use only in Alaska. It is exempt from the federal low sulfur standards applicable to highway diesel fuel and red dye requirements applicable to non-highway diesel fuel only if it is used in Alaska.

(b) Beginning on the implementation dates under 40 CFR 80.500, motor vehicle diesel fuel that is designated for use in Alaska or is used in Alaska, is subject to the applicable provisions of 40 CFR part 80, subpart I, except as provided under 40 CFR 69.52(c), (d), and (e) for commingled motor vehicle and non-motor vehicle diesel fuel.

(c) The Governor of Alaska may submit for EPA approval, by April 1, 2002, a plan for implementing the motor vehicle diesel fuel sulfur standard in Alaska as an alternative to the temporary compliance option provided under 40 CFR 80.530 through 80.532. If EPA approves an alternative plan, the provisions as approved by EPA under that plan shall apply to the diesel fuel subject to paragraph (b) of this section.

■ 5. A new § 69.52 is added to read as follows:

§ 69.52 Non-motor vehicle diesel fuel.

(a) *Definitions.* (1) *Areas accessible by the Federal Aid Highway System* are the geographical areas of Alaska designated by the State of Alaska as being accessible by the Federal Aid Highway System.

(2) *Areas not accessible by the Federal Aid Highway System* are all other geographical areas of Alaska.

(3) *Nonroad, locomotive, or marine diesel fuel (NRLM)* has the meaning given in 40 CFR 80.2.

(b) *Applicability.* NRLM diesel fuel and heating oil that are used or intended for use in areas of Alaska accessible by the Federal Aid Highway System are subject to the provisions of 40 CFR part 80, subpart I, except as provided in paragraphs (c), (d) and (e) of this section.

(c) *Dye and marker.* (1) NRLM diesel fuel and heating oil referred to in paragraph (b) of this section are exempt from the red dye requirements, and the presumptions associated with the red dye requirements, under 40 CFR 80.520(b)(2) and 80.510(d)(5), (e)(5), and (f)(5).

(2) NRLM diesel fuel and heating oil referred to in paragraph (b) of this section are exempt from the marker solvent yellow 124 requirements, and

the presumptions associated with the marker solvent yellow 124 requirements, under 40 CFR 80.510(d) through (f).

(3) Exempt NRLM diesel fuel and heating oil must be segregated from all non-exempt NRLM diesel fuel and heating oil.

(4) Exempt heating oil must be segregated from exempt NRLM diesel fuel unless it also meets the standards of 40 CFR 80.510 applicable to the NRLM diesel fuel.

(5) Exempt NRLM diesel fuel and heating oil must be segregated from motor vehicle diesel fuel, unless it also meets the standards of 40 CFR 80.520 applicable to the motor vehicle diesel fuel.

(d) *Product transfer documents.* Product Transfer Documents for exempt NRLM diesel fuel and heating oil shall include the language specified in 40 CFR 80.590(a) applicable to undyed diesel fuel for the appropriate sulfur level, and the following additional language as applicable:

(1) For exempt NRLM diesel fuel and heating oil, including commingled fuel under paragraph (c)(4) or (c)(5) of this section: "Exempt from red dye requirement applicable to diesel fuel for non-highway purposes if it is used only in Alaska."

(2) For exempt heating oil, including commingled fuel under paragraph (c)(4) or (c)(5) of this section: "Exempt from marker solvent yellow 124 requirement applicable to heating oil if it is used only in Alaska."

(3) For exempt 500 ppm sulfur LM diesel fuel, including commingled fuel under paragraph (c)(4) or (c)(5) of this section: "Exempt from marker solvent yellow 124 requirement applicable to 500 ppm sulfur LM diesel fuel if it is used only in Alaska."

(e) *Pump labels.* (1) Pump labels for exempt NRLM diesel fuel and heating oil shall contain the language specified in 40 CFR 80.570 through 80.574 for the applicable fuel type and time frame, unless the fuel is commingled under paragraph (c)(4) or (c)(5) of this section.

(2) Pump labels for exempt NRLM diesel fuel and heating oil that are commingled shall contain the language specified in 40 CFR 80.570 through 80.574 for NRLM diesel fuel and the applicable time frame.

(3) Pump labels for exempt NRLM diesel fuel and heating oil that are commingled with motor vehicle diesel fuel shall contain the following language for the applicable sulfur level and time frame:

(i) *500 ppm sulfur diesel fuel.* From June 1, 2006 through September 30, 2010.

LOW SULFUR DIESEL FUEL (500 ppm Sulfur Maximum)

WARNING

Federal Law prohibits use in model year 2007 and later highway diesel vehicles and engines

Its use may damage these vehicles and engines.

For use in all other diesel vehicles and engines.

(ii) *15 ppm sulfur diesel fuel.* From June 1, 2006 through May 31, 2010.

ULTRA-LOW SULFUR DIESEL FUEL (15 ppm Sulfur Maximum)

Required for model year 2007 and later highway diesel vehicles and engines.

Recommended for use in all diesel vehicles and engines.

(iii) *15 ppm sulfur diesel fuel.* From June 1, 2010, and beyond,

ULTRA-LOW SULFUR DIESEL FUEL (15 ppm Sulfur Maximum)

Required for use in all highway and nonroad diesel engines

Recommended for use in all diesel vehicles and engines.

(f) Non-motor vehicle diesel fuel and heating oil that is used or intended for use only in areas of Alaska not accessible by the Federal Aid Highway System, are excluded from the applicable provisions of 40 CFR part 80, subpart I, except that—

(1) All model year 2011 and later nonroad diesel engines and equipment must be fueled only with diesel fuel that meets the specifications of 40 CFR 80.510(b) or (c);

(2) The following language shall be added to any product transfer document: "This fuel is for use only in those areas of Alaska not accessible by the FAHS"; and

(3) Pump labels for such fuel that does not meet the specifications of 40 CFR 80.510(b) or (c) shall contain the following language:

HIGH SULFUR DIESEL FUEL (may be greater than 15 Sulfur ppm)

WARNING

Federal Law *prohibits* use in model year 2007 and later highway diesel vehicles and engines, or in model year 2011 and later nonroad diesel engines and equipment.

Its use may damage these vehicles and engines.

(g) Alternative labels to those specified in paragraphs (e)(3) and (f)(3) of this section may be used as approved by the Administrator.

PART 80—REGULATION OF FUELS AND FUEL ADDITIVES

■ 6. The authority citation for part 80 continues to read as follows:

Authority: 42 U.S.C. 7414, 7545, and 7601(a).

■ 7. Section 80.2 is amended by adding paragraph (f) and revising paragraphs (j), (o), (x), (y), and (xx), removing and reserving paragraph (nn), adding and reserving paragraphs (yy), and (zz), and adding and reserving paragraphs (aaa) through (rrr) to read as follows:

§ 80.2 Definitions.

* * * * *

(f) *Previously designated diesel fuel* or *PDD* means diesel fuel that has been previously designated and included by a refiner or importer in a batch for purposes of complying with the standards and requirements of subpart I of this part.

* * * * *

(j) *Retail outlet* means any establishment at which gasoline, diesel fuel, methanol, natural gas or liquified petroleum gas is sold or offered for sale for use in motor vehicles or nonroad engines, including locomotive engines or marine engines.

* * * * *

(o) *Wholesale purchaser-consumer* means any person that is an ultimate consumer of gasoline, diesel fuel, methanol, natural gas, or liquified petroleum gas and which purchases or obtains gasoline, diesel fuel, natural gas or liquified petroleum gas from a supplier for use in motor vehicles or nonroad engines, including locomotive engines or marine engines and, in the case of gasoline, diesel fuel, methanol or liquified petroleum gas, receives delivery of that product into a storage tank of at least 550-gallon capacity substantially under the control of that person.

* * * * *

(x) *Diesel fuel* means any fuel sold in any State or Territory of the United States and suitable for use in diesel engines, and that is—

(1) A distillate fuel commonly or commercially known or sold as No. 1 diesel fuel or No. 2 diesel fuel;

(2) A non-distillate fuel other than residual fuel with comparable physical and chemical properties (e.g., biodiesel fuel); or

(3) A mixture of fuels meeting the criteria of paragraphs (1) and (2) of this definition.

(y) *Motor vehicle diesel fuel* means any diesel fuel or other distillate fuel that is used, intended for use, or made available for use in motor vehicles or motor vehicle engines.

* * * * *

(xx) *Diesel fuel additive* means any substance not composed solely of carbon and/or hydrogen, or of diesel blendstocks, that is added to, intended to be added to, used in, or offered for

use in motor vehicle diesel fuel or NRLM diesel fuel or in diesel motor vehicle or diesel NRLM engine fuel systems subsequent to the production of diesel fuel by processing crude oil from refinery processing units.

(yy)–(zz) [Reserved]

(aaa) *Distillate fuel* means diesel fuel and other petroleum fuels that can be used in engines that are designed for diesel fuel. For example, jet fuel, heating oil, kerosene, No. 4 fuel, DMX, DMA, DMB, and DMC are distillate fuels; and natural gas, LPG, gasoline, and residual fuel are not distillate fuels. Blends containing residual fuel may be distillate fuels.

(bbb) *Residual fuel* means a petroleum fuel that can only be used in diesel engines if it is preheated before injection. For example, No. 5 fuels, No. 6 fuels, and RM grade marine fuels are residual fuels. Note: Residual fuels do not necessarily require heating for storage or pumping.

(ccc) *Heating oil* means any No. 1 or No. 2 distillate fuel that is sold for use in furnaces, boilers, stationary diesel engines, and similar applications and which is commonly or commercially known or sold as heating oil, fuel oil, and similar trade names, and that is not jet fuel, kerosene, or MVNRLM diesel fuel.

(ddd) *Jet fuel* means any distillate fuel used, intended for use, or made available for use in aircraft.

(eee) *Kerosene* means any No. 1 distillate fuel commonly or commercially sold as kerosene.

(fff) *#1D* means the distillate fuel classification relating to “No. 1–D” diesel fuels as described in ASTM D 975–04. The Director of the Federal Register approved the incorporation by reference of ASTM D 975–04, Standard Specification for Diesel Fuel Oils, as prescribed in 5 U.S.C. 552(a) and 1 CFR part 51. Anyone may purchase copies of this standard from the American Society for Testing and Materials, 100 Barr Harbor Dr., West Conshohocken, PA 19428. Anyone may inspect copies at the U.S. EPA, Air and Radiation Docket and Information Center, 1301 Constitution Ave., NW., Room B102, EPA West Building, Washington, DC 20460 or at the National Archives and Records Administration (NARA). For information on the availability of this material at NARA, call 202–741–6030, or go to: http://www.archives.gov/federal_register/code_of_federal_regulations/ibr_locations.html.

(ggg) *#2D* means the distillate fuel classification relating to “No. 2–D” diesel fuels as described in ASTM D 975–04.

(hhh)–(jjj) [Reserved]

(kkk) *Nonroad diesel engine* means an engine that is designed to operate with diesel fuel that meets the definition of nonroad engine in 40 CFR 1068.30, including locomotive and marine diesel engines.

(lll) *Locomotive engine* means an engine used in a locomotive as defined under 40 CFR 92.2.

(mmm) *Marine engine* and *Category 3* have the meanings given under 40 CFR 94.2.

(nnn) *Nonroad, locomotive, or marine (NRLM) diesel fuel* means any diesel fuel or other distillate fuel that is used, intended for use, or made available for use, as a fuel in any nonroad diesel engines, including locomotive and marine diesel engines, except the following: Distillate fuel with a T90 greater than 700 °F that is used only in Category 2 and 3 marine engines is not NRLM diesel fuel. Use the distillation test method specified in 40 CFR 1065.1010 to determine the T90 of the fuel. NR diesel fuel and LM diesel fuel are subcategories of NRLM diesel fuel.

(ooo) *Nonroad (NR) diesel fuel* means any NRLM diesel fuel that is not “locomotive or marine (LM) diesel fuel.”

(ppp) *Locomotive or marine (LM) diesel fuel* means any diesel fuel or other distillate fuel that is used, intended for use, or made available for use, as a fuel in locomotive or marine diesel engines, except for the following fuels:

(1) Fuel that is also used, intended for use, or made available for use in motor vehicle engines or nonroad engines other than locomotive and marine diesel engines is not LM diesel fuel.

(2) Distillate fuel with a T90 greater than 700 °F that is used only in Category 2 and 3 marine engines is not LM diesel fuel. Use the distillation test method specified in 40 CFR 1065.1010 to determine the T90 of the fuel.

(qqq) *MVNRLM diesel fuel* means any diesel fuel or other distillate fuel that meets the definition of motor vehicle (MV) or nonroad, locomotive, or marine (NRLM) diesel fuel. Motor vehicle diesel fuel, NRLM diesel fuel, NR diesel fuel, and LM diesel fuel are subcategories of MVNRLM diesel fuel.

(rrr) *Solvent yellow 124* means N-ethyl-N-[2-[1-(2-methylpropoxy)ethoxy]-4-phenylazo]-benzeneamine.

■ 8. Section 80.230 is amended by revising paragraph (b) to read as follows:

§ 80.230 Who is not eligible for the hardship provisions for small refiners?

* * * * *

(b)(1)(i) Refiners who qualify as small under § 80.225 and subsequently cease

production of diesel fuel from processing crude oil through refinery processing units, or employ more than 1,500 people or exceed the 155,000 bpcd crude oil capacity limit after January 1, 2004 as a result of merger with or acquisition of or by another entity, are disqualified as small refiners, except this shall not apply in the case of a merger between two previously approved small refiners. If disqualification occurs, the refiner shall notify EPA in writing no later than 20 days following this disqualifying event.

(ii) Except as provided under paragraph (b)(1)(iii) of this section, any refiner whose status changes under this paragraph shall meet the applicable standards of § 80.195 within a period of up to 30 months of the disqualifying event for any of its refineries that were previously subject to the small refiner standards of § 80.240(a). However, such period shall not extend beyond December 31, 2007, or, for refineries for which the Administrator has approved an extension of the small refiner gasoline sulfur standards under § 80.553(c), December 31, 2010.

(iii) A refiner may apply to EPA for an additional six months to comply with the standards of § 80.195 if more than 30 months will be required for the necessary engineering, permitting, construction, and start-up work to be completed. Such applications must include detailed technical information supporting the need for additional time. EPA will base its decision to approve additional time on the information provided by the refiner and on other relevant information. In no case will EPA extend the compliance date beyond December 31, 2007, or, for refineries for which the Administrator has approved an extension of the small refiner gasoline sulfur standards under § 80.553(c), December 31, 2010.

(iv) During the period of time up to 30 months provided under paragraph (b)(1)(ii) of this section, and any extension provided under paragraph (b)(1)(iii) of this section, the refiner may not generate gasoline sulfur credits under § 80.310.

(2) Any refiner who qualifies as a small refiner under § 80.225 may elect to meet the standards under § 80.195 by notifying EPA in writing no later than November 15 prior to the year that the change will occur. Any refiner whose status changes under this paragraph (b)(2) shall meet the standards under § 80.195 beginning with the first averaging period subsequent to the status change.

■ 9. Section 80.240 is amended by adding paragraph (f) to read as follows:

§ 80.240 What are the small refiner gasoline sulfur standards?

* * * * *

(f)(1) In the case of a refiner without approved small refiner status who acquires a refinery from a refiner with approved small refiner status under § 80.235, the applicable small refiner standards under paragraph (a) of this section will apply to the acquired small refinery for a period up to 30 months from the date of acquisition of the refinery, but no later than December 31, 2007, or, for a refinery for which the Administrator has approved an extension of the small refiner gasoline sulfur standards under § 80.553(c), December 31, 2010, after which time the standards of § 80.195 shall apply to the acquired refinery.

(2) A refiner may apply to EPA for an additional six months to comply with the standards of § 80.195 for the acquired refinery if more than 30 months will be required for the necessary engineering, permitting, construction, and start-up work to be completed. Such applications must include detailed technical information supporting the need for additional time. EPA will base its decision to approve additional time on information provided by the refiner and on other relevant information. In no case will EPA extend the compliance date beyond December 31, 2007, or, for a refinery for which the Administrator has approved an extension of the small refiner gasoline sulfur standards under § 80.553(c), December 31, 2010.

■ 10. Section 80.500 is amended by removing paragraph (f) and revising the section heading to read as follows:

80.500 What are the implementation dates for the motor vehicle diesel fuel sulfur control program?

■ 11. Section 80.501 is revised to read as follows:

§ 80.501 What fuel is subject to the provisions of this subpart?

(a) *Included fuel and additives.* The provisions of this subpart apply to the following fuels and additives except as specified in paragraph (b) of this section:

- (1) Motor vehicle diesel fuel.
- (2) Nonroad, locomotive, or marine diesel fuel.
- (3) Diesel fuel additives.
- (4) Heating oil.
- (5) Other distillate fuels.
- (6) Motor oil that is used as or intended for use as fuel in diesel motor vehicles or nonroad diesel engines or is blended with diesel fuel for use in diesel motor vehicles or nonroad diesel engines, including locomotive and

marine diesel engines, at any downstream location.

(b) *Excluded fuel.* The provisions of this subpart do not apply to distillate fuel that is designated for export outside the United States in accordance with § 80.598, identified for export by a transfer document as required under § 80.590, and that is exported.

■ 12. A new § 80.502 is added to read as follows:

§ 80.502 What definitions apply for purposes of this subpart?

The definitions of § 80.2 and the following additional definitions apply to this subpart I:

(a) *Entity* means any refiner, importer, distributor, retailer or wholesale-purchaser consumer of any distillate fuel.

(b) *Facility* means any place, or series of places, where an entity produces, imports, or maintains custody of any distillate fuel from the time it is received to the time custody is transferred to another entity, except as described in paragraphs (b)(1) through (b)(4) of this section:

(1) Where an entity maintains custody of a batch of diesel fuel from one place in the distribution system to another place (e.g., from a pipeline to a terminal), all owned by the same entity, both places combined are considered to be one single aggregated facility, except where an entity chooses to treat components of such an aggregated facility as separate facilities. The choice made to treat these places as separate facilities may not be changed by the entity during any applicable compliance period. Except as specified in paragraph (b)(2) of this section, where compliance requirements depend upon facility-type, the entire facility must comply with the requirements that apply to its components as follows:

(i) If an aggregated facility includes a refinery, the entire facility must comply with the requirements applicable to refineries.

(ii) If an aggregated facility includes a truck loading terminal but not a refinery, the entire facility must comply with the requirements applicable to truck loading terminals.

(2) A refinery or import facility may not be aggregated with facilities that receive fuel from other refineries or import facilities, either directly or indirectly. For example, a refinery may not be aggregated with a terminal that receives any fuel from a common carrier pipeline. However, a refinery may be aggregated with a pipeline and terminal that are owned by the same entity and which receive no fuel from any source other than the refinery. If a refinery or

import facility is aggregated with other facilities, then the aggregated facility is treated as a refinery or import facility.

(3) Retail outlets or wholesale purchaser consumers may not be aggregated with any other facility.

(4) Where an entity maintains custody of diesel fuel in one or more mobile components (e.g., rail, barge, or trucking operations) the mobile components may be aggregated as a single facility. Mobile components may also be aggregated with a facility from which they receive fuel or a facility to which they deliver fuel. However, mobile components may not be aggregated with both a facility from which they receive fuel and a facility to which they deliver fuel.

(5) An individual refinery or contiguous pipeline may not be subdivided into more than one facility. An individual terminal may not be subdivided into more than one facility unless approved by the Administrator.

(c) *Truck loading terminal* means any facility that dyes NRLM diesel fuel, pays taxes on motor vehicle diesel fuel per IRS code (26 CFR part 48), or adds a fuel marker pursuant to § 80.510 to heating oil and delivers diesel fuel or heating oil into trucks for delivery to retail or ultimate consumer locations.

(d) *Batch* means a quantity of diesel fuel or distillate which is homogeneous with regard to those properties that are specified for MVNRLM diesel fuel under this subpart I of this part, has the same designation under this subpart I (if applicable), and whose custody is transferred from one facility to another facility.

(e) *Downstream location* means any point in the diesel fuel distribution system that is downstream of refineries and import facilities, for example, diesel fuel at facilities of distributors, carriers, retailers, kerosene blenders, and wholesale purchaser-consumers.

■ 13. A new § 80.510 is added to read as follows:

§ 80.510 What are the standards and marker requirements for NRLM diesel fuel?

(a) *Beginning June 1, 2007.* Except as otherwise specifically provided in this subpart, all NRLM diesel fuel is subject to the following per-gallon standards:

(1) Sulfur content. 500 parts per million (ppm) maximum.

(2) Cetane index or aromatic content, as follows:

- (i) A minimum cetane index of 40; or
- (ii) A maximum aromatic content of 35 volume percent.

(b) *Beginning June 1, 2010.* Except as otherwise specifically provided in this subpart, all NR and LM diesel fuel is subject to the following per-gallon standards:

- (1) Sulfur content.
- (i) 15 ppm maximum for NR diesel fuel.
- (ii) 500 ppm maximum for LM diesel fuel.
- (2) Cetane index or aromatic content, as follows:
 - (i) A minimum cetane index of 40; or
 - (ii) A maximum aromatic content of 35 volume percent.
- (c) *Beginning June 1, 2012.* Except as otherwise specifically provided in this subpart, all NRLM diesel fuel is subject to the following per-gallon standards:
 - (1) Sulfur content. 15 ppm maximum.
 - (2) Cetane index or aromatic content, as follows:
 - (i) A minimum cetane index of 40; or
 - (ii) A maximum aromatic content of 35 volume percent.
 - (d) *Marking provisions.* From June 1, 2007 through May 31, 2010:
 - (1) Except as provided for in paragraph (i) of this section, prior to distribution from a truck loading terminal, all heating oil shall contain six milligrams per liter of marker solvent yellow 124.
 - (2) All motor vehicle and NRLM diesel fuel shall be free of solvent yellow 124.
 - (3) Any diesel fuel that contains greater than or equal to 0.10 milligrams per liter of marker solvent yellow 124 shall be deemed to be heating oil and shall be prohibited from use in any motor vehicle or nonroad diesel engine (including locomotive, or marine diesel engines).
 - (4) Except as provided for in paragraph (i) of this section, any diesel fuel, other than jet fuel or kerosene that is downstream of a truck loading terminal, that contains less than 0.10 milligrams per liter of marker solvent yellow 124 shall be considered motor vehicle diesel fuel or NRLM diesel fuel, as appropriate.
 - (5) Any heating oil that is required to contain marker solvent yellow 124 pursuant to the requirements of this paragraph (d) must also contain visible evidence of dye solvent red 164.
 - (e) *Marking provisions.* From June 1, 2010 through May 31, 2012:
 - (1) Except as provided for in paragraph (i) of this section, prior to distribution from a truck loading terminal, all heating oil and diesel fuel designated as 500 ppm sulfur LM diesel fuel shall contain six milligrams per liter of solvent yellow 124.
 - (2) All motor vehicle and NR diesel fuel shall be free of marker solvent yellow 124.
 - (3) Any diesel fuel that contains greater than or equal to 0.10 milligrams per liter of marker solvent yellow 124 shall be deemed to be LM diesel fuel or

heating oil, as appropriate, and shall be prohibited from use in any motor vehicle or nonroad diesel engine (except for locomotive or marine diesel engines).

(4) Except as provided for in paragraph (i) of this section, any diesel fuel, other than jet fuel or kerosene that is downstream of a truck loading terminal, that contains less than 0.10 milligrams per liter of marker solvent yellow 124 shall be considered motor vehicle diesel fuel or NR diesel fuel, as appropriate.

(5) Any LM diesel fuel or heating oil that is required to contain marker solvent yellow 124 pursuant to the requirements of this paragraph (e) must also contain visible evidence of dye solvent red 164.

(f) *Marking provisions.* Beginning June 1, 2012:

(1) Except as provided for in paragraph (i) of this section, prior to distribution from a truck loading terminal, all heating oil shall contain six milligrams per liter of marker solvent yellow 124.

(2) All motor vehicle and NRLM diesel fuel shall be free of marker solvent yellow 124.

(3) Any diesel fuel that contains greater than or equal to 0.10 milligrams per liter of marker solvent yellow 124 shall be deemed to be heating oil and shall be prohibited from use in any motor vehicle or nonroad diesel engine (including locomotive, or marine diesel engines).

(4) Except as provided for in paragraph (i) of this section, any diesel fuel, other than jet fuel or kerosene that is downstream of a truck loading terminal, that contains less than 0.10 milligrams per liter of marker solvent yellow 124 shall be considered motor vehicle diesel fuel or NRLM diesel fuel, as appropriate.

(5) Any heating oil that is required to contain marker solvent yellow 124 pursuant to the requirements of this paragraph (f) must also contain visible evidence of dye solvent red 164.

(g) Special provisions in this part apply to the following areas:

(1) Northeast/Mid-Atlantic Area which includes the following states and counties: North Carolina, Virginia, Maryland, Delaware, New Jersey, Connecticut, Rhode Island, Massachusetts, Vermont, New Hampshire, Maine, Washington D.C., New York (except for the counties of Chautauqua, Cattaraugus, and Allegany), Pennsylvania (except for the counties of Erie, Warren, Mc Kean, Potter, Cameron, Elk, Jefferson, Clarion, Forest, Venango, Mercer, Crawford, Lawrence, Beaver, Washington, and

Greene), and the eight eastern-most counties of West Virginia (Jefferson, Berkeley, Morgan, Hampshire, Mineral, Hardy, Grant, and Pendleton).

(2) Alaska.

(h) Pursuant and subject to the provisions of §§ 80.536, 80.554, 80.560, and 80.561:

(1) Except as provided in paragraph (j) of this section, from June 1, 2007 through May 31, 2010, NRLM diesel fuel produced or imported in full compliance with the requirements of §§ 80.536, 80.554, 80.560, and 80.561 is exempt from the per-gallon sulfur content standard and cetane or aromatics standard of paragraph (a) of this section.

(2) Except as provided in paragraph (j) of this section, from June 1, 2010 through May 31, 2012 for NR diesel fuel and from June 1, 2012 through May 31, 2014 for NRLM diesel fuel produced or imported in full compliance with the requirements of §§ 80.536, 80.554, 80.560, and 80.561 is exempt from the per-gallon standards of paragraphs (b) and (c) of this section, but is subject to the per-gallon standards of paragraph (a) of this section.

(i) The marking requirements of paragraphs (d)(1), (d)(4), (e)(1), (e)(4), (f)(1), and (f)(4) of this section do not apply to heating oil, or, for paragraphs (e)(1) and (e)(4) of this section, diesel fuel designated as LM diesel fuel that is distributed from a truck loading terminal located within the areas listed in paragraphs (g)(1) and (g)(2) of this section and is for sale or intended for sale within these areas, or that is distributed from any other truck loading terminal and is for sale or intended for sale within the area listed in (g)(2) of this section.

(j) The provisions of paragraphs (h)(1) and (h)(2) of this section do not apply to diesel fuel sold or intended for sale in the areas listed in paragraph (g)(1) of this section that is produced or imported in full compliance with the requirements of §§ 80.536 and 80.554 or to diesel fuel sold or intended for sale in the area listed in paragraph (g)(2) of this section that is produced or imported in full compliance with the requirements of § 80.536.

■ 14. A new § 80.511 is added to read as follows:

§ 80.511 What are the per-gallon and marker requirements that apply to NRLM diesel fuel and heating oil downstream of the refiner or importer?

(a) *Applicable dates for marker requirements.* Beginning June 1, 2006, all NRLM diesel fuel shall contain less than 0.10 milligrams per liter of the marker solvent yellow 124, except for

LM diesel fuel subject to the marking requirements of § 80.510(e).

(b) *Applicable dates for per-gallon standards.* (1) Beginning June 1, 2006, all NRLM diesel fuel must comply with the per-gallon sulfur standard for the designation or classification stated on its PTD, pump label, or other documentation. Based on the provisions of § 80.510(h) and (j), there is no uniform downstream sulfur standard until the downstream dates identified in paragraphs (b)(3) through (b)(8) of this section.

(2) Except as provided in paragraphs (b)(5) and (b)(8) of this section, beginning December 1, 2010, all NRLM diesel fuel must comply with the cetane index or aromatics standard of § 80.510.

(3) Except as provided in paragraphs (b)(5) through (b)(8) of this section, the per-gallon sulfur standard of § 80.510(a) shall apply to all NRLM diesel fuel beginning August 1, 2010 for all downstream locations other than retail outlets or wholesale purchaser-consumer facilities, shall apply to all NRLM diesel fuel beginning October 1, 2010 for retail outlets and wholesale purchaser-consumer facilities, and shall apply to all NRLM diesel fuel beginning December 1, 2010 for all locations.

(4) Except as provided in paragraphs (b)(5) through (b)(8) of this section, the per-gallon sulfur standard of § 80.510(c) shall apply to all NRLM diesel fuel beginning August 1, 2014 for all downstream locations other than retail outlets or wholesale purchaser-consumer facilities, shall apply to all NRLM diesel fuel beginning October 1, 2014 for retail outlets and wholesale purchaser-consumer facilities, and shall apply to all NRLM diesel fuel beginning December 1, 2014 for all locations. This paragraph (b)(4) does not apply to LM diesel fuel that is sold or intended for sale in areas other than those listed in § 80.510(g)(1) or (g)(2).

(5) For all NRLM diesel fuel that is sold or intended for sale in the areas listed in § 80.510(g)(1), the per-gallon sulfur standard and the cetane index or aromatics standard of § 80.510(a) shall apply to all NRLM diesel fuel beginning August 1, 2007 for all downstream locations other than retail outlets or wholesale purchaser-consumer facilities, shall apply to all NRLM diesel fuel beginning October 1, 2007 for retail outlets and wholesale purchaser-consumer facilities, and shall apply to all NRLM diesel fuel beginning December 1, 2007 for all locations.

(6) For all NR diesel fuel that is sold or intended for sale in the areas listed in § 80.510(g)(1), the per-gallon sulfur standard of § 80.510(b) shall apply to all NR diesel fuel beginning August 1, 2010

for all downstream locations other than retail outlets or wholesale purchaser-consumer facilities, shall apply to all NR diesel fuel beginning October 1, 2010 for retail outlets and wholesale purchaser-consumer facilities, and shall apply to all NR diesel fuel beginning December 1, 2010 for all locations.

(7) For all NRLM diesel fuel that is sold or intended for sale in the areas listed in § 80.510(g)(1), the per-gallon sulfur standard of § 80.510(c) shall apply to all NRLM diesel fuel beginning August 1, 2012 for all downstream locations other than retail outlets or wholesale purchaser-consumer facilities, shall apply to all NRLM diesel fuel beginning October 1, 2012 for retail outlets and wholesale purchaser-consumer facilities, and shall apply to all NRLM diesel fuel beginning December 1, 2012 for all locations.

(8) The provisions of paragraphs (b)(5) through (b)(7) of this section shall apply for all NRLM or NR diesel fuel that is sold or intended for sale in the area listed in § 80.510(g)(2), except for NRLM or NR diesel fuel that is produced in accordance with a compliance plan approved under § 80.554.

(9) For the purposes of this section, distributors that have their own fuel storage tanks and deliver only to ultimate consumers shall be treated the same as retailers and their facilities treated the same as retail outlets.

■ 15. A new § 80.512 is added to read as follows:

§ 80.512 May an importer treat diesel fuel as blendstock?

An importer may exclude diesel fuel that it imports from the requirements under this subpart, and instead may designate such diesel fuel as diesel fuel treated as blendstock (DTAB), if all the following conditions are met:

(a) The DTAB must be included in all applicable designation, credit and compliance calculations for diesel fuel for a refinery operated by the same entity that is the importer. That entity must meet all refiner standards and requirements.

(b) The importer entity may not transfer title of the DTAB to another entity until the DTAB has been used to produce diesel fuel and all refiner standards and requirements have been met for the diesel fuel produced.

(c) The refinery at which the DTAB is used to produce diesel fuel must be physically located at either the same terminal at which the DTAB first arrives in the U.S., the import facility, or at a facility to which the DTAB is directly transported from the import facility.

(d) The DTAB must be completely segregated from any other diesel fuel,

including any diesel fuel tank bottoms, prior to the point of blending, sampling and testing in the importer entity's refinery operation. The DTAB may, however, be added to a diesel fuel blending tank where the diesel fuel tank bottom is not included as part of the batch volume for a prior batch. In addition, the DTAB may be placed into a storage tank that contains other DTAB imported by that importer. The DTAB also may be discharged into a tank containing finished diesel fuel of the same category as the diesel fuel which will be produced using the DTAB (for example, 15 ppm sulfur undyed or 15 ppm sulfur dyed diesel fuel) provided the blending process is performed in that same tank.

(e) The entity must account for the volume of diesel fuel produced using DTAB in a manner that excludes the volume of any previously designated diesel fuel. The diesel fuel tank bottom may not be included in the company's refinery compliance calculations for that batch of diesel fuel if the fuel in that tank bottom has been previously designated by a refiner or importer. This exclusion of previously designated diesel fuel must be accomplished using the following approach:

(1) Determine the volume of any tank bottom that is previously designated diesel fuel before any diesel fuel production begins.

(2) Add the DTAB plus any blendstock to the storage tank, and completely mix the tank.

(3) Determine the volume and sulfur content of the diesel fuel contained in the storage tank after blending is complete. Mathematically subtract the volume of the tank bottom to determine the volume of the DTAB plus blendstock added, and subsequently transferred to another facility. Such fuel is reported to EPA as a batch of diesel fuel under §§ 80.593, 80.601, and 80.604.

(4) If previously designated motor vehicle diesel fuel having a sulfur content of 15 ppm or less is blended with DTAB, and the combined product after blending has a sulfur content that exceeds 15 ppm, the importer entity, in its capacity as a refiner, must redesignate all the diesel fuel as 500 ppm sulfur motor vehicle diesel fuel for purposes of the temporary compliance option under § 80.530, or other permissible redesignation under § 80.598. If #2D 15 ppm sulfur motor vehicle diesel fuel is redesignated as #2D 500 ppm sulfur motor vehicle diesel fuel, such entity must apply the volume of previously designated 15 ppm sulfur diesel fuel, for purposes of its operations as a distributor, to its

downgrading limitation under § 80.527, if applicable, and for volume balancing purposes under § 80.599.

(5) As an alternative to paragraphs (e)(1) through (e)(4) of this section, where an importer has a blending tank that is used only to combine DTAB and blending components, and no previously designated diesel fuel is added to the tank, the importer entity, in its capacity as a refiner, may account for the diesel fuel produced in such a blending tank by sampling and testing for the sulfur content of the batch after DTAB and blendstock are added and mixed, and reporting the volume of diesel fuel transferred from that tank to a different facility, up to the point where a new blend is produced by adding new DTAB and blendstock.

(f) The importer must include the volume and sulfur content of each batch of DTAB in the annual importer reports to EPA, as prescribed under §§ 80.593, 80.601, and 80.604, but with a notation that the batch is not included in the importer compliance calculations because the product is DTAB. Any DTAB that ultimately is not used in the importer's refinery operation (for example, a tank bottom of DTAB at the conclusion of the refinery operation), must be treated as newly imported diesel fuel, for which all required sampling and testing, and recordkeeping must be accomplished, and included in the importer's compliance calculations for the averaging period when this sampling and testing occurs.

(g) The importer must retain records that reflect the importation, sampling and testing, and physical movement of any DTAB, and must make these records available to EPA on request.

■ 16. A new § 80.513 is added to read as follows:

§ 80.513 What provisions apply to transmix processing facilities?

For purposes of this section, transmix means a mixture of finished fuels that no longer meets the specifications for a fuel that can be used or sold without further processing. This section applies to refineries that produce diesel fuel from transmix by distillation or other refining processes but do not produce diesel fuel by processing crude oil. This section only applies to the volume of diesel fuel produced by such a transmix processor using these processes, and does not apply to any diesel fuel produced by the blending of blendstocks.

(a) From June 1, 2006 through May 31, 2010, motor vehicle diesel fuel produced by a transmix processor is subject to the 500 ppm sulfur standard under § 80.520(c).

(b) Beginning June 1, 2010, motor vehicle diesel fuel produced by a transmix processor is subject to the sulfur standard under § 80.520(a)(1).

(c) From June 1, 2007 through May 31, 2010, NRLM diesel fuel produced by a transmix processor is exempt from the standards of § 80.510(a). This paragraph (c) does not apply to NRLM diesel fuel that is sold or intended for sale in the areas listed in § 80.510(g)(1) or (g)(2).

(d) From June 1, 2010 through May 31, 2014, NRLM diesel fuel produced by a transmix processor is subject to the standards under § 80.510(a). This paragraph (d) does not apply to NRLM diesel fuel that is sold or intended for sale in the areas listed in § 80.510(g)(1) or (g)(2).

(e) From June 1, 2014 and beyond, NRLM diesel fuel produced by a transmix processor is subject to the standards of § 80.510(c), except that LM diesel fuel is subject to the sulfur standard of § 80.510(a). This paragraph (e) does not apply to NRLM or LM diesel fuel that is sold or intended for sale in the areas listed in § 80.510(g)(1) or (g)(2).

■ 17. Section 80.520 is amended by revising paragraph (b) and removing paragraph (d) to read as follows:

§ 80.520 What are the standards and dye requirements for motor vehicle diesel fuel?

* * * * *

(b) *Dye requirements.* (1) All motor vehicle diesel fuel shall be free of visible evidence of dye solvent red 164 (which has a characteristic red color in diesel fuel), except for motor vehicle diesel fuel that is used in a manner that is tax exempt under section 4082 of the Internal Revenue Code. All motor vehicle diesel fuel shall be free of yellow solvent 124.

(2) Until June 1, 2010, any #1D or #2D distillate fuel that does not show visible evidence of dye solvent red 164 shall be considered to be motor vehicle diesel fuel and subject to all the requirements of this subpart for motor vehicle diesel fuel, except for distillate fuel designated or classified as any of the following:

(i) For use only in the State of Alaska, as provided under 40 CFR 69.51.

(ii) For use under a national security exemption under § 80.606 or for use only in a research and development testing program exempted under § 80.607.

(iii) For use in the U.S. Territories as provided under § 80.608.

(iv) Jet fuel meeting the definition under § 80.2.

(v) Kerosene meeting the definition under § 80.2.

(vi) Diesel fuel that is produced beginning June 1, 2006, with a sulfur

level less than or equal to 500 ppm, and designated as NRLM or LM that has not yet been distributed from a truck loading terminal or bulk terminal to a retail outlet, wholesale purchaser-consumer or ultimate consumer.

* * * * *

■ 18. Section 80.521 is revised to read as follows:

§ 80.521 What are the standards and identification requirements for diesel fuel additives?

(a) Except as provided in paragraph (b) of this section, any diesel fuel additive that is added to, intended for adding to, used in, or offered for use in any MVNRLM diesel fuel subject to the 15 ppm sulfur content standards of § 80.510(b), § 80.510(c), or § 80.520(a) at any downstream location must—

(1) Have a sulfur content less than or equal to 15 ppm.

(2) Be accompanied by a product transfer document pursuant to § 80.591 indicating that the additive complies with the 15 ppm sulfur standard for diesel fuel, except for those diesel fuel additives which are only sold in containers for use by the ultimate consumer of diesel fuel and which are subject to the requirements of § 80.591(d).

(b) Any diesel fuel additive that is added to, intended for adding to, used in, or offered for use in diesel fuel subject to the 15 ppm sulfur content standards of § 80.510(b) or (c) or § 80.520(a) may have a sulfur content exceeding 15 ppm provided that each of the following conditions are met:

(1) The additive is added to or used in the diesel fuel in a quantity less than one percent by volume of the resultant additive/diesel fuel mixture;

(2) The product transfer document complies with the informational requirements of § 80.591; and

(3) The additive is not used or intended for use by an ultimate consumer in diesel motor vehicles or nonroad diesel engines.

■ 19. Section 80.522 is revised to read as follows:

§ 80.522 May used motor oil be dispensed into diesel motor vehicles or nonroad diesel engines?

No person may introduce used motor oil, or used motor oil blended with diesel fuel, into the fuel system of model year 2007 or later diesel motor vehicles or model year 2011 or later nonroad diesel engines (not including locomotive or marine diesel engines), unless both of the following requirements have been met:

(a) The vehicle or engine manufacturer has received a Certificate

of Conformity under 40 CFR part 86, 40 CFR part 89, or 40 CFR part 1039 and the certification of the vehicle or engine configuration is explicitly based on emissions data with the addition of motor oil; and

(b) The oil is added in a manner and rate consistent with the conditions of the Certificate of Conformity.

■ 20. Section 80.523 is removed and reserved.

§ 80.523 [Removed and Reserved]

■ 21. Section 80.527 is revised to read as follows:

§ 80.527 Under what conditions may motor vehicle diesel fuel subject to the 15 ppm sulfur standard be downgraded to motor vehicle diesel fuel subject to the 500 ppm sulfur standard?

(a) *Definitions.* As used in this section, downgrade means changing the designation or classification of motor vehicle diesel fuel subject to the 15 ppm sulfur standard under § 80.520(a)(1) to motor vehicle diesel fuel subject to the 500 ppm sulfur standard under § 80.520(c). A downgrade occurs when the change in designation or classification takes place. Changing the designation or classification of motor vehicle diesel fuel subject to the 15 ppm sulfur standard under § 80.520(a)(1) to any designation or classification that is not a motor vehicle diesel fuel is not a downgrade for purposes of this section.

(b) *Who is subject to the downgrade limitation:* Any distributor, retailer, or wholesale purchaser consumer that takes custody of any diesel fuel designated or classified as #2D 15 ppm sulfur motor vehicle diesel fuel and delivers any diesel fuel designated or classified as #2D 500 ppm motor vehicle diesel fuel.

(c) *Downgrading limitation.* (1) Except as provided in paragraphs (d) and (e) of this section, a person described in paragraph (b) of this section may not downgrade a total of more than 20 percent of the #2D motor vehicle diesel fuel (by volume) that is subject to the 15 ppm sulfur standard of § 80.520(a)(1) to #2D motor vehicle diesel fuel subject to the sulfur standard of § 80.520(c) while such person has custody of such fuel.

(2) The limitation of paragraph (c)(1) of this section applies separately to each facility as defined under § 80.502 where there is custody of the fuel when it is downgraded.

(3) Compliance with the limitation of paragraph (c)(1) of this section applies separately for the compliance periods of October 1, 2006 through May 31, 2007; June 1, 2007 through June 30, 2008; July 1, 2008 through June 30, 2009; July 1, 2009 through May 31, 2010.

(4) Compliance with the limitation of paragraph (c)(1) of this section shall be as calculated under § 80.599(e).

(d) *Diesel fuel in violation of the 15 ppm standard.* Where motor vehicle diesel fuel subject to the 15 ppm sulfur standard of § 80.520(a)(1) is found to be in violation of any standard under § 80.520(a) and is consequently downgraded to 500 ppm sulfur motor vehicle diesel fuel, the person having custody of the fuel at the time it is found to be in violation must include the volume of such downgraded fuel toward its 20 percent volume limitation under paragraph (c)(1) of this section, unless the person demonstrates that it did not cause the violation.

(e) *Special provisions for retail outlets and wholesale purchaser-consumer facilities.* Notwithstanding the provisions of paragraph (c)(1) of this section, retailers and wholesale purchaser-consumers shall comply with the downgrading limitation as follows:

(1) Retailers and wholesale purchaser-consumers who sell, offer for sale, or dispense motor vehicle diesel fuel that is subject to the 15 ppm sulfur standard under § 80.520(a)(1) are exempt from the volume limitations of paragraph (c)(1) of this section.

(2) A retailer or wholesale purchaser-consumer who does not sell, offer for sale, or dispense motor vehicle diesel fuel subject to the 15 ppm sulfur standard under § 80.520(a)(1) must comply with the downgrading limitations of paragraph (c) of this section, and compliance shall be calculated as specified in § 80.599(e)(2).

(f) *Termination of downgrading limitations.* The provisions of this section shall not apply after May 31, 2010.

■ 22. Section 80.530 is revised to read as follows:

§ 80.530 Under what conditions can 500 ppm motor vehicle diesel fuel be produced or imported after May 31, 2006?

(a) Beginning June 1, 2006, a refiner or importer may produce or import motor vehicle diesel fuel subject to the 500 ppm sulfur content standard of § 80.520(c) if all of the following requirements are met:

(1) Each batch of motor vehicle diesel fuel subject to the 500 ppm sulfur content standard must be designated by the refiner or importer as subject to such standard, pursuant to § 80.598(a).

(2) The refiner or importer must meet the requirements for product transfer documents in § 80.590 for each batch subject to the 500 ppm sulfur content standard.

(3)(i) The volume of motor vehicle diesel fuel that is produced or imported

during a compliance period (V_{500} , as provided in paragraph (a)(5) of this section, may not exceed the following volume limit:

(A) For the compliance periods prior to the period from July 1, 2009 through May 31, 2010, 20 percent of the volume of motor vehicle diesel fuel that is produced or imported during a compliance period (V_i) plus an additional volume of motor vehicle diesel fuel represented by credits properly generated and used pursuant to the requirements of §§ 80.531 and 80.532.

(B) For the compliance period from July 1, 2009 through May 31, 2010, 20 percent of the volume of motor vehicle diesel fuel that is produced or imported prior to January 1, 2010 during the compliance period (V_i), plus an additional volume of motor vehicle diesel fuel represented by credits properly generated and used pursuant to the requirements of §§ 80.531 and 80.532. From January 1, 2010 through May 31, 2010, the volume of motor vehicle diesel fuel that is produced or imported shall not exceed the volume represented by credits used pursuant to § 80.532.

(ii) The terms V_{500} and V_i have the meaning specified in § 80.531(a)(2).

(4) Compliance with the volume limit in paragraph (a)(3) of this section must be determined separately for each refinery. For an importer, such compliance must be determined separately for each Credit Trading Area (as defined in § 80.531) into which motor vehicle diesel fuel is imported. If a party is both a refiner and an importer, such compliance shall be determined separately for the refining and importation activities.

(5) Compliance with the volume limit in paragraph (a)(3) of this section shall be determined on an annual basis, where the annual compliance period is from July 1 through June 30. For the year 2006, compliance shall be determined for the period June 1, 2006 through June 30, 2007. For the year 2010, compliance shall be determined for the period of July 1, 2009 through May 31, 2010.

(6) Any motor vehicle diesel fuel produced or imported above the volume limit in paragraph (a)(3) of this section shall be subject to the 15 ppm sulfur content standard. However, for any compliance period prior to the compliance period July 1, 2009 through May 31, 2010, a refiner or importer may exceed the volume limit in paragraph (a)(3) of this section by no more than 5 percent of the volume of diesel fuel produced or imported during the compliance period (V_i), provided that

for the immediately following compliance period:

(i) The refiner or importer complies with the volume limit in paragraph (a)(3) of this section; and

(ii) The refiner or importer produces or imports a volume of motor vehicle diesel fuel subject to the 15 ppm sulfur standard, or obtains credits properly generated and used pursuant to the requirements of §§ 80.531 and 80.532 that represent a volume of motor vehicle diesel fuel, equal to the volume of the exceedance for the prior compliance period.

(b) After May 31, 2010, no refiner or importer may produce or import motor vehicle diesel fuel subject to the 500 ppm sulfur content standard pursuant to this section.

■ 23. Section 80.531 is amended by revising paragraphs (a)(1), (a)(2), (d)(1) (d)(5), (e)(1), and (e)(2)(i) to read as follows:

§ 80.531 How are motor vehicle diesel fuel credits generated?

(a) * * *

(1) A refiner or importer may generate credits during the period June 1, 2006 through December 31, 2009, for motor vehicle diesel fuel produced or imported that is designated as subject to the 15 ppm sulfur content standard under § 80.520(a)(1). Credits may be generated only if the volume of motor vehicle diesel fuel designated under § 80.598(a) as subject to the 15 ppm sulfur standard of § 80.520(a) exceeds 80 percent of the total volume of motor vehicle diesel fuel produced or imported as described in paragraph (a)(2) of this section.

(2) The number of motor vehicle diesel fuel credits generated shall be calculated for each compliance period (as specified in § 80.530(a)(5)) as follows:

$$C = V_{15} - (0.80 \times V_t)$$

Where:

C = the positive number of motor vehicle diesel fuel credits generated, in gallons.

V_{15} = the total volume in gallons of diesel fuel produced or imported that is designated under § 80.598 as motor vehicle diesel fuel and subject to the standards of § 80.520(a) during the compliance period.

V_t = $V_{15} + V_{500}$.

V_{500} = the total volume in gallons of diesel fuel produced or imported that is designated under § 80.598(a) as motor vehicle diesel fuel and subject to the 500 ppm sulfur standard under § 80.520(c) plus the total volume of any other diesel fuel (not including V_{15} , diesel fuel that is dyed in accordance with § 80.520(b) at the refinery or import facility where the diesel fuel is produced or imported, or diesel fuel that is designated as NRLM under § 80.598(a)) represented as having

a sulfur content less than or equal to 500 ppm.

* * * * *

(d) * * *

(1) The designation requirements of § 80.598, and all recordkeeping and reporting requirements of §§ 80.592, 80.593, 80.594, 80.600, and 80.601.

* * * * *

(5) In addition to the reporting requirements under paragraph (d)(1) of this section, the refiner or importer must submit a report to the Administrator no later than August 31, 2005 for the period from June 1, 2004 through May 31, 2005, or August 31, 2006 for the period from June 1, 2005 through May 31, 2006, demonstrating that all the motor vehicle diesel fuel produced or imported for which credits were generated met the applicable requirements of paragraph (b), (c), or (d)(4) of this section. If the Administrator finds that such credits did not in fact meet the requirements of paragraphs (b)(1) and (c)(1) of this section, as applicable, or if the Administrator determines that there is insufficient information to determine the validity of such credits, the Administrator may deny the credits submitted in whole or in part.

(e) * * *

(1) Notwithstanding the provisions of paragraph (a) of this section, a small refiner that is approved by the EPA as a small refiner under § 80.551(g) may generate credits under § 80.552(b). Such a small refiner may generate one credit for each gallon of motor vehicle diesel fuel produced that is designated under § 80.598 as motor vehicle diesel fuel subject to the 15 ppm sulfur standard under § 80.520(a)(1).

(2) * * *

(i) Credits may be generated under this paragraph (e) and § 80.552(b) only during the compliance periods beginning June 1, 2006 and ending on May 31, 2010, however diesel fuel produced after December 31, 2009 shall not generate credits. Credits shall be designated separately by refinery, separately by CTA of generation, and separately by annual compliance period. The annual compliance period for 2006 shall be June 1, 2006 through June 30, 2007. The annual compliance period for 2010 shall be July 1, 2009 through May 31, 2010.

* * * * *

■ 24. Section 80.532 is revised to read as follows:

§ 80.532 How are motor vehicle diesel fuel credits used and transferred?

(a) *Credit use stipulations.* Motor vehicle diesel fuel credits generated under § 80.531 may be used to meet the

volume limit of § 80.530(a)(3) provided that:

(1) The motor vehicle diesel fuel credits were generated and reported according to the requirements of this subpart; and

(2) The conditions of this section are met.

(b) *Use of credits generated under § 80.531.* Motor vehicle diesel fuel credits generated under § 80.531 may be used by a refiner or by an importer to comply with § 80.530 by applying one credit for every gallon of motor vehicle diesel fuel needed to meet compliance with the volume limit of § 80.530(a)(3).

(c) *Credit banking.* Motor vehicle diesel fuel credits generated may be banked for use or transfer in a later compliance period or may be transferred to another refiner or importer for use as provided in paragraph (d) of this section.

(d) *Credit transfers.* (1) Motor vehicle diesel fuel credits obtained from another refiner or from another importer, including early motor vehicle diesel fuel credits and small refiner motor vehicle diesel fuel credits as described in § 80.531(b) through (e), may be used to satisfy the volume limit of § 80.530(a)(3) if all the following conditions are met:

(i) The motor vehicle diesel fuel credits were generated in the same CTA as the CTA in which motor vehicle diesel fuel credits are used to achieve compliance;

(ii) The motor vehicle diesel fuel credits are used in compliance with the time period limitations for credit use in this subpart;

(iii) Any credit transfer takes place no later than the August 31 following the compliance period when the motor vehicle diesel fuel credits are used;

(iv) No credit may be transferred more than twice, as follows: The first transfer by the refiner or importer who generated the credit may only be made to a refiner or importer who intends to use the credit; if the transferee cannot use the credit, it may make a second and final transfer only to a refiner or importer who intends to use the credit. In no case may a credit be transferred more than twice before being used or terminated;

(v) The credit transferor must apply any motor vehicle diesel fuel credits necessary to meet the transferor's annual compliance requirements before transferring motor vehicle diesel fuel credits to any other refinery or importer;

(vi) No motor vehicle diesel fuel credits may be transferred that would result in the transferor having a negative credit balance; and

(vii) Each transferor must supply to the transferee records indicating the year the motor vehicle diesel fuel

credits were generated, the identity of the refiner (and refinery) or importer who generated the motor vehicle diesel fuel credits, the CTA of credit generation, and the identity of the transferring entity, if it is not the same entity who generated the motor vehicle diesel fuel credits.

(2) In the case of motor vehicle diesel fuel credits that have been calculated or created improperly, or are otherwise determined to be invalid, the following provisions apply:

(i) Invalid motor vehicle diesel fuel credits cannot be used to achieve compliance with the transferee's volume requirements regardless of the transferee's good faith belief that the motor vehicle diesel fuel credits were valid.

(ii) The refiner or importer who used the motor vehicle diesel fuel credits, and any transferor of the motor vehicle diesel fuel credits, must adjust their credit records, reports and compliance calculations as necessary to reflect the proper motor vehicle diesel fuel credits.

(iii) Any properly created motor vehicle diesel fuel credits existing in the transferor's credit balance after correcting the credit balance, and after the transferor applies motor vehicle diesel fuel credits as needed to meet the compliance requirements at the end of the compliance period, must first be applied to correct the invalid transfers before the transferor trades or banks the motor vehicle diesel fuel credits.

(e) *Limitations on credit use.* (1) Motor vehicle diesel fuel credits may not be used to achieve compliance with any requirements of this subpart other than the volume limit of § 80.530(a)(3), unless specifically approved by the Administrator pursuant to a hardship relief petition under § 80.560 or 80.561.

(2) A refiner or importer possessing motor vehicle diesel fuel credits must use all motor vehicle diesel fuel credits in its possession prior to applying the credit deficit provisions of § 80.530(a)(6).

(3) No motor vehicle diesel fuel credits may be used to meet compliance with this subpart subsequent to the compliance period ending May 31, 2010.

■ 25. A new § 80.533 is added to read as follows:

§ 80.533 How does a refiner or importer apply for a motor vehicle or non-highway baseline?

(a) A refiner or importer wishing to generate credits under § 80.535 or use the small refiner provisions under § 80.554 must submit an application to EPA that includes the information required under paragraph (c) of this

section by the dates specified in paragraph (f) of this section. A refiner must apply for a motor vehicle baseline for each refinery in order to generate credits under § 80.535 and apply for a non-highway baseline for each refinery to use the provisions of § 80.554 (a), (b), or (d).

(b) The baseline must be sent to the following address: U.S. EPA—Attn: Nonroad Rule Diesel Fuel Baseline, Transportation and Regional Programs Division (6406J), 1200 Pennsylvania Avenue, NW., Washington, DC 20460 (regular mail) or U.S. EPA, Attn: Nonroad Rule Diesel Fuel Baseline, Transportation and Regional Programs Division (6406J), 1310 L Street, NW., 6th floor, Washington, DC 20005 (express mail).

(c) A baseline application must be submitted for each refinery or import facility and include the following information:

(1) A listing of the names and addresses of all refineries or import facilities owned by the company for which the refiner or importer is applying for a motor vehicle or non-highway baseline.

(2)(i) For purposes of a motor vehicle baseline volume for use in determining early credits per § 80.535(a) and (b) and for purposes of a non-highway baseline volume used in determining compliance with the provisions of § 80.554(a) or (d), the baseline volume produced during the three calendar years beginning January 1, 2003, 2004, and 2005, as calculated under paragraph (e)(1) of this section.

(ii) For purposes of a motor vehicle baseline volume for use in determining early credits per § 80.535(c) and for purposes of a non-highway baseline volume used in determining compliance with the provisions of § 80.554(b), the baseline volumes produced during the three calendar years beginning January 1, 2006, 2007, and 2008, as calculated under paragraph (e)(2) of this section.

(3) A letter signed by the president, chief operating officer of the company, or his/her delegate, stating that the information contained in the motor vehicle or non-highway baseline application is true to the best of his/her knowledge.

(4) Name, address, phone number, facsimile number and e-mail address of a corporate contact person.

(5) For each batch of diesel fuel produced or imported during each calendar year:

(i) The date that production was completed or importation occurred for the batch and the batch designation or classification.

(ii) The batch volume.

(6) Other appropriate information as requested by EPA.

(d) *Calculation of the Motor vehicle Baseline, B_{MV}.* (1) Under paragraph (c)(2)(i) of this section, B_{MV} equals the average annual volume of motor vehicle diesel fuel produced or imported from January 1, 2003 through December 31, 2005.

(2) Under paragraph (c)(2)(ii) of this section, B_{MV} equals the average annual volume of motor vehicle diesel fuel produced during the period from January 1, 2006 through December 31, 2008.

(3) For purposes of this paragraph, fuel produced for export, jet fuel (kerosene), and fuel specifically produced to meet military specifications (such as JP-4, JP-8, and F-76), shall not be included in baseline calculations.

(e) *Calculation of the Non-highway Baseline, B_{NRLM}.* (1) Under paragraph (c)(2)(i) of this section, B_{NRLM} equals the average annual volume of all #2D distillate produced or imported from January 1, 2003 through December 31, 2005, less B_{MV} as determined in paragraph (d)(1) of this section.

(2) Under paragraph (c)(2)(ii) of this section, B_{NRLM} equals the average annual volume of MVNRLM produced or imported from January 1, 2006 through December 31, 2008, less B_{MV} as determined in paragraph (d)(2) of this section.

(3) For purposes of this paragraph (e), fuel produced for export, jet fuel, kerosene, and fuel specifically produced to meet military specification (such as JP-4, JP-8, and F-76), shall not be included in baseline calculations.

(f)(1) Applications submitted under paragraph (c)(2)(i) of this section must be postmarked by February 28, 2006.

(2) Applications submitted under paragraph (c)(2)(ii) of this section must be postmarked by February 28, 2009.

(g)(1) For applications submitted under paragraph (c)(2)(i) of this section, EPA will notify refiners or importers by June 1, 2006 of approval of the baselines for each of the refiner's refineries or importer's import facilities or of any deficiencies in the refiner's or importer's application.

(2) For applications submitted under paragraph (c)(2)(ii) of this section, EPA will notify refiners or importers by June 1, 2009 regarding approval of the baselines for each of the refiner's refineries or importer's import facilities or of any deficiencies in the refiner's or importer's application.

(h) If at any time the motor vehicle baseline or non-highway baseline submitted in accordance with the requirements of this section is determined to be incorrect, EPA will

notify the refiner or importer of the corrected baseline and any compliance calculations made on the basis of that baseline will have to be adjusted retroactively.

■ 26. A new § 80.535 is added to read as follows.

§ 80.535 How are NRLM diesel fuel credits generated?

(a) *Generation of high sulfur NRLM credits from June 1, 2006 through May 31, 2007.* (1) During the period June 1, 2006 through May 31, 2007, a refiner or importer may generate credits pursuant to the provisions of this section if all of the following conditions are met:

(i) The refiner or importer notifies EPA of its intention to generate credits and the period during which it will generate credits. This notification must be received by EPA at least 120 calendar days prior to the date it begins generating credits under this section.

(ii) Each batch or partial batch of NRLM diesel fuel for which credits are claimed shall be subject to all of the provisions of this subpart for NRLM diesel fuel as if it had been produced after June 1, 2007 and before June 1, 2010.

(iii) The number of high-sulfur NRLM credits (HSC) that are generated shall be a positive number.

(2) The refiner or importer shall choose one of the following methods for calculating credits for each calculation period.

(i) For fuel that is dyed under the provisions of § 80.520, HSC equals the volume of fuel in gallons produced or imported during the period identified in paragraph (a)(1) of this section that is designated as NRLM diesel fuel and that is subject to and complies with the provisions of § 80.510(a); or

(ii) For dyed or undyed fuel that complies with the provisions of § 80.598 for a calculation period of June 1, 2006 through May 31, 2007, determine HSC as follows:

$$HSC = V_{510} + V_{520} - B_{MV}$$

Where:

V_{510} = The total volume of NRLM diesel fuel produced or imported during the annual calculation period that complies with the standards of § 80.510(a) or (b).

V_{520} = The total volume of motor vehicle diesel fuel produced or imported during the annual calculation period that complies with the standards of § 80.520(a) or (c).

B_{MV} = As calculated in § 80.533(d)(1).

(3) High-sulfur NRLM credits shall be generated and designated as follows:

(i) Credits shall be generated separately for each refiner or importer.

(ii) Credits may not be generated by both a foreign refiner and by an

importer for the same motor vehicle diesel fuel.

(iii) Credits shall not be generated under both § 80.531 and this section for the same diesel fuel.

(iv) Any credits generated by a foreign refiner shall be generated as provided in § 80.620(c) and this section.

(4) No credits may be generated under this paragraph (a) after May 31, 2007.

(5) Any fuel for which a refiner or importer wishes to generate credits must be designated as 500 ppm sulfur NRLM diesel fuel when delivered to the next entity. The refiner may not designate the fuel as 500 ppm sulfur with the intent that it be mixed by the next entity with a batch of distillate with a higher sulfur level to create a fuel with a classification other than 500 ppm sulfur or the classification of the fuel it is mixed with (e.g., it cannot mix fuel designated as 500 ppm sulfur with fuel classified as high sulfur to produce a fuel classified as 2000 ppm sulfur to meet state or local sulfur limits).

(6) The refiner or importer must submit a report to the Administrator no later than July 31, 2007. The report must demonstrate that all the NRLM diesel fuel produced or imported which generated credits met the applicable requirements of paragraphs (a)(1) through (a)(5) of this section. If the Administrator finds that such credits did not in fact meet the requirements of paragraphs (a)(1) through (a)(5) of this section, as applicable, or if the Administrator determines that there is insufficient information to determine the validity of such credits, the Administrator may deny the credits submitted in whole or in part.

(b) *Generation of high-sulfur NRLM credits by small refiners from June 1, 2006 through May 31, 2010.* (1) Notwithstanding the dates specified in paragraph (a) of this section, during the period from June 1, 2006 through May 31, 2010, a refiner that is approved by the EPA as a small refiner under § 80.551 may generate credits under paragraph (a) of this section during any compliance period as specified under § 80.599(a)(2) for diesel fuel produced or imported that is designated as NRLM diesel fuel and complies with the provisions of § 80.510(a).

(2) The small refiner must submit a report to the Administrator no later than August 31 after the end of each calculation period during which credits were generated. The report must demonstrate that all the NRLM diesel fuel produced or imported which generated credits met the applicable requirements of paragraphs (a)(1) through (a)(5) of this section. If the Administrator finds that such credits

did not in fact meet the requirements of paragraphs (a)(1) through (a)(5) of this section, as applicable, or if the Administrator determines that there is insufficient information to determine the validity of such credits, the Administrator may deny the credits submitted in whole or in part.

(3) In addition, a foreign refiner that is approved by the Administrator to generate credits under § 80.554 shall comply with the requirements of § 80.620.

(c) *Generation of 500 ppm sulfur NRLM credits from June 1, 2009 through May 31, 2010.* (1) During the period of June 1, 2009 through May 31, 2010, a refiner or importer may generate credits pursuant to the provisions of this section if all of the following conditions are met:

(i) The refiner or importer notifies EPA of its intention to generate credits and the period during which it will generate credits. This notification must be received by EPA at least 120 calendar days prior to the date it begins generating credits under this section.

(ii) Each batch or partial batch of NRLM diesel fuel for which credits are claimed shall be subject to all of the provisions of this subpart for NRLM diesel fuel as if it had been produced after June 1, 2010.

(iii) The number of 500 ppm sulfur NRLM credits in gallons that are generated, C_{500} , shall be a positive number calculated as follows:

$$C_{500} = V_{15} - B_{MV}$$

Where:

V_{15} = The total volume in gallons of 15 ppm diesel fuel produced or imported during the period stated under paragraph (c)(1)(i) of this section that is designated as either motor vehicle diesel fuel or NRLM diesel fuel.

B_{MV} = As determined in § 80.533(d)(2).

(2) 500 ppm sulfur NRLM credits shall be generated and designated as follows:

(i) Credits shall be generated separately for each refiner or importer.

(ii) Credits may not be generated by both a foreign refiner and by an importer for the same diesel fuel.

(iii) Credits shall not be generated under both § 80.531 and this section for the same diesel fuel.

(iv) Any credits generated by a foreign refiner shall be generated as provided in § 80.620(c) and this section.

(3) No credits may be generated under this paragraph (c) after May 31, 2010.

(4) The refiner or importer must submit a report to the Administrator no later than August 31, 2010. The report must demonstrate that all the 15 ppm sulfur NRLM diesel fuel produced or imported which generated credits met

the applicable requirements of paragraphs (c)(1) through (c)(3) of this section. If the Administrator finds that such credits did not in fact meet the requirements of paragraphs (c)(1) through (c)(3) of this section, as applicable, or if the Administrator determines that there is insufficient information to determine the validity of such credits, the Administrator may deny the credits submitted in whole or in part.

(d) *Generation of 500 ppm sulfur NRLM credits by small refiners from June 1, 2009 through December 31, 2013.* (1) Notwithstanding the dates specified in paragraph (c) of this section, during the period from June 1, 2009 through December 31, 2013, a refiner that is approved by the EPA as a small refiner under § 80.551 may generate credits under paragraph (c) of this section during any compliance period as specified under § 80.599(a)(2) for diesel fuel produced or imported that is designated as NR or NRLM diesel fuel and complies with the provisions of § 80.510(b) or (c).

(2) The small refiner must submit a report to the Administrator no later than August 31 after the end of each calculation period during which credits were generated. The report must demonstrate that all the 15 ppm sulfur NR or NRLM diesel fuel produced or imported for which credits were generated met the applicable requirements of paragraphs (c)(1) through (c)(3) of this section. If the Administrator finds that such credits did not in fact meet the requirements of paragraphs (c)(1) through (c)(3) of this section, as applicable, or if the Administrator determines that there is insufficient information to determine the validity of such credits, the Administrator may deny the credits submitted in whole or in part.

(3) In addition, a foreign refiner that is approved by the Administrator to generate credits under § 80.554 shall comply with the requirements of § 80.620.

■ 27. A new § 80.536 is added to read as follows:

§ 80.536 How are NRLM diesel fuel credits used and transferred?

(a) *Credit use stipulations.* Credits generated under § 80.535(a) and (b) may be used to meet the NRLM diesel fuel sulfur standard of § 80.510(a), and credits generated under § 80.535(c) and (d) may be used to meet the NR and NRLM diesel fuel sulfur standard of § 80.510(b) and (c), respectively, provided that:

(1) The credits were generated and reported according to the requirements of this subpart; and

(2) The conditions of this section are met.

(b) *Using credits generated under § 80.535.* Credits generated under § 80.535 may be used by a refiner or an importer to comply with the diesel fuel standards of § 80.510 (a), (b), and (c) by applying one credit for every gallon of diesel fuel that does not comply with the applicable standard.

(c) *Credit banking.* Credits generated may be banked for use at a later time or may be transferred to any other refiner or importer nationwide for use as provided in paragraph (d) of this section.

(d) *Credit transfers.* (1) Credits generated under § 80.535 that are obtained from another refiner or importer may be used to comply with the diesel fuel sulfur standards of § 80.510(a), (b), and (c) if all the following conditions are met:

(i) The credits are used in compliance with the time period limitations for credit use in this subpart;

(ii) Any credit transfer is completed no later than August 31 following the compliance period when the credits are used to comply with a standard under paragraph (a) of this section;

(iii) No credit is transferred more than twice, as follows:

(A) The first transfer by the refiner or importer who generated the credit may only be made to a refiner or importer that intends to use the credit; if the transferee cannot use the credit, it may make a second and final transfer only to a refiner or importer who intends to use the credit; and

(B) In no case may a credit be transferred more than twice before it is used or it expires;

(iv) The credit transferor applies any credits necessary to meet the transferor's annual compliance requirements before transferring credits to any other refinery or importer;

(v) No credits are transferred that would result in the transferor having a negative credit balance; and

(vi) Each transferor supplies to the transferee records indicating the year the credits were generated, the identity of the refiner (and refinery) or importer that generated the credits, and the identity of the transferor, if it is not the same party that generated the credits.

(2) In the case of credits that have been calculated or created improperly, or are otherwise determined to be invalid, the following provisions apply:

(i) Invalid credits cannot be used to achieve compliance with the transferee's volume requirements

regardless of the transferee's good faith belief that the credits were valid.

(ii) The refiner or importer that used the credits, and any transferor of the credits, must adjust its credit records, reports and compliance calculations as necessary to reflect the proper credits.

(iii) Any properly created credits existing in the transferor's credit balance after correcting the credit balance, and after the transferor applies credits as needed to meet the compliance requirements at the end of the calendar year, must first be applied to correct the invalid transfers before the transferor trades or banks the credits.

(e) *General limitation on credit use.* Credits may not be used to achieve compliance with any requirements of this subpart other than the standards of § 80.510(a), (b), and (c), unless specifically approved by the Administrator pursuant to a hardship relief petition under § 80.560 or § 80.561.

(f) *Use of high sulfur NRLM credits.*

(1) High sulfur NRLM credits generated under § 80.535(a) or (b) may be used on a one-for-one basis to meet the NRLM diesel fuel sulfur standard of § 80.510(a) from June 1, 2007 through May 31, 2010. For example, one credit generated by the production or importation of one gallon of NRLM diesel fuel subject to the NRLM diesel fuel sulfur standard of § 80.510 (a) may be used to produce or import one gallon of NRLM diesel fuel that is exempt from the sulfur standard of § 80.510(a) during the period from June 1, 2007 through May 31, 2010.

(2) Any high sulfur NRLM diesel fuel produced after June 1, 2007 through the use of credits must—

(i) Be dyed red under the provisions of § 80.520 at the point of production or importation;

(ii) Be associated with a product transfer document that bears a unique product code as specified in § 80.590; and

(iii) Not be used to sell or deliver diesel fuel into areas specified in § 80.510(g)(1) or (g)(2).

(3) No high sulfur NRLM credits may be used subsequent to the compliance period ending May 31, 2010.

(4) Any high sulfur NRLM credits not used under the provisions of paragraph (f)(1) of this section may be converted into 500 ppm sulfur NRLM credits on a one-for-one basis for use under paragraph (g) of this section.

(g) *Use of 500 ppm sulfur NRLM credits.* (1) 500 ppm sulfur NRLM credits generated under § 80.535(c) or (d) or converted from high sulfur NRLM credits under paragraph (f)(3) of this section may be used on a one-for-one basis to meet the NR or NRLM diesel

fuel sulfur standards of § 80.510(b) or (c) from June 1, 2010 through May 31, 2014. For example, one credit generated by the production or importation of one gallon of NRLM diesel fuel subject to the NRLM diesel fuel sulfur standard of § 80.510 (c) may be used to produce or import one gallon of NR diesel fuel that is subject to the sulfur standard of § 80.510(a) during the period from June 1, 2010 through May 31, 2014.

(2) Any 500 ppm sulfur NR or NRLM diesel fuel produced or imported after June 1, 2010 through the use of these credits must—

(i) Bear a unique product code as specified in § 80.590; and

(ii) Not be used to sell or deliver diesel fuel into areas specified in § 80.510(g)(1) or (g)(2).

(3) No 500 ppm sulfur NRLM credits may be used after May 31, 2014.

■ 28. Section 80.540 is amended by revising paragraphs (b), (d), (e), and (f) to read as follows:

§ 80.540 How may a refiner be approved to produce gasoline under the GPA gasoline sulfur standards in 2007 and 2008?

* * * * *

(b) The refiner must submit an application in accordance with the provisions of §§ 80.595 and 80.596. The application must also include information, as provided in § 80.594(c), demonstrating that starting no later than June 1, 2006, 95 percent of the motor vehicle diesel fuel produced by the refinery for United States use will comply with the 15 ppm sulfur standard under § 80.520(a)(1), and that the volume of motor vehicle diesel fuel produced will comply with the volume requirements of paragraph (e) of this section.

* * * * *

(d) From June 1, 2006 through December 31, 2008, 95 percent of the motor vehicle diesel fuel produced by a refiner that has been approved under paragraph (c) of this section to produce gasoline subject to the GPA gasoline sulfur standards in 2007 and 2008, must be accurately designated under § 80.598 as meeting the 15 ppm sulfur standard of § 80.520(a)(1).

(e) The total volume of motor vehicle diesel fuel produced for use in the United States and designated as meeting the 15 ppm sulfur standard under paragraph (d) of this section must meet or exceed 85 percent of the baseline volume established under paragraph (c) of this section, except that for the first compliance period from June 1, 2006 through June 30, 2007, the total volume must meet or exceed 92 percent of the baseline volume.

(f) Compliance with the volume requirements in paragraph (e) of this section shall be determined each compliance period. Annual compliance periods shall be from July 1 through June 30. For the year 2006, the compliance period shall be from June 1, 2006 through June 30, 2007.

* * * * *

■ 29. Section 80.550 is amended by revising the section heading and paragraphs (a), (b), (c), (d), (e) and (f) to read as follows:

§ 80.550 What is the definition of a motor vehicle diesel fuel small refiner or a NRLM diesel fuel small refiner under this subpart?

(a) A motor vehicle diesel fuel small refiner is defined as any person, as defined by 42 U.S.C. 7602(e), who—

(1) Produces diesel fuel at a refinery by processing crude oil through refinery processing units; and

(2) Employed an average of no more than 1,500 people, based on the average number of employees for all pay periods from January 1, 1999, to January 1, 2000; and

(3) Had an average crude oil capacity less than or equal to 155,000 barrels per calendar day (bpcd) for 1999; or

(4) Has been approved by EPA as a small refiner under § 80.235 and continues to meet the criteria of a small refiner under § 80.225.

(b) A NRLM diesel fuel small refiner is defined as any person, as defined by 42 U.S.C. 7602(e), who—

(1) Produces diesel fuel at a refinery by processing crude oil through refinery processing units;

(2) Employed an average of no more than 1,500 people, based on the average number of employees for all pay periods from January 1, 2002, to January 1, 2003; and

(3) Had an average crude oil capacity less than or equal to 155,000 barrels per calendar day (bpcd) for 2003.

(c) Determine the number of employees and crude oil capacity under paragraphs (a) or (b) of this section, as follows:

(1) The refiner shall include the employees and crude oil capacity of any subsidiary companies, any parent company and subsidiaries of the parent company in which the parent has 50 percent or greater ownership, and any joint venture partners.

(2) For any refiner owned by a governmental entity, the number of employees and total crude oil capacity as specified in paragraph (a) of this section shall include all employees and crude oil production of the government to which the governmental entity is a part.

(3) Any refiner owned and controlled by an Alaska Regional or Village

Corporation organized pursuant to the Alaska Native Claims Settlement Act (43 U.S.C. 1601) is not considered an affiliate of such entity, or with other concerns owned by such entity solely because of their common ownership.

(d)(1) Notwithstanding the provisions of paragraph (a) of this section, a refiner that acquires or reactivates a refinery that was shut down or non-operational between January 1, 1999, and January 1, 2000, may apply for motor vehicle diesel fuel small refiner status in accordance with the provisions of § 80.551(c)(1)(ii).

(2) Notwithstanding the provisions of paragraph (b) of this section, a refiner that acquires or reactivates a refinery that was shutdown or non-operational between January 1, 2002, and January 1, 2003, may apply for NRLM diesel fuel small refiner status in accordance with the provisions of § 80.551(c)(2)(ii).

(e) The following are ineligible for the small refiner provisions:

(1)(i) For motor vehicle diesel fuel, refiners with refineries built or started up after January 1, 2000.

(ii) For NRLM diesel fuel, refiners with refineries built or started up after January 1, 2003.

(2)(i) For motor vehicle diesel fuel, persons who exceed the employee or crude oil capacity criteria under this section on January 1, 2000, but who meet these criteria after that date, regardless of whether the reduction in employees or crude oil capacity is due to operational changes at the refinery or a company sale or reorganization.

(ii) For NRLM diesel fuel, persons who exceed the employee or crude oil capacity criteria under this section on January 1, 2003, but who meet these criteria after that date, regardless of whether the reduction in employees or crude oil capacity is due to operational changes at the refinery or a company sale or reorganization.

(3) Importers.

(4) Refiners who produce motor vehicle diesel fuel or NRLM diesel fuel other than by processing crude oil through refinery processing units.

(f)(1)(i) Refiners who qualify as motor vehicle diesel fuel small refiners under this section and subsequently cease production of diesel fuel from processing crude oil through refinery processing units, or employ more than 1,500 people or exceed the 155,000 bpcd crude oil capacity limit after January 1, 2004 as a result of merger with or acquisition of or by another entity, are disqualified as small refiners, except as provided for under paragraph (f)(4) of this section. If disqualification occurs, the refiner shall notify EPA in

writing no later than 20 days following this disqualifying event.

(ii) Except as provided under paragraph (f)(3) of this section, any refiner whose status changes under this paragraph shall meet the applicable standards of § 80.520 within a period of up to 30 months from the disqualifying event for any of its refineries that were previously subject to the small refiner standards of § 80.552, but no later than the May 31, 2010.

(2)(i) Refiners who qualify as NRLM diesel fuel small refiners under this section and subsequently cease production of diesel fuel from crude oil, or employ more than 1,500 people or exceed the 155,000 bpcd crude oil capacity limit after January 1, 2004 as a result of merger with or acquisition of or by another entity, are disqualified as small refiners, except as provided for under paragraph (f)(4) of this section. If disqualification occurs, the refiner shall notify EPA in writing no later than 20 days following this disqualifying event.

(ii) Except as provided under paragraph (f)(3) of this section, any refiner whose status changes under this paragraph shall meet the applicable standards of § 80.510 within a period of up to 30 months of the disqualifying event for any of its refineries that were previously subject to the small refiner standards of § 80.552, but no later than the dates specified in § 80.554(a) or (b), as applicable.

(3) A refiner may apply to EPA for up to an additional six months to comply with the standards of § 80.510 or § 80.520 if more than 30 months would be required for the necessary engineering, permitting, construction, and start-up work to be completed. Such applications must include detailed technical information supporting the need for additional time. EPA will base a decision to approve additional time on information provided by the refiner and on other relevant information. In no case will EPA extend the compliance date beyond May 31, 2010 for a motor vehicle diesel fuel small refiner or beyond the dates specified in § 80.554(a) or (b), as applicable, for a NRLM diesel fuel small refiner.

(4) Disqualification under paragraphs (f)(1) or (f)(2) of this section shall not apply in the case of a merger between two previously approved small refiners.

(5) During the period of time up to 30 months provided under paragraph (f)(1)(ii) of this section, and any extension provided under paragraph (f)(3) of this section, the refiner may not generate motor vehicle diesel fuel sulfur credits under § 80.531(e). During the period of time up to 30 months provided under paragraph (f)(2)(ii) of

this section, and any extension provided under paragraph (f)(3) of this section, the refiner may not generate NRLM diesel fuel sulfur credits under § 80.535(b) or (d).

* * * * *

■ 30. Section 80.551 is revised to read as follows:

§ 80.551 How does a refiner obtain approval as a small refiner under this subpart?

(a)(1)(i) Applications for motor vehicle diesel fuel small refiner status must be submitted to EPA by December 31, 2001.

(ii) Applications for NRLM diesel fuel small refiner status must be submitted to EPA by December 31, 2004.

(2)(i) In the case of a refiner who acquires or reactivates a refinery that was shutdown or non-operational between January 1, 1999, and January 1, 2000, the application for motor vehicle diesel fuel small refiner status must be submitted to EPA by June 1, 2003.

(ii) In the case of a refiner who acquires or reactivates a refinery that was shutdown or non-operational between January 1, 2002, and January 1, 2003, the application for NRLM diesel fuel small refiner status must be submitted to EPA by June 1, 2006.

(b) Applications for small refiner status must be sent via certified mail with return receipt or express mail with return receipt to: U.S. EPA—Attn: Diesel Small Refiner Status (6406J), 1200 Pennsylvania Avenue, NW., Washington, DC 20460 (certified mail/return receipt) or Attn: Diesel Small Refiner Status, Transportation and Regional Programs Division, 1310 L Street, NW., 6th floor, Washington, DC 20005 (express mail/return receipt).

(c) The small refiner status application must contain the following information for the company seeking small refiner status, plus any subsidiary companies, any parent company and subsidiaries of the parent company in which the parent has 50 percent or greater ownership, and any joint venture partners:

(1) For motor vehicle diesel fuel small refiners—

(i) A listing of the name and address of each location where any employee worked during the 12 months preceding January 1, 2000; the average number of employees at each location based upon the number of employees for each pay period for the 12 months preceding January 1, 2000; and the type of business activities carried out at each location; or

(ii) In the case of a refiner who acquires or reactivates a refinery that was shutdown or non-operational

between January 1, 1999, and January 1, 2000, a listing of the name and address of each location where any employee of the refiner worked since the refiner acquired or reactivated the refinery; the average number of employees at any such acquired or reactivated refinery during each calendar year since the refiner acquired or reactivated the refinery; and the type of business activities carried out at each location.

(2) For NRLM diesel fuel small refiners—

(i) A listing of the name and address of each location where any employee worked during the 12 months preceding January 1, 2003; the average number of employees at each location based upon the number of employees for each pay period for the 12 months preceding January 1, 2003; and the type of business activities carried out at each location; or

(ii) In the case of a refiner who acquires or reactivates a refinery that was shutdown or non-operational between January 1, 2002, and January 1, 2003, a listing of the name and address of each location where any employee of the refiner worked since the refiner acquired or reactivated the refinery; the average number of employees at any such acquired or reactivated refinery during each calendar year since the refiner acquired or reactivated the refinery; and the type of business activities carried out at each location.

(3) The total corporate crude oil capacity of each refinery as reported to the Energy Information Administration (EIA) of the U.S. Department of Energy (DOE) for the most recent 12 months of operation. The information submitted to EIA is presumed to be correct. In cases where a company disagrees with this information, the company may petition EPA with appropriate data to correct the record when the company submits its application for small refiner status. EPA may accept such alternate data at its discretion.

(4) For motor vehicle diesel fuel, an indication of whether the refiner, for each refinery, is applying for—

(i) The ability to produce motor vehicle diesel fuel subject to the 500 ppm sulfur standard under § 80.520(c) or generate credits under § 80.531, pursuant to the provisions of § 80.552(a) or (b); or

(ii) An extension of the duration of its small refiner gasoline sulfur standard under § 80.553, pursuant to the provisions of § 80.552(c).

(5) For NRLM diesel fuel, an indication of whether the refiner, for each refinery, is applying for—

(i) The ability to delay compliance under § 80.554(a) or (b), or to generate

NRLM diesel sulfur credits under § 80.535(b) or (d), pursuant to the provisions of § 80.554(c); or

(ii) An adjustment to its small refiner gasoline sulfur standards under § 80.240(a), pursuant to the provisions of § 80.554(d).

(6) A letter signed by the president, chief operating or chief executive officer of the company, or his/her designee, stating that the information contained in the application is true to the best of his/her knowledge.

(7) Name, address, phone number, facsimile number and e-mail address (if available) of a corporate contact person.

(d) For joint ventures, the total number of employees includes the combined employee count of all corporate entities in the venture.

(e) For government-owned refiners, the total employee count includes all government employees.

(f) Approval of small refiner status for refiners who apply under § 80.550(e) will be based on all information submitted under paragraph (c) of this section, except as provided in § 80.550(e).

(g) EPA will notify a refiner of approval or disapproval of small refiner status by letter. If disapproved, the refiner must comply with the sulfur standards in § 80.510 or 80.520, as appropriate, except as otherwise provided in this subpart.

(h) If EPA finds that a refiner provided false or inaccurate information on its application for small refiner status, upon notice from EPA the refiner's small refiner status will be void *ab initio*.

(i) Upon notification to EPA, an approved small refiner may withdraw its status as a small refiner. Effective on January 1 of the year following such notification, the small refiner will become subject to the sulfur standards in § 80.510 or 80.520, as appropriate, unless one of the other hardship provisions of this subpart apply.

■ 31. Section 80.552 is amended by revising the section heading and paragraphs (a), (b), (c), and (e) to read as follows:

§ 80.552 What compliance options are available to motor vehicle diesel fuel small refiners?

(a) A refiner that has been approved by EPA as a motor vehicle diesel fuel small refiner under § 80.551(g) may produce motor vehicle diesel fuel subject to the 500 ppm sulfur standard pursuant to the provisions of § 80.530, except that the volume limits of § 80.530(a)(3) shall only apply to that volume of diesel fuel that is produced or imported during an annual

compliance period that exceeds 105 percent of the baseline volume established under § 80.595 (V_{500}). The annual compliance period shall be from July 1 through June 30. For the year 2006, the compliance period shall be from June 1, 2006 through June 30, 2007, and the volume limits shall only apply to that volume V_{500} that exceeds 113 percent of the baseline volume.

(b) A refiner that has been approved by EPA as a motor vehicle diesel fuel small refiner under § 80.551(g) may generate motor vehicle diesel fuel credits pursuant to the provisions of § 80.531, except that for purposes of § 80.531(a), the term "Credit" shall equal V_{15} , without further adjustment.

(c) A refiner that has been approved by EPA as a motor vehicle diesel fuel small refiner under § 80.551(g) may apply for an extension of the duration of its small refiner gasoline sulfur standards pursuant to § 80.553.

* * * * *

(e) The provisions of this section shall apply separately for each refinery owned or operated by a motor vehicle diesel fuel small refiner.

■ 32. Section 80.553 is amended by revising paragraphs (d), (e), (f), and (k) to read as follows:

§ 80.553 Under what conditions may the small refiner gasoline sulfur standards be extended for a small refiner of motor vehicle diesel fuel?

* * * * *

(d) Beginning June 1, 2006, and continuing through December 31, 2010, all motor vehicle diesel fuel produced by a refiner that has received an extension of its small refiner gasoline sulfur standards under this section must be accurately designated under § 80.598 as meeting the 15 ppm sulfur content standard under § 80.520(a)(1).

(e) The total volume of motor vehicle diesel fuel produced for use in the United States and designated as meeting the 15 ppm sulfur content standard under paragraph (d) of this section must meet or exceed 85 percent of the baseline volume established under paragraph (c) of this section, except that for the first compliance period from June 1, 2006 through June 30, 2007, the total volume must meet or exceed 92 percent of the baseline volume.

(f) Compliance with the volume requirements in paragraph (e) of this section shall be determined each compliance period. Annual compliance periods shall be from July 1 through June 30. For the year 2006, the compliance period shall be from June 1, 2006 through June 30, 2007 and for the year 2009 the compliance period shall

be from July 1, 2009 through May 31, 2010.

* * * * *

(k) A refiner may petition the Administrator to vacate an extension of the small refiner gasoline sulfur content standards. EPA may grant such a petition, effective July 1 of the compliance period following receipt of such petition (or effective June 1, 2006, if applicable). Upon such effective date, all gasoline produced by the refiner must meet the gasoline sulfur content standards under subpart H of this part as if there had been no extension of the small refiner gasoline sulfur content standards under this section. Upon such effective date, the refiner shall not be subject to the requirements of this section.

* * * * *

■ 33. A new § 80.554 is added to read as follows:

§ 80.554 What compliance options are available to NRLM diesel fuel small refiners?

(a) *Option 1:* A refiner that has been approved by EPA as a NRLM diesel fuel small refiner under § 80.551(g) may produce NRLM diesel fuel from crude oil from June 1, 2007 through May 31, 2010, that is exempt from the standards under § 80.510(a), but only for a refinery located outside the areas specified under § 80.510(g)(1).

(1) The volume of NRLM diesel fuel that is exempt from § 80.510(a) must be less than or equal to 105 percent of B_{NRLM} as defined under § 80.533, less any volume of heating oil produced.

(2) Any volume of NRLM diesel fuel in excess of the volume allowed under (a)(1) of this section will be subject to the 500 ppm sulfur standard under § 80.510(a).

(3) High-sulfur NRLM produced under this paragraph must—

(i) Be dyed red pursuant to the provisions of § 80.520 at the point of production or importation;

(ii) Be associated with a product transfer document that bears a unique product code as specified under § 80.590; and

(iii) Not be delivered into areas specified under § 80.510(g)(1).

(4) From June 1, 2007 through May 31, 2010, a refiner that has been approved by EPA as a NRLM diesel fuel small refiner under § 80.551(g) may produce at a refinery located in 80.510(g)(2) NRLM diesel fuel that is exempt from the standards under § 80.510(a) only if the refiner first obtains approval from the Administrator for a compliance plan. The compliance plan must detail how the refiner will segregate any fuel produced that does

not meet the standards under § 80.510(a) from the refinery through to the ultimate consumer from fuel having any other designations and from fuel produced by any other refiner. The compliance plan must also identify all ultimate consumers to whom the refiner supplies the fuel that does not meet the standards under § 80.510(a).

(b) *Option 2:* A refiner that has been approved by EPA as a NRLM diesel fuel small refiner under § 80.551(g) may produce NR diesel fuel from crude oil from June 1, 2010, through May 31, 2014, and NRLM diesel fuel from crude oil from June 1, 2012 through May 31, 2014 that is subject to the standards under § 80.510(a), but only for a refinery located outside the areas specified under § 80.510(g)(1).

(1) The volume of NR diesel fuel that may be subject to the 500 ppm sulfur standard from June 1, 2010 through June 30, 2011 must be less than or equal to 113 percent of B_{NRLM} , and from July 1, 2011 through May 31, 2012 must be less than or equal to 96 percent of B_{NRLM} , as defined under § 80.533, less any volume of locomotive and marine diesel fuel produced.

(2) The volume of NRLM diesel fuel that may be subject to the 500 ppm sulfur standard from June 1, 2012 through June 30, 2013 must be less than or equal to 113 percent of B_{NRLM} , and from July 1, 2013 through May 31, 2014 must be less than or equal to 96 percent of B_{NRLM} , as defined under § 80.533.

(3) NRLM diesel fuel produced in excess of the volume allowed under paragraph (b)(1) of this section will be subject to the standards under § 80.510(b) and (c).

(4) 500 ppm sulfur NRLM diesel fuel produced under this paragraph must—

(i) Bear a unique product code as specified under § 80.590; and

(ii) Not be sold or delivered into areas specified under § 80.510(g)(1).

(5) From June 1, 2010 through May 31, 2012, for NR diesel fuel, and from June 1, 2012 through May 31, 2014 for NRLM diesel fuel, a refiner that has been approved by EPA as a NRLM diesel fuel small refiner under § 80.551(g) may produce, at a refinery located in Alaska, NR and NRLM diesel fuel, as applicable, from crude oil that is subject to the standards of § 80.510(a), only if the refiner first obtains approval from the Administrator for a compliance plan. The compliance plan must detail how the refiner will segregate any fuel produced subject to the standards under § 80.510(a) from the refinery through to the ultimate consumer from fuel having any other designations and from fuel produced by any other refiner. The compliance plan must also identify all

ultimate consumers to whom the refiner supplies the fuel that does not meet the standards under § 80.510(a).

(c) *Option 3:* A refiner that has been approved by EPA as a NRLM diesel fuel small refiner under § 80.551(g) may generate diesel fuel credits under the provisions of § 80.535(b) and (d), except as provided in paragraph (d)(1) of this section.

(d) *Option 4:* (1) In lieu of Options 1, 2, and 3 of this section, a refiner that has been approved by EPA as a NRLM diesel fuel small refiner under § 80.551(g) may choose to adjust its small refiner gasoline sulfur standards, subject to the following conditions:

(i) From June 1, 2006 until the expiration of the refiner's small refiner gasoline sulfur standards (through December 31, 2007 or 2010) 95 percent of the NRLM diesel fuel produced by the refiner must be accurately designated under § 80.598(a) as meeting the 15 ppm sulfur standard of § 80.510(b).

(ii) The refiner must produce NRLM diesel fuel each year or partial year under paragraph (d)(1)(i) of this section at a volume that is equal to or greater than 85 percent of B_{NRLM} , as defined in § 80.533, calculated on an annual basis.

(2)(i) For a refiner meeting the conditions of paragraph (d)(1) of this section, beginning January 1, 2004, the applicable small refiner's annual average and per-gallon cap gasoline sulfur standards will be the standards of § 80.240(a) increased by a factor of 1.20 for the duration of the refiner's small refiner gasoline sulfur standards under § 80.240(a) or § 80.553 (*i.e.*, through calendar years 2007 or 2010).

(ii) In no case may the per-gallon cap exceed 450 ppm.

(3)(i) If the refiner fails to produce the necessary volume of 15 ppm sulfur NRLM diesel fuel by June 1, 2006 and every year thereafter through the deadlines specified under paragraph (d)(1)(i) of this section, the refiner must report this in its annual report under § 80.604, and the adjustment of gasoline sulfur standards under paragraph (d)(2)(i) of this section will be considered void as of January 1, 2004.

(ii) If such a refiner had produced gasoline above its interim gasoline sulfur standard of § 80.240(a) prior to June 1, 2006, such fuel will not be considered in violation of the small refiner standards under § 80.240(a), provided the refiner obtains and uses a quantity of gasoline sulfur credits equal to the volume of gasoline exceeding the small refiner standards multiplied by the number of parts per million by which the gasoline exceeded the small refiner standards.

(e) *Multiple refineries.* The provisions of this section shall apply separately for each refinery owned or operated by a NRLM diesel fuel small refiner.

(f) *Other provisions.* From June 1, 2007 through May 31, 2010, a refiner who is an approved motor vehicle diesel fuel small refiner under § 80.550(a) but does not qualify as a NRLM diesel fuel small refiner under § 80.550(b) may produce NRLM diesel fuel that is exempt from the per-gallon sulfur standard and the cetane or aromatics standard of § 80.510(a). This exemption does not apply to diesel fuel sold or intended for sale in the areas listed in § 80.510(g)(1) or (g)(2). From June 1, 2010 through May 31, 2012, NR and LM diesel fuel produced by such refineries is subject to the standards under § 80.510(b) and beginning June 1, 2012, all NRLM diesel fuel is subject to the standards under § 80.510(c).

■ 34. A new § 80.555 is added to read as follows:

§ 80.555 What provisions are available to a large refiner that acquires a small refiner or one or more of its refineries?

(a) In the case of a refiner without approved small refiner status who acquires a refinery from a refiner with approved status as a motor vehicle diesel fuel small refiner or a NRLM diesel fuel small refiner under § 80.551(g), the applicable small refiner provisions of §§ 80.552 and 80.554 may apply to the acquired refinery for a period of up to 30 months from the date of acquisition of the refinery. In no case shall this period extend beyond May 31, 2010 for a refinery acquired from a motor vehicle diesel fuel small refiner or beyond the dates specified in § 80.554(a) or (b), as applicable, for a refinery acquired from a NRLM diesel fuel small refiner.

(b) A refiner may apply to EPA for up to an additional six months to comply with the standards of § 80.510 or 80.520 for the acquired refinery if more than 30 months would be required for the necessary engineering, permitting, construction, and start-up work to be completed. Such applications must include detailed technical information supporting the need for additional time. EPA will base a decision to approve additional time on information provided by the refiner and on other relevant information. In no case will EPA extend the compliance date beyond May 31, 2010 for a refinery acquired from a motor vehicle diesel fuel small refiner or beyond the dates specified in § 80.554(a) or (b), as applicable, for a refinery acquired from a NRLM diesel fuel small refiner.

(c) Refiners who acquire a refinery from a refiner with approved status as a motor vehicle diesel fuel small refiner or a NRLM diesel fuel small refiner under § 80.551(g), shall notify EPA in writing no later than 20 days following the acquisition.

■ 35. Section 80.560 is amended by revising paragraphs (a), (b), (d), (e), (h), (i), (k), and (l) to read as follows:

§ 80.560 How can a refiner seek temporary relief from the requirements of this subpart in case of extreme hardship circumstances?

(a) EPA may, at its discretion, grant a refiner of crude oil that processes crude oil through refinery processing units, for one or more of its refineries, temporary relief from some or all of the provisions of this subpart. Such relief shall be no less stringent than the small refiner compliance options specified in § 80.552 for motor vehicle diesel fuel and § 80.554 for NRLM diesel fuel. EPA may grant such relief provided that the refiner demonstrates that—

(1) Unusual circumstances exist that impose extreme hardship and significantly affect the refiner's ability to comply by the applicable date; and

(2) It has made best efforts to comply with the requirements of this subpart.

(b)(1) For motor vehicle diesel fuel, applications must be submitted to EPA by June 1, 2002 to the following address: U.S. EPA—Attn: Diesel Hardship, Transportation and Regional Programs Division (6406J), 1200 Pennsylvania Avenue, NW., Washington, DC 20460 (certified mail/return receipt) or Attn: Diesel Hardship, Transportation and Regional Programs Division, 1310 L Street, NW., 6th floor, Washington, DC 20005 (express mail/return receipt). EPA reserves the right to deny applications for appropriate reasons, including unacceptable environmental impact. Approval to distribute motor vehicle diesel fuel not subject to the 15 ppm sulfur standard may be granted for such time period as EPA determines is appropriate, but shall not extend beyond May 31, 2010.

(2) For NRLM diesel fuel, applications must be submitted to EPA by June 1, 2005 to the following address: U.S. EPA—Attn: Diesel Hardship, Transportation and Regional Programs Division (6406J), 1200 Pennsylvania Avenue, NW., Washington, DC 20460 (certified mail/return receipt) or Attn: Diesel Hardship, Transportation and Regional Programs Division, 1310 L Street, NW., 6th floor, Washington, DC 20005 (express mail/return receipt). EPA reserves the right to deny applications for appropriate reasons, including unacceptable environmental

impact. Approval to distribute NRLM diesel fuel not subject to the 500 ppm sulfur standard may be granted for such time period as EPA determines is appropriate, but shall not extend beyond May 31, 2010 for NR diesel fuel and May 31, 2012 for NRLM diesel fuel. Approval to distribute NRLM diesel fuel not subject to the 15 ppm sulfur standard may be granted for such time period as EPA determines is appropriate, but shall not extend beyond May 31, 2014.

* * * * *

(d) Applicants must provide, at a minimum, the following information:

(1) Detailed description of efforts to obtain capital for refinery investments and efforts made to obtain credits for compliance under § 80.531 for motor vehicle diesel fuel or §§ 80.535 through 80.536 for NRLM diesel fuel;

(2) Bond rating of entity that owns the refinery (in the case of joint ventures, include the bond rating of the joint venture entity and the bond ratings of all partners; in the case of corporations, include the bond ratings of any parent or subsidiary corporations); and

(3) Estimated capital investment needed to comply with the requirements of this subpart by the applicable date.

(e) In addition to the application requirements of paragraph (b) through (d) of this section, a refiner's application for temporary relief under this paragraph (e) must also include a compliance plan. Such compliance plan shall demonstrate how the refiner will engage in a quality assurance testing program, where appropriate, to ensure that the following conditions are met:

(1)(i) Its motor vehicle diesel fuel subject solely to the sulfur standards under § 80.520(c) has not caused motor vehicle diesel fuel subject to the 15 ppm sulfur standard § 80.520(a)(1) to fail to comply with that standard; or

(ii) Its NRLM diesel fuel subject solely to the 500 ppm sulfur standard under § 80.510(a) has not caused NRLM diesel fuel subject to the 15 ppm sulfur standard under § 80.510(b) or (c) to fail to comply with that standard.

(2) The quality assurance program must at least include periodic sampling and testing at the party's own facilities and at downstream facilities in the refiner's or importer's diesel fuel distribution system, to determine compliance with the applicable sulfur standards for both categories of motor vehicle diesel fuel; examination at the party's own facilities and at applicable downstream facilities, of product transfer documents to confirm appropriate transfers and deliveries of both products; and inspection of retailer

and wholesale purchaser-consumer pump stands for the presence of the labels and warning signs required under this section. Any violations that are discovered shall be reported to EPA within 48 hours of discovery.

* * * * *

(h) Refiners who are granted a hardship relief standard for any refinery and importers of fuel subject to temporary foreign refiner relief standards, must comply with the requirements of § 80.561(f).

(i) EPA may impose any reasonable conditions on waivers under this section, including limitations on the refinery's volume of motor vehicle diesel fuel and NRLM diesel fuel subject to temporary refiner relief standards.

* * * * *

(k) The individual refinery sulfur standard and the compliance plan will be approved or disapproved by the Administrator, and approval will be effective when the refiner receives an approval letter from EPA. Unless approved, the refiner or, where applicable, the importer must comply with the motor vehicle diesel fuel standard under § 80.520(a)(1) by the appropriate compliance date specified in § 80.500 or the NRLM diesel fuel standards and compliance dates under § 80.510(a), (b), and (c) as applicable.

(l) If EPA finds that a refiner provided false or inaccurate information on its application for hardship relief, EPA's approval of the refiners application will be void *ab initio*.

■ 36. Section 80.561 is amended by revising the introductory text and paragraphs (c), (d), and (f) to read as follows:

§ 80.561 How can a refiner or importer seek temporary relief from the requirements of this subpart in case of extreme unforeseen circumstances?

In appropriate extreme, unusual, and unforeseen circumstances (for example, natural disaster or refinery fire) which are clearly outside the control of the refiner or importer and which could not have been avoided by the exercise of prudence, diligence, and due care, EPA may permit a refiner or importer, for a brief period, to distribute motor vehicle diesel fuel or NRLM diesel fuel which does not meet the requirements of this subpart if:

* * * * *

(c) The refiner or importer can show how the requirements for motor vehicle diesel fuel or NRLM diesel fuel will be expeditiously achieved;

(d) The refiner or importer agrees to make up any air quality detriment associated with the nonconforming

motor vehicle diesel fuel or NRLM diesel fuel, where practicable;

* * * * *

(f)(1) In the case of motor vehicle diesel fuel distributed under this section that does not meet the 15 ppm sulfur standard under § 80.520(a)(1), such diesel fuel shall not be distributed for use in model year 2007 or later motor vehicles, and must meet all the requirements and prohibitions of this subpart applicable to diesel fuel meeting the sulfur standard under § 80.520(c), or to diesel fuel that is not motor vehicle diesel fuel, as applicable.

(2) In the case of NRLM diesel fuel distributed under this section from June 1, 2007 through May 31, 2010 that does not meet the 500 ppm sulfur standard under § 80.510(a), such diesel fuel must meet the requirements and prohibitions applicable to high sulfur NRLM credit fuel under § 80.536(f)(1)(i) and (ii).

(3) In the case of NR diesel fuel distributed under this section after May 31, 2010 that does not meet the 15 ppm sulfur standard under § 80.510(b), such diesel fuel shall not be distributed for use in model year 2011 or later nonroad engines, and must meet all the requirements and prohibitions of this subpart applicable to diesel fuel meeting the sulfur standard under § 80.510(a) for NRLM diesel fuel.

(4) In the case of NRLM diesel fuel distributed under this section after May 31, 2012 that does not meet the 15 ppm sulfur standard under § 80.510(c), such diesel fuel shall not be distributed for use in model year 2011 or later nonroad engines, and must meet all the requirements and prohibitions of this subpart applicable to diesel fuel meeting the sulfur standard under § 80.510(a) for NRLM diesel fuel.

■ 37. Section 80.570 is revised to read as follows:

§ 80.570 What labeling requirements apply to retailers and wholesale purchaser-consumers of diesel fuel beginning June 1, 2006?

(a) From June 1, 2006 through May 31, 2010, any retailer or wholesale purchaser-consumer who sells, dispenses, or offers for sale or dispensing, motor vehicle diesel fuel subject to the 15 ppm sulfur standard of § 80.520(a)(1), must affix the following conspicuous and legible label, in block letters of no less than 24-point bold type, and printed in a color contrasting with the background, to each pump stand:

ULTRA-LOW SULFUR HIGHWAY DIESEL FUEL (15 ppm Sulfur Maximum)

Required for use in all model year 2007 and later highway diesel vehicles and engines.

Recommended for use in all diesel vehicles and engines.

(b) From June 1, 2006 through September 30, 2010, any retailer or wholesale purchaser-consumer who sells, dispenses, or offers for sale or dispensing, motor vehicle diesel fuel subject to the 500 ppm sulfur standard of § 80.520(c), must prominently and conspicuously display in the immediate area of each pump stand from which motor vehicle fuel subject to the 500 ppm sulfur standard is offered for sale or dispensing, the following legible label, in block letters of no less than 24-point bold type, printed in a color contrasting with the background:

LOW SULFUR HIGHWAY DIESEL FUEL (500 ppm Sulfur Maximum)

WARNING

Federal law *prohibits* use in model year 2007 and later highway vehicles and engines. Its use may damage these vehicles and engines.

(c) From June 1, 2006 through May 31, 2007, any retailer or wholesale purchaser-consumer who sells, dispenses, or offers for sale or dispensing, diesel fuel for non-motor vehicle equipment that does not meet the standards for motor vehicle diesel fuel, must affix the following conspicuous and legible label, in block letters of no less than 24-point bold type, and printed in a color contrasting with the background, to each pump stand:

NON-HIGHWAY DIESEL FUEL (May Exceed 500 ppm Sulfur)

WARNING

Federal law *prohibits* use in highway vehicles or engines.

Its use may damage these vehicles and engines.

(d) The labels required by paragraphs (a) through (c) of this section must be placed on the vertical surface of each pump housing and on each side that has gallon and price meters. The labels shall be on the upper two-thirds of the pump, in a location where they are clearly visible.

(e) Alternative labels to those specified in paragraphs (a) through (c) of this section may be used as approved by the Administrator.

■ 38. A new § 80.571 is added to read as follows:

§ 80.571 What labeling requirements apply to retailers and wholesale purchaser-consumers of NRLM diesel fuel or heating oil beginning June 1, 2007?

Any retailer or wholesale purchaser-consumer who sells, dispenses, or offers for sale or dispensing nonroad, locomotive or marine (NRLM) diesel

fuel (including nonroad (NR) and locomotive or marine (LM)), or heating oil, must prominently and conspicuously display in the immediate area of each pump stand from which non-highway diesel fuel is offered for sale or dispensing, one of the following legible labels, as applicable, in block letters of no less than 24-point bold type, printed in a color contrasting with the background:

(a) From June 1, 2007 through May 31, 2010, for pumps dispensing NRLM diesel fuel meeting the 15 ppm sulfur standard of § 80.510(b):

ULTRA-LOW SULFUR NON-HIGHWAY DIESEL FUEL (15 ppm Sulfur Maximum)

Required for use in all model year 2011 and newer nonroad diesel engines.

Recommended for use in all nonroad, locomotive, and marine diesel engines.

WARNING

Federal Law *prohibits* use in highway vehicles or engines.

(b) From June 1, 2007 through May 31, 2010, for pumps dispensing NRLM diesel fuel meeting the 500 ppm sulfur standard of § 80.510(a):

LOW SULFUR NON-HIGHWAY DIESEL FUEL (500 ppm Sulfur Maximum)

WARNING

Federal Law *prohibits* use in highway vehicles or engines.

(c) From June 1, 2007 through September 30, 2010, for pumps dispensing NRLM diesel fuel not meeting, or not offered as meeting, the 500 ppm sulfur standard of § 80.510(a) or the 15 ppm sulfur standard of § 80.510(b):

HIGH SULFUR NON-HIGHWAY DIESEL FUEL (May Exceed 500 ppm Sulfur)

WARNING

Federal law *prohibits* use in highway vehicles or engines.

May damage nonroad diesel engines required to use low-sulfur or ultra-low sulfur diesel fuel.

(d) From June 1, 2007 and beyond, for pumps dispensing non-motor vehicle diesel fuel for use other than in nonroad, locomotive or marine engines, such as for use in stationary diesel engines or as heating oil:

HEATING OIL (May Exceed 500 ppm Sulfur)

WARNING

Federal law *prohibits* use in highway vehicles or engines, or in nonroad, locomotive, or marine diesel engines.

Its use may damage these diesel engines.

(e) The labels required by paragraphs (a) through (d) of this section must be placed on the vertical surface of each pump housing and on each side that has

gallon and price meters. The labels shall be on the upper two-thirds of the pump, in a location where they are clearly visible.

(f) Alternative labels to those specified in paragraphs (a) through (d) of this section may be used as approved by the Administrator.

■ 39. A new § 80.572 is added to read as follows:

§ 80.572 What labeling requirements apply to retailers and wholesale purchaser-consumers of NR and NRLM diesel fuel and heating oil beginning June 1, 2010?

Any retailer or wholesale purchaser-consumer who sells, dispenses, or offers for sale or dispensing nonroad, locomotive or marine (NRLM) diesel fuel (including nonroad (NR) and locomotive or marine (LM)), or heating oil, must prominently and conspicuously display in the immediate area of each pump stand from which non-highway diesel fuel is offered for sale or dispensing, one of the following legible labels, as applicable, in block letters of no less than 24-point bold type, printed in a color contrasting with the background:

(a) From June 1, 2010 and beyond, any retailer or wholesale purchaser-consumer who sells, dispenses, or offers for sale or dispensing, motor vehicle diesel fuel subject to the 15 ppm sulfur standard of § 80.520(a)(1), must affix the following conspicuous and legible label, in block letters of no less than 24-point bold type, and printed in a color contrasting with the background, to each pump stand:

ULTRA-LOW SULFUR HIGHWAY DIESEL FUEL (15 ppm Sulfur Maximum)

Required for use in all highway diesel vehicles and engines.

Recommended for use in all diesel vehicles and engines.

(b) From June 1, 2010 through May 31, 2012, for pumps dispensing NR diesel fuel subject to the 15 ppm sulfur standard of § 80.510(b):

ULTRA-LOW SULFUR NON-HIGHWAY DIESEL FUEL (15 ppm Sulfur Maximum)

Required for use in all model year 2011 and later nonroad diesel engines.

Recommended for use in all other non-highway diesel engines.

WARNING

Federal law *prohibits* use in highway vehicles or engines.

(c) From June 1, 2010 through September 30, 2014, for pumps dispensing NRLM diesel fuel subject to the 500 ppm sulfur standard of § 80.510(a):

LOW SULFUR NON-HIGHWAY DIESEL FUEL (500 ppm Sulfur Maximum)

WARNING

Federal law *prohibits* use in all model year 2011 and newer nonroad engines.

May damage model year 2011 and newer nonroad engines.

Federal law *prohibits* use in highway vehicles or engines.

(d) From June 1, 2010 through September 30, 2012, for pumps dispensing LM diesel fuel subject to the 500 ppm sulfur standard of § 80.510(a):

LOW SULFUR LOCOMOTIVE AND MARINE DIESEL FUEL (500 ppm Sulfur Maximum)

WARNING

Federal law *prohibits* use in nonroad engines or in highway vehicles or engines.

(e) The labels required by paragraphs (a) through (d) of this section must be placed on the vertical surface of each pump housing and on each side that has gallon and price meters. The labels shall be on the upper two-thirds of the pump, in a location where they are clearly visible.

(f) Alternative labels to those specified in paragraphs (a) through (d) of this section may be used as approved by the Administrator.

■ 40. A new § 80.573 is added to read as follows:

§ 80.573 What labeling requirements apply to retailers and wholesale purchaser-consumers of NRLM diesel fuel and heating oil beginning June 1, 2012?

Any retailer or wholesale purchaser-consumer who sells, dispenses, or offers for sale or dispensing nonroad, locomotive or marine (NRLM) diesel fuel (including nonroad (NR) and locomotive or marine (LM)), or heating oil, must prominently and conspicuously display in the immediate area of each pump stand from which non-highway diesel fuel is offered for sale or dispensing, one of the following legible labels, as applicable, in block letters of no less than 24-point bold type, printed in a color contrasting with the background:

(a) From June 1, 2012 through May 31, 2014, for pumps dispensing NRLM diesel fuel subject to the 15 ppm sulfur standard of § 80.510(c):

ULTRA-LOW SULFUR NON-HIGHWAY DIESEL FUEL (15 ppm Sulfur Maximum)

Required for use in all model year 2011 and later nonroad diesel engines.

Recommended for use in all other non-highway diesel engines.

WARNING

Federal law *prohibits* use in highway vehicles or engines.

(b) The labels required by paragraph (a) of this section must be placed on the vertical surface of each pump housing and on each side that has gallon and price meters. The labels shall be on the upper two-thirds of the pump, in a location where they are clearly visible.

(c) Alternative labels to those specified in paragraph (a) of this section may be used as approved by the Administrator.

■ 41. A new § 80.574 is added to read as follows:

§ 80.574 What labeling requirements apply to retailers and wholesale purchaser-consumers of NRLM diesel fuel, or heating oil beginning June 1, 2014?

Any retailer or wholesale purchaser-consumer who sells, dispenses, or offers for sale or dispensing nonroad, locomotive or marine (NRLM) diesel fuel (including nonroad (NR) and locomotive or marine (LM)), or heating oil, must prominently and conspicuously display in the immediate area of each pump stand from which non-highway diesel fuel is offered for sale or dispensing, one of the following legible labels, as applicable, in block letters of no less than 24-point bold type, printed in a color contrasting with the background:

(a) From June 1, 2014 and beyond, for pumps dispensing NRLM diesel fuel subject to the 15 ppm sulfur standard of § 80.510(c):

ULTRA-LOW SULFUR NON-HIGHWAY DIESEL FUEL (15 ppm Sulfur Maximum)

Required for use in all nonroad diesel engines.

Recommended for use in all locomotive and marine diesel engines.

WARNING

Federal law *prohibits* use in highway vehicles or engines.

(b) From June 1, 2014 and beyond, for pumps dispensing LM diesel fuel subject to the 500 ppm sulfur standard of § 80.510(a):

LOW SULFUR LOCOMOTIVE OR MARINE DIESEL FUEL (500 ppm Sulfur Maximum)

WARNING

Federal law *prohibits* use in nonroad engines or in highway vehicles or engines.

Its use may damage these engines.

(c) The labels required by paragraphs (a) and (b) of this section must be placed on the vertical surface of each pump housing and on each side that has gallon and price meters. The labels shall be on the upper two-thirds of the pump, in a location where they are clearly visible.

(d) Alternative labels to those specified in paragraphs (a) and (b) of this section may be used as approved by the Administrator.

■ 42. Section 80.580 is revised to read as follows:

§ 80.580 What are the sampling and testing methods for sulfur?

The sulfur content of diesel fuel and diesel fuel additives is to be determined in accordance with this section.

(a) *Sampling method.* The applicable sampling methodology is provided in § 80.330(b).

(b) *Test method for sulfur.* (1) Until December 27, 2004, for motor vehicle diesel fuel and diesel fuel additives subject to the 15 ppm sulfur standard of § 80.520(a)(1), sulfur content may be determined using ASTM D 6428–99.

(2) For motor vehicle diesel fuel and diesel fuel additives subject to the 500 ppm sulfur standard of § 80.520(c), and NRLM diesel fuel subject to the 500 ppm sulfur standard of § 80.510(a)(1), sulfur content may be determined using ASTM D 2622–03.

(3) Beginning August 30, 2004, for motor vehicle diesel fuel and diesel fuel additives subject to the 15 ppm sulfur standard of § 80.520(a)(1), sulfur content may be determined using any test method approved under § 80.585.

(4) Beginning August 30, 2004, for NRLM diesel fuel and diesel fuel additives subject to the 15 ppm standard of § 80.510(b), sulfur content may be determined using any test method approved under § 80.585.

(c) *Alternative test methods for sulfur.* (1) Until December 27, 2004, for motor vehicle diesel fuel and diesel fuel additives subject to the 15 ppm standard of § 80.520(a)(1), sulfur content may be determined using ASTM D 5453–03a or ASTM D 3120–03a, provided that the refiner or importer test result is correlated with the appropriate method specified in paragraph (a)(2) of this section.

(2) *Options for testing sulfur content of 500 ppm diesel fuel.* (i) For motor vehicle diesel fuel and diesel fuel additives subject to the 500 ppm sulfur standard of § 80.520(c), and for NRLM diesel fuel subject to the 500 ppm sulfur standard of § 80.510(a), sulfur content may be determined using ASTM D 4294–03, ASTM D 5453–03a, or ASTM D 6428–99, provided that the refiner or importer test result is correlated with the appropriate method specified in paragraph (a)(2)(ii) of this section; or

(ii) For motor vehicle diesel fuel and diesel fuel additives subject to the 500 ppm sulfur standard of § 80.520(c), and for NRLM diesel fuel subject to the 500 ppm sulfur standard of § 80.510(a), sulfur content may be determined using any test method approved under § 80.585.

(d) *Adjustment Factor for downstream test results.* An adjustment factor of negative two ppm sulfur shall be applied to the test results, to account for test variability, but only for testing of motor vehicle diesel fuel or NRLM diesel fuel identified as subject to the 15 ppm sulfur standard of § 80.510(b) or § 80.520(a)(1).

(e) *Materials incorporated by reference.* The Director of the Federal Register approved the incorporation by reference of the documents listed in this section as prescribed in 5 U.S.C. 552(a) and 1 CFR part 51. Anyone may inspect copies at the U.S. EPA, Air and Radiation Docket and Information Center, 1301 Constitution Ave., NW., Room B102, EPA West Building, Washington, DC 20460 or at the National Archives and Records Administration (NARA). For information on the availability of this material at NARA, call 202–741–6030, or go to: http://www.archives.gov/federal_register/code_of_federal_regulations/ibr_locations.html.

(1) *ASTM material.* Anyone may purchase copies of these materials from the American Society for Testing and Materials, 100 Barr Harbor Dr., West Conshohocken, PA 19428.

(i) ASTM D 2622–03, Standard Test Method for Sulfur in Petroleum Products by Wavelength Dispersive X-ray Fluorescence Spectrometry.

(ii) ASTM D 3120–03a, Standard Test Method for Trace Quantities of Sulfur in Light Liquid Petroleum Hydrocarbons by Oxidative Microcoulometry.

(iii) ASTM D 4294–03, Standard Test Method for Sulfur in Petroleum and Petroleum Products by Energy-Dispersive X-ray Fluorescence Spectrometry.

(iv) ASTM D 5453–03a, Standard Test Method for Determination of Total Sulfur in Light Hydrocarbons, Motor Fuels and Motor Oils by Ultraviolet Fluorescence.

(v) ASTM D 6428–99, Test Method for Total Sulfur in Liquid Aromatic Hydrocarbons and Their Derivatives by Oxidative Combustion and Electrochemical Detection.

(2) [Reserved]

■ 43. A new § 80.581 is added to read as follows:

§ 80.581 What are the batch testing and sample retention requirements for motor vehicle and NRLM diesel fuel?

(a) Beginning on June 1, 2006 or earlier pursuant to § 80.531 for motor vehicle diesel fuel, and beginning June 1, 2010 or earlier pursuant to § 80.535 for NRLM diesel fuel, each refiner and importer shall collect a representative

sample from each batch of motor vehicle or NRLM diesel fuel produced or imported and subject to the 15 ppm sulfur content standard. Batch, for the purposes of this section, means batch as defined under § 80.2 but without the reference to transfer of custody from one facility to another facility.

(b) Except as provided in paragraph (c) of this section, the refiner or importer shall test each sample collected pursuant to paragraph (a) of this section to determine its sulfur content for compliance with the requirements of this subpart prior to the diesel fuel leaving the refinery or import facility, using an appropriate sampling and testing method as specified in § 80.580.

(c)(1) Any refiner who produces motor vehicle or NRLM diesel fuel using computer-controlled in-line blending equipment, including the use of an on-line analyzer test method that is approved under the provisions of § 80.580, and who, subsequent to production of the diesel fuel batch tests a composited sample of the batch under the provisions of § 80.580 for purposes of designation and reporting, is exempt from the requirement of paragraph (b) of this section to obtain the test result required under this section prior to the diesel fuel leaving the refinery, provided that the refiner obtains approval from EPA.

(2) To obtain an exemption from paragraph (b) of this section, the refiner must submit to EPA all the information required under § 80.65(f)(4)(i)(A). A letter signed by the president, chief operating or chief executive officer of the company, or his/her designee, stating that the information contained in the submission is true to the best of his/her belief must accompany any submission under this paragraph (c)(2).

(3) Refiners who seek an exemption under paragraph (c)(2) of this section must comply with any request by EPA for additional information or any other requirements that EPA includes as part of the exemption.

(4) Within 60 days of EPA's receipt of a submission under paragraph (c)(2) of this section, EPA will notify the refiner if the exemption is not approved or of any deficiencies in the refiner's submission, or if any additional information is required or other requirements are included in the exemption pursuant to paragraph (c)(3) of this section. In the absence of such notification from EPA, the effective date of an exemption under this paragraph (c) is 60 days from EPA's receipt of the refiner's submission.

(5) EPA reserves the right to modify the requirements of an exemption under

this paragraph (c), in whole or in part, at any time, if EPA determines that the refiner's operation does not effectively or adequately control, monitor or document the sulfur content of the refinery's diesel fuel production, or if EPA determines that any other circumstances exist which merit modification of the requirements of an exemption, such as advancements in the state of the art for in-line blending measurement which allow for additional control or more accurate monitoring or documentation of sulfur content. If EPA finds that a refiner provided false or inaccurate information in any submission required for an exemption under this section, upon notification from EPA, the refiner's exemption will be void *ab initio*.

(d) All test results under this section shall be retained for five years and must be provided to EPA upon request.

(e) Samples collected under this section must be retained for at least 30 days and provided to EPA upon request.

■ 44. A new § 80.582 is added to read as follows:

§ 80.582 What are the sampling and testing methods for the fuel marker?

For heating oil and NRLM diesel fuel subject to the fuel marker requirement in § 80.510(d), (e), or (f), the identification of the presence and concentration of the fuel marker in diesel fuel may be determined using the test procedures qualified in accordance with the requirements in this section.

(a) *Sampling and testing for methods for the fuel marker.* The sampling, sample preparation, and testing methods qualified for use in accordance with the requirements of this section may involve the use of hazardous materials, operations and equipment. This section does not address the associated safety problems which may exist. It is the responsibility of the user of the procedures specified in this section to establish appropriate safety and health practices prior to their use. It is also the responsibility of the user to dispose of any byproducts which might result from conducting these procedures in a manner consistent with applicable safety and health requirements.

(b) *What are the precision and accuracy criteria for qualification of fuel marker test methods?* (1) *Precision.* A standard deviation of less than 0.10 milligrams per liter is required, computed from the results of a minimum of 20 repeat tests made over 20 days on samples taken from a homogeneous commercially available diesel fuel which meets the applicable industry consensus and federal

regulatory specifications and which contains the fuel marker at a concentration in the range of 0.10 to 8 milligrams per liter. In order to qualify, the 20 results must be a series of tests on the same material and there must be a sequential record of the analysis with no omissions. A laboratory facility may exclude a given sample or test result only if the exclusion is for a valid reason under good laboratory practices and it maintains records regarding the sample and test results and the reason for excluding them.

(2) *Accuracy.* (i) The arithmetic average of a continuous series of at least 10 tests performed on a commercially available marker solvent yellow 124 standard in the range of 0.10 to 1 milligrams per liter shall not differ from the ARV of that standard by more than 0.05 milligrams per liter.

(ii) The arithmetic average of a continuous series of at least 10 tests performed on a commercially available marker solvent yellow 124 standard in the range of 4 to 10 milligrams per liter shall not differ from the ARV of that standard by more than 0.05 milligrams per liter.

(iii) In applying the tests of paragraphs (b)(2)(i) and (ii) of this section, individual test results shall be compensated for any known chemical interferences.

(c) *What process must a test facility follow in order to qualify a test method for determining the fuel marker content of distillate fuels and how will EPA qualify or decline to qualify a test method?* (1) *Qualification of test methods approved by voluntary consensus-based standards bodies.* Any standard test method developed by a Voluntary Consensus-Based Standards Body, such as the American Society for Testing and Materials (ASTM) or International Standards Organization (ISO), shall be considered a qualified test method for determining the fuel marker content of distillate fuel provided that it meets the precision and accuracy criteria under paragraph (b) of this section. The qualification of a test method is limited to the single test facility that performed the testing for accuracy and precision. The individual facility must submit the accuracy and precision results for each method, including information on the date and time of each test measurement used to demonstrate precision, following procedures established by the Administrator.

(2) *Qualification of test methods that have not been approved by a voluntary consensus-based standards body.* A test method that has not been approved by a voluntary consensus-based standards

body may be qualified upon approval by the Administrator. The following information must be submitted in the application for approval by each test facility, for each test method that it wishes to have approved:

(i) Full test method documentation, including a description of the technology and/or instrumentation that makes the method functional.

(ii) Information demonstrating that the test method meets the accuracy and precision criteria under paragraph (b) of this section, including information on the date and time of each test measurement used to demonstrate precision.

(iii) Samples used for precision and accuracy determination must be retained for 90 days.

(iv) If requested by the Administrator, test results utilizing the method and performed on a sample of commercially available distillate fuel which meets the applicable industry consensus and federal regulatory specifications and which contains the fuel marker.

(v) Any additional information requested by the Administrator and necessary to render a decision as to qualification of the test method.

(vi) The qualification of a test method is limited to the single test facility that performed the testing for accuracy and precision and any other required testing.

(3)(i) Within 90 days of receipt of all materials required to be submitted under paragraph (c)(1) or (c)(2) of this section, the Administrator shall determine whether to qualify the test method under this section. The Administrator shall qualify the test method if all materials required under this section are received and the test method meets the accuracy and precision criteria of paragraph (b) of this section.

(ii) If the Administrator denies approval of the test method, within 90 days of receipt of all materials required to be submitted under this section, the Administrator will notify the applicant of the reasons for not approving the method. If the Administrator does not notify the applicant within 90 days of receipt of the application, that the test method is not approved, then the test method shall be deemed approved.

(iii) If the Administrator finds that an individual test facility has provided false or inaccurate information under this section, upon notice from the Administrator, the qualification shall be void *ab initio*.

(iv) The qualification of any test method under this paragraph (c) shall be valid for the duration of the period during which the fuel marker

requirements remain applicable under this subpart.

(d) *Quality control procedures for fuel marker measurement instrumentation.*

A test shall not be considered a test using a qualified test method unless the following quality control procedures are performed separately for each instrument used to make measurements:

(1) Follow all mandatory provisions of ASTM D 6299–02 and construct control charts from the mandatory quality control testing prescribed in paragraph 7.1 of the reference method, following guidelines under A 1.5.1 for individual observation charts and A 1.5.2 for moving range charts. The Director of the Federal Register approved the incorporation by reference of ASTM D 6299–02, Standard Practice for Applying Statistical Quality Assurance Techniques to Evaluate Analytical Measurement System Performance, as prescribed in 5 U.S.C. 552(a) and 1 CFR part 51. Anyone may purchase copies of this standard from the American Society for Testing and Materials, 100 Barr Harbor Dr., West Conshohocken, PA 19428. Anyone may inspect copies at the U.S. EPA, Air and Radiation Docket and Information Center, 1301 Constitution Ave., NW., Room B102, EPA West Building, Washington, DC 20460 or at the National Archives and Records Administration (NARA). For information on the availability of this material at NARA, call 202–741–6030, or go to: http://www.archives.gov/federal_register/code_of_federal_regulations/ibr_locations.html.

(2) Follow paragraph 7.3.1 of ASTM D 6299–02 to check standards using a reference material at least monthly or following any major change to the laboratory equipment or test procedure. Any deviation from the accepted reference value of a check standard greater than 0.10 milligrams per liter must be investigated.

(3) Samples of tested batches must be retained for 30 days or the period equal to the interval between quality control sample tests, whichever is longer.

(4) Upon discovery of any quality control testing violation of paragraph A 1.5.1.3 or A 1.5.2.1 of ASTM D 6299–02, or any check standard deviation greater than 0.10 milligrams per liter, conduct an investigation into the cause of such violation or deviation and, after restoring method performance to statistical control, retest retained samples from batches originally tested since the last satisfactory quality control material or check standard testing occasion.

(5) Retain results of quality control testing and retesting of retained samples

under paragraph (d)(3) of this section for five years.

■ 45. A new § 80.583 is added to read as follows:

§ 80.583 What alternative sampling and testing requirements apply to importers who transport motor vehicle diesel fuel or NRLM diesel fuel by truck or rail car?

Importers who import diesel fuel subject to the 15 ppm sulfur standard under § 80.510(b) or (c) or 80.520(a) into the United States by truck or by rail car may comply with the following requirements instead of the requirements to sample and test each batch of fuel designated as subject to the 15 ppm sulfur standard under § 80.581 otherwise applicable to importers:

(a) *Terminal testing.* For purposes of determining compliance with the 15 ppm sulfur standard, the importer may use test results for sulfur content testing conducted by the foreign truck-loading or rail car-loading terminal operator for diesel fuel contained in the storage tank from which trucks or rail cars used to transport diesel fuel designated as subject to the 15 ppm sulfur content standard into the United States are loaded, provided the following conditions are met:

(1) The sampling and testing shall be performed after each receipt of diesel fuel into the storage tank, or immediately before each transfer of diesel fuel to the importer's truck or rail car.

(2) The sampling and testing shall be performed according to § 80.580.

(3) At the time of each transfer of diesel fuel to the importer's truck or rail car for import to the U.S., the importer must obtain a copy of the terminal test result that indicates the sulfur content of the truck or rail car load, or truck or rail car compartment load, as applicable.

(b) *Quality assurance program.* The importer must conduct a quality assurance program, as specified in this paragraph (b), for each truck or rail car loading terminal.

(1) Quality assurance samples must be obtained from the truck-loading or rail car loading terminal and tested by the importer, or by an independent laboratory, and the terminal operator must not know in advance when samples are to be collected.

(2) The sampling and testing must be performed using the methods specified in § 80.580.

(3) The frequency of the quality assurance sampling and testing must be at least one sample for each 50 of an importer's trucks or rail cars that are loaded at a terminal, or one sample per month, whichever is more frequent.

(c) *Party required to conduct quality assurance testing.* The quality assurance program under paragraph (b) of this section shall be conducted by the importer. In the alternative, this testing may be conducted by an independent laboratory that meets the criteria under § 80.65(f)(2)(iii), provided the importer receives copies of all results of tests conducted no later than 21 days after the sample was taken.

(d) *Alternative batch designations.* For purposes of maintaining batch records under §§ 80.592, 80.600, and 80.602, designation of batches under § 80.598, and reporting under §§ 80.593, 80.601, and 80.604:

(1) In lieu of treating each portion of a tank truck compartment delivered to a different facility as a different batch, a truck importer may treat each compartment as a batch, if all the fuel in the compartment is delivered only to retail outlets, wholesale purchaser-consumers or other end users. Where different compartments contain homogeneous product of identical designations, the total volume of those compartments may be treated as a single batch, if the entire volume is delivered only to retail outlets, wholesale purchaser-consumers or other ultimate consumers.

(2) Each portion of a rail car (or rail cars) delivery of a different designation or each delivery to a different facility is considered to be a separate batch.

(e) *EPA inspections of terminals.* EPA inspectors or auditors must be given full and immediate access to the truck or rail car-loading terminal and any laboratory at which samples of diesel fuel collected at the terminal are analyzed, and must be allowed to conduct inspections, review records, collect diesel fuel samples and perform audits. These inspections or audits may be either announced or unannounced.

(f) *Certified DFR-Diesel.* This section does not apply to Certified DFR-Diesel as defined in § 80.620.

(g) *Effect of noncompliance.* If any of the requirements of this section are not met, all motor vehicle diesel fuel and NRLM diesel fuel imported by the truck or rail car importer during the time the requirements are not met is deemed in violation of the 15 ppm sulfur diesel fuel standards in § 80.510(b) or (c) or § 80.520(a), as applicable. Additionally, if any requirement is not met, EPA may notify the importer of the violation, and, if the requirement is not fulfilled within 10 days of notification, the truck importer may not in the future use the sampling and testing provisions in this section in lieu of the provisions in § 80.581.

■ 46. A new § 80.584 is added to read as follows:

§ 80.584 What are the precision and accuracy criteria for approval of test methods for determining the sulfur content of motor vehicle and NRLM diesel fuel?

(a) *Precision.* (1) For motor vehicle diesel fuel and diesel fuel additives subject to the 15 ppm sulfur standard of § 80.520(a)(1) and NRLM diesel fuel and diesel fuel additives subject to the 15 ppm sulfur standard of § 80.510(b) and (c), a standard deviation less than 0.72 ppm, computed from the results of a minimum of 20 repeat tests made over 20 days on samples taken from a single homogeneous commercially available diesel fuel with a sulfur content in the range of 5–15 ppm. The 20 results must be a series of tests with a sequential record of the analyses and no omissions. A laboratory facility may exclude a given sample or test result only if the exclusion is for a valid reason under good laboratory practices and it maintains records regarding the sample and test results and the reason for excluding them.

(2) For motor vehicle diesel fuel subject to the 500 ppm sulfur standard of § 80.520(c), and for NRLM diesel fuel subject to the 500 ppm sulfur standard of § 80.510(a), of a standard deviation less than 9.68 ppm, computed from the results of a minimum of 20 repeat tests made over 20 days on samples taken from a single homogeneous commercially available diesel fuel with a sulfur content in the range of 200–500 ppm. The 20 results must be a series of tests with a sequential record of the analyses and no omissions. A laboratory facility may exclude a given sample or test result only if the exclusion is for a valid reason under good laboratory practices and it maintains records regarding the sample and test results and the reason for excluding them.

(b) *Accuracy.* (1) For motor vehicle diesel fuel and diesel fuel additives subject to the 15 ppm sulfur standard of § 80.520(a)(1) and NRLM diesel fuel and diesel fuel additives subject to the 15 ppm sulfur standard of § 80.510(b) and (c):

(i) The arithmetic average of a continuous series of at least 10 tests performed on a commercially available gravimetric sulfur standard in the range of 1–10 ppm sulfur shall not differ from the accepted reference value (ARV) of that standard by more than 0.54 ppm sulfur;

(ii) The arithmetic average of a continuous series of at least 10 tests performed on a commercially available gravimetric sulfur standard in the range of 10–20 ppm sulfur shall not differ

from the ARV of that standard by more than 0.54 ppm sulfur; and

(iii) In applying the tests of paragraphs (b)(1)(i) and (ii) of this section, individual test results shall be compensated for any known chemical interferences.

(2) For motor vehicle diesel fuel subject to the 500 ppm sulfur standard of § 80.520(c), and for NRLM diesel fuel subject to the 500 ppm sulfur standard of § 80.510(a):

(i) The arithmetic average of a continuous series of at least 10 tests performed on a commercially available gravimetric sulfur standard in the range of 100–200 ppm sulfur shall not differ from the ARV of that standard by more than 7.26 ppm sulfur;

(ii) The arithmetic average of a continuous series of at least 10 tests performed on a commercially available gravimetric sulfur standard in the range of 400–500 ppm sulfur shall not differ from the ARV of that standard by more than 7.26 ppm sulfur; and

(iii) In applying the tests of paragraphs (b)(2)(i) and (ii) of this section, individual test results shall be compensated for any known chemical interferences.

■ 47. A new § 80.585 is added to read as follows:

§ 80.585 What is the process for approval of a test method for determining the sulfur content of diesel?

(a) *Approval of test methods approved by voluntary consensus-based standards bodies.* For such a method to be approved, the following information must be submitted to the Administrator by each test facility for each test method that it wishes to have approved: Any test method approved by a voluntary consensus-based standards body, such as the American Society for Testing and Materials (ASTM) or International Standards Organization (ISO), shall be approved as a test method for determining the sulfur content of diesel fuel if it meets the applicable accuracy and precision criteria under § 80.584. The approval of a test method is limited to the single test facility that performed the testing for accuracy and precision. The individual facility must submit the accuracy and precision results for each method, including information on the date and time of each test measurement used to demonstrate precision, following procedures established by the Administrator.

(b) *Approval of test methods not approved by a voluntary consensus-based standards body.* For such a method to be approved, the following information must be submitted to the Administrator by each test facility for

each test method that it wishes to have approved:

(1) Full test method documentation, including a description of the technology and/or instrumentation that makes the method functional.

(2) Information demonstrating that the test method meets the applicable accuracy and precision criteria of § 80.584, including information on the date and time of each test measurement used to demonstrate precision.

(3) If requested by the Administrator, test results from use of the method to analyze samples of commercially available fuel provided by EPA.

(4) Any additional information requested by the Administrator and necessary to render a decision as to approval of the test method.

(c) *Sample retention.* Samples used for precision and accuracy determination must be retained for 90 days.

(d) *EPA approval.* (1) Within 90 days of receipt of all materials required to be submitted under paragraph (a) or (b) of this section, the Administrator shall determine whether the test method is approved under this section.

(2) If the Administrator denies approval of the test method, within 90 days of receipt of all materials required to be submitted under paragraph (a) or (b) of this section, the Administrator will notify the applicant of the reasons for not approving the method. If the Administrator does not notify the applicant within 90 days of receipt of the application, that the test method is not approved, then the test method shall be deemed approved.

(3) If the Administrator finds that an individual test facility has provided false or inaccurate information under this section, upon notice from the Administrator the approval shall be void *ab initio*.

(4) The approval of any test method under paragraph (b) of this section shall be valid for five years from the date of approval by the Administrator and shall not be extended. If the method is later approved by a voluntary consensus-based standards body, the approval shall remain valid as long as the conditions of paragraph (a) of this section are met.

(e) *Quality assurance procedures for sulfur measurement instrumentation.* A test shall not be considered a test using an approved test method unless the following quality control procedures are performed separately for each instrument used to make measurements:

(1) Follow all mandatory provisions of ASTM D 6299–02 and construct control charts from the mandatory quality control testing prescribed in paragraph

7.1 of the reference method, following guidelines under A 1.5.1 for individual observation charts and A 1.5.2 for moving range charts. The Director of the Federal Register approved the incorporation by reference of ASTM D 6299-02, Standard Practice for Applying Statistical Quality Assurance Techniques to Evaluate Analytical Measurement System Performance, as prescribed in 5 U.S.C. 552(a) and 1 CFR part 51. Anyone may purchase copies of this standard from the American Society for Testing and Materials, 100 Barr Harbor Dr., West Conshohocken, PA 19428. Anyone may inspect copies at the U.S. EPA, Air and Radiation Docket and Information Center, 1301 Constitution Ave., NW., Room B102, EPA West Building, Washington, DC 20460 or at the National Archives and Records Administration (NARA). For information on the availability of this material at NARA, call 202-741-6030, or go to: http://www.archives.gov/federal_register/code_of_federal_regulations/ibr_locations.html.

(2) Follow paragraph 7.3.1 of ASTM D 6299-02 to check standards using a reference material at least monthly or following any major change to the laboratory equipment or test procedure. Any deviation from the accepted reference value of a check standard greater than 1.44 ppm (for diesel fuel subject to the 15 ppm sulfur standard) or 19.36 ppm (for diesel fuel subject to the 500 ppm sulfur standard) must be investigated.

(3) Samples of tested batches must be retained for 30 days or the period equal to the interval between quality control sample tests, whichever is longer.

(4) Upon discovery of any quality control testing violation of paragraph A 1.5.1.3 or A 1.5.2.1 of ASTM D 6299-02, or any check standard deviation greater than 1.44 ppm (for diesel fuel subject to the 15 ppm sulfur standard) or 19.36 ppm (for diesel fuel subject to the 500 ppm sulfur standard), conduct an investigation into the cause of such violation or deviation and, after restoring method performance to statistical control, retest retained samples from batches originally tested since the last satisfactory quality control material or check standard testing occasion.

■ 48. A new § 80.586 is added to read as follows:

§ 80.586 What are record retention requirements for test methods approved under this subpart?

Each individual test facility must retain records related to the establishment of accuracy and precision

values, all test method documentation, and any quality control testing and analysis under §§ 80.582, 80.584 and 80.585, for five years.

■ 49. Section 80.590 is revised to read as follows:

§ 80.590 What are the product transfer document requirements for motor vehicle diesel fuel, NRLM diesel fuel, heating oil and other distillates?

(a) On each occasion that any person transfers custody or title to MVNRLM diesel fuel or heating oil, including distillates used or intended to be used as MVNRLM diesel fuel or heating oil, except when such fuel is dispensed into motor vehicles or nonroad, locomotive, or marine equipment, the transferor must provide to the transferee documents which include the following information:

(1) The names and addresses of the transferor and transferee.

(2) The volume of diesel fuel or distillate which is being transferred.

(3) The location of the diesel fuel or distillate at the time of the transfer.

(4) The date of the transfer.

(5) For transfers of MVNRLM diesel fuel, the sulfur content standard the transferor represents the fuel to meet.

(6) Beginning June 1, 2006, when an entity transfers custody of a distillate fuel designated under § 80.598, the following information must also be included:

(i) The facility registration number of the transferor issued under § 80.597, if any.

(ii) An accurate and clear statement of the applicable designation and/or classification under § 80.598, for example, 500 ppm sulfur NRLM diesel fuel; and whether the fuel is dyed or undyed, and for heating oil, whether marked or unmarked.

(7) For transfers of title or custody from one facility to another in the distribution system where diesel fuel or distillates are taxed, dyed or marked, and for any subsequent transfers (except when such fuel is dispensed into motor vehicles or nonroad, locomotive or marine equipment), an accurate statement on the product transfer document of the applicable fuel uses and classifications, as follows:

(i) *Undyed 15 ppm sulfur diesel fuel.* For the period from June 1, 2006 and beyond, “15 ppm sulfur (maximum) Undyed Ultra-Low Sulfur Diesel Fuel For use in all diesel vehicles and engines.” From June 1, 2006 through May 31, 2010, the product transfer document must also state whether the diesel fuel is #1D or #2D.

(ii) *Dyed 15 ppm sulfur diesel fuel.* From June 1, 2006 and beyond, “15 ppm

sulfur (maximum) Dyed Ultra-Low Sulfur Diesel Fuel. For use in all nonroad diesel engines. Not for use in highway vehicles or engines except for tax-exempt use in accordance with section 4082 of the Internal Revenue Code.”

(iii) *Undyed 500 ppm sulfur diesel fuel.* From June 1, 2006 through September 30, 2010, “500 ppm sulfur (maximum) Undyed Low Sulfur Diesel Fuel. For use in Model Year 2006 and older diesel highway vehicles and engines. Also for use in nonroad, locomotive, and marine diesel engines. Not for use in model year 2007 and newer highway vehicles or engines.”

(iv) *Dyed 500 ppm sulfur diesel fuel.* (A) For the period of June 1, 2006 through September 30, 2010, “500 ppm sulfur (maximum) Dyed Low Sulfur Nonroad, Locomotive or Marine Diesel Fuel. Not for use in highway vehicles or engines except for use in Model Year 2006 and older highway diesel vehicles or engines for tax-exempt use in accordance with section 4082 of the Internal Revenue Code.”

(B) From June 1, 2010 through September 30, 2014, “500 ppm sulfur (maximum) Dyed Low Sulfur Nonroad Diesel Fuel. For use in model year 2010 and older nonroad diesel engines. May be used in locomotive and marine diesel engines. Not for use in highway vehicles and engines or model year 2011 or later nonroad engines other than locomotive or marine diesel engines. Not for use in the Northeast/Mid-Atlantic Area.”

(C) For dyed locomotive and marine diesel fuel beginning June 1, 2010, “500 ppm sulfur (maximum) Dyed Low Sulfur Locomotive and Marine diesel fuel. Not for use in highway or other nonroad vehicles and engines.”

(v) *Dyed High Sulfur NRLM Fuel.* From June 1, 2007 through September 30, 2010, “High Sulfur Dyed Nonroad, Locomotive, or Marine Engine Diesel fuel—sulfur content may exceed 500 ppm sulfur. Not for use in highway vehicles or engines. Not for use in any nonroad engines requiring Ultra-Low Sulfur Diesel Fuel. Not for use in the Northeast/Mid-Atlantic Area.”

(vi) *Heating oil.* For heating oil produced or imported beginning June 1, 2007, “Heating Oil. Not for use in highway vehicles or engines or nonroad, locomotive, or marine engines.”

(b) The following may be substituted for the descriptions in paragraph (a) of this section, as appropriate:

(1) “This is high sulfur diesel fuel for use only in Guam, American Samoa, or the Northern Mariana Islands.”;

(2) “This diesel fuel is for export use only.”;

(3) "This diesel fuel is for research, development, or testing purposes only."; or

(4) "This diesel fuel is for use in diesel highway vehicles or nonroad equipment under an EPA-approved national security exemption only."

(c) If undyed and/or unmarked distillate fuel is dyed and/or marked subsequent to the issuance of a product transfer document, at the time the distillate fuel is dyed and/or marked, a new product transfer document must be prepared with the language under paragraph (a)(7) of this section applicable to the changed fuel and provided to subsequent transferees.

(d) Except for transfers to truck carriers, retailers or wholesale purchaser-consumers, product codes may be used to convey the information required under this section if such codes are clearly understood by each transferee. Codes used to convey the statement in paragraphs (a)(7)(i) and (ii) of this section must contain the number "15", and codes used to convey the statement in paragraphs (a)(7)(iii) and (iv) of this section must contain the number "500". Codes used to convey the statement in paragraph (a)(7)(v) of this section must contain the statement "greater than 500" or ">500".

(e) From June 1, 2001 through May 31, 2005, any transfer subject to this section, which is also subject to the early credit provisions of § 80.531(b), must comply with all applicable requirements of this section.

(f) From June 1, 2005 through May 31, 2006, any transfer subject to this section, which is also subject to the early credit requirements of § 80.531(c), must comply with all applicable requirements of this section.

(g) *Mobile refuelers.* The provisions of this section shall also apply to a mobile refueler that dispenses fuel from tanker trucks or other vessels into motor vehicles, nonroad diesel engines or nonroad diesel engine equipment. Each visit by the mobile refueler to a location shall be considered a separate occasion for purposes of paragraph (a) of this section. The tank trucks used by mobile refuelers are not subject to the labeling requirements in §§ 80.570 through 80.574.

(h) Identifications of fuel designations can be limited to a sub-designation that accurately identifies the fuel and do not need to also include the broader designation. For example, NR diesel fuel does not also need to be designated as NRLM or MVNRLM diesel fuel.

■ 50. Section 80.591 is revised to read as follows:

§ 80.591 What are the product transfer document requirements for additives to be used in diesel fuel?

(a) Except as provided in paragraphs (b) and (d) of this section, on each occasion that any person transfers custody or title to a diesel fuel additive that is subject to the provisions of § 80.521 to a party in the additive distribution system or in the diesel fuel distribution system for use downstream of the diesel fuel refiner, the transferor must provide to the transferee documents which identify the additive, and—

(1) Identify the name and address of the transferor and transferee; the date of transfer; the location at which the transfer took place; the volume of additive transferred; and

(2) Indicate compliance with the 15 ppm sulfur standard by inclusion of the following statement: "The sulfur content of this diesel fuel additive does not exceed 15 ppm."

(b) On each occasion that any person transfers custody or title to a diesel fuel additive subject to the requirements of § 80.521(b), to a party in the additive distribution system or in the diesel fuel distribution system for use in diesel fuel downstream of the diesel fuel refiner, the transferor must provide to the transferee documents which identify the additive, and do each of the following:

(1) Identify the name and address of the transferor and transferee; the date of transfer; the location at which the transfer took place; the volume of additive transferred.

(2) Indicate the high sulfur potential of the additive by inclusion of the following statement:

This diesel fuel additive may exceed the federal 15 ppm sulfur standard. Improper use of this additive may result in non-complying diesel fuel.

(3) If the additive contains a static dissipater additive having a sulfur content greater than 15 ppm, include the following statement:

This diesel fuel contains a static dissipater additive having a sulfur content greater than 15 ppm.

(4) Include the following information:
(i) The additive's maximum sulfur concentration.

(ii) The maximum recommended concentration in volume percent for use of the additive in diesel fuel.

(iii) The contribution to the sulfur level of the fuel, in ppm, that would result if the additive is used at the maximum recommended concentration.

(c) Except for transfers of diesel fuel additives to truck carriers, retailers or wholesale purchaser-consumers, product codes may be used to convey

the information required under paragraphs (a) and (b) of this section, if such codes are clearly understood by each transferee. Codes used to convey the statement in paragraph (a)(2) of this section must contain the number "15" and codes used to convey the statement in paragraph (b)(2) of this section must not contain such number.

(d) For those diesel fuel additives which are sold in containers for use by the ultimate consumer of diesel fuel, each transferor must have displayed on the additive container, in a legible and conspicuous manner, either of the following statements, as applicable:

(1) "This diesel fuel additive complies with the federal low sulfur content requirements for use in diesel motor vehicles and nonroad engines."; or

(2) For those additives sold in containers for use by the ultimate consumer, with a sulfur content in excess of 15 ppm the following statement: "This diesel fuel additive does not comply with federal ultra-low sulfur content requirements for use in model year 2007 and newer diesel motor vehicles or model year 2011 and newer diesel nonroad equipment engines."

■ 51. Section 80.592 is amended by revising the heading and paragraphs (a), (b) introductory text, (b)(4), (b)(7) introductory text, (c), (d), and (e) to read as follows:

§ 80.592 What records must be kept by entities in the motor vehicle diesel fuel and diesel fuel additive distribution systems?

(a) *Records that must be kept by entities in the motor vehicle diesel fuel and diesel fuel additive distribution systems.* Beginning June 1, 2006, or for a refiner or importer, the first compliance period in which the refiner or importer is generating early credits under § 80.531(b) or (c), whichever is earlier, any person who produces, imports, sells, offers for sale, dispenses, distributes, supplies, offers for supply, stores, or transports motor vehicle diesel fuel subject to the provisions of this subpart, must keep all the following records:

(1) The applicable product transfer documents required under §§ 80.590 and 80.591.

(2) For any sampling and testing for sulfur content for a batch of motor vehicle diesel fuel produced or imported and subject to the 15 ppm sulfur standard or any sampling and testing for sulfur content as part of a quality assurance testing program, and any sampling and testing for cetane index, aromatics content, solvent yellow 124 content or dye solvent red 164

content of motor vehicle diesel fuel or motor vehicle diesel fuel additives:

(i) The location, date, time and storage tank or truck identification for each sample collected;

(ii) The name and title of the person who collected the sample and the person who performed the testing; and

(iii) The results of the tests for sulfur content (including where applicable the test results with and without application of the adjustment factor under § 80.580(a)(4)) and for cetane index or aromatics content (as applicable), and the volume of product in the storage tank or container from which the sample was taken.

(3) The actions the party has taken, if any, to stop the sale or distribution of any motor vehicle diesel fuel found not to be in compliance with the sulfur standards specified in this subpart, and the actions the party has taken, if any, to identify the cause of any noncompliance and prevent future instances of noncompliance.

(b) *Additional records to be kept by refiners and importers of motor vehicle diesel fuel subject to hardship standards, small refiner standards and early credit provisions.* Beginning June 1, 2006, or for a refiner or importer, the first compliance period in which the refiner or importer is generating early credits under § 80.531(b) or (c), any refiner producing motor vehicle diesel fuel subject to the sulfur standard under § 80.520(a)(1), for each of its refineries, and any importer importing such motor vehicle diesel fuel, shall keep records that include the following information for each batch of motor vehicle diesel fuel produced or imported: * * *

(4) A record designating the batch as motor vehicle diesel fuel meeting the 500 ppm sulfur standard or as motor vehicle diesel fuel meeting the 15 ppm sulfur standard.

* * * * *

(7) Information regarding credits, kept separately for each calendar year compliance period, kept separately for each refinery and in the case of importers, kept separately for imports into each CTA, and designated as motor vehicle diesel fuel credits and kept separately from NRLM credits, as follows:

* * * * *

(c) *Additional records importers must keep.* Any importer shall keep records that identify and verify the source of each batch of certified diesel fuel program foreign refiner DFR-Diesel and non-certified DFR-Diesel imported and demonstrate compliance with the requirements under § 80.620.

(d) *Length of time records must be kept.* The records required in this

section shall be kept for five years from the date they were created, except that records relating to credit transfers shall be kept by the transferor for 5 years from the date the credits were transferred, and shall be kept by the transferee for 5 years from the date the credits were transferred, used or terminated, whichever is later.

(e) *Make records available to EPA.* On request by EPA, the records required in this section must be made available to the Administrator or the Administrator's representative. For records that are electronically generated or maintained, the equipment and software necessary to read the records shall be made available, or if requested by EPA, electronic records shall be converted to paper documents which shall be provided to the Administrator's authorized representative.

■ 52. Section 80.593 is amended by revising the section heading and paragraphs (a)(3) and (c)(2) to read as follows:

§ 80.593 What are the reporting requirements for refiners and importers of motor vehicle diesel fuel subject to temporary refiner relief standards?

* * * * *

(a) * * *

(3) The percentage of the volume of motor vehicle diesel fuel produced during the compliance period that met the 15 ppm sulfur standard and the percentage that met the 500 ppm sulfur standard prior to the application of any volume credits.

* * * * *

(c) * * *

(2) Submitted to EPA no later than August 31 for the prior annual compliance period.

■ 53. Section 80.594 is amended by revising the section heading and paragraphs (a)(3), (a)(5), (b) introductory text, (b)(2), and (c), and adding paragraphs (a)(6), (a)(7), (a)(8), and (e) to read as follows:

§ 80.594 What are the pre-compliance reporting requirements for motor vehicle diesel fuel?

(a) Except as provided in paragraph (d) of this section, beginning on June 1, 2003, and on June 1, 2004 and June 1, 2005, all refiners and importers planning to produce or import motor vehicle diesel fuel subject to the provisions of this subpart, shall submit the following information to EPA:

* * * * *

(3) An estimate of the average daily volumes (in gallons) of each sulfur grade of motor vehicle diesel fuel produced (or imported) at each refinery (or import facility). These volume estimates must

be provided both for fuel produced from crude oil, as well as any fuel produced from other sources, and must be provided for the periods of June 1, 2006 through December 31, 2006, January 1, 2007 through December 31, 2007, January 1, 2008 through December 31, 2008, January 1, 2009 through December 31, 2009, and January 1, 2010 through May 31, 2010, for each refinery and import facility;

* * * * *

(5) Information on project schedule by quarter of known or projected completion date by the stage of the project, for example, following the five project phases described in EPA's June 2002 Highway Diesel Progress Review report (EPA420-R-02-016, <http://www.epa.gov/otaq/regs/hd2007/420r02016.pdf>): Strategic planning, Planning and front-end engineering, Detailed engineering and permitting, Procurement and construction, and Commissioning and startup;

(6) Basic information regarding the selected technology pathway for compliance (e.g., conventional hydrotreating vs other technologies, revamp vs grassroots, etc.);

(7) Whether capital commitments have been made or are projected to be made; and

(8) The pre-compliance reports due 2004 and 2005 must provide an update of the progress in each of these areas.

(b) Beginning on June 1, 2003, all approved motor vehicle diesel fuel small refiners shall submit the following additional information to EPA, as applicable:

* * * * *

(2) In case of a refinery with an approved application under § 80.552(c), a demonstration that by June 1, 2006 its motor vehicle diesel fuel will be at 15 ppm sulfur at a volume meeting the requirements of § 80.553(e).

(c) For each refiner and importer approved under § 80.540, a demonstration that by June 1, 2006, 95 percent of its motor vehicle diesel fuel will be at 15 ppm sulfur at a volume of meeting the requirements of § 80.540(e).

* * * * *

(e) The pre-compliance reporting requirements of this section do not apply to refineries subject to the provisions of § 80.513.

■ 54. Section 80.597 is revised to read as follows:

§ 80.597 What are the registration requirements?

The following registration requirements apply under this subpart:

(a) *Registration for motor vehicle diesel fuel.* Refiners having any refinery

that is subject to a sulfur standard under § 80.520(a), and importers importing such diesel fuel, must provide EPA the information under § 80.76, if such information has not been provided under the provisions of this part. In addition, for each import facility, the same identifying information as required for each refinery under § 80.76(c) must be provided.

(b) *Registration for NRLM diesel.* Refiners and importers that intend to produce or supply NRLM diesel fuel by June 1, 2007, must provide EPA the information under § 80.76 no later than December 31, 2005, if such information has not been provided under the provisions of this part. In addition, for each import facility, the same identifying information as required for each refinery under § 80.76(c) must be provided.

(c) *Entity registration.* (1) Each entity as defined in § 80.502 that intends to deliver or receive custody of any of the following fuels from June 1, 2007 through May 31, 2014 must register with EPA by December 31, 2005 or six months prior to commencement of producing, importing, or distributing any distillate subject to designation under § 80.598:

(i) Fuel designated as 500 ppm sulfur MVNRLM diesel fuel under § 80.598 on which taxes have not been assessed pursuant to IRS code (26 CFR part 48).

(ii) Fuel designated as NRLM diesel fuel under § 80.598 that is undyed pursuant to § 80.520.

(iii) Fuel designated as heating oil under § 80.598 that is unmarked pursuant to § 80.510(d) through (f).

(iv) Fuel designated as LM diesel fuel under § 80.598(a)(2)(iii) that is unmarked pursuant to § 80.510(e).

(2) Registration shall be on forms prescribed by the Administrator, and shall include the name, business address, contact name, telephone number, e-mail address, and type of production, importation, or distribution activity or activities engaged in by the entity.

(3) Registration shall include the information required under paragraph (d) of this section for each facility owned or operated by the entity that delivers or receives custody of a fuel described in paragraph (c)(1) of this section.

(d) *Facility registration.* (1) List for each separate facility of an entity required to register under paragraph (c) of this section, the facility name, physical location, contact name, telephone number, e-mail address and type of facility. For facilities that are aggregated under § 80.502, provide information regarding the nature and

location of each of the components. If aggregation is changed for any subsequent compliance period, the entity must provide notice to EPA prior to the beginning of such compliance period.

(2) If facility records are kept off-site, list the off-site storage facility name, physical location, contact name, and telephone number.

(e) *Changes to registration information.* Any company or entity shall submit updated registration information to the Administrator within 30 days of any occasion when the registration information previously supplied for an entity, or any of its registered facilities, becomes incomplete or inaccurate.

(f) *Issuance of registration numbers.* EPA will supply a registration number to each entity and a facility registration number to each of an entity's facilities that is identified, which shall be used in all reports to the Administrator.

■ 55. A new § 80.598 is added to read as follows:

§ 80.598 What are the designation requirements for refiners, importers, and distributors?

(a) *Designation requirements for refiners and importers.* (1) Any refiner or importer shall accurately and clearly designate all fuel it produces or imports for use in diesel motor vehicles as either motor vehicle diesel fuel meeting the 15 ppm sulfur standard under § 80.520(a)(1) or as motor vehicle diesel fuel meeting the 500 ppm sulfur standard under § 80.520(c).

(2) Subject to the restrictions in paragraph (a)(3) of this section, beginning June 1, 2006, any refiner or importer shall accurately and clearly designate each batch of diesel fuel or distillate fuel for which they transfer custody to another entity, according to the following categories, including specifying its volume:

(i) Designate the fuel as one of the following fuel types:

(A) Motor vehicle, nonroad, locomotive or marine (MVNRLM) diesel fuel;

(B) Heating oil;

(C) Jet fuel;

(D) Kerosene;

(E) No. 4 fuel;

(F) Distillate fuel for export only; or

(G) Exempt distillate fuels such as fuels that are covered by a national security exemption under § 80.606, fuels that are used for purposes of research and development pursuant to § 80.607, and fuels used in the U.S. Territories pursuant to § 80.608 (including additional identifying information).

(ii) From June 1, 2006 through May 31, 2014 any batch designated as

MVNRLM diesel fuel must also be designated as one of the following:

(A) Motor vehicle diesel fuel; or

(B) NRLM diesel fuel.

(iii) From June 1, 2010 through May 31, 2012 any batch designated as NRLM must also be designated as one of the following:

(A) NR diesel fuel; or

(B) LM diesel fuel.

(iv) Until June 1, 2014, any batch designated as MVNRLM diesel fuel must also be designated according to one of the following three sulfur level specifications:

(A) 15 ppm if its sulfur content is less than or equal to 15 ppm.

(B) 500 ppm if its sulfur content is less than or equal to 500 ppm.

(C) High Sulfur if its sulfur content is greater than 500 ppm.

(v) From June 1, 2006 through May 31, 2010, any batch designated as motor vehicle diesel fuel must also be designated according to one of the following two distillation classifications that most accurately represents the fuel:

(A) #1D.

(B) #2D.

(3) The following restrictions and clarifications apply:

(i) Prior to June 1, 2006, any batch of MVNRLM not containing visible evidence of red dye under § 80.520(b) must be designated as motor vehicle diesel fuel.

(ii) Any distillate fuel containing visible evidence of dye may not be designated as motor vehicle diesel fuel unless it is further designated as tax exempt motor vehicle diesel fuel.

(iii) Any distillate containing the marker required pursuant to the provisions of § 80.510(d) through (f) must be designated as heating oil, except that from June 1, 2010 through May 31, 2012 it may also be designated as LM diesel fuel, pursuant to § 80.510(e).

(iv) Prior to June 1, 2009 all 15 ppm sulfur MVNRLM diesel fuel must be designated as motor vehicle diesel fuel.

(v) Beginning June 1, 2010 any distillate fuel having a sulfur content greater than 15 ppm may not be designated as motor vehicle diesel fuel.

(vi) Beginning June 1, 2014, any distillate fuel having a sulfur content greater than 15 ppm may not be designated as MVNRLM diesel fuel.

(vii) Any batch of #1D fuel which is suitable for use as MVNRLM and which is also suitable for use as kerosene or jet fuel (*i.e.*, commonly referred to as dual use kerosene) may be designated as MVNRLM, kerosene, or jet fuel (as applicable).

(viii) Beginning June 1, 2007, any distillate fuel with a sulfur content

greater than 500 ppm distributed or intended for distribution in the area specified in § 80.510(g)(1), may not be designated as MVNRLM diesel fuel.

(ix) From June 1, 2010 through May 31, 2012, any distillate fuel with a sulfur content greater than 15 ppm distributed or intended for distribution in the area specified in § 80.510(g)(1), may not be designated as NR diesel fuel.

(x) From June 1, 2012 through May 31, 2014, any distillate fuel with a sulfur content greater than 15 ppm distributed or intended for distribution in the area specified in § 80.510(g)(1), may not be designated as NRLM diesel fuel.

(xi) Beginning June 1, 2007, any distillate fuel with a sulfur content greater than 500 ppm distributed or intended for distribution in the area specified in § 80.510(g)(2) may not be designated as NRLM diesel fuel unless EPA has first approved a compliance plan for the refiner for segregating the fuel from all other types of NRLM diesel fuel from the refinery gate to the ultimate consumer, as specified under § 80.554(a)(4).

(xii) From June 1, 2010 through May 31, 2012, any distillate fuel with a sulfur content greater than 15 ppm distributed or intended for distribution in the area specified in § 80.510(g)(2) may not be designated as NR diesel fuel unless EPA has first approved a compliance plan for the refiner for segregating the fuel from all other types of NRLM diesel fuel from the refinery gate to the ultimate consumer, as specified under § 80.554(b)(4).

(xiii) From June 1, 2012 through May 31, 2014, any distillate fuel with a sulfur content greater than 15 ppm distributed or intended for distribution in the area specified in § 80.510(g)(2) may not be designated as NRLM diesel fuel unless, EPA has first approved a compliance plan for the refiner for segregating the fuel from all other types of NRLM diesel fuel from the refinery gate to the ultimate consumer, as specified under § 80.554(b)(4).

(xiv) Beginning June 1, 2014, any distillate fuel with a sulfur content greater than 15 ppm may not be designated as MVNRLM diesel fuel.

(b) *Designation requirements for fuel distributors.* (1) Pursuant to the provisions of paragraphs (b)(2) through (b)(9) of this section, beginning June 1, 2006, any distributor shall accurately and clearly designate each batch of diesel fuel or distillate fuel for which they transfer custody to another facility, including specifying its volume, as specified in this paragraph (b). Distributors must also accurately and clearly classify such diesel fuel and distillate fuel by sulfur content, while it

is in their custody between receipt and delivery.

(2) From June 1, 2006 through May 31, 2009, whenever custody of a batch of 15 ppm sulfur motor vehicle diesel fuel is transferred to another facility, the entity transferring custody must accurately and clearly designate the batch as one of the following and specify its volume:

(i) #1D 15 ppm sulfur motor vehicle diesel fuel.

(ii) #2D 15 ppm sulfur motor vehicle diesel fuel.

(3) From June 1, 2009 through May 31, 2010, whenever custody of a batch of 15 ppm sulfur MVNRLM diesel fuel is transferred to another facility, the entity transferring custody must accurately and clearly designate the batch as one of the following and specify its volume:

(i) #1D 15 ppm sulfur motor vehicle diesel fuel.

(ii) #2D 15 ppm sulfur motor vehicle diesel fuel.

(iii) 15 ppm sulfur NRLM diesel fuel.

(4) From June 1, 2006 through May 31, 2010, whenever custody of a batch of undyed, 500 ppm sulfur MVNRLM is transferred to another facility, the entity transferring custody must accurately and clearly designate the batch as one of the following and specify its volume:

(i) #1D 500 ppm sulfur motor vehicle diesel fuel;

(ii) #2D 500 ppm sulfur motor vehicle diesel fuel; or

(iii) 500 ppm sulfur NRLM diesel fuel.

(5) From June 1, 2007 through May 31, 2010, whenever custody of a batch of distillate fuel (other than jet fuel, kerosene, No. 4 fuel, or fuel for export) having a sulfur content greater than 500 ppm is transferred to another facility, the entity transferring custody must accurately and clearly designate the batch as one of the following and specify its volume:

(i) High sulfur NRLM diesel fuel (HSNRLM);

(ii) Heating oil; or

(iii) Exempt distillate fuels such as fuels that are covered by a national security exemption under § 80.606, fuels that are used for purposes of research and development pursuant to § 80.607, and fuels used in the U.S. Territories pursuant to § 80.608 (including additional identifying information).

(6) From June 1, 2010 through May 31, 2012, whenever custody of a batch of distillate fuel (other than jet fuel, kerosene, No. 4 fuel, or fuel for export) having a sulfur content greater than 15 ppm is transferred to another facility, the entity transferring custody must accurately and clearly designate the batch as one of the following and specify its volume:

(i) 500 ppm sulfur NR diesel fuel;
(ii) 500 ppm sulfur LM diesel fuel;
(iii) Heating oil; or

(iv) Exempt distillate fuels such as fuels that are covered by a national security exemption under § 80.606, fuels that are used for purposes of research and development pursuant to § 80.607, and fuels used in the U.S. Territories pursuant to § 80.608 (including additional identifying information).

(7) From June 1, 2012 through May 31, 2014, whenever custody of a batch of distillate fuel (other than jet fuel, kerosene, No. 4 fuel, or fuel for export) having a sulfur content greater than 15 ppm is transferred to another facility, the entity transferring custody must accurately and clearly designate the batch as one of the following and specify its volume:

(i) 500 ppm sulfur NRLM diesel fuel;

(ii) Heating oil; or

(iii) Exempt distillate fuels such as fuels that are covered by a national security exemption under § 80.606, fuels that are used for purposes of research and development pursuant to § 80.607, and fuels used in the U.S. Territories pursuant to § 80.608 (including additional identifying information).

(8) Beginning June 1, 2014, whenever custody of a batch of distillate fuel (other than jet fuel, kerosene, No. 4 fuel, or fuel for export) having a sulfur content greater than 15 ppm is transferred to another facility, the entity transferring custody must accurately and clearly designate the batch as one of the following and specify its volume:

(i) 500 ppm sulfur LM diesel fuel;

(ii) Heating oil; or

(iii) Exempt distillate fuels such as fuels that are covered by a national security exemption under § 80.606, fuels that are used for purposes of research and development pursuant to § 80.607, and fuels used in the U.S. Territories pursuant to § 80.608 (including additional identifying information).

(9) The following restrictions and clarifications apply. Subject to the provisions of this paragraph (b)(9) and subject to the dye and marker provisions of § 80.520(b) and § 80.510(d) through (f), when custody of a batch of distillate fuel is transferred, the designation provided by the entity transferring custody pursuant to paragraphs (b)(1) through (b)(8) of this section may be different from the designation of the fuel when that same entity received custody.

(i) Any 500 ppm sulfur diesel fuel designated under this paragraph (b) and containing visible evidence of red dye may not be designated as motor vehicle diesel fuel.

(ii) Any distillate fuel containing greater than or equal to 0.10 milligrams

per liter of marker solvent yellow 124 required under § 80.510(d), (e), or (f) must be designated as heating oil except that from June 1, 2010 through October 1, 2012 it may also be designated as LM diesel fuel as specified under § 80.510(e).

(iii) Any batch of #1D fuel which is suitable for use as MVNRLM diesel fuel and which is also suitable for use as kerosene or jet fuel (*i.e.*, commonly referred to as dual use kerosene) may be designated as either MVNRLM diesel fuel, kerosene, or jet fuel (as applicable).

(iv) Any MVNRLM diesel fuel with a sulfur content of 500 ppm or less in inventory as of June 1, 2007 may be designated as motor vehicle diesel fuel.

(v) Batches or portions of batches of fuel received designated as 15 ppm sulfur #2D motor vehicle diesel fuel may be re-designated as 500 ppm sulfur motor vehicle diesel fuel, but only in accordance with the limitations of § 80.527(c).

(vi) Batches or portions of batches received designated as 500 ppm sulfur NRLM diesel fuel may be re-designated as 500 ppm sulfur motor vehicle diesel fuel by a truck loading terminal only if the terminal maintains a neutral or positive balance at the end of each quarterly compliance period on their motor vehicle diesel fuel volume from June 1, 2007 as calculated in § 80.599(b)(4).

(vii) Batches or portions of batches received designated as 500 ppm sulfur NRLM diesel fuel may be re-designated as 500 ppm sulfur motor vehicle diesel fuel by a facility other than a truck loading terminal only if the following restrictions are met:

(A) At the end of each annual compliance period, the facility has a neutral or positive balance on its motor vehicle diesel fuel volume from June 1, 2007 as calculated in § 80.599(b)(4); and

(B) At the end of each annual compliance period, the facility's balance for motor vehicle diesel fuel volume, from the beginning of the compliance period must be less than two percent of the total volume of motor vehicle diesel fuel received during the compliance period, as calculated in § 80.599(b)(5).

(viii) For facilities in areas other than those specified in § 80.510(g)(1) and (g)(2), batches or portions of batches of unmarked distillate received designated as heating oil may be re-designated as NRLM or LM diesel fuel only if the following restrictions are met:

(A) From June 1, 2007 through May 31, 2010, for any compliance period, the volume of high sulfur NRLM diesel fuel delivered from a facility cannot be greater than the volume received, unless the volume of heating oil delivered from

the facility is also greater than the volume it received by an equal or greater proportion, as calculated in § 80.599(c)(2); and

(B) Beginning June 1, 2010, for any compliance period, the volume of fuel designated as heating oil delivered from a facility cannot be less than the volume of fuel designated as heating oil received, as calculated in § 80.599(c)(4).

(ix) For facilities in areas other than those specified in § 80.510(g)(1) and (g)(2), from June 1, 2010 through May 31, 2012, batches or portions of batches received designated as 500 ppm LM diesel fuel may be redesignated as 500 ppm NR diesel fuel only if for any compliance period the following restrictions are met:

(A) The volume of fuel designated as 500 ppm sulfur NR diesel fuel delivered from the facility cannot be greater than the volume received as calculated in § 80.599(d)(2)(i); or

(B) The volume of fuel designated as 500 ppm sulfur NR diesel fuel delivered from the facility in relation to the volume received is not a greater proportion than the volume of fuel designated as 500 ppm sulfur LM diesel fuel delivered from the facility in relation to the volume received, as calculated in § 80.599(d)(2)(ii).

(x) Notwithstanding the provisions of paragraph (b)(5) of this section, beginning October 1, 2007,

(A) No distillate fuel with a sulfur content greater than 500 ppm distributed or intended for distribution in the areas specified in § 80.510(g)(1) and (g)(2), may be designated as NRLM diesel fuel, including LM diesel fuel except as provided in paragraph (b)(9)(xiii) of this section; and

(B) Distillate fuel with a sulfur content greater than 500 ppm distributed from within the areas specified in § 80.510(g)(1) and (g)(2) to areas outside these areas is subject to the provisions of paragraph (b)(5) of this section.

(xi) Notwithstanding the provisions of paragraphs (b)(6) through (b)(8) of this section, beginning October 1, 2010—

(A) No distillate fuel with a sulfur content greater than 15 ppm distributed or intended for distribution in the areas specified in § 80.510(g)(1) and (g)(2), may be designated as NR diesel fuel, except as provided in paragraph (b)(9)(xiv) of this section; and

(B) Distillate fuel with a sulfur content greater than 15 ppm distributed from within the areas specified in § 80.510(g)(1) and (g)(2) to areas outside these areas is subject to the provisions of paragraphs (b)(6) through (b)(7) of this section.

(xii) Notwithstanding the provisions of paragraphs (b)(7) and (8) of this section, beginning October 1, 2012—

(A) No distillate fuel with a sulfur content greater than 15 ppm distributed or intended for distribution in the areas specified in § 80.510(g)(1) and (g)(2), may be designated as NRLM diesel fuel, including LM diesel fuel, except as provided in paragraph (b)(9)(xv) of this section; and

(B) Distillate fuel with a sulfur content greater than 15 ppm distributed from within the areas specified in § 80.510(g)(1) and (g)(2) to areas outside these areas is subject to the provisions of paragraphs (b)(7) and (8) of this section.

(xiii) From June 1, 2007 through September 30, 2010, in the area specified in § 80.510(g)(2) only segregated batches of distillate fuel received designated as HSNRLM diesel fuel may be distributed designated as HSNRLM diesel fuel and must remain segregated from fuel with any other designations unless otherwise approved by EPA in a refiner compliance plan under § 80.554(a)(4).

(xiv) From June 1, 2010 through September 30, 2012, in the area specified in § 80.510(g)(2) only segregated batches of distillate fuel received designated as 500 ppm sulfur NR diesel fuel may be distributed designated as 500 ppm sulfur NR diesel fuel and must remain segregated from fuel with any other designations and from any other 500 ppm sulfur NRLM diesel fuel from any other sources, except as approved by EPA in a refiner compliance plan under § 80.554(a)(4).

(xv) From June 1, 2012 through September 30, 2014, in the area specified in § 80.510(g)(2) only segregated batches of distillate fuel received designated as 500 ppm sulfur NRLM diesel fuel may be distributed designated as 500 ppm sulfur NRLM diesel fuel and must remain segregated from fuel with any other designations and from any other 500 ppm sulfur NRLM diesel fuel from any other sources, except as approved by EPA in a refiner compliance plan under § 80.554(a)(4).

(c) Notwithstanding the provisions of paragraph (b) of this section, an entity is not required to designate heating oil that is delivered from a facility that only receives heating oil which is marked pursuant to § 80.510(d) through (f).

(d) Notwithstanding the provisions of paragraph (b)(4) of this section, an entity is not required to designate 500 ppm sulfur MVNRLM diesel fuel that is delivered from a facility that only receives 500 ppm sulfur MVNRLM diesel fuel on which taxes have been

paid or into which red dye has been added pursuant to § 80.520(b).

(e) Notwithstanding the provisions of paragraph (b)(6) of this section, an entity is not required to designate 500 ppm sulfur LM diesel fuel that is delivered from a facility that only receives 500 ppm sulfur LM diesel fuel which is marked pursuant to § 80.510(e).

(f) Any entity that is both a distributor and a refiner or importer must comply with the provisions of paragraph (a) of this section for all distillate fuel produced or imported, and the provisions of paragraph (b) of this section for all distillate fuel for which it acted as distributor but not refiner or importer.

(g) No refiner, importer, or distributor may use the designation provisions of this section to circumvent the standards or requirements of § 80.510, 80.511, or 80.520.

■ 56. A new § 80.599 is added to read as follows:

§ 80.599 How do I calculate volume balances for designation purposes?

(a) *Quarterly compliance periods.* The quarterly compliance periods are shown in the following table:

Beginning date of quarterly compliance period	Ending date of quarterly compliance period
June 1, 2007	September 30, 2007.
October 1, 2007	December 31, 2007.
January 1, 2008	March 31, 2008.
April 1, 2008	June 30, 2008.
July 1, 2008	September 30, 2008.
October 1, 2008	December 31, 2008.
January 1, 2009	March 31, 2009.
April 1, 2009	June 30, 2009.
July 1, 2009	September 30, 2009.
October 1, 2009	December 31, 2009.
January 1, 2010	March 31, 2010.
April 1, 2010	May 31, 2010.
June 1, 2010	September 30, 2010.

(1) *Annual compliance periods.* The annual compliance periods before the period beginning July 1, 2015 are shown in the following table:

Beginning date of annual compliance period	Ending date of annual compliance period
June 1, 2007	June 30, 2008.
July 1, 2008	June 30, 2009.
July 1, 2009	May 31, 2010.
June 1, 2010	June 30, 2011.
July 1, 2011	May 31, 2012.
June 1, 2012	June 30, 2013.
July 1, 2013	May 31, 2014.
June 1, 2014	June 30, 2015.

(2) The annual compliance periods for the period beginning July 1, 2015 shall be from July 1, through June 30.

(b) *Volume balance for motor vehicle diesel fuel.* (1) A facility's motor vehicle

diesel fuel volume balance is calculated as follows:

$$MVB = MV_I - MV_O - MV_{INVCHG}$$

Where:

MVB = the volume balance for motor vehicle diesel fuel for the compliance period.

MV_I = the total volume of all batches of fuel designated as motor vehicle diesel fuel received for the compliance period.

MV_O = the total volume of all batches of fuel designated as motor vehicle diesel fuel delivered for the compliance period.

MV_{INVCHG} = the total volume of 15 ppm sulfur and 500 ppm sulfur motor vehicle diesel fuel in inventory at the end of the compliance period minus the total volume of 15 ppm sulfur and 500 ppm sulfur motor vehicle diesel fuel in inventory at the beginning of the compliance period, including accounting for any corrections in inventory due to volume swell or shrinkage, difference in measurement calibration between receiving and delivering meters, and similar matters, where corrections that increase inventory are defined as positive.

(2) Calculate the motor vehicle diesel fuel received, as follows:

$$MV_I = MV_{15I} + MV_{500I}$$

Where:

MV_{15I} = the total volume of all batches of fuel designated as 15 ppm sulfur motor vehicle diesel fuel received for the compliance period.

MV_{500I} = the total volume of all batches of fuel designated as 500 ppm sulfur motor vehicle diesel fuel received for the compliance period.

(3) Calculate the motor vehicle diesel fuel delivered, as follows:

$$MV_O = MV_{15O} + MV_{500O}$$

Where:

MV_{15O} = the total volume of all batches of fuel designated as 15 ppm sulfur motor vehicle diesel fuel and delivered during the compliance period.

MV_{500O} = the total volume of all batches of fuel designated as 500 ppm sulfur motor vehicle diesel fuel and delivered during the compliance period.

(4) The neutral or positive volume balance required for purposes of compliance with § 80.598(b)(9)(vi) and (b)(9)(vii)(A) means that the net balance of motor vehicle diesel fuel in inventory as of the end of the last day of the compliance period ($MVNB_E$) must be greater than or equal to zero. $MVNB_E$ is defined by the following equation:

$$MVNB_E = MV_{15BINV} + MV_{500BINV} - \sigma MVB$$

Where:

MV_{15BINV} = the total volume of fuel designated as 15 ppm sulfur motor vehicle diesel fuel in inventory at the beginning of the program on June 1, 2007.

$MV_{500BINV}$ = the total volume of fuel designated as 500 ppm sulfur motor vehicle diesel fuel in inventory at the

beginning of the program on June 1, 2007. Any #2D 500 ppm sulfur MVNRLM in inventory at the beginning of the program on June 1, 2007 may be designated as motor vehicle diesel fuel.

σMVB = the sum of the balances for motor vehicle diesel fuel for the current compliance period and previous compliance periods.

(5) The volume balance required for purposes of compliance with § 80.598(b)(9)(vii)(B) means:

$$-MVB \leq 0.02 \times MV_I$$

(6) Calculations in paragraphs (b)(4) and (b)(5) of this section may be combined for all facilities wholly owned by an entity.

(7) For purposes of calculations in paragraphs (b)(1) through (b)(5) of this section, for batches of fuel received from facilities without an EPA facility ID#, any batches of fuel received on which taxes have been paid pursuant to IRS code (26 CFR part 48) shall be deemed to be MV_{15I} or MV_{500I} as appropriate for purposes of this paragraph.

(c) *Volume balance for high sulfur NRLM diesel fuel and heating oil.* (1) A facility's high sulfur NRLM balance is calculated as follows:

$$HSNRLMB = HSNRLMI - HSNRLO - HSNRLM_{INVCHG}$$

Where:

$HSNRLMB$ = the balance for high sulfur NRLM diesel fuel for the compliance period.

$HSNRLMI$ = the total volume of all batches of fuel designated as high sulfur NRLM received diesel fuel for the compliance period.

$HSNRLMO$ = the total volume of all batches of fuel designated as high sulfur NRLM diesel fuel delivered for the compliance period.

$HSNRLM_{INVCHG}$ = the volume of high sulfur NRLM diesel fuel in inventory at the end of the compliance period minus the volume of high sulfur NRLM diesel fuel in inventory at the beginning of the compliance period, including accounting for any corrections in inventory due to volume swell or shrinkage, difference in measurement calibration between receiving and delivering meters, and similar matters, where corrections that increase inventory are defined as positive.

(2) The volume balance required for purposes of compliance with § 80.598(b)(9)(viii)(A) means one of the following:

(i) $HSNRLMB \geq 0$

(ii) $(HSNRLMO + HSNRLM_{INVCHG}) / HSNRLMI \leq (HO_O + HO_{INVCHG}) / HO_I$

(3) A facility's heating oil volume balance is calculated as follows:

$$HOB = HO_I - HO_O - HO_{INVCHG}$$

Where:

HOB = the balance for heating oil for the compliance period.

HO_I = the total volume of all batches of fuel designated as heating oil received for the compliance period.

HO_O = the total volume of all batches of fuel designated as heating oil delivered to all downstream entities for the compliance period.

HO_{INCHG} = the volume of heating oil in inventory at the end of the compliance period minus the volume of heating oil in inventory at the beginning of the compliance period, including accounting for any corrections in inventory due to volume swell or shrinkage, difference in measurement calibration between receiving and delivering meters, and similar matters, where corrections that increase inventory are defined as positive.

- (4) The volume balance required for purposes of compliance with § 80.598(b)(9)(viii)(B) means:

HOB ≤ 0

(5) Calculations in paragraphs (c)(3) and (c)(4) of this section may be combined for all facilities wholly owned by an entity.

(6) For purposes of calculations in paragraphs (c)(1) through (c)(4) of this section, for batches of fuel received from facilities without an EPA facility ID#, any batches of fuel received marked pursuant to § 80.510(d) or (f) shall be deemed to be HO_I, any batches of fuel received marked pursuant to § 80.510(e) shall be deemed to be HO_I or LM500_I, any diesel fuel with less than or equal to 500 ppm sulfur that is dyed pursuant to § 80.520(b) and not marked pursuant to § 80.510(d) or (f) shall be deemed to be NRLM diesel fuel, and any diesel fuel with less than or equal to 500 ppm sulfur which is dyed pursuant to § 80.520(b) and not marked pursuant to § 80.510(e) shall be deemed to be NR diesel fuel.

(d) *Volume balance for NR diesel fuel.*

(1) A facility's 500 ppm nonroad diesel fuel balance is calculated as follows:

$$NR500B = NR500_I - NR500_O - NR500_{INCHG}$$

Where:

NR500B = the balance for 500 ppm sulfur NR diesel fuel for the compliance period.

NR500_I = the total volume of all batches of fuel designated as 500 ppm sulfur NR diesel fuel received for the compliance period.

NR500_O = the total volume of all batches of fuel designated as 500 ppm sulfur NR diesel fuel delivered for the compliance period.

NR500_{INCHG} = the volume of 500 ppm sulfur NR diesel fuel in inventory at the end of the compliance period minus the volume of 500 ppm sulfur NR diesel fuel in inventory at the beginning of the compliance period, and accounting for any corrections in inventory due to volume swell or shrinkage, difference in measurement calibration between

receiving and delivering meters, and similar matters, where corrections that increase inventory are defined as positive.

- (2) The volume balance required for purposes of compliance with § 80.598(b)(9)(ix) means one of the following:

(i) NR500B ≥ 0

(ii) $(NR500_O + NR500_{INCHG}) / NR500_I \leq (LM500_O + LM500_{INCHG}) / LM500_I$

Where:

LM500_I = the total volume of all batches of fuel designated as 500 ppm sulfur LM diesel fuel received for the compliance period.

LM500_O = the total volume of all batches of fuel designated as 500 ppm sulfur LM diesel fuel delivered for the compliance period.

LM500_{INCHG} = the volume of 500 ppm sulfur LM diesel fuel in inventory at the end of the compliance period minus the volume of 500 ppm sulfur LM diesel fuel in inventory at the beginning of the compliance period, and accounting for any corrections in inventory due to volume swell or shrinkage, difference in measurement calibration between receiving and delivering meters, and similar matters, where corrections that increase inventory are defined as positive.

(e) *Anti-downgrading for motor vehicle diesel fuel.* (1) A facility must satisfy the provisions in either paragraphs (e)(2), (e)(3), (e)(4), or (e)(5) of this section to comply with the anti-downgrading limitation of paragraph § 80.527(c)(1), for the annual compliance periods defined in § 80.527(c)(3).

(2) The volume of #2D 15 ppm sulfur motor vehicle delivered must meet the following requirement:

$$(\#2MV15_O + \#2MV15_{INCHG}) \geq 0.8 \times \#2MV15_I$$

Where:

#2MV15_O = the total volume of fuel delivered during the compliance period that is designated as #2D 15 ppm sulfur motor vehicle diesel fuel.

#2MV15_{INCHG} = the total volume of diesel fuel designated as #2D 15 ppm sulfur motor vehicle diesel fuel in inventory at the end of the compliance period minus the total volume of #2D 15 ppm sulfur motor vehicle diesel fuel in inventory at the beginning of the compliance period, and accounting for any corrections in inventory due to volume swell or shrinkage, difference in measurement calibration between receiving and delivering meters, and similar matters, where corrections that increase inventory are defined as positive.

#2MV15_I = the total volume of fuel received during the compliance period that is designated as #2D 15 ppm sulfur motor vehicle diesel fuel.

(3) The volume of #2D 500 ppm sulfur motor vehicle diesel fuel delivered must meet the following requirement:

$$\#2MV500_O \leq \#2MV500_I - \#2MV500_{INCHG} + 0.2 \times \#2MV15_I$$

Where:

#2MV500_O = the total volume of fuel delivered during the compliance period that is designated as #2D 500 ppm sulfur motor vehicle diesel fuel.

#2MV500_I = the total volume of fuel received during the compliance period that is designated as #2D 500 ppm sulfur motor vehicle diesel fuel.

#2MV500_{INCHG} = the total volume of diesel fuel designated as #2D 500 ppm sulfur motor vehicle diesel fuel in inventory at the end of the compliance period minus the total volume of #2D 500 ppm sulfur motor vehicle diesel fuel in inventory at the beginning of the compliance period, and accounting for any corrections in inventory due to volume swell or shrinkage, difference in measurement calibration between receiving and delivering meters, and similar matters, where corrections that increase inventory are defined as positive.

(4) The following calculation may be used to account for wintertime blending of kerosene:

$$\#2MV500_O \leq \#2MV500_I - \#2MV500_{INCHG} + 0.2 \times (\#1MV15_I + \#2MV15_I)$$

Where:

#1MV15_I = the total volume of fuel received during the compliance period that is designated as #1D 15 ppm sulfur motor vehicle diesel fuel.

(5) The following calculation may be used to account for wintertime blending of kerosene and/or changes in the facility's volume balance of motor vehicle diesel fuel resulting from a temporary shift of 500 ppm sulfur NRLM diesel fuel to 500 ppm sulfur motor vehicle diesel fuel during the compliance period:

$$\#2MV500_O < \#2MV500_I - \#2MV500_{INCHG} + 0.2 \times \#2MV15_I + \#1MV15_B + \#2NRLM500_S$$

Where:

#1MV15_B = the total volume of fuel received during the compliance period that is designated as #1D 15 ppm sulfur motor vehicle diesel fuel and that the facility can demonstrate they blended into #2D 500 ppm sulfur motor vehicle diesel fuel.

#2NRLM500_S = the total volume of #2D 500 ppm sulfur NRLM diesel fuel that the facility can demonstrate they redesignated as #2D 500 ppm sulfur motor vehicle diesel fuel during the compliance period.

(f) *Inventory adjustments.*

Adjustments to inventory under this section must be based on normal business practices for the industry, appropriate physical plant operations and use of good engineering judgments.

(g) *Unique circumstances.* EPA may, at its discretion, grant a fuel distributor's application to modify its inventory of motor vehicle diesel fuel, NRLM diesel fuel, or heating oil for a

given compliance period. EPA may grant an application to address unique circumstances, where appropriate, such as the start up of a new pipeline or pipeline segment.

■ 57. The center header "EXEMPTIONS" before § 80.600 is removed.

■ 58. Section 80.600 is revised to read as follows:

§ 80.600 What records must be kept for purposes of the designate and track provisions?

(a) In addition to the requirements of § 80.592 and § 80.602, the following recordkeeping requirements shall apply to refiners and importers:

(1) Any refiner or importer shall maintain the records specified in paragraphs (a)(6) through (a)(10) of this section for each batch of distillate fuel that it transfers custody of and designates during the time period from June 1, 2006 through May 31, 2010, with the following categories:

- (i) #1D 15 ppm sulfur motor vehicle diesel fuel;
- (ii) #2D 15 ppm sulfur motor vehicle diesel fuel;
- (iii) 15 ppm sulfur NRLM diesel fuel;
- (iv) #1D 500 ppm sulfur motor vehicle diesel fuel;
- (v) #2D 500 ppm sulfur motor vehicle diesel fuel; or
- (vi) 500 ppm sulfur NRLM diesel fuel.

(2) Any refiner or importer shall maintain the records specified in paragraphs (a)(6) through (a)(10) of this section for each batch of distillate fuel that it transfers custody of and designates during the time period from June 1, 2007 through May 31, 2010 with the following categories:

- (i) High sulfur NRLM diesel fuel; or
- (ii) Heating oil.

(3) Any refiner or importer shall maintain the records specified in paragraphs (a)(6) through (a)(10) of this section for each batch of distillate fuel that it transfers custody of and designates during the time period from June 1, 2010 through May 31, 2012 with the following categories:

- (i) 500 ppm sulfur NR diesel fuel;
- (ii) 500 ppm sulfur LM diesel fuel; or
- (iii) Heating oil.

(4) Any refiner or importer shall maintain the records specified in paragraphs (a)(6) through (a)(10) of this section for each batch of distillate fuel that it transfers custody of and designates during the time period from June 1, 2012 through May 31, 2014 with the following categories:

- (i) 500 ppm sulfur NRLM diesel fuel; or
- (ii) Heating oil.

(5) Any refiner or importer shall maintain the records specified in

paragraphs (a)(6) through (a)(10) of this section for each batch of heating oil that it transfers custody of and designates during the time period from June 1, 2014 and later as belonging to the heating oil category.

(6) The records for each batch with designations identified in paragraphs (a)(1) through (a)(5) of this section must clearly and accurately identify the batch number (including an indication as to whether the batch was received into the facility or delivered from the facility), date and time of day (if multiple batches are delivered per day) that custody was transferred, the designation, the volume in gallons of the batch, and the name and the EPA entity and facility registration number of the facility to whom such batch was transferred.

(i) For motor vehicle diesel fuel, the records must also identify whether the batch was received or delivered with or without taxes paid pursuant to Section 4082 of the Internal Revenue Code (26 U.S.C. 4082).

(ii) For NRLM diesel fuel, the records must also identify whether the batch was received or delivered with or without dye added pursuant to Section 4082 of the Internal Revenue Code (26 U.S.C. 4082).

(iii) For heating oil, the records must also identify whether the batch was received or delivered with or without the marker added pursuant to § 80.510(d) through (f).

(iv) For LM diesel, the records must also identify whether the batch was received or delivered with or without the marker added pursuant to § 80.510(e).

(7) Any refiner or importer shall, for each of its facilities, maintain records that clearly and accurately identify the total volume in gallons of designated fuel identified in paragraphs (a)(1) through (a)(5) of this section transferred over each compliance period. The records shall be maintained separately for each fuel designated in paragraphs (a)(1) through (a)(5) of this section, and for each EPA entity and facility registration number to whom custody of the fuel was transferred.

(8) Notwithstanding the provisions of paragraphs (a)(6) and (a)(7) of this section, records of batches delivered of 500 ppm sulfur motor vehicle diesel fuel on which taxes have been paid per Section 4082 of the Internal Revenue Code (26 U.S.C. 4082) and of 500 ppm sulfur NRLM diesel fuel into which dye has been added per Section 4082 of the Internal Revenue Code (26 U.S.C. 4082), and of 500 ppm sulfur LM diesel fuel which has been properly marked pursuant to § 80.510(e) are not required to be maintained separately for each

entity and facility to which the fuel was delivered.

(9) Notwithstanding the provisions of paragraphs (a)(6) and (a)(7) of this section, records of heating oil batches delivered that have been properly marked pursuant to § 80.510(d) through (f) and records of LM diesel fuel batches delivered that have been properly marked pursuant to § 80.510(e) are not required to be maintained separately for each entity and facility to which the fuel was delivered.

(10) Any refiner or importer shall maintain copies of all product transfer documents required under § 80.590. If all information required in paragraph (a)(6) of this section is on the product transfer document for a batch, then the provisions of this paragraph (a)(10) shall satisfy the requirements of paragraph (a)(6) of this section for that batch.

(11) Any refiner or importer shall maintain records related to annual compliance calculations performed under § 80.599 and to information required to be reported to the Administrator under § 80.601.

(12) Records must be maintained that demonstrate compliance with a refiner's compliance plan required under § 80.554, for distillate fuel designated as high sulfur NRLM diesel fuel and delivered from June 1, 2007 through May 31, 2010, for distillate fuel designated as 500 ppm sulfur NR diesel fuel and delivered from June 1, 2010 through May 31, 2012, and for distillate fuel designated as 500 ppm sulfur NRLM diesel fuel and delivered from June 1, 2012 through June 1, 2014 in the areas specified in § 80.510(g)(2).

(b) In addition to the requirements of § 80.592 and § 80.602, the following recordkeeping requirements shall apply to distributors:

(1) Any distributor shall maintain the records specified in paragraphs (b)(2) through (b)(10) of this section for each batch of distillate fuel with the following designations for which custody is received or delivered. Records shall be kept separately for each of its facilities.

(i) For each facility that receives #2D 15 ppm sulfur motor vehicle diesel fuel and distributes any #2D 500 ppm sulfur motor vehicle diesel fuel, records for each batch of diesel fuel with the following designations for which custody is received or delivered during the time period from June 1, 2006 through May 31, 2007:

(A) #1D 15 ppm sulfur motor vehicle diesel fuel;

(B) #2D 15 ppm sulfur motor vehicle diesel fuel;

(C) #2D 500 ppm sulfur motor vehicle diesel fuel; or

(D) 500 ppm sulfur NRLM diesel fuel.
(ii) For each facility, records for each batch of diesel fuel with the following designations for which custody is received or delivered during the time period from June 1, 2007 through May 31, 2010:

(A) #1D 15 ppm sulfur motor vehicle diesel fuel;

(B) #2D 15 ppm sulfur motor vehicle diesel fuel;

(C) #1D 500 ppm sulfur motor vehicle diesel fuel;

(D) #2D 500 ppm sulfur motor vehicle diesel fuel;

(E) 500 ppm sulfur NRLM diesel fuel;

(F) 15 ppm sulfur NRLM diesel fuel;

(G) High sulfur NRLM diesel fuel; or

(H) Heating oil.

(iii) For each facility that receives unmarked fuel designated as NR diesel fuel, LM diesel fuel or heating oil, records for each batch of diesel fuel with the following designations for which custody is received or delivered during the time period from June 1, 2010 through May 31, 2012:

(A) 500 ppm sulfur NR diesel fuel;

(B) 500 ppm sulfur LM diesel fuel; or

(C) Heating oil.

(iv) For each facility that receives unmarked fuel designated as heating oil, records for each batch of diesel fuel with the following designations for which custody is received or delivered during the time period from June 1, 2012 through May 31, 2014:

(A) 500 ppm sulfur NRLM diesel fuel;

or

(B) Heating oil.

(v) For each facility that receives unmarked fuel designated as heating oil, records for each batch of diesel fuel with the following designations for which custody is received or delivered during the time period beginning June 1, 2014:

(A) 500 ppm sulfur LM diesel fuel; or

(B) Heating oil.

(vi) From June 1, 2007 through May 31, 2010, for those facilities in the areas specified in § 80.510(g)(2) that receive unmarked fuel designated as high sulfur NRLM diesel fuel:

(A) High sulfur NRLM diesel fuel; or

(B) Heating oil.

(vii) From June 1, 2010 through May 31, 2012, for those facilities in the areas specified in § 80.510(g)(2) that receive unmarked fuel designated as 500 ppm sulfur NR diesel fuel, 500 ppm sulfur LM diesel fuel, or heating oil:

(A) 500 ppm sulfur NR diesel fuel;

(B) 500 ppm sulfur LM diesel fuel; or

(C) Heating oil.

(viii) From June 1, 2012 through May 31, 2014, for those facilities in the areas specified in § 80.510(g)(2) that receive unmarked fuel designated as 500 ppm sulfur NRLM diesel fuel or heating oil.

(A) 500 ppm sulfur NRLM diesel fuel; or

(B) Heating oil.

(2) Records that for each batch clearly and accurately identify the batch number (including an indication as to whether the batch was received into the facility or delivered from the facility), date and time of day (if multiple batches are delivered per day) that custody was transferred, the designation, the volume in gallons of each batch of each fuel, and the name and the EPA entity and facility registration number of the facility to whom or from whom such batch was transferred.

(i) For motor vehicle diesel fuel the records must also identify whether the batch was received or delivered with or without taxes paid pursuant to section 4082 of the Internal Revenue Code (26 U.S.C. 4082).

(ii) For NRLM diesel fuel, the records must also identify whether it was received or delivered with or without dye added pursuant to Section 4082 of the Internal Revenue Code (26 U.S.C. 4082).

(iii) For heating oil, the records must also identify whether it was received or delivered with or without the marker added pursuant to § 80.510(d) through (f).

(iv) For LM diesel fuel, the records must also identify whether it was received or delivered with or without the marker added pursuant to § 80.510(e).

(v) For batches of fuel received from facilities without an EPA facility registration number, any batches of fuel received marked pursuant to § 80.510(d) or (f) shall be deemed designated as heating oil, any batches of fuel received marked pursuant to § 80.510(e) shall be deemed designated as heating oil or LM diesel fuel, any batches of fuel received on which taxes have been paid pursuant to Section 4082 of the Internal Revenue Code (26 U.S.C. 4082) shall be deemed designated as motor vehicle diesel fuel, any 500 ppm sulfur diesel fuel dyed pursuant to § 80.520(b) and not marked pursuant to § 80.510(d) or (f) shall be deemed designated as NRLM diesel fuel, and any diesel fuel with less than or equal to 500 ppm sulfur which is dyed pursuant to § 80.520(b) and not marked pursuant to § 80.510(e) shall be deemed to be NR diesel fuel.

(3) Records that clearly and accurately identify the total volume in gallons of each designated fuel identified under paragraph (b)(1) of this section transferred over each of the compliance periods, and over the periods from June 1, 2007 to the end of each compliance period. The records shall be maintained separately for each fuel designated

under paragraph (b)(1) of this section, and for each EPA entity and facility registration number from whom the fuel was received or to whom it was delivered. For batches of fuel received from facilities without an EPA facility registration number, any batches of fuel received marked pursuant to § 80.510(d) or (f) shall be deemed designated as heating oil, any batches of fuel received marked pursuant to § 80.510(e) shall be deemed designated as heating oil or LM diesel fuel, any batches of fuel received on which taxes have been paid pursuant to Section 4082 of the Internal Revenue Code (26 U.S.C. 4082) shall be deemed designated as motor vehicle diesel fuel, any 500 ppm sulfur diesel fuel dyed pursuant to § 80.520(b) and not marked pursuant to § 80.510(d) or (f) shall be deemed designated as NRLM diesel fuel, and any diesel fuel with less than or equal to 500 ppm sulfur which is dyed pursuant to § 80.520(b) and not marked pursuant to § 80.510(e) shall be deemed to be NR diesel fuel.

(4) Notwithstanding the provisions of paragraphs (b)(2) and (b)(3) of this section, for batches of 500 ppm sulfur motor vehicle diesel fuel delivered on which taxes have been paid per Section 4082 of the Internal Revenue Code (26 U.S.C. 4082) and 500 ppm sulfur NRLM diesel fuel into which red dye has been added per Section 4082 of the Internal Revenue Code (26 U.S.C. 4082), records are not required to be maintained separately for each entity or facility to whom fuel was delivered.

(5) Notwithstanding the provisions of paragraphs (b)(2) and (b)(3) of this section, for batches of heating oil delivered that are marked pursuant to § 80.510(d) through (f), records do not need to identify the EPA entity or facility registration number to which fuel was delivered.

(6) Notwithstanding the provisions of paragraphs (b)(2) and (b)(3) of this section, for batches of LM diesel fuel delivered that are marked pursuant to § 80.510(e), records do not need to identify the EPA entity or facility registration number to which fuel was delivered.

(7) Records that clearly and accurately reflect the beginning and ending inventory volume for each of the fuels for which records must be kept under paragraph (b)(1) of this section. Such records shall be maintained separately by each entity and facility consistent with the compliance periods defined in §§ 80.598 and 80.599.

(8) (i) If adjustments are made to inventory, the records must include detailed information related to the amount, type of, and reason for such adjustment.

(ii) If adjustments are made because of measurement error or variation, the records must include the adjustment made, the meter or gauge or other reading(s), and the name of the person who took such reading(s) and or applied the adjustment.

(9) For distributors that are required to keep records under paragraphs (b)(1) through (b)(8) of this section for truck loading terminals, records related to quarterly or annual compliance calculations, as applicable, performed under § 80.599 and to information required to be reported to the Administrator under § 80.601.

(10) For distributors that are required to keep records under paragraphs (b)(1) through (b)(8) of this section for facilities other than truck loading terminals, records related to annual compliance calculations performed under § 80.599 and to information required to be reported to the Administrator under § 80.601.

(c) Notwithstanding the provisions of paragraph (b) of this section, records of heating oil received are not required to be maintained for facilities that do not receive any heating oil which is unmarked pursuant to § 80.510(d) through (f), or LM diesel fuel which is unmarked pursuant to § 80.510(e).

(d) Notwithstanding the provisions of paragraph (b) of this section, records of 500 ppm sulfur MVNRLM diesel fuel received are not required to be maintained for facilities that do not receive any motor vehicle diesel fuel for which taxes have not already been paid pursuant to Section 4082 of the Internal Revenue Code (26 U.S.C. 4082) or NRLM diesel fuel which is undyed pursuant to § 80.520(b).

(e) The provisions of paragraphs (b)(1)(iii) and (iv) of this section do not apply to facilities located in the areas specified in § 80.510(g)(1) and (g)(2) unless they deliver marked heating oil or LM diesel fuel to areas outside the areas specified in § 80.510(g)(1) and (g)(2).

(f) Ultimate consumers that receive any batch of high sulfur NRLM diesel fuel beginning June 1, 2007 in areas listed in § 80.510(g)(2) must maintain records of each batch of fuel received for use in NRLM equipment pursuant to the compliance plan provisions of § 80.554, unless otherwise allowed by EPA.

(g) Ultimate consumers that receive any batch of 500 ppm sulfur NR diesel fuel beginning June 1, 2010 or NRLM diesel fuel beginning June 1, 2012 in the areas listed in § 80.510(g)(2) must maintain records of each batch of fuel received for use in NR or NRLM equipment, as appropriate, pursuant to the compliance plan provisions of

§ 80.554, unless otherwise allowed by EPA.

(h) For purposes of this section, each portion of a shipment of designated distillate fuel under this section that is differently designated from any other portion, even if shipped as fungible product having the same sulfur content, shall be a separate batch.

(i) The records required in this section must be made available to the Administrator or the Administrator's designated representative upon request.

(j) Notwithstanding the provisions of this section, product transfer documents must be maintained under the provisions of §§ 80.590, 80.592, and 80.602.

(k) The records required in this section must be kept for five years after they are required to be collected.

(l) Identifications of fuel designations can be limited to a sub-designation that accurately identifies the fuel and do not need to also include the broader designation. For example, NR diesel fuel does not also need to be designated as NRLM or MVNRLM diesel fuel.

■ 59. Section 80.601 is revised to read as follows:

§ 80.601 What are the reporting requirements for purposes of the designate and track provisions?

(a) *Quarterly reporting.* Beginning November 30, 2007 and continuing through August 31, 2010, each entity required to maintain records under § 80.600 must report the following information separately for each of its facilities to the Administrator on a quarterly basis, as specified in paragraph (e)(1) of this section:

(1) Separately for each designation category and separately for each transferee facility, the total volume in gallons of distillate fuel designated under § 80.598 for which custody was delivered by the reporting facility to any other entity or facility, and the EPA entity and facility registration number(s), as applicable, of the transferee.

(2) Separately for each designation category and separately for each transferor facility, the total volume in gallons of distillate fuel designated under § 80.598 for which custody was received by the reporting facility, and the EPA entity and facility registration number(s), as applicable, of the transferor.

(3) Any entity that receives custody of distillate fuel from another entity or facility that does not have an EPA facility identification number must report such batches as follows:

(i) Any batch of distillate fuel for which custody is received and which is

marked pursuant to § 80.510(d) or (f) shall be deemed designated as heating oil, any batch of distillate fuel for which custody is received and which is marked pursuant to § 80.510(e) shall be deemed designated as heating oil or LM diesel fuel as applicable, and the report shall include that information under that designation.

(ii) Any batch of distillate fuel for which custody is received and for which taxes have been paid pursuant to Section 4082 of the Internal Revenue Code (26 U.S.C. 4082) shall be deemed designated as motor vehicle diesel fuel and the report shall include it under that designation.

(iii) Any batch of 500 ppm sulfur diesel fuel dyed pursuant to § 80.520(b) and not marked pursuant to § 80.510(d) and (f), and for which custody is received, shall be deemed designated as NRLM diesel fuel and the report shall include it under that designation.

(iv) Any batch of 500 ppm sulfur diesel fuel dyed pursuant to § 80.520(b) and not marked pursuant to § 80.510(e), and for which custody is received, shall be deemed designated as NR diesel fuel and the report shall include it under that designation.

(4) In the case of truck loading terminals, the results of all compliance calculations required under § 80.599, and including:

(i) The total volumes received of each fuel designation required to be reported in paragraphs (a)(1) through (a)(3) of this section over the quarterly compliance period.

(ii) The total volumes delivered of each fuel designation required to be reported in paragraphs (a)(1) through (a)(3) of this section over the quarterly compliance period.

(iii) Beginning and ending inventories of each fuel designation required to be reported in paragraphs (a)(1) through (a)(3) of this section over the quarterly compliance period.

(iv) The volume balance under § 80.599(b)(4) and § 80.598(b)(9)(vi).

(v) The volume balance under § 80.599(c)(2) and § 80.598(b)(9)(viii)(A).

(b) *Annual reports.* Beginning August 31, 2007, all entities required to maintain records for batches of fuel under § 80.600 must report the following information separately for each of its facilities to the Administrator on an annual basis, as specified in paragraph (e)(2) of this section:

(1) Separately for each designation category for which records are required to be kept under § 80.600 and separately for each transferor facility, the total volume in gallons of distillate fuel designated under § 80.598 for which custody was received by the reporting

facility, and the EPA entity and facility registration number(s), as applicable, of the transferor.

(2) Separately for each designation category for which records are required to be kept under § 80.600 and separately for each transferee facility, the total volume in gallons of distillate fuel designated under § 80.598 for which custody was delivered by the reporting facility to any other entity or facility, and the EPA entity and facility registration number(s), as applicable, of the transferee except as provided under § 80.600(a)(7), (a)(8), (b)(4), and (b)(5).

(3) The results of all compliance calculations required under § 80.599, and including:

(i) The total volumes in gallons received of each fuel designation required to be reported in paragraph (b)(1) of this section over the applicable annual compliance period.

(ii) The total volumes in gallons delivered of each fuel designation required to be reported in paragraph (b)(2) of this section over the applicable annual compliance period.

(iii) Beginning and ending inventories of each fuel designation required to be reported in paragraphs (b)(1) and (b)(2) of this section for the annual compliance period.

(iv) In the areas specified in § 80.510(g)(2), for fuel designated as high sulfur NRLM diesel fuel delivered from June 1, 2007 through May 31, 2010, for fuel designated as 500 ppm NR diesel fuel delivered from June 1, 2010 through May 31, 2012, and for fuel designated as 500 ppm sulfur NRLM diesel fuel from June 1, 2012 through May 31, 2014, the refiner must report all information required under its compliance plan approved pursuant to § 80.554(a)(4) and (b)(4) and including the ultimate consumers to whom each batch of fuel was delivered and the total delivered to each ultimate consumer for the compliance period.

(v) Ending with the report due August 31, 2010, the volume balance under § 80.598(b)(9)(vi) and § 80.599(b)(4).

(vi) Ending with the report due August 31, 2010, the volume balance under § 80.598(b)(9)(vii) and § 80.599(b)(5), if applicable.

(vii) Ending with the report due August 31, 2010, the volume balance under § 80.598(b)(9)(viii)(A) and § 80.599(c)(2).

(viii) Beginning with the report due August 31, 2010, the volume balance under § 80.598(b)(8)(viii)(B) and § 80.599(c)(4).

(ix) Beginning with the report due August 1, 2011 and ending with the report due August 1, 2012, the volume

balance under § 80.598(b)(9)(ix) and § 80.599(d)(2).

(c) *Additional information.* The Administrator may request any additional information necessary to determine compliance with the requirements of §§ 80.598 and 80.599.

(d) *Submission of quarterly and annual reports.* (1) All quarterly reports shall be submitted to the Administrator for the compliance periods defined in § 80.599(a)(1) as follows:

(i) The first quarter report shall be submitted by the following November 30.

(ii) The second quarter report shall be submitted by the following February 28.

(iii) The third quarter report shall be submitted by the following May 31.

(iv) The fourth quarter report shall be submitted by the following August 31.

(2) All annual reports shall be submitted to the Administrator for the compliance periods defined in § 80.599(a)(2) by August 31.

(3) All reports shall be submitted on forms and following procedures specified by the Administrator, shall include a statement that volumes reported to the Administrator under this section are identical to volumes reported to the Internal Revenue Service and shall be signed and certified by a responsible corporate officer of the reporting entity.

(e) *Exclusions.* Notwithstanding the provisions of this section, an entity is not required to report under paragraphs (a) or (b) of this section for facilities whose only recordkeeping requirements under § 80.600 are under § 80.600 (f) or (g) or to maintain records solely related to calculating compliance with the downgrading limitation under § 80.527, § 80.599(e) and § 80.600(b)(1)(i) and (ii). ■ 60. Section 80.602 is revised to read as follows:

§ 80.602 What records must be kept by entities in the NRLM diesel fuel and diesel fuel additive production, importation, and distribution systems?

(a) *Records that must be kept by parties in the NRLM diesel fuel and diesel fuel additive production, importation, and distribution systems.* Beginning June 1, 2007, or June 1, 2006, if that is the first period credits are generated under § 80.535, any person who produces, imports, sells, offers for sale, dispenses, distributes, supplies, offers for supply, stores, or transports nonroad, locomotive or marine diesel fuel subject to the provisions of this subpart, must keep the following records:

(1) The applicable product transfer documents required under §§ 80.590 and 80.591.

(2) For any sampling and testing for sulfur content for a batch of NRLM diesel fuel produced or imported and subject to the 15 ppm sulfur standard or any sampling and testing for sulfur content as part of a quality assurance testing program, and any sampling and testing for cetane index, aromatics content, marker solvent yellow 124 content or dye solvent red 164 content of NRLM diesel fuel, NRLM diesel fuel additives or heating oil:

(i) The location, date, time and storage tank or truck identification for each sample collected;

(ii) The name and title of the person who collected the sample and the person who performed the testing; and

(iii) The results of the tests for sulfur content (including where applicable the test results with and without application of the adjustment factor under § 80.580(a)(4)), for cetane index or aromatics content, dye solvent red 164, marker solvent yellow 124 (as applicable), and the volume of product in the storage tank or container from which the sample was taken.

(3) The actions the party has taken, if any, to stop the sale or distribution of any NRLM diesel fuel found not to be in compliance with the sulfur standards specified in this subpart, and the actions the party has taken, if any, to identify the cause of any noncompliance and prevent future instances of noncompliance.

(b) *Additional records to be kept by refiners and importers of NRLM diesel fuel.* Beginning June 1, 2007, or June 1, 2006, pursuant to the provisions of § 80.535 or § 80.554(d), any refiner producing diesel fuel subject to a sulfur standard under § 80.510, § 80.513, § 80.536, § 80.554, § 80.660, or § 80.561, for each of its refineries, and any importer importing such diesel fuel separately for each facility, shall keep records that include the following information for each batch of NRLM diesel fuel or heating oil produced or imported:

(1) The batch volume.

(2) The batch number, assigned under the batch numbering procedures under § 80.65(d)(3).

(3) The date of production or import.

(4) A record designating the batch as one of the following:

(i) NRLM diesel fuel, NR diesel fuel, LM diesel fuel, or heating oil, as applicable.

(ii) Meeting the 500 ppm sulfur standard of § 80.510(a) or the 15 ppm sulfur standard of § 80.510(b) and (c) or other applicable standard.

(iii) Dyed or undyed with visible evidence of solvent red 164.

(iv) Marked or unmarked with solvent yellow 124.

(5) For foreign refiners and importers of their fuel, the designations and other records required to be kept under § 80.620.

(6) All of the following information regarding credits, kept separately for each compliance period, kept separately for each refinery and for each importer facility, kept separately if converted under § 80.535(a) and (b) or § 80.535(c) and (d), and kept separately from motor vehicle diesel fuel credits:

(i) The number of credits in the refiner's or importer's possession at the beginning of the calendar year.

(ii) The number of credits generated.

(iii) The number of credits used.

(iv) If any were obtained from or transferred to other parties, for each other party, its name, its EPA refiner or importer registration number consistent with § 80.597, and the number obtained from, or transferred to, the other party.

(v) The number in the refiner's or importer's possession that will carry over into the subsequent calendar year compliance period.

(vi) Commercial documents that establish each transfer of credits from the transferor to the transferee.

(7) The calculations used to determine baselines or compliance with the volume requirements and volume percentages, as applicable, under this subpart.

(8) The calculations used to determine the number of credits generated.

(9) A copy of reports submitted to EPA under § 80.604.

(c) *Additional records importers must keep.* Any importer shall keep records that identify and verify the source of each batch of certified DFR-Diesel and non-certified DFR-Diesel imported and demonstrate compliance with the requirements under § 80.620.

(d) *Length of time records must be kept.* The records required in this section shall be kept for five years from the date they were created, except that records relating to credit transfers shall be kept by the transferor for five years from the date the credits were transferred, and shall be kept by the transferee for five years from the date the credits were transferred, used or terminated, whichever is later.

(e) *Make records available to EPA.* On request by EPA, the records required in this section must be made available to the Administrator or the Administrator's representative. For records that are electronically generated or maintained, the equipment and software necessary to read the records shall be made available, or if requested by EPA, electronic records shall be converted to

paper documents which shall be provided to the Administrator's authorized representative.

■ 61. A new § 80.603 is added to read as follows:

§ 80.603 What are the pre-compliance reporting requirements for NRLM diesel fuel?

(a) Except as provided in paragraph (c) of this section, beginning on June 1, 2005, and for each year until June 1, 2011, or until the entity produces or imports NR or NRLM diesel fuel meeting the 15 ppm sulfur standard of § 80.510(b) or (c), all refiners and importers planning to produce or import NR or NRLM diesel fuel, shall submit the following information to EPA:

(1) Any changes to the information submitted for the company registration;

(2) Any changes to the information submitted for any refinery or import facility registration;

(3) Any estimate of the average daily volumes (in gallons) of each sulfur grade of motor vehicle and NRLM diesel fuel produced (or imported) at each refinery (or import facility). These volume estimates must be provided both for fuel produced from crude oil, as well as any fuel produced from other sources, and must be provided for the periods of June 1, 2010 through December 31, 2010, calendar years 2011 through 2013, January 1, 2014 through May 31, 2014, and June 1, 2014 through December 31, 2014;

(4) If expecting to participate in the credit trading program, estimates of the number of credits to be generated and/or used each year the program;

(5) Information on project schedule by quarter of known or projected completion date by the stage of the project, for example, following the five project phases described in EPA's June 2002 Highway Diesel Progress Review report (EPA420-R-02-016, <http://www.epa.gov/otaq/regs/hd2007/420r02016.pdf>): Strategic planning, Planning and front-end engineering, Detailed engineering and permitting, Procurement and construction, and Commissioning and startup;

(6) Basic information regarding the selected technology pathway for compliance (e.g., conventional hydrotreating vs. other technologies, revamp vs. grassroots, etc.);

(7) Whether capital commitments have been made or are projected to be made; and

(8) The pre-compliance reports due in 2006 and later years must provide an update of the progress in each of these areas.

(b) Reports under this section may be submitted in conjunction with reports submitted under § 80.594.

(c) The pre-compliance reporting requirements of this section do not apply to refineries subject to the provisions of § 80.513.

■ 62. A new § 80.604 is added to read as follows:

§ 80.604 What are the annual reporting requirements for refiners and importers of NRLM diesel fuel?

Beginning with the annual compliance period that begins June 1, 2007, or the first period during which credits are generated, transferred or used, or the first period during which NRLM diesel fuel or heating oil is produced under a small refiner compliance option under this subpart, whichever is earlier, any refiner or importer who produces or imports NRLM diesel fuel must submit annual compliance reports for each refinery and importer facility that contain the following information required, and such other information as EPA may require.

(a) *All refiners and importers.* (1) The refiner or importer's company name and the EPA company and facility identification number.

(2) If the refiner is a small refiner, a statement regarding to which small refiner option it is subject.

(b) *Small refiners.* (1) For each refinery of small refiners subject to the provisions of § 80.551(g) and § 80.554(a) for each compliance period from June 1, 2007 through May 31, 2010, report the following:

(i) The total volume of diesel fuel produced and designated as NRLM diesel fuel.

(ii) The volume of diesel fuel produced and designated as NRLM diesel fuel having a sulfur content less than or equal to the 500 ppm sulfur standard under § 80.510(a).

(iii) The total volume of diesel fuel produced and designated as NRLM diesel fuel having a sulfur content greater than the 500 ppm sulfur standard under § 80.510(a).

(iv) The total volume of heating oil produced.

(v) The baseline under § 80.554(a)(1).

(vi) The total volume of diesel fuel produced and designated as NRLM diesel fuel that is exempt from the 500 ppm sulfur standard of § 80.510(a).

(vii) The total volume, if any, of NRLM diesel fuel subject to the 500 ppm sulfur standard § 80.510(a) that had a sulfur content exceeding 500 ppm.

(2) For each refinery of small refiners subject to the provisions of § 80.551(g) and § 80.554(b), for each compliance period between June 1, 2010 and May 31, 2012, report the following:

(i) The total volume of diesel fuel produced and designated as NR diesel fuel.

(ii) The total volume of diesel fuel produced and designated as LM diesel fuel.

(iii) The total volume of diesel fuel produced and designated as NR diesel fuel subject to the 500 ppm sulfur standard under § 80.510(a).

(iv) The total volume of diesel fuel produced and designated as LM diesel fuel subject to the 500 ppm sulfur standard under § 80.510(a).

(v) The volume of diesel fuel produced and designated as NR diesel fuel having a sulfur content of 15 ppm or less.

(vi) The baseline under § 80.554(b)(1).

(vii) The total volume of NRLM diesel fuel produced that is eligible for the sulfur standard under § 80.510(a). (viii) The total volume, if any, of NRLM diesel fuel subject to the 15 ppm sulfur standard that had a sulfur content in excess of 15 ppm.

(3) For each refinery of small refiners subject to the provisions of § 80.551(g) and § 80.554(b), for each compliance period between June 1, 2012 and May 31, 2014, report the following:

(i) The total volume of diesel fuel produced and designated as NRLM diesel fuel.

(ii) The total volume diesel fuel produced and designated as NRLM diesel fuel subject to the 500 ppm sulfur standard under § 80.510(a).

(iii) The total volume of diesel fuel produced and designated as NRLM diesel fuel having a sulfur content less than or equal to the 15 ppm sulfur standard under § 80.510(c).

(iv) The baseline under § 80.554(b)(1).

(v) The total volume of NRLM diesel fuel produced that is eligible for the 500 ppm sulfur standard under § 80.510(a).

(vi) The total volume, if any, of NRLM diesel fuel subject to the 15 ppm sulfur standard that had a sulfur content in excess of 15 ppm.

(4) For each refinery of a small refiner that elects to produce NRLM diesel fuel subject to the 15 ppm sulfur standard of § 80.510(c) beginning June 1, 2006 under § 80.551(g) and § 80.554(d), for each compliance period report the following:

(i) The total volume of diesel fuel produced and designated as NRLM diesel fuel.

(ii) The total volume of diesel fuel produced and designated as NRLM diesel fuel having a sulfur content less than or equal to 15 ppm.

(iii) The percentages of NRLM diesel fuel produced and designated having a sulfur content less than or equal to 15 ppm under § 80.554(d)(1)(i) and (ii).

(iv) The deficit, if any, and the number of credits purchased, if any, to cover any deficit as provided in § 80.554(d)(3).

(v) A report of the small refiner's progress toward compliance with the gasoline standards under §§ 80.240 and 80.255.

(c) *Credit generation and use.* Information regarding the generation, use, transfer and retirement of credits, separately by refinery and import facility, including the following:

(1) The number of credits at the beginning of the compliance period.

(2) The number of credits generated.

(3) The number of credits used.

(4) If any credits were obtained from or transferred to other refineries or importers, for each other refinery or importer, the name, address, the EPA company identification number, and the number of credits obtained from or transferred to the other party.

(5) The number of credits retired.

(6) The credit balance at the beginning and end of the compliance period.

(d) *Batch reports.* For each batch of NRLM diesel fuel and heating oil (if applicable) produced or imported and delivered during the compliance periods under paragraph (b) of this section, include the following:

(1) The batch volume.

(2) The batch number assigned using the batch numbering conventions under § 80.65(d)(3) and the appropriate designation under § 80.598.

(3) The date of production or import.

(4) For each batch provide the information specified in paragraph (a)(1) of this section.

(5) The sulfur content and cetane and aromatics content of the fuel.

(6) Whether the batch was dyed with visible evidence of dye solvent red 164 before leaving the refinery or import facility or was undyed.

(7) Whether the batch was marked with marker solvent yellow 124 before leaving the refinery or import facility or was unmarked.

(e) *Additional reporting requirements for importers.* Importers of NRLM diesel fuel are subject to the following additional requirements:

(1) The reporting requirements under § 80.620, if applicable.

(2) Importers must exclude certified DFR-Diesel from calculations under this section.

(f) *Report submission.* Any report required by this section must be—

(1) On forms and following procedures specified by the Administrator of EPA;

(2) Signed and certified as meeting all the applicable requirements of this subpart by the owner or a responsible

corporate officer of the refiner or importer; and

(3) Except for small refiners subject to § 80.554(d), submitted to EPA no later than August 31 each year for the prior annual compliance period. Small refiners subject to the provisions of § 80.554(d), reports must be submitted August 31 for the previous reporting period.

(4) With the exception of reports required under paragraph (b)(3) of this section, no reports will be required under this section after August 31, 2014.

■ 63. A center heading is added after § 80.604 to read as follows:

Exemptions

■ 64. A new § 80.606 is added to read as follows:

§ 80.606 What national security exemption applies to distillate fuel?

(a) The motor vehicle diesel fuel standards of § 80.520(a)(1), (a)(2), and (c) and the nonroad, locomotive or marine diesel fuel standards of § 80.510(a), (b), and (c) do not apply to distillate fuel that is produced, imported, sold, offered for sale, supplied, offered for supply, stored, dispensed, or transported for use in—

(1) Tactical military motor vehicles or tactical military nonroad engines, vehicles or equipment, including locomotive and marine, having an EPA national security exemption from the motor vehicle emissions standards under 40 CFR 85.1708, or from the nonroad engine emission standards under 40 CFR part 89, 40 CFR part 92, 40 CFR part 94, or 40 CFR part 1068; and

(2) Tactical military motor vehicles or tactical military nonroad engines, vehicles or equipment, including locomotive and marine, that are not subject to a national security exemption from vehicle or engine emissions standards as described in paragraph (a)(1) of this section but, for national security purposes (for purposes of readiness for deployment overseas), need to be fueled on the same fuel as the vehicles, engines, or equipment for which EPA has granted such a national security exemption.

(b) The exempt fuel must meet the following conditions:

(1) It must be accompanied by product transfer documents as required under § 80.590;

(2) It must be segregated from non-exempt MVNRLM diesel fuel at all points in the distribution system;

(3) It must be dispensed from a fuel pump stand, fueling truck or tank that is labeled with the appropriate designation of the fuel, such as “JP-5” or “JP-8”; and

(4) It may not be used in any motor vehicles or nonroad engines, equipment or vehicles, including locomotive and marine, other than the vehicles, engines, and equipment referred to in paragraph (a) of this section.

■ 65. A new § 80.607 is added to read as follows:

§ 80.607 What are the requirements for obtaining an exemption for diesel fuel used for research, development or testing purposes?

(a) *Written request for a research and development exemption.* Any person may receive an exemption from the provisions of this subpart for diesel fuel used for research, development, or testing purposes by submitting the information listed in paragraph (c) of this section to:

Director, Transportation and Regional Programs Division (6406J), U.S. Environmental Protection Agency, 1200 Pennsylvania Avenue, NW., Washington, DC 20460 (postal mail); or

Director, Transportation and Regional Programs Division, U.S. Environmental Protection Agency, 1310 L Street, NW., 6th floor, Washington, DC 20005 (express mail/courier); and

Director, Air Enforcement Division (2242A), U.S. Environmental Protection Agency, Ariel Rios Building, 1200 Pennsylvania Avenue, NW., Washington, DC 20460.

(b) *Criteria for a research and development exemption.* For a research and development exemption to be granted, the person requesting an exemption must—

(1) Demonstrate a purpose that constitutes an appropriate basis for exemption;

(2) Demonstrate that an exemption is necessary;

(3) Design a research and development program to be reasonable in scope; and

(4) Exercise a degree of control consistent with the purpose of the program and EPA's monitoring requirements.

(c) *Information required to be submitted.* To demonstrate each of the elements in paragraphs (b)(1) through (4) of this section, the person requesting an exemption must include the following information in the written request required under paragraph (a) of this section:

(1) A concise statement of the purpose of the program demonstrating that the program has an appropriate research and development purpose.

(2) An explanation of why the stated purpose of the program cannot be achieved in a practicable manner without performing one or more of the prohibited acts under this subpart.

(3) To demonstrate the reasonableness of the scope of the program:

(i) An estimate of the program's duration in time and, if appropriate, mileage;

(ii) An estimate of the maximum number of vehicles or engines involved in the program;

(iii) The manner in which the information on vehicles and engines used in the program will be recorded and made available to the Administrator upon request; and

(iv) The quantity of diesel fuel which does not comply with the requirements of §§ 80.520 and 80.521 for motor vehicle diesel fuel or § 80.510 for NRLM diesel fuel.

(4) With regard to control, a demonstration that the program affords EPA a monitoring capability, including the following:

(i) The site(s) of the program (including facility name, street address, city, county, state, and zip code);

(ii) The manner in which information on vehicles and engines used in the program will be recorded and made available to the Administrator upon request;

(iii) The manner in which information on the diesel fuel used in the program (including quantity, fuel properties, name, address, telephone number and contact person of the supplier, and the date received from the supplier), will be recorded and made available to the Administrator upon request;

(iv) The manner in which the party will ensure that the research and development fuel will be segregated from motor vehicle diesel fuel or NRLM diesel fuel, as applicable, and how fuel pumps will be labeled to ensure proper use of the research and development diesel fuel;

(v) The name, address, telephone number and title of the person(s) in the organization requesting an exemption from whom further information on the application may be obtained; and

(vi) The name, address, telephone number and title of the person(s) in the organization requesting an exemption who is responsible for recording and making available the information specified in this paragraph (c), and the location where such information will be maintained.

(d) *Additional requirements.* (1) The product transfer documents associated with research and development motor vehicle diesel fuel must comply with requirements of § 80.590(b)(3).

(2) The research and development diesel fuel must be designated by the refiner or supplier, as applicable, as research and development diesel fuel.

(3) The research and development diesel fuel must be kept segregated from non-exempt MVNRLM diesel fuel at all points in the distribution system.

(4) The research and development diesel fuel must not be sold, distributed, offered for sale or distribution, dispensed, supplied, offered for supply, transported to or from, or stored by a diesel fuel retail outlet, or by a wholesale purchaser-consumer facility, unless the wholesale purchaser-consumer facility is associated with the research and development program that uses the diesel fuel.

(5) At the completion of the program, any emission control systems or elements of design which are damaged or rendered inoperative shall be replaced on vehicles remaining in service, or the responsible person will be liable for a violation of the Clean Air Act section 203(a)(3) (42 U.S.C. 7522 (a)(3)) unless sufficient evidence is supplied that the emission controls or elements of design were not damaged.

(e) *Mechanism for granting of an exemption.* A request for a research and development exemption will be deemed approved by the earlier of 60 days from the date on which EPA receives the request for exemption, (provided that EPA has not notified the applicant of potential disapproval by that time), or the date on which the applicant receives a written approval letter from EPA.

(1) The volume of diesel fuel subject to the approval shall not exceed the estimated amount under paragraph (c)(3)(iv) of this section, unless EPA grants a greater amount in writing.

(2) Any exemption granted under this section will expire at the completion of the test program or three years from the date of approval, whichever occurs first, and may only be extended upon re-application consistent with all requirements of this section.

(3) The passage of 60 days will not signify the acceptance by EPA of the validity of the information in the request for an exemption. EPA may elect at any time to review the information contained in the request, and where appropriate may notify the responsible person of disapproval of the exemption.

(4) In granting an exemption the Administrator may include terms and conditions, including replacement of emission control devices or elements of design, that the Administrator determines are necessary for monitoring the exemption and for assuring that the purposes of this subpart are met.

(5) Any violation of a term or condition of the exemption, or of any requirement of this section, will cause the exemption to be void *ab initio*.

(6) If any information required under paragraph (c) of this section should change after approval of the exemption, the responsible person must notify EPA in writing immediately. Failure to do so may result in disapproval of the exemption or may make it void *ab initio*, and may make the party liable for a violation of this subpart.

(f) *Effects of exemption.* Motor vehicle diesel fuel or NRLM diesel fuel that is subject to a research and development exemption under this section is exempt from other provisions of this subpart provided that the fuel is used in a manner that complies with the purpose of the program under paragraph (c) of this section and the requirements of this section.

(g) *Notification of completion.* The party shall notify EPA in writing within 30 days after completion of the research and development program.

■ 66. A new § 80.608 is added to read as follows:

§ 80.608 What requirements apply to diesel fuel for use in the Territories?

The sulfur standards of § 80.520(a)(1) and (c) related to motor vehicle diesel fuel, and of § 80.510(a), (b), and (c) related to NRLM diesel fuel, do not apply to diesel fuel that is produced, imported, sold, offered for sale, supplied, offered for supply, stored, dispensed, or transported for use in the Territories of Guam, American Samoa or the Commonwealth of the Northern Mariana Islands, provided that such diesel fuel is—

(a) Designated by the refiner or importer as high sulfur diesel fuel only for use in Guam, American Samoa, or the Commonwealth of the Northern Mariana Islands;

(b) Used only in Guam, American Samoa, or the Commonwealth of the Northern Mariana Islands;

(c) Accompanied by documentation that complies with the product transfer document requirements of § 80.590(b)(1); and

(d) Segregated from non-exempt MVNRLM diesel fuel at all points in the distribution system from the point the diesel fuel is designated as exempt fuel only for use in Guam, American Samoa, or the Commonwealth of the Northern Mariana Islands, while the exempt fuel is in the United States but outside these Territories.

■ 67. Section 80.610 is revised to read as follows:

§ 80.610 What acts are prohibited under the diesel fuel sulfur program?

No person shall—

(a) *Standard, dye, marker or product violation.* (1) Produce, import, sell, offer

for sale, dispense, supply, offer for supply, store or transport motor vehicle diesel fuel, NRLM diesel fuel, or heating oil that does not comply with the applicable standards, dye, marking or any other product requirements under this subpart I and 40 CFR part 69.

(2) Beginning June 1, 2007, produce, import, sell, offer for sale, dispense, supply, offer for supply, store or transport any diesel fuel for use in motor vehicle or nonroad engines that contains greater than 0.10 milligrams per liter of solvent yellow 124, except for 500 ppm sulfur diesel fuel produced or imported from June 1, 2010 through September 30, 2012 for use only in locomotive or marine diesel engines that is marked under the provisions of § 80.510(e).

(3) Beginning June 1, 2007, produce, import, sell, offer for sale, dispense, supply, offer for supply, store or transport heating oil for use in any nonroad diesel engine, including any locomotive or marine diesel engine.

(b) *Designation and volume balance violation.* Produce, import, sell, offer for sale, dispense, supply, offer for supply, store or transport motor vehicle diesel, NRLM diesel fuel, heating oil or other distillate that does not comply with the applicable designation or volume balance requirements under §§ 80.598 and 80.599.

(c) *Additive violation.* (1) Produce, import, sell, offer for sale, dispense, supply, offer for supply, store or transport any motor vehicle diesel fuel additive or NRLM diesel fuel additive for use at a downstream location that does not comply with the applicable requirements of § 80.521.

(2) Blend or permit the blending into motor vehicle diesel fuel or NRLM diesel fuel at a downstream location, or use, or permit the use, in motor vehicle diesel fuel or NRLM diesel fuel, of any additive that does not comply with the applicable requirements of § 80.521.

(d) *Used motor oil violation.* Introduce into the fuel system of a model year 2007 or later diesel motor vehicle or model year 2011 or later nonroad diesel engine (except for locomotive or marine engines) or other nonroad diesel engine certified for the use of 15 ppm sulfur content fuel, or permit the introduction into the fuel system of such vehicle or nonroad engine of used motor oil, or used motor oil blended with diesel fuel, that does not comply with the requirements of § 80.522.

(e) *Improper fuel usage violation.* (1) Introduce, or permit the introduction of, fuel into model year 2007 or later diesel motor vehicles, and beginning December 1, 2010 into any diesel motor

vehicle, that does not comply with the standards and dye requirements of § 80.520(a) and (b);

(2) Introduce, or permit the introduction of, fuel into any nonroad diesel engine (including any locomotive or marine diesel engine) that does not comply with the applicable standards, dye and marking requirements of § 80.510(a), (d), and (e) and § 80.520(b) beginning on the following dates:

(i) This prohibition begins December 1, 2007 in the areas specified in § 80.510(g)(1) and (g)(2), except as specified in paragraph (e)(2)(ii) of this section.

(ii) This prohibition begins December 1, 2010 in the area specified in § 80.510(g)(2) for NRLM diesel fuel that is produced in accordance with a compliance plan approved under § 80.554.

(iii) This prohibition begins December 1, 2010 in all other areas.

(3) Introduce, or permit the introduction of, fuel into any nonroad diesel engine (other than locomotive and marine diesel engines) that does not comply with the applicable standards, dye and marking requirements of § 80.510(b) and (e) beginning on the following dates:

(i) This prohibition begins December 1, 2010 in the areas specified in § 80.510(g)(1) and (g)(2), except as specified paragraph (e)(3)(ii) of this section.

(ii) This prohibition begins December 1, 2014 in the area specified in § 80.510(g)(2) for NRLM diesel fuel that is produced in accordance with a compliance plan approved under § 80.554.

(iii) This prohibition begins beginning December 1, 2014 in all other areas.

(4) Introduce, or permit the introduction of, fuel into any locomotive and marine diesel engine which does not comply with the applicable standards, dye and marking requirements of § 80.510(c) and § 80.510(f) in the following areas beginning on the following dates:

(i) This prohibition begins December 1, 2012 in the areas specified in § 80.510(g)(1) and (g)(2), except as specified in paragraph (e)(4)(ii) of this section.

(ii) This prohibition does not apply in the area specified in § 80.510(g)(2) for NRLM diesel fuel that is produced in accordance with a compliance plan approved under § 80.554.

(iii) This prohibition does not apply in any other areas.

(5) Introduce, or permit the introduction of, fuel into any model year 2011 or later nonroad diesel engine certified for use on 15 ppm sulfur

content fuel, diesel fuel which does not comply with the applicable standards, dye and marking requirements of § 80.510(b) through (f).

(f) *Cause another party to violate.* Cause another person to commit an act in violation of paragraphs (a) through (e) of this section.

(g) *Cause violating fuel or additive to be in the distribution system.* Cause motor vehicle diesel fuel, or NRLM diesel fuel, to be in the diesel fuel distribution system which does not comply with the applicable standard, dye or marker requirements or the product segregation requirements of this Subpart I, or cause any diesel fuel additive to be in the diesel fuel additive distribution system which does not comply with the applicable sulfur standards under § 80.521.

■ 68. Section 80.611 is revised to read as follows:

§ 80.611 What evidence may be used to determine compliance with the prohibitions and requirements of this subpart and liability for violations of this subpart?

(a) *Compliance with sulfur, cetane, and aromatics standards, dye and marker requirements.* Compliance with the standards, dye, and marker requirements in §§ 80.510, 80.511, 80.520, and 80.521 shall be determined based on the level of the applicable component or parameter, using the sampling methodologies specified in § 80.330(b), as applicable, and an approved testing methodology under the provisions of §§ 80.580 through 80.586 for sulfur; § 80.2(w) for cetane index; § 80.2(z) for aromatic content; and § 80.582 for fuel marker. Any evidence or information, including the exclusive use of such evidence or information, may be used to establish the level of the applicable component or parameter in the diesel fuel or additive, or motor oil to be used in diesel fuel, if the evidence or information is relevant to whether that level would have been in compliance with the standard if the regulatory sampling and testing methodology had been correctly performed. Such evidence may be obtained from any source or location and may include, but is not limited to, test results using methods other than the compliance methods in this paragraph (a), business records, and commercial documents.

(b) *Compliance with other requirements.* Determination of compliance with the requirements and prohibitions of this subpart other than the standards described in paragraph (a) of this section and in §§ 80.510, 80.511, 80.520, and 80.521, and determination of liability for any violation of this

subpart, may be based on information obtained from any source or location. Such information may include, but is not limited to, business records and commercial documents.

■ 69. Section 80.612 is amended by revising paragraph (a) to read as follows:

§ 80.612 Who is liable for violations of this subpart?

(a) *Persons liable for violations of prohibited acts.* (1) *Standard, dye, marker, additives, used motor oil, heating oil, fuel introduction, and other product requirement violations.* (i) Any refiner, importer, distributor, reseller, carrier, retailer, wholesale purchaser-consumer who owned, leased, operated, controlled or supervised a facility where a violation of any provision of § 80.610(a) through (e) occurred, or any other person who violates any provision of § 80.610(a) through (e), is deemed liable for the applicable violation, except that distributors who receive diesel fuel or distillate from the point where it is taxed, dyed or marked, and retailers and wholesale purchaser-consumers are not deemed liable for any violation of § 80.610(b).

(ii) Any person who causes another person to violate § 80.610(a) through (e) is liable for a violation of § 80.610(f).

(iii) Any refiner, importer, distributor, reseller, carrier, retailer, or wholesale purchaser-consumer who produced, imported, sold, offered for sale, dispensed, supplied, offered to supply, stored, transported, or caused the transportation or storage of, diesel fuel or distillate that violates § 80.610(a), is deemed in violation of § 80.610(f).

(iv) Any person who produced, imported, sold, offered for sale, dispensed, supplied, offered to supply, stored, transported, or caused the transportation or storage of a diesel fuel additive which is used in motor vehicle diesel fuel or NRLM diesel fuel that is found to violate § 80.610(a), is deemed in violation of § 80.610(f).

(2) *Cause violating diesel fuel or additive to be in the distribution system.* Any refiner, importer, distributor, reseller, carrier, retailer, or wholesale purchaser-consumer or any other person who owned, leased, operated, controlled or supervised a facility from which distillate fuel or additive was released into the distribution system which does not comply with the applicable standards, marking or dye requirements of this Subpart I is deemed in violation of § 80.610(g).

(3) *Branded refiner/importer liability.* Any refiner or importer whose corporate, trade, or brand name, or whose marketing subsidiary's corporate, trade, or brand name appeared at a

facility where a violation of § 80.610(a) or (b) occurred, is deemed in violation of § 80.610(a) or (b), as applicable.

(4) *Carrier causation.* In order for a distillate fuel or diesel fuel additive carrier to be liable under paragraph (a)(1)(ii), (a)(1)(iii), or (a)(1)(iv) of this section, as applicable, EPA must demonstrate, by reasonably specific showing by direct or circumstantial evidence, that the carrier caused the violation.

(5) *Parent corporation.* Any parent corporation is liable for any violations of this subpart that are committed by any subsidiary.

(6) *Joint venture.* Each partner to a joint venture is jointly and severally liable for any violation of this subpart that occurs at the joint venture facility or is committed by the joint venture operation.

* * * * *

■ 70. Section 80.613 is amended by revising the section heading and paragraphs (a) and (d) to read as follows:

§ 80.613 What defenses apply to persons deemed liable for a violation of a prohibited act under this subpart?

(a) *Presumptive liability defenses.* (1) Any person deemed liable for a violation of a prohibition under § 80.612(a)(1)(i), (a)(1)(iii), (a)(2), or (a)(3), will not be deemed in violation if the person demonstrates the following:

(i) The violation was not caused by the person or the person's employee or agent;

(ii) Product transfer documents account for fuel or additive found to be in violation and indicate that the violating product was in compliance with the applicable requirements when it was under the person's control;

(iii) The person conducted a quality assurance sampling and testing program, as described in paragraph (d) of this section, except for those persons subject to the provisions of paragraph (a)(1)(iv), (a)(1)(v), or (a)(1)(vi) of this section or § 80.614. A carrier may rely on the quality assurance program carried out by another party, including the party who owns the diesel fuel in question, provided that the quality assurance program is carried out properly. Retailers, wholesale purchaser-consumers, and ultimate consumers of diesel fuel are not required to conduct quality assurance programs;

(iv) For refiners and importers of diesel fuel subject to the 15 ppm sulfur standard under § 80.510(b) or (c), or § 80.520(a)(1), or the 500 ppm sulfur standard under § 80.510(a) or 80.520(c), test results that—

(A) Were conducted according to an appropriate test methodology approved or designated under §§ 80.580 through 80.586, 80.2(w), or 80.2(z), as appropriate; and

(B) Establish that, when it left the party's control, the fuel did not violate the sulfur, cetane or aromatics standard, or the dye or marking provisions of §§ 80.510 or 80.511, as applicable;

(v) For any truck loading terminal or any other person who delivers heating oil for delivery to the ultimate consumer and is subject to the requirement to mark heating oil or LM diesel fuel under § 80.510(d) through (f), data which demonstrates that when it left the truck loading terminal or other facility, the concentration of marker solvent yellow 124 was equal to or greater than six milligrams per liter. In lieu of testing for marker solvent yellow 124 concentration, evidence may be presented of an oversight program, including records of marker inventory, purchase and additization, and records of periodic inspection and calibration of additization equipment that ensures that marker is added to heating oil or LM diesel fuel, as applicable, under § 80.510(d) through (f) in the required concentration;

(vi) Except as provided in § 80.614, for any person who, at a downstream location, blends a diesel fuel additive subject to the requirements of § 80.521(b) into motor vehicle diesel fuel or NRLM diesel fuel subject to the 15 ppm sulfur standard under § 80.520(a) or § 80.510(b) or (c), except a person who blends additives into fuel tanker trucks at a truck loading rack subject to the provisions of paragraph (d)(2) of this section, test results which are conducted subsequent to the blending of the additive into the fuel, and which comply with the requirements of paragraphs (a)(1)(iv)(A) and (B) of this section; and

(vii) Any person deemed liable for a designation or volume balance provisions violation under § 80.610(b) and 80.612(a) will not be deemed in violation if the person demonstrates, through product transfer documents, records, reports and other evidence that the diesel fuel or distillate was properly designated and volume balance requirements were met.

(2) Any person deemed liable for a violation under § 80.612(a)(1)(iv), in regard to a diesel fuel additive subject to the requirements of § 80.521(a), will not be deemed in violation if the person demonstrates that—

(i) Product transfer document(s) account for the additive in the fuel found to be in violation, which comply with the requirements under § 80.591(a),

and indicate that the additive was in compliance with the applicable requirements while it was under the party's control; and

(ii) For the additive's manufacturer or importer, test results which accurately establish that, when it left the party's control, the additive in the diesel fuel determined to be in violation did not have a sulfur content greater than or equal to 15 ppm.

(A) Analysis of the additive sulfur content pursuant to this paragraph (a)(2) may be conducted at the time the batch was manufactured or imported, or on a sample of that batch which the manufacturer or importer retains for such purpose for a minimum of two years from the date the batch was manufactured or imported.

(B) After two years from the date the additive batch was manufactured or imported, the additive manufacturer or importer is no longer required to retain samples for the purpose of complying with the testing requirements of this paragraph (a)(2).

(C) The analysis of the sulfur content of the additive must be conducted pursuant to the requirements of § 80.580.

(3) Any person who is deemed liable for a violation under § 80.612(a)(1)(iv) with regard to a diesel fuel additive subject to the requirements of § 80.521(b), will not be deemed in violation if the person demonstrates that—

(i) The violation was not caused by the party or the party's employee or agent;

(ii) Product transfer document(s) which comply with the additive information requirements under § 80.591(b), account for the additive in the fuel found to be in violation, and indicate that the additive was in compliance with the applicable requirements while it was under the party's control; and

(iii) For the additive's manufacturer or importer, test results which accurately establish that, when it left the party's control, the additive in the diesel fuel determined to be in violation was in conformity with the information on the additive product transfer document pursuant to the requirements of § 80.591(b). The testing procedures applicable under paragraph (a)(2) of this section, also apply under this paragraph (a)(3).

* * * * *

(d) *Quality assurance and testing program.* To demonstrate an acceptable quality assurance program under paragraph (a)(1)(iii) of this section, a person must present evidence of the following:

(1) A periodic sampling and testing program to ensure the diesel fuel or additive the person sold, dispensed, supplied, stored, or transported, meets the applicable standards and requirements, including the requirements relating to the presence of marker solvent yellow 124.

(2) For those parties who, at a downstream location, blend diesel fuel additives subject to the requirements of § 80.521(b) into fuel trucks at a truck loading rack, the periodic sampling and testing program required under this paragraph (d) must ensure, by taking into account the greater risk of noncompliance created through use of a high sulfur additive, that the diesel fuel into which the additive was blended meets the applicable standards subsequent to the blending.

(3) On each occasion when diesel fuel or additive is found not in compliance with the applicable standard:

(i) The person immediately ceases selling, offering for sale, dispensing, supplying, offering for supply, storing or transporting the non-complying product.

(ii) The person promptly remedies the violation and the factors that caused the violation (for example, by removing the non-complying product from the distribution system until the applicable standard is achieved and taking steps to prevent future violations of a similar nature from occurring).

(4) For any carrier who transports diesel fuel or additive in a tank truck, the quality assurance program required under this paragraph (d) need not include its own periodic sampling and testing of the diesel fuel or additive in the tank truck, but in lieu of such tank truck sampling and testing, the carrier shall demonstrate evidence of an oversight program for monitoring compliance with the requirements of this subpart relating to the transport or storage of such product by tank truck, such as appropriate guidance to drivers regarding compliance with the applicable sulfur standard, product segregation and product transfer document requirements, and the periodic review of records received in the ordinary course of business concerning diesel fuel or additive quality and delivery.

■ 71. Section 80.614 is revised to read as follows:

§ 80.614 What are the alternative defense requirements in lieu of § 80.613(a)(1)(vi) for static dissipater additives exceeding the 15 ppm sulfur standard but that contribute less than 0.05 ppm sulfur when added to MVNRLM diesel fuel?

Any person who blends a MVNRLM diesel fuel additive package into

MVNRLM diesel fuel subject to the 15 ppm sulfur standards of § 80.510(b) or (c) or § 80.520(a) which contains a static dissipater additive that has a sulfur content greater than 15 ppm but whose contribution to the sulfur content of the MVNRLM diesel fuel is less than 0.05 ppm at its maximum recommended concentration, and which contains no other additives with a sulfur content greater than 15 ppm must establish all the following in order to use this section as an alternative to the defense element under § 80.613(a)(1)(vi):

(a)(1) The blender of the static dissipater additive package has a sulfur content test result for the MVNRLM diesel fuel prior to blending of the additive that indicates that the additive package, when added, will not cause the MVNRLM diesel fuel sulfur content to exceed 15 ppm sulfur.

(2) In cases where the storage tank that contains MVNRLM diesel fuel prior to addition contains multiple fuel batches, the blender of the static dissipater additive package must have sulfur test results on each batch of MVNRLM diesel fuel that was added to the storage tank during the current and previous VAR periods, which indicates that the additive package, when added to the component MVNRLM diesel fuel batch in the storage tank with the highest sulfur level would not cause that component batch to exceed 15 ppm sulfur.

(b) The volumetric additive reconciliation (VAR) standard is attained as determined under the provisions of this section. The VAR reconciliation standard is attained when the actual concentration of a static dissipater additive package used per the VAR formula record under paragraph (f) of this section is less than the concentration that would have caused any batch of MVNRLM diesel fuel to exceed a sulfur content of 15 ppm given the maximum sulfur test result on any MVNRLM diesel fuel batch described in paragraph (a) of this section that is additized with the static dissipater additive package during the VAR period.

(c) The product transfer document complies with the applicable sulfur information requirements of § 80.591.

(d) If more than one static dissipater additive package is used during a VAR period, then a separate VAR formula record must be created for MVNRLM diesel fuel additized for each of the static dissipater additive packages used. In such cases, the amount of the each static dissipater additive package used must be accurately and separately measured, either through the use of a separate storage tank, a separate meter,

or some other measurement system that is able to accurately distinguish its use.

(e) Recorded volumes of MVNRLM diesel fuel and static dissipater additive package must be expressed to the nearest gallon (or smaller units), except that static dissipater additive package volumes of five gallons or less must be expressed to the nearest tenth of a gallon (or smaller units). However, if the blender's equipment cannot accurately measure to the nearest tenth of a gallon, then such volumes must be rounded upward to the next higher gallon for purposes of determining compliance with this section.

(f) Each VAR formula record must also contain the following information:

(1) *Automated blending facilities.* In the case of an automated static dissipater additive package blending facility, for each VAR period, for each static dissipater additive package storage system, and each static dissipater additive package in that storage system, the following must be recorded:

(i)(A) The manufacturer and commercial identifying name of the static dissipater additive package being reconciled, the maximum recommended treatment level, the potential contribution to the sulfur content of the finished fuel that might result when the additive package is used at its maximum recommended treatment level, the intended treatment level, and the contribution to the sulfur content of the finished fuel that would result when the additive package is used at its intended treatment level. The intended treatment level is the treatment level that the additive injection equipment is set to.

(B) The maximum recommended treatment level and the intended treatment level must be expressed in terms of gallons of static dissipater additive package per thousand gallons of MVNRLM diesel fuel, and expressed to four significant figures. If the static dissipater additive package storage system which is the subject of the VAR formula record is a proprietary system under the control of a customer, this fact must be indicated on the record.

(ii) The total volume of static dissipater additive package blended into MVNRLM diesel fuel, in accordance with one of the following methods, as applicable.

(A) For a facility which uses in-line meters to measure static dissipater additive package usage, the total volume of static dissipater additive package measured, together with supporting data which includes one of the following: the beginning and ending meter readings for each meter being measured, the metered batch volume measurements for each

meter being measured, or other comparable metered measurements. The supporting data may be supplied on the VAR formula record or in the form of computer printouts or other comparable VAR supporting documentation.

(B) For a facility which uses a gauge to measure the inventory of the static dissipater additive package storage tank, the total volume of static dissipater additive package shall be calculated from the following equation:

$$\text{Static dissipater additive package Volume} = (A) - (B) + (C) - (D)$$

Where:

A = Initial static dissipater additive package inventory of the tank

B = Final static dissipater additive package inventory of the tank

C = Sum of any additions to static dissipater additive package inventory

D = Sum of any withdrawals from static dissipater additive package inventory for purposes other than the additization of MVNRLM diesel fuel.

(C) The value of each variable in the equation in paragraph (f)(1)(ii)(B) of this section must be separately recorded on the VAR formula record. In addition, a list of each static dissipater additive package addition included in variable C and a list of each static dissipater additive package withdrawal included in variable D must be provided, either on the formula record or as VAR supporting documentation.

(iii) The total volume of MVNRLM diesel fuel to which static dissipater additive package has been added, together with supporting data which includes one of the following: the beginning and ending meter measurements for each meter being measured, the metered batch volume measurements for each meter being measured, or other comparable metered measurements. The supporting data may be supplied on the VAR formula record or in the form of computer printouts or other comparable VAR supporting documentation.

(iv) The actual static dissipater additive package concentration, calculated as the total volume of static dissipater additive package added (pursuant to paragraph (f)(1)(ii) of this section), divided by the total volume of MVNRLM diesel fuel (pursuant to paragraph (f)(1)(iii) of this section). The concentration must be calculated and recorded to 4 significant figures.

(v) A list of each static dissipater additive package concentration rate set for the static dissipater additive package that is the subject of the VAR record, together with the date and description of each adjustment to any initially set concentration. The concentration adjustment information may be

supplied on the VAR formula record or in the form of computer printouts or other comparable VAR supporting documentation. No concentration setting is permitted above the maximum recommended concentration supplied by the additive manufacturer, except as described in paragraph (f)(1)(vii) of this section.

(vi) The dates of the VAR period, which shall be no longer than thirty-one days. If the VAR period is contemporaneous with a calendar month, then specifying the month will fulfill this requirement; if not, then the beginning and ending dates and times of the VAR period must be listed. The times may be supplied on the VAR formula record or in supporting documentation. Any adjustment to any static dissipater additive package concentration rate initially set in the VAR period shall terminate that VAR period and initiate a new VAR period, except as provided in paragraph (f)(1)(vii) of this section.

(vii) The concentration setting for a static dissipater additive package injector may be changed from the concentration initially set in the VAR period without terminating that VAR period, provided that:

(A) The purpose of the change is to correct a batch under-additization prior to the end of the VAR period and prior to the transfer of the batch to another party, or to correct an equipment malfunction where there has been no over-additization of the additive;

(B) The concentration is immediately returned after the correction to a concentration that fulfills the requirements of this paragraph (f);

(C) The blender creates and maintains documentation establishing the date and adjustments of the correction; and

(D) If the correction is initiated only to rectify an equipment malfunction, and the amount of static dissipater additive package used in this procedure is not added to MVNRLM diesel fuel within the compliance period, then this amount is subtracted from the static dissipater additive package volume listed on the VAR formula record. In such a case, the addition of this amount of static dissipater additive must be reflected in the following VAR period.

(viii) The measured sulfur level for each batch of MVNRLM diesel fuel to which a static dissipater additive package is added during each VAR period. In cases where the storage tank that contains MVNRLM diesel fuel prior to additization contains multiple fuel batches, a measured sulfur level on each batch added to the storage tank during the current and previous VAR periods must be recorded.

(2) *Non-automated facilities.* In the case of a facility in which hand blending or any other non-automated method is used to blend static dissipater additive packages, for each static dissipater additive package and for each batch of MVNRLM diesel fuel to which the static dissipater additive package is being added, the following shall be recorded:

(i) The manufacturer and commercial identifying name of the static dissipater additive package being reconciled, the maximum recommended treatment level, the potential contribution to the sulfur content of the finished fuel that might result when the fuel is used at its maximum recommended treatment level, the intended treatment level, and the contribution to the sulfur content of the finished fuel that would result when the additive package is used at its intended treatment level.

(A) The maximum recommended treatment level and the intended treatment level must be expressed in terms of gallons of static dissipater additive package per thousand gallons of MVNRLM diesel fuel, and expressed to four significant figures.

(B) If the static dissipater additive package storage system which is the subject of the VAR formula record is a proprietary system under the control of a customer, this fact must be indicated on the record.

(ii) The date of the additization that is the subject of the VAR formula record.

(iii) The volume of added static dissipater additive package.

(iv) The volume of the MVNRLM diesel fuel to which the static dissipater additive package has been added.

(v) The brand (if known) of MVNRLM diesel fuel.

(vi) The actual static dissipater additive package concentration, calculated as the volume of added static dissipater additive package (pursuant to paragraph (f)(1)(ii)(B) of this section), divided by the volume of MVNRLM diesel fuel (pursuant to paragraph (f)(1)(iii) of this section). The concentration must be calculated and recorded to four significant figures.

(vii) The measured sulfur level for each batch of MVNRLM diesel fuel to which a static dissipater additive package is added during each VAR period. In cases where the storage tanks that contains MVNRLM diesel fuel prior to additization contains multiple fuel batches, a measured sulfur level on each batch added to the storage tank during the current and previous VAR periods must be recorded.

(3) *VAR formula records.* Every VAR formula record created pursuant to

paragraphs (f)(1) and (f)(2) of this section shall contain the following:

(i) The signature of the creator of the VAR record;

(ii) The date of the creation of the VAR record; and

(iii) A certification of correctness by the creator of the VAR record.

(4) *Electronically-generated VAR formula and supporting records.* (i) Electronically-generated records are acceptable for VAR formula records and supporting documentation (including PTDs), provided that they are complete, accessible, and easily readable. VAR formula records must also be stored with access and audit security, which must restrict to a limited number of specified people those who have the ability to alter or delete the records. In addition, parties maintaining records electronically must make available to EPA the hardware and software necessary to review the records.

(ii) Electronically-generated VAR formula records may use an electronic user identification code to satisfy the signature requirements of paragraph (f)(3)(i) of this section, provided that:

(A) The use of the identification is limited to the record creator; and

(B) A paper record is maintained, which is signed and dated by the VAR formula record creator, acknowledging that the use of that particular user ID on a VAR formula record is equivalent to his/her signature on the document.

(5) *Calibration requirements for automated blending facilities.* Automated static dissipater additive package blenders must calibrate their static dissipater additive package equipment at least once in each calendar half year, with the acceptable calibrations being no less than one hundred twenty days apart, except that calibrations may be closer in time so long as at least two calibrations meet the requirements to be in separate halves of the calendar year and no less than 120 days apart. Equipment recalibration is also required each time the static dissipater additive package is changed, unless written documentation indicates that the new static dissipater additive package has the same viscosity as the previous static dissipater additive package. Static dissipater package change calibrations may be used to satisfy the semiannual requirement provided that the calibrations occur in the appropriate half calendar year and are no less than one hundred twenty days apart.

(6) *Additional VAR documentation.* The following VAR supporting documentation must also be created and maintained:

(i) For all automated static dissipater additive package blending facilities, documentation reflecting performance of the calibrations required by paragraph (f)(5) of this section, and any associated adjustments of the automated static dissipater additive package injection equipment;

(ii) For all static dissipater additive package blending facilities, product transfer documents for all static dissipater additive packages, and static dissipater-additized MVNRLM diesel fuel transferred into or out of the facility;

(iii) For all automated static dissipater additive package blending facilities, documentation establishing the brands (if known) of the MVNRLM diesel fuel which is the subject of the VAR formula record; and

(iv) For all hand blending static dissipater additive package blenders, the documentation, if in the party's possession, supporting the volumes of MVNRLM diesel fuel and static dissipater additive package reported on the VAR formula record.

(7) *Document retention and availability.* All static dissipater additive package blenders shall retain the documents required under this section for a period of five years from the date the VAR formula records and supporting documentation are created, and shall deliver them upon request to the EPA Administrator or the Administrator's authorized representative.

(i) Except as provided in paragraph (f)(7)(iii) of this section, automated static dissipater additive package blender facilities and hand-blender facilities which are terminals, which physically blend static dissipater additive packages into MVNRLM diesel fuel, must make immediately available to EPA, upon request, the preceding twelve months of VAR formula records plus the preceding two months of VAR supporting documentation.

(ii) Except as provided in paragraph (f)(7)(iii) of this section, other hand-blending static dissipater additive package facilities which physically blend static dissipater additive package into MVNRLM diesel fuel must make immediately available to EPA, upon request, the preceding two months of VAR formula records and VAR supporting documentation.

(iii) Facilities which have centrally maintained records at other locations, or have customers who maintain their own records at other locations for their proprietary static dissipater additive package injection systems, and which can document this fact to the Agency, may have until the start of the next

business day after the EPA request to supply VAR supporting documentation, or longer if approved by the Agency.

(iv) In this paragraph (f)(7), the term "immediately available" means that the records must be provided, electronically or otherwise, within approximately one hour of EPA's request, or within a longer time frame as approved by EPA.

■ 72. A new § 80.615 is added to read as follows:

§ 80.615 What penalties apply under this subpart?

(a) Any person liable for a violation under § 80.612 is subject to civil penalties as specified in section 205 of the Clean Air Act (42 U.S.C. 7524) for every day of each such violation and the amount of economic benefit or savings resulting from each violation.

(b)(1) Any person liable under § 80.612(a)(1) for a violation of an applicable standard or requirement under this Subpart I or for causing another party to violate such standard or requirement, is subject to a separate day of violation for each and every day the non-complying diesel fuel remains any place in the distribution system.

(2) Any person liable under § 80.612(a)(2) for causing motor vehicle diesel fuel, NRLM diesel fuel, heating oil, or other distillate fuel to be in the distribution system which does not comply with an applicable standard or requirement of this Subpart I is subject to a separate day of violation for each and every day that the non-complying diesel fuel remains any place in the diesel fuel distribution system.

(3) Any person liable under § 80.612(a)(1) for blending into diesel fuel an additive violating the applicable sulfur standard pursuant to the requirements of § 80.521(a) or (b), as applicable, or of causing another party to so blend such an additive, is subject to a separate day of violation for each and every day the motor vehicle diesel fuel or NRLM diesel fuel into which the noncomplying additive was blended, remains any place in the fuel distribution system.

(4) For purposes of this paragraph (b) of this section, the length of time the motor vehicle diesel fuel, NRLM diesel fuel, heating oil or other distillate fuel in question remained in the diesel fuel distribution system is deemed to be 25 days, unless a person subject to liability or EPA demonstrates by reasonably specific showings, by direct or circumstantial evidence, that the non-complying motor vehicle, NR or NRLM diesel fuel, heating oil or distillate fuel remained in the distribution system for fewer than or more than 25 days.

(c) Any person liable under § 80.612(b) for failure to meet, or causing a failure to meet, a provision of this subpart is liable for a separate day of violation for each and every day such provision remains unfulfilled.

■ 73. Section 80.620 is amended by revising the section heading and paragraphs (a), (b), (c), (d)(2), (d)(3)(i)(D), (e)(1), (f)(2)(ii) introductory text, (f)(3)(ii), (g), (h) introductory text, (h)(2), (i)(1)(v), (i)(1)(vi), (i)(5), (j), (k)(1), (k)(3), (n), (o), (p), (q), (r), and (s) to read as follows:

§ 80.620 What are the additional requirements for diesel fuel or distillates produced by foreign refineries subject to a temporary refiner compliance option, hardship provisions, or motor vehicle or NRLM diesel fuel credit provisions?

(a) *Definitions.* (1) A foreign refinery is a refinery that is located outside the United States, the Commonwealth of Puerto Rico, the Virgin Islands, Guam, American Samoa, and the Commonwealth of the Northern Mariana Islands (collectively referred to in this section as "the United States").

(2) A foreign refiner is a person who meets the definition of refiner under § 80.2(i) for a foreign refinery.

(3) A diesel fuel program foreign refiner ("DFR") is a foreign refiner that has been approved by EPA for participation in any motor vehicle diesel fuel or NRLM diesel fuel provision of § 80.530 through 80.533, or §§ 80.535, 80.536, 80.540, 80.552, 80.553, 80.554, 80.560 or 80.561 (collectively referred to as "diesel foreign refiner program").

(4) "DFR-Diesel" means diesel fuel or distillate fuel as applicable under subpart I of this part produced at a DFR refinery that is imported into the United States.

(5) "Non-DFR-Diesel" means diesel fuel or distillate fuel that is produced at a foreign refinery that has not been approved as a DFR foreign refiner, diesel fuel produced at a DFR foreign refinery that is not imported into the United States, and diesel fuel produced at a DFR foreign refinery during a period when the foreign refiner has opted to not participate in the DFR-Diesel foreign refiner program under paragraph (c)(3) of this section.

(6) "Certified DFR-Diesel" means DFR-Diesel the foreign refiner intends to include in the foreign refinery's compliance calculations under any provisions of § 80.530 through 80.533, or §§ 80.535, 80.536, 80.540, 80.552, 80.553, 80.554, 80.560 or 80.561 and does include in these compliance calculations when reported to EPA.

(7) "Non-Certified DFR-Diesel" means DFR-Diesel fuel that a DFR foreign

refiner imports to the United States that is not Certified DFR-Diesel.

(b) *Baseline.* For any foreign refiner to obtain approval under the diesel foreign refiner program of this subpart for any refinery, it must apply for approval under the applicable provisions of this subpart. To obtain approval the refiner is required, as applicable, to demonstrate a volume baseline under subpart I of this part.

(1) The refiner shall follow the procedures, applicable to volume baselines and using diesel fuel, or if applicable, heating oil, instead of gasoline, in §§ 80.91 through 80.93 to establish the volume of motor vehicle diesel fuel that was produced at the refinery and imported into the United States during the applicable years for purposes of establishing a baseline under Subpart I for applicable fuels produced for use in the United States.

(2) In making determinations for foreign refinery baselines EPA will consider all information supplied by a foreign refiner, and in addition may rely on any and all appropriate assumptions necessary to make such determinations.

(3) Where a foreign refiner submits a petition that is incomplete or inadequate to establish an accurate baseline, and the refiner fails to correct this deficiency after a request for more information, EPA will not assign an individual refinery baseline.

(c) *General requirements for DFR foreign refiners.* A foreign refiner of a refinery that is approved under the diesel foreign refiner program of this subpart must designate each batch of diesel fuel produced at the foreign refinery that is exported to the United States as either Certified DFR-Diesel or as Non-Certified DFR-Diesel, except as provided in paragraph (c)(3) of this section. It must further designate all Certified DFR-Diesel as provided in § 80.598, and designate whether the diesel fuel is dyed or undyed, and for heating oil and/or locomotive or marine diesel fuel whether it is marked or unmarked under § 80.510(d) through (f). It must further designate any credits earned as either nonroad diesel credits or motor vehicle diesel credits.

(1) In the case of Certified DFR-Diesel, the foreign refiner must meet all requirements that apply to refiners under this subpart, except that:

(i) For purposes of complying with the compliance option requirements of § 80.530, motor vehicle diesel fuel produced by a foreign refinery must comply separately for each Credit Trading Area of import, as defined in § 80.531(a)(5).

(ii) For purposes of complying with the compliance option requirements of

§ 80.530, credits obtained from any other refinery or from any importer must have been generated in the same Credit Trading Area as the Credit Trading Area of import of the fuel for which credits are needed to achieve compliance.

(iii) For purposes of generating credits under § 80.531, credits shall be generated separately by Credit Trading Area of import and shall be designated by Credit Trading Area of importation and by port of importation.

(2) In the case of Non-Certified DFR-Diesel, the foreign refiner shall meet all the following requirements:

(i) The designation requirements in this section.

(ii) The reporting requirements in this section and in §§ 80.593, 80.594, 80.601, and 80.604.

(iii) The product transfer document requirements in this section and in §§ 80.590 and 80.591.

(iv) The prohibitions in this section and in § 80.610.

(3)(i) Any foreign refiner that has been approved to produce diesel fuel subject to the diesel foreign refiner program for a foreign refinery under this subpart may elect to classify no diesel fuel imported into the United States as DFR-Diesel provided the foreign refiner notifies EPA of the election no later than 60 calendar days prior to the beginning of the compliance period.

(ii) An election under paragraph (c)(3)(i) of this section shall be for a 12 month compliance period and apply to all diesel fuel that is produced by the foreign refinery that is imported into the United States, and shall remain in effect for each succeeding year unless and until the foreign refiner notifies EPA of the termination of the election. The change in election shall take effect at the beginning of the next annual compliance period.

* * * * *

(d) * * *

(2) On each occasion when any person transfers custody or title to any DFR-Diesel prior to its being imported into the United States, it must include the following information as part of the product transfer document information in this section:

(i) Designation of the diesel fuel or distillate as Certified DFR-Diesel or as Non-Certified DFR-Diesel, and if it is Certified DFR-Diesel, further designate the fuel pursuant to § 80.598, and whether the diesel fuel or distillate is dyed or undyed, and for heating oil whether it is marked or unmarked under § 80.510(d) through (f), and all other applicable product transfer document information required under § 80.590; and

(ii) The name and EPA refinery registration number (under § 80.597) of the refinery where the DFR-Diesel was produced.

(3) * * *

(i) * * *

(D) In the case of Certified DFR-Diesel:

(1) The sulfur content as determined under paragraph (f) of this section, and the applicable designations stated in paragraph (d)(2)(i) of this section; and

(2) A declaration that the DFR-Diesel is being included in the applicable compliance calculations required by EPA under this subpart.

* * * * *

(e) * * *

(1)(i) The foreign refiner excludes:

(A) The volume of diesel from the refinery's compliance report under § 80.593, § 80.601, or § 80.604; and

(B) In the case of Certified DFR-Diesel, the volume of the diesel fuel from the compliance report under § 80.593, § 80.601, or § 80.604.

(ii) The exclusions under paragraph (e)(1)(i) of this section shall be on the basis of the designations under § 80.598 and this section, and volumes determined under paragraph (f) of this section.

* * * * *

(f) * * *

(2) * * *

(ii) Determine the sulfur content value for each compartment, and if applicable, the marker content under § 80.510(d) through (f) using an approved methodology as specified in §§ 80.580 through 80.586 by one of the following:

* * * * *

(3) * * *

(ii) To the Administrator containing the information required under paragraphs (f)(1) and (f)(2) of this section, within thirty days following the date of the independent third party's inspection. This report shall include a description of the method used to determine the identity of the refinery at which the diesel fuel or distillate was produced, assurance that the diesel fuel or distillate remained segregated as specified in paragraph (n)(1) of this section, and a description of the diesel fuel's movement and storage between production at the source refinery and vessel loading.

* * * * *

(g) *Comparison of load port and port of entry testing.* (1)(i) Any foreign refiner and any United States importer of Certified DFR-Diesel shall compare the results from the load port testing under paragraph (f) of this section, with the port of entry testing as reported under paragraph (o) of this section, for the

volume of diesel fuel and the sulfur content value; except as specified in paragraph (g)(1)(ii) of this section.

(ii) Where a vessel transporting Certified DFR-Diesel off loads this diesel fuel at more than one United States port of entry, and the conditions of paragraph (g)(2)(i) of this section are met at the first United States port of entry, the requirements of paragraph (g)(2) of this section do not apply at subsequent ports of entry if the United States importer obtains a certification from the vessel owner that meets the requirements of paragraph (s) of this section, that the vessel has not loaded any diesel fuel or blendstock between the first United States port of entry and the subsequent port of entry.

(2)(i) The requirements of this paragraph (g)(2) apply if—

(A) The temperature-corrected volumes determined at the port of entry and at the load port differ by more than one percent; or

(B) The sulfur content value determined at the port of entry is higher than the sulfur content value determined at the load port, and the amount of this difference is greater than the reproducibility amount specified for the port of entry test result by the American Society of Testing and Materials (ASTM) for a test method used for testing the port of entry sample under the provisions §§ 80.580 through 80.586.

(ii) The United States importer and the foreign refiner shall treat the diesel fuel as Non-Certified DFR-Diesel, and the foreign refiner shall exclude the diesel fuel volume from its diesel fuel volumes calculations and sulfur standard designations under § 80.598.

(h) *Attest requirements.* Refiners, for each annual compliance period, must arrange to have an attest engagement performed of the underlying documentation that forms the basis of any report required under this subpart. The attest engagement must comply with the procedures and requirements that apply to refiners under §§ 80.125 through 80.130, or other applicable attest engagement provisions, and must be submitted to the Administrator of EPA by August 31 of each year for the prior annual compliance period. The following additional procedures shall be carried out for any foreign refiner of DFR-Diesel.

(2) Obtain separate listings of all tenders of Certified DFR-Diesel and of Non-Certified DFR-Diesel, and obtain separate listings of Certified DFR-Diesel based on whether it is 15 ppm sulfur content diesel fuel, 500 ppm sulfur

content diesel fuel or high sulfur fuel having a sulfur content greater than 500 ppm (and if so, whether the fuel is heating oil, small refiner diesel fuel, diesel fuel produced through the use of credits, or other applicable designation under § 80.598). Agree the total volume of tenders from the listings to the diesel fuel inventory reconciliation analysis in § 80.128(b), and to the volumes determined by the third party under paragraph (f)(1) of this section.

* * * * *

(i) * * *

(1) * * *

(v) Inspections and audits by EPA may include review and copying of any documents related to:

(A) Refinery baseline establishment, if applicable, including the volume, sulfur content and dye and marker status of diesel fuel, heating oil and other distillates; transfers of title or custody of any diesel fuel, heating oil or blendstocks whether DFR-Diesel or Non-DFR-Diesel, produced at the foreign refinery during the period January 1, 1998 through the date of the refinery baseline petition or through the date of the inspection or audit if a baseline petition has not been approved, and any work papers related to refinery baseline establishment;

(B) The volume and sulfur content of DFR-Diesel;

(C) The proper classification of diesel fuel as being DFR-Diesel or as not being DFR-Diesel, or as Certified DFR-Diesel or as Non-Certified DFR-Diesel, and all other relevant designations under this subpart, including § 80.598 and this section;

(D) Transfers of title or custody to DFR-Diesel;

(E) Sampling and testing of DFR-Diesel;

(F) Work performed and reports prepared by independent third parties and by independent auditors under the requirements of this section, including work papers; and

(G) Reports prepared for submission to EPA, and any work papers related to such reports.

(vi) Inspections and audits by EPA may include taking samples of diesel fuel, heating oil, other distillates, diesel fuel additives or blendstock, dyes and chemical markers and interviewing employees.

* * * * *

(5) Submitting a petition for participation in the diesel foreign refiner program or producing and exporting diesel fuel or heating oil under any such program, and all other actions to comply with the requirements of this subpart relating to participation

in any diesel foreign refiner program, or to establish an individual refinery motor vehicle diesel fuel volume baseline or other baseline under subpart I of this part (if applicable) constitute actions or activities that satisfy the provisions of 28 U.S.C. 1605(a)(2), but solely with respect to actions instituted against the foreign refiner, its agents and employees in any court or other tribunal in the United States for conduct that violates the requirements applicable to the foreign refiner under this subpart, including conduct that violates the False Statements Accountability Act of 1996 (18 U.S.C. 1001) and section 113(c)(2) of the Clean Air Act (42 U.S.C. 7413).

* * * * *

(j) *Sovereign immunity.* By submitting a petition for participation in any diesel foreign refiner program under this subpart (and baseline, if applicable) under this section, or by producing and exporting diesel fuel to the United States under any such program, the foreign refiner, and its agents and employees, without exception, become subject to the full operation of the administrative and judicial enforcement powers and provisions of the United States without limitation based on sovereign immunity, with respect to actions instituted against the foreign refiner, its agents and employees in any court or other tribunal in the United States for conduct that violates the requirements applicable to the foreign refiner under this subpart including conduct that violates the False Statements Accountability Act of 1996 (18 U.S.C. 1001) and section 113(c)(2) of the Clean Air Act (42 U.S.C. 7413).

(k) * * *

(1) The foreign refiner shall post a bond of the amount calculated using the following equation:

$$\text{Bond} = G \times \$ 0.01$$

Where:

Bond = amount of the bond in U.S. dollars
G = the applicable volume baseline under Subpart I for diesel fuel or distillate produced at the foreign refinery and exported to the United States, in gallons.

* * * * *

(3) Bonds posted under this paragraph (k) shall—

(i) Be used to satisfy any judicial judgment that results from an administrative or judicial enforcement action for conduct in violation of this subpart, including where such conduct violates the False Statements Accountability Act of 1996 (18 U.S.C. 1001) and section 113(c)(2) of the Clean Air Act (42 U.S.C. 7413);

(ii) Be provided by a corporate surety that is listed in the United States

Department of Treasury Circular 570 "Companies Holding Certificates of Authority as Acceptable Sureties on Federal Bonds;" and

(iii) Include a commitment that the bond will remain in effect for at least five years following the end of latest annual reporting period that the foreign refiner produces diesel fuel pursuant to the requirements of this subpart.

* * * * *

(n) *Prohibitions.* (1) No person may combine Certified DFR-Diesel with any Non-Certified DFR-Diesel or Non-DFR-Diesel, and no person may combine Certified DFR-Diesel with any Certified DFR-Diesel produced at a different refinery, until the importer has met all the requirements of paragraph (o) of this section, except as provided in paragraph (e) of this section. No person may violate the product segregation requirements of § 80.511.

(2) No foreign refiner or other person may cause another person to commit an action prohibited in paragraph (n)(1) of this section, or that otherwise violates the requirements of this section.

(o) *United States importer requirements.* Any United States importer shall meet the following requirements:

(1) Each batch of imported diesel fuel and heating oil shall be classified by the importer as being DFR-Diesel or as Non-DFR-Diesel, and each batch classified as DFR-Diesel shall be further classified as Certified DFR-Diesel or as Non-Certified DFR-Diesel, and each batch of Certified DFR-Diesel shall be further designated pursuant to the designation requirements of § 80.598 and this section.

(2) Diesel fuel shall be classified as Certified DFR-Diesel or as Non-Certified DFR-Diesel according to the designation by the foreign refiner if this designation is supported by product transfer documents prepared by the foreign refiner as required in paragraph (d) of this section, unless the diesel fuel is classified as Non-Certified DFR-Diesel under paragraph (g) of this section. Additionally, the importer shall comply with all requirements of this subpart applicable to importers.

(3) For each diesel fuel batch classified as DFR-Diesel, any United States importer shall perform the following procedures.

(i) In the case of both Certified and Non-Certified DFR-Diesel, have an independent third party:

(A) Determine the volume of diesel fuel in the vessel;

(B) Use the foreign refiner's DFR-Diesel certification to determine the name and EPA-assigned registration

number of the foreign refinery that produced the DFR-Diesel;

(C) Determine the name and country of registration of the vessel used to transport the DFR-Diesel to the United States; and

(D) Determine the date and time the vessel arrives at the United States port of entry.

(ii) In the case of Certified DFR-Diesel, have an independent third party:

(A) Collect a representative sample from each vessel compartment subsequent to the vessel's arrival at the United States port of entry and prior to off loading any diesel fuel from the vessel;

(B) Obtain the compartment samples; and

(C) Determine the sulfur content value, and if applicable, the marker content, of each compartment sample using an appropriate methodology as specified in §§ 80.580 through 80.586 by the third party analyzing the sample or by the third party observing the importer analyze the sample.

(4) Any importer shall submit reports within 30 days following the date any vessel transporting DFR-Diesel arrives at the United States port of entry:

(i) To the Administrator containing the information determined under paragraph (o)(3) of this section; and

(ii) To the foreign refiner containing the information determined under paragraph (o)(3)(ii) of this section, and including identification of the port and Credit Trading Area at which the product was offloaded.

(5) Any United States importer shall meet the requirements specified in §§ 80.510 and 80.520 and all other requirements of this subpart, for any imported diesel fuel or heating oil that is not classified as Certified DFR-Diesel under paragraph (o)(2) of this section.

(p) *Truck imports of Certified DFR-Diesel produced at a foreign refinery.* (1) Any refiner whose Certified DFR-Diesel is transported into the United States by truck may petition EPA to use alternative procedures to meet the following requirements:

(i) Certification under paragraph (d)(5) of this section;

(ii) Load port and port of entry sampling and testing under paragraphs (f) and (g) of this section;

(iii) Attest under paragraph (h) of this section; and

(iv) Importer testing under paragraph (o)(3) of this section.

(2) These alternative procedures must ensure Certified DFR-Diesel remains segregated from Non-Certified DFR-Diesel and from Non-DFR-Diesel until it is imported into the United States. The petition will be evaluated based on

whether it adequately addresses the following:

(i) Provisions for monitoring pipeline shipments, if applicable, from the refinery, that ensure segregation of Certified DFR-Diesel from that refinery from all other diesel fuel;

(ii) Contracts with any terminals and/or pipelines that receive and/or transport Certified DFR-Diesel, that prohibit the commingling of Certified DFR-Diesel with any of the following:

(A) Other Certified DFR-Diesel from other refineries.

(B) All Non-Certified DFR-Diesel.

(C) All Non-DFR-Diesel.

(D) All diesel fuel or heating oil products required to be segregated under this subpart;

(iii) Procedures for obtaining and reviewing truck loading records and United States import documents for Certified DFR-Diesel to ensure that such diesel fuel is only loaded into trucks making deliveries to the United States;

(iv) Attest procedures to be conducted annually by an independent third party that review loading records and import documents based on volume reconciliation, or other criteria, to confirm that all Certified DFR-Diesel remains segregated throughout the distribution system and is only loaded into trucks for import into the United States.

(3) The petition required by this section must be submitted to EPA along with the application for temporary refiner relief individual refinery diesel sulfur standard under this subpart.

(q) *Withdrawal or suspension of a foreign refinery's temporary refinery flexibility program approval.* EPA may withdraw or suspend a diesel refiner baseline or standard approval for a foreign refinery where—

(1) A foreign refiner fails to meet any requirement of this section;

(2) A foreign government fails to allow EPA inspections as provided in paragraph (i)(1) of this section;

(3) A foreign refiner asserts a claim of, or a right to claim, sovereign immunity in an action to enforce the requirements in this subpart; or

(4) A foreign refiner fails to pay a civil or criminal penalty that is not satisfied using the foreign refiner bond specified in paragraph (k) of this section.

(r) *Early use of a foreign refiner motor vehicle diesel fuel baseline.* (1) A foreign refiner may begin using an individual refinery baseline under subpart I of this part before EPA has approved the baseline, provided that:

(i) A baseline petition has been submitted as required in paragraph (b) of this section;

(ii) EPA has made a provisional finding that the baseline petition is complete;

(iii) The foreign refiner has made the commitments required in paragraph (i) of this section;

(iv) The persons who will meet the independent third party and independent attest requirements for the foreign refinery have made the commitments required in paragraphs (f)(3)(iii) and (h)(7)(iii) of this section; and

(v) The foreign refiner has met the bond requirements of paragraph (k) of this section.

(2) In any case where a foreign refiner uses an individual refinery baseline before final approval under paragraph (r)(1) of this section, and the foreign refinery baseline values that ultimately are approved by EPA are more stringent than the early baseline values used by the foreign refiner, the foreign refiner shall recalculate its compliance, *ab initio*, using the baseline values approved by the EPA, and the foreign refiner shall be liable for any resulting violation of the motor vehicle highway diesel fuel requirements.

(s) *Additional requirements for petitions, reports and certificates.* Any petition for approval to produce diesel fuel subject to the diesel foreign refiner program, any alternative procedures under paragraph (p) of this section, any report or other submission required by paragraph (c), (f)(2), or (i) of this section, and any certification under paragraph (d)(3) of this section shall be—

(1) Submitted in accordance with procedures specified by the Administrator, including use of any forms that may be specified by the Administrator.

(2) Be signed by the president or owner of the foreign refiner company, or by that person's immediate designee, and shall contain the following declaration:

I hereby certify: (1) That I have actual authority to sign on behalf of and to bind [insert name of foreign refiner] with regard to all statements contained herein; (2) that I am aware that the information contained herein is being certified, or submitted to the United States Environmental Protection Agency, under the requirements of 40 CFR part 80, subpart I, and that the information is material for determining compliance under these regulations; and (3) that I have read and understand the information being certified or submitted, and this information is true, complete and correct to the best of my knowledge and belief after I have taken reasonable and appropriate steps to verify the accuracy thereof.

I affirm that I have read and understand the provisions of 40 CFR part 80, subpart I, including 40 CFR 80.620 apply to [insert

name of foreign refiner]. Pursuant to Clean Air Act section 113(c) and 18 U.S.C. 1001, the penalty for furnishing false, incomplete or misleading information in this certification or submission is a fine of up to \$10,000 U.S., and/or imprisonment for up to five years.

PART 86—CONTROL OF EMISSIONS FROM NEW AND IN-USE HIGHWAY VEHICLES AND ENGINES

■ 74. The authority citation for part 86 continues to read as follows:

Authority: 42 U.S.C. 7401–7671(g).

■ 75. Section 86.007–35 is amended by revising paragraph (c) to read as follows:

§ 86.007–35 Labeling.

* * * * *

(c) Model year 2007 and later diesel-fueled vehicles must include permanent readily visible labels on the dashboard (or instrument panel) and near all fuel inlets that state “Use Ultra Low Sulfur Diesel Fuel Only” or “Ultra Low Sulfur Diesel Fuel Only”.

* * * * *

■ 76. Section 86.007–38 is amended by revising paragraph (i) to read as follows:

§ 86.007–38 Maintenance instructions.

* * * * *

(i) For each new diesel-fueled engine subject to the standards prescribed in § 86.007–11, as applicable, the manufacturer shall furnish or cause to be furnished to the ultimate purchaser a statement that “This engine must be operated only with ultra low-sulfur diesel fuel (meeting EPA specifications for highway diesel fuel, including a 15 ppm sulfur cap).”

PART 89—CONTROL OF EMISSIONS FROM NEW AND IN-USE NONROAD COMPRESSION-IGNITION ENGINES

■ 77. The authority citation for part 89 continues to read as follows:

Authority: 42 U.S.C. 7521, 7522, 7523, 7524, 7525, 7541, 7542, 7543, 7545, 7547, 7549, 7550, and 7601(a).

■ 78. Section 89.1 is amended by adding paragraph (b)(6) to read as follows:

§ 89.1 Applicability.

* * * * *

(b) * * *

(6) *Tier 4 engines.* This part does not apply to engines that are subject to emission standards under 40 CFR part 1039. See 40 CFR 1039.1 to determine when that part 1039 applies. Note that certain requirements and prohibitions apply to engines built on or after January 1, 2006 if they are installed in stationary applications or in equipment that will be used solely for competition, as described in 40 CFR 1039.1 and 40

CFR 1068.1; those provisions apply instead of the provisions of this part 89.

■ 79. Section 89.2 is amended by adding a definition for “Sulfur-sensitive technology” in alphabetical order to read as follows:

§ 89.2 Definitions.

* * * * *

Sulfur-sensitive technology means an emission-control technology that experiences a significant drop in emission-control performance or emission-system durability when an engine is operated on low-sulfur fuel (*i.e.*, fuel with a sulfur concentration up to 500 ppm) as compared to when it is operated on ultra low-sulfur fuel (*i.e.*, fuel with a sulfur concentration less than 15 ppm). Exhaust-gas recirculation is not a sulfur-sensitive technology.

* * * * *

■ 80. Section 89.112 is amended by revising the introductory text of paragraph (f)(1) and adding paragraph (g) to read as follows:

§ 89.112 Oxides of nitrogen, carbon monoxide, hydrocarbon, and particulate matter exhaust emission standards.

* * * * *

(f) * * *

(1) *Voluntary standards.* Engines may be designated “Blue Sky Series” engines by meeting the voluntary standards listed in Table 3, which apply to all certification and in-use testing, as follows:

* * * * *

(g) Manufacturers of engines at or above 37 kW and below 56 kW from model years 2008 through 2012 that are subject to the standards of this section under 40 CFR 1039.102 must take the following additional steps:

(1) State the applicable PM standard on the emission control information label.

(2) Add information to the emission-related installation instructions to clarify the equipment manufacturer's obligations under 40 CFR 1039.104(f).

■ 81. Section 89.114 is amended by adding a new paragraph (b)(3) to read as follows:

§ 89.114 Special and alternate test procedures.

* * * * *

(b) * * *

(3) A manufacturer may elect to use the test procedures in 40 CFR part 1065 as an alternate test procedure without advance approval by the Administrator. The manufacturer must identify in its application for certification that the engines were tested using the procedures in 40 CFR part 1065.

■ 82. Section 89.203 is amended by adding a new paragraph (c)(6) to read as follows:

§ 89.203 General provisions.

* * * * *

(c) * * *

(6) Model year 2008 and 2009 engines rated under 8 kW that are allowed to certify under this part because they meet the criteria in 40 CFR 1039.101(c) may not generate emission credits.

■ 83. Section 89.330 is amended by revising paragraph (b)(3) and adding paragraph (e) to read as follows:

§ 89.330 Lubricating oil and test fuels.

* * * * *

(b) * * *

(3) Testing of Tier 1 and Tier 2 engines rated under 37 kW and Tier 2 and Tier 3 engines rated at or above 37 kW that is conducted by the Administrator shall be performed using test fuels that meet the specifications in Table 4 in Appendix A of this subpart and that have a sulfur content no higher than 0.20 weight percent.

* * * * *

(e) *Low-sulfur test fuel.* (1) Upon request, for engines rated at or above 75 kW in model years 2006 or 2007, the diesel test fuel may be the low-sulfur diesel test fuel specified in 40 CFR part 1065, subject to the provisions of this paragraph (e)(1).

(i) To use this option, the manufacturer must—

(A) Ensure that ultimate purchasers of equipment using these engines are informed that the use of fuel meeting the 500 ppm specification is recommended.

(B) Recommend to equipment manufacturers that a label be applied at the fuel inlet recommending 500 ppm fuel.

(ii) None of the engines in the engine family may employ sulfur-sensitive technologies.

(iii) For engines rated at or above 130 kW, this option may be used in 2006 and 2007. For engines rated at or above 75 kW and under 130 kW, this option may be used only in 2007.

(2) For model years 2008 through 2010, except as otherwise provided, the diesel test fuel shall be the low-sulfur diesel test fuel specified in 40 CFR part 1065.

(3) The diesel test fuel shall be the ultra low-sulfur diesel test fuel specified in 40 CFR part 1065 for model years 2011 and later.

(4) For model years 2007 through 2010 engines that use sulfur-sensitive emission-control technology, the diesel test fuel is the ultra low-sulfur fuel specified in 40 CFR part 1065 if the

manufacturer demonstrates that the in-use engines will use only fuel with 15 ppm or less of sulfur.

(5) Instead of the test fuels described in paragraphs (e)(2) through (4) of this section, for model years 2008 and later, manufacturers may use the test fuel described in appendix A of this subpart. In such cases, the test fuel described in appendix A of this subpart shall be the test fuel for all manufacturer and EPA testing.

■ 84. Section 89.908 is amended by adding paragraph (c) to read as follows:

§ 89.908 National security exemption.

* * * * *

(c) Manufacturers must add a legible label, written in block letters in English, to each engine exempted under this section. The label must be permanently secured to a readily visible part of the engine needed for normal operation and not normally requiring replacement, such as the engine block. This label must include at least the following items:

(1) The label heading “EMISSION CONTROL INFORMATION”.

(2) Your corporate name and trademark.

(3) Engine displacement, engine family identification (as applicable), and model year of the engine or whom to contact for further information.

(4) The statement “THIS ENGINE HAS AN EXEMPTION FOR NATIONAL SECURITY UNDER 40 CFR 89.908.”.

■ 85. Section 89.910 is amended by adding paragraph (c) to read as follows:

§ 89.910 Granting of exemptions.

* * * * *

(c) Manufacturers may ask EPA to apply the provisions of 40 CFR 1068.201(i) to engines exempted or excluded under this subpart.

PART 94—CONTROL OF AIR POLLUTION FROM MARINE COMPRESSION-IGNITION ENGINES

■ 86. The authority citation for part 94 continues to read as follows:

Authority: 42 U.S.C. 7522, 7523, 7524, 7525, 7541, 7542, 7543, 7545, 7547, 7549, 7550, and 7601(a).

■ 87. Section 94.908 is amended by adding paragraph (c) to read as follows:

§ 94.908 National security exemption.

* * * * *

(c) Manufacturers must add a legible label, written in block letters in English, to each engine exempted under this section. The label must be permanently secured to a readily visible part of the engine needed for normal operation and not normally requiring replacement,

such as the engine block. This label must include at least the following items:

(1) The label heading “EMISSION CONTROL INFORMATION”.

(2) Your corporate name and trademark.

(3) Engine displacement, engine family identification (as applicable), and model year of the engine or whom to contact for further information.

(4) The statement “THIS ENGINE HAS AN EXEMPTION FOR NATIONAL SECURITY UNDER 40 CFR 94.908.”.

■ 88. A new part 1039 is added to subchapter U of chapter I, to read as follows:

SUBCHAPTER U—AIR POLLUTION CONTROLS

PART 1039—CONTROL OF EMISSIONS FROM NEW AND IN-USE NONROAD COMPRESSION-IGNITION ENGINES

Subpart A—Overview and Applicability

Sec.

1039.1 Does this part apply for my engines?

1039.5 Which engines are excluded from this part's requirements?

1039.10 How is this part organized?

1039.15 Do any other regulation parts apply to me?

1039.20 What requirements from this part apply to excluded stationary engines?

Subpart B—Emission Standards and Related Requirements

1039.101 What exhaust emission standards must my engines meet after the 2014 model year?

1039.102 What exhaust emission standards and phase-in allowances apply for my engines in model year 2014 and earlier?

1039.104 Are there interim provisions that apply only for a limited time?

1039.105 What smoke standards must my engines meet?

1039.107 What evaporative emission standards and requirements apply?

1039.110 [Reserved]

1039.115 What other requirements must my engines meet?

1039.120 What emission-related warranty requirements apply to me?

1039.125 What maintenance instructions must I give to buyers?

1039.130 What installation instructions must I give to equipment manufacturers?

1039.135 How must I label and identify the engines I produce?

1039.140 What is my engine's maximum engine power?

Subpart C—Certifying Engine Families

1039.201 What are the general requirements for obtaining a certificate of conformity?

1039.205 What must I include in my application?

1039.210 May I get preliminary approval before I complete my application?

1039.220 How do I amend the maintenance instructions in my application?

- 1039.225 How do I amend my application for certification to include new or modified engines?
- 1039.230 How do I select engine families?
- 1039.235 What emission testing must I perform for my application for a certificate of conformity?
- 1039.240 How do I demonstrate that my engine family complies with exhaust emission standards?
- 1039.245 How do I determine deterioration factors from exhaust durability testing?
- 1039.250 What records must I keep and what reports must I send to EPA?
- 1039.255 What decisions may EPA make regarding my certificate of conformity?
- 1039.260 What provisions apply to engines that are conditionally exempted from certification?

Subpart D—[Reserved]

Subpart E—In-use Testing

- 1039.401 General provisions.

Subpart F—Test Procedures

- 1039.501 How do I run a valid emission test?
- 1039.505 How do I test engines using steady-state duty cycles, including ramped-modal testing?
- 1039.510 Which duty cycles do I use for transient testing?
- 1039.515 What are the test procedures related to not-to-exceed standards?
- 1039.520 What testing must I perform to establish deterioration factors?
- 1039.525 How do I adjust emission levels to account for infrequently regenerating aftertreatment devices?

Subpart G—Special Compliance Provisions

- 1039.601 What compliance provisions apply to these engines?
- 1039.605 What provisions apply to engines already certified under the motor-vehicle program?
- 1039.610 What provisions apply to vehicles already certified under the motor-vehicle program?
- 1039.615 What special provisions apply to engines using noncommercial fuels?
- 1039.620 What are the provisions for exempting engines used solely for competition?
- 1039.625 What requirements apply under the program for equipment-manufacturer flexibility?
- 1039.626 What special provisions apply to equipment imported under the equipment-manufacturer flexibility program?
- 1039.627 What are the incentives for equipment manufacturers to use cleaner engines?
- 1039.630 What are the economic hardship provisions for equipment manufacturers?
- 1039.635 What are the hardship provisions for engine manufacturers?
- 1039.640 What special provisions apply to branded engines?
- 1039.645 What special provisions apply to engines used for transportation refrigeration units?
- 1039.650 [Reserved]
- 1039.655 What special provisions apply to engines sold in Guam, American Samoa,

- or the Commonwealth of the Northern Mariana Islands?
- 1039.660 What special provisions apply to Independent Commercial Importers?

Subpart H—Averaging, Banking, and Trading for Certification

- 1039.701 General provisions.
- 1039.705 How do I generate and calculate emission credits?
- 1039.710 How do I average emission credits?
- 1039.715 How do I bank emission credits?
- 1039.720 How do I trade emission credits?
- 1039.725 What must I include in my application for certification?
- 1039.730 What ABT reports must I send to EPA?
- 1039.735 What records must I keep?
- 1039.740 What restrictions apply for using emission credits?
- 1039.745 What can happen if I do not comply with the provisions of this subpart?

Subpart I—Definitions and Other Reference Information

- 1039.801 What definitions apply to this part?
- 1039.805 What symbols, acronyms, and abbreviations does this part use?
- 1039.810 What materials does this part reference?
- 1039.815 What provisions apply to confidential information?
- 1039.820 How do I request a hearing?
- Appendix I to Part 1039—[Reserved]
- Appendix II to Part 1039—Steady-state Duty Cycles for Constant-Speed Engines
- Appendix III to Part 1039—Steady-state Duty Cycles for Variable-Speed Engines with Maximum Power below 19 kW
- Appendix IV to Part 1039—Steady-state Duty Cycles for Variable-Speed Engines with Maximum Power at or above 19 kW
- Appendix V to Part 1039—[Reserved]
- Appendix VI to Part 1039—Nonroad Compression-ignition Composite Transient Cycle

Authority: 42 U.S.C. 7401–7671(q).

Subpart A—Overview and Applicability

§ 1039.1 Does this part apply for my engines?

(a) The regulations in this part 1039 apply for all new, compression-ignition nonroad engines (defined in § 1039.801), except as provided in § 1039.5.

(b) This part 1039 applies as follows:

(1) This part 1039 applies for all engines subject to the emission standards specified in subpart B of this part starting with the model years noted in the following table:

TABLE 1 OF § 1039.1.—PART 1039
APPLICABILITY BY MODEL YEAR

Power category	Model year
kW < 19	¹ 2008
19 ≤ kW < 56	² 2008

TABLE 1 OF § 1039.1.—PART 1039
APPLICABILITY BY MODEL YEAR—
Continued

Power category	Model year
56 ≤ kW < 130	2012
130 ≤ kW ≤ 560	2011
kW > 560	2011

¹ As described in § 1039.102, some engines below 19 kW may not be subject to the emission standards in this part until the 2010 model year.

² As described in § 1039.102, some engines in the 19–56 kW power category may not be subject to the emission standards in this part until the 2012 model year.

(2) If you use the provisions of § 1039.104(a) to certify an engine to the emission standards of this part before the model years shown in Table 1 of this section, all the requirements of this part apply for those engines.

(3) See 40 CFR part 89 for requirements that apply to engines not yet subject to the requirements of this part 1039.

(4) This part 1039 applies for other compression-ignition engines as follows:

(i) The provisions of paragraph (c) of this section and § 1039.801 apply for stationary engines beginning January 1, 2006.

(ii) The provisions of § 1039.620 and § 1039.801 apply for engines used solely for competition beginning January 1, 2006.

(c) The definition of nonroad engine in 40 CFR 1068.30 excludes certain engines used in stationary applications. These engines are not required to comply with this part, except for the requirements in § 1039.20. In addition, the prohibitions in 40 CFR 1068.101 restrict the use of stationary engines for nonstationary purposes.

(d) In certain cases, the regulations in this part 1039 apply to engines at or above 250 kW that would otherwise be covered by 40 CFR part 1048. See 40 CFR 1048.620 for provisions related to this allowance.

§ 1039.5 Which engines are excluded from this part's requirements?

This part does not apply to the following nonroad engines:

(a) *Locomotive engines.* (1) The following locomotive engines are not subject to the provisions of this part 1039:

(i) Engines in locomotives subject to the standards of 40 CFR part 92.

(ii) Engines in locomotives that are exempt from the standards of 40 CFR part 92 pursuant to the provisions of 40 CFR part 92 (except for the provisions of 40 CFR 92.907). For example, an engine that is exempt under 40 CFR

92.906 because it is in a manufacturer-owned locomotive is not subject to the provisions of this part 1039.

(2) The following locomotive engines are subject to the provisions of this part 1039:

(i) Engines in locomotives exempt from 40 CFR part 92 pursuant to the provisions of 40 CFR 92.907.

(ii) Locomotive engines excluded from the definition of locomotive in 40 CFR 92.2.

(b) *Marine engines.* (1) The following marine engines are not subject to the provisions of this part 1039:

(i) Engines subject to the standards of 40 CFR part 94.

(ii) Engines not subject to the standards of 40 CFR part 94 only because they were produced before the standards of 40 CFR part 94 started to apply.

(iii) Engines that are exempt from the standards of 40 CFR part 94 pursuant to the provisions of 40 CFR part 94 (except for the provisions of 40 CFR 94.907). For example, an engine that is exempt under 40 CFR 94.906 because it is a manufacturer-owned engine is not subject to the provisions of this part 1039.

(iv) Engines with rated power below 37 kW.

(v) Engines on foreign vessels.

(2) Marine engines are subject to the provisions of this part 1039 if they are exempt from 40 CFR part 94 based on the engine-dressing provisions of 40 CFR 94.907.

(c) *Mining engines.* Engines used in underground mining or in underground mining equipment and regulated by the Mining Safety and Health Administration in 30 CFR parts 7, 31, 32, 36, 56, 57, 70, and 75 are not subject to the provisions of this part 1039.

(d) *Hobby engines.* Engines with per-cylinder displacement below 50 cubic centimeters are not subject to the provisions of this part 1039.

§ 1039.10 How is this part organized?

The regulations in this part 1039 contain provisions that affect both engine manufacturers and others. However, the requirements of this part are generally addressed to the engine manufacturer. Unless we specifically state otherwise, the term “you” means the engine manufacturer, as defined in § 1039.801. This part 1039 is divided into the following subparts:

(a) Subpart A of this part defines the applicability of part 1039 and gives an overview of regulatory requirements.

(b) Subpart B of this part describes the emission standards and other requirements that must be met to certify engines under this part. Note that

§ 1039.102 and § 1039.104 discuss certain interim requirements and compliance provisions that apply only for a limited time.

(c) Subpart C of this part describes how to apply for a certificate of conformity.

(d) [Reserved]

(e) Subpart E of this part describes general provisions for testing in-use engines.

(f) Subpart F of this part describes how to test your engines (including references to other parts of the Code of Federal Regulations).

(g) Subpart G of this part and 40 CFR part 1068 describe requirements, prohibitions, and other provisions that apply to engine manufacturers, equipment manufacturers, owners, operators, rebuilders, and all others.

(h) Subpart H of this part describes how you may generate and use emission credits to certify your engines.

(i) Subpart I of this part contains definitions and other reference information.

§ 1039.15 Do any other regulation parts apply to me?

(a) Part 1065 of this chapter describes procedures and equipment specifications for testing engines. Subpart F of this part 1039 describes how to apply the provisions of part 1065 of this chapter to determine whether engines meet the emission standards in this part.

(b) The requirements and prohibitions of part 1068 of this chapter apply to everyone, including anyone who manufactures, imports, installs, owns, operates, or rebuilds any of the engines subject to this part 1039, or equipment containing these engines. Part 1068 of this chapter describes general provisions, including these seven areas:

(1) Prohibited acts and penalties for engine manufacturers, equipment manufacturers, and others.

(2) Rebuilding and other aftermarket changes.

(3) Exclusions and exemptions for certain engines.

(4) Importing engines.

(5) Selective enforcement audits of your production.

(6) Defect reporting and recall.

(7) Procedures for hearings.

(c) Other parts of this chapter apply if referenced in this part.

§ 1039.20 What requirements from this part apply to excluded stationary engines?

The provisions of this section apply for engines built on or after January 1, 2006.

(a) You must add a permanent label or tag to each new engine you produce

or import that is excluded under § 1039.1(c) as a stationary engine. To meet labeling requirements, you must do the following things:

(1) Attach the label or tag in one piece so no one can remove it without destroying or defacing it.

(2) Secure it to a part of the engine needed for normal operation and not normally requiring replacement.

(3) Make sure it is durable and readable for the engine's entire life.

(4) Write it in English.

(5) Follow the requirements in § 1039.135(g) regarding duplicate labels if the engine label is obscured in the final installation.

(b) Engine labels or tags required under this section must have the following information:

(1) Include the heading “EMISSION CONTROL INFORMATION”.

(2) Include your full corporate name and trademark. You may instead include the full corporate name and trademark of another company you choose to designate.

(3) State the engine displacement (in liters) and maximum engine power.

(4) State: “THIS ENGINE IS EXCLUDED FROM THE REQUIREMENTS OF 40 CFR PART 1039 AS A “STATIONARY ENGINE.” INSTALLING OR USING THIS ENGINE IN ANY OTHER APPLICATION MAY BE A VIOLATION OF FEDERAL LAW SUBJECT TO CIVIL PENALTY.”.

Subpart B—Emission Standards and Related Requirements

§ 1039.101 What exhaust emission standards must my engines meet after the 2014 model year?

The exhaust emission standards of this section apply after the 2014 model year. Certain of these standards also apply for model year 2014 and earlier. This section presents the full set of emission standards that apply after all the transition and phase-in provisions of § 1039.102 and § 1039.104 expire. See § 1039.102 and 40 CFR 89.112 for exhaust emission standards that apply to 2014 and earlier model years. Section 1039.105 specifies smoke standards.

(a) *Emission standards for transient testing.* Transient exhaust emissions from your engines may not exceed the applicable emission standards in Table 1 of this section. Measure emissions using the applicable transient test procedures described in subpart F of this part. The following engines are not subject to the transient standards in this paragraph (a):

(1) Engines above 560 kW.

(2) Constant-speed engines.

(b) *Emission standards for steady-state testing.* Steady-state exhaust

emissions from your engines may not exceed the applicable emission

standards in Table 1 of this section. Measure emissions using the applicable

steady-state test procedures described in subpart F of this part.

TABLE 1 OF § 1039.101.—TIER 4 EXHAUST EMISSION STANDARDS AFTER THE 2014 MODEL YEAR, G/KW-HR ¹

Maximum engine power	Application	PM	NO _x	NMHC	NO _x +NMHC	CO
kW < 19	All	² 0.40	7.5	³ 6.6
19 ≤ kW < 56	All	0.03	4.7	⁴ 5.0
56 ≤ kW < 130	All	0.02	0.40	0.19	5.0
130 ≤ kW ≤ 560	All	0.02	0.40	0.19	3.5
	Generator sets	0.03	0.67	0.19	3.5
kW > 560	All except generator sets	0.04	3.5	0.19	3.5

¹ Note that some of these standards also apply for 2014 and earlier model years. This table presents the full set of emission standards that apply after all the transition and phase-in provisions of § 1039.102 expire.

² See paragraph (c) of this section for provisions related to an optional PM standard for certain engines below 8 kW.

³ The CO standard is 8.0 g/kW-hr for engines below 8 kW.

⁴ The CO standard is 5.5 g/kW-hr for engines below 37 kW.

(c) *Optional PM standard for engines below 8 kW.* You may certify hand-startable, air-cooled, direct injection engines below 8 kW to an optional Tier 4 PM standard of 0.60 g/kW-hr. The term hand-startable generally refers to engines that are started using a hand crank or pull cord. This PM standard applies to both steady-state and transient testing, as described in paragraphs (a) and (b) of this section. Engines certified under this paragraph (c) may not be used to generate PM or NO_x+NMHC emission credits under the

provisions of subpart H of this part. These engines may use PM or NO_x+NMHC emission credits, subject to the FEL caps in paragraph (d)(1) of this section.

(d) *Averaging, banking, and trading.* You may generate or use emission credits under the averaging, banking, and trading (ABT) program, as described in subpart H of this part. This requires that you specify a family emission limit (FEL) for each pollutant you include in the ABT program for each engine family. These FELs serve as the

emission standards for the engine family with respect to all required testing instead of the standards specified in paragraphs (a) and (b) of this section. The FELs determine the not-to-exceed standards for your engine family, as specified in paragraph (e) of this section.

(1) *Primary FEL caps.* The FEL may not be higher than the limits in Table 2 of this section, except as allowed by paragraph (d)(2) of this section or by § 1039.102:

TABLE 2 OF § 1039.101.—TIER 4 FEL CAPS AFTER THE 2014 MODEL YEAR, G/KW-HR

Maximum engine power	Application	PM	NO _x	NO _x +NMHC
kW < 19	All	0.80	¹ 9.5
19 ≤ kW < 56	All	0.05	7.5
56 ≤ kW < 130	All	0.04	0.80
130 ≤ kW ≤ 560	All	0.04	0.80
	Generator sets	0.05	1.07
kW > 560	All except generator sets	0.07	6.2

¹ For engines below 8 kW, the FEL cap is 10.5 g/kW-hr for NO_x+NMHC emissions.

(2) *Alternate FEL caps.* For a given power category, you may use the alternate FEL caps shown in Table 3 of

this section instead of the FEL caps identified in paragraph (d)(1) of this section for up to 5 percent of your U.S.-

directed production volume in a given model year.

Maximum engine power	Starting model year ¹	PM FEL cap	NO _x FEL cap
19 ≤ kW < 56	² 2016	0.30
56 ≤ kW < 130	2016	³ 0.30	³ 3.8
130 ≤ kW ≤ 560	2015	0.20	3.8
kW > 560	2019	0.10	⁴ 3.5

¹ See § 1039.104(g) for alternate FEL caps that apply in earlier model years.

² For manufacturers certifying engines under Option #1 of Table 3 of § 1039.102, these alternate FEL caps apply starting with the 2017 model year.

³ For engines below 75 kW, the FEL caps are 0.40 g/kW-hr for PM emissions and 4.4 g/kW-hr for NO_x emissions.

⁴ For engines above 560 kW, the provision for alternate NO_x FEL caps is limited to generator-set engines. For example, if you produce 1,000 generator-set engines above 560 kW in a given model year, up to 50 of them may be certified to the alternate NO_x FEL caps.

(e) *Not-to-exceed standards.* Exhaust emissions from your engines may not exceed the applicable not-to-exceed (NTE) standards in this paragraph (e).

(1) Measure emissions using the procedures described in subpart F of this part.

(2) Except as noted in paragraph (e)(7) of this section, the NTE standard,

rounded to the same number of decimal places as the applicable standard in Table 1 of this section, is determined from the following equation:

NTE standard for each pollutant = (STD) × (M)

Where:

STD = The standard specified for that pollutant in Table 1 of this section (or paragraph (c) of this section) if you

certify without using ABT for that pollutant; or the FEL for that pollutant if you certify using ABT.

M = The NTE multiplier for that pollutant, as defined in paragraph (e)(3) of this section.

(3) The NTE multiplier for each pollutant is 1.25, except in the following cases:

If . . .	Or . . .	Then . . .
(i) The engine family is certified to a NO _x standard less than 2.50 g/kW-hr without using ABT.	The engine family is certified to a NO _x FEL less than 2.50 g/kW-hr or a NO _x +NMHC FEL less than 2.70 g/kW-hr.	The multiplier for NO _x , NMHC, and NO _x +NMHC is 1.50.
(ii) The engine family is certified to a PM standard less than 0.07 g/kW-hr without using ABT.	The engine family is certified to a PM FEL less than 0.07 g/kW-hr.	The multiplier for PM is 1.50.

(4) There are two sets of specifications of ambient operating regions that will apply for all NTE testing of engines in an engine family. You must choose one set for each engine family and must identify your choice of ambient operating regions in each application for certification for an engine family. You may choose separately for each engine family. Choose one of the following ambient operating regions:

(i) All altitudes less than or equal to 5,500 feet above sea level during all ambient temperature and humidity conditions.

(ii) All altitudes less than or equal to 5,500 feet above sea level, for temperatures less than or equal to the temperature determined by the following equation at the specified altitude:

$$T = -0.00254 \times A + 100$$

Where:

T = ambient air temperature in degrees Fahrenheit.

A = altitude in feet above sea level (A is negative for altitudes below sea level).

(5) Temperature and humidity ranges for which correction factors are allowed are specified in 40 CFR 86.1370–2007(e).

(i) If you choose the ambient operating region specified in paragraph (e)(4)(i) of this section, the temperature and humidity ranges for which correction factors are allowed are defined in 40 CFR 86.1370–2007(e)(1).

(ii) If you choose the ambient operating region specified in paragraph (e)(4)(ii) of this section, the temperature and humidity ranges for which correction factors are allowed are defined in 40 CFR 86.1370–2007(e)(2).

(6) For engines equipped with exhaust-gas recirculation, the NTE standards of this section do not apply during the cold operating conditions specified in 40 CFR 86.1370–2007(f).

(7) For engines certified to a PM FEL less than or equal to 0.01 g/kW-hr, the PM NTE standard is 0.02 g/kW-hr.

(f) *Fuel types.* The exhaust emission standards in this section apply for engines using the fuel type on which the engines in the engine family are designed to operate, except for engines certified under § 1039.615. For engines certified under § 1039.615, the standards of this section apply to emissions measured using the specified test fuel. You must meet the numerical emission standards for NMHC in this section based on the following types of hydrocarbon emissions for engines powered by the following fuels:

(1) Alcohol-fueled engines: THCE emissions.

(2) Other engines: NMHC emissions.

(g) *Useful life.* Your engines must meet the exhaust emission standards in paragraphs (a) through (e) of this section over their full useful life.

(1) The useful life values are shown in the following table, except as allowed by paragraph (g)(2) of this section:

TABLE 4 OF § 1039.101—USEFUL LIFE VALUES

If your engine is certified as . . .	And its maximum power is . . .	And its rated speed is . . .	Then its useful life is . . .
(i) Variable speed or constant speed.	kW <19	Any Speed	3,000 hours or five years, whichever comes first.
(ii) Constant speed	19 ≤ kW <37	3,000 rpm or higher	3,000 hours or five years, whichever comes first.
(iii) Constant speed	19 ≤ kW <37	Less than 3,000 rpm	5,000 hours or seven years, whichever comes first.
(iv) Variable	19 ≤ kW <37	Any Speed	5,000 hours or seven years, whichever comes first.
(v) Variable speed or constant speed.	kW ≥37	Any speed	8,000 hours or ten years, whichever comes first.

(2) You may request in your application for certification that we approve a shorter useful life for an engine family. We may approve a shorter useful life if we determine that these engines will rarely operate longer than the alternate useful life. Your demonstration must include documentation from in-use engines. Your demonstration must also include

any overhaul interval that you recommend and any mechanical warranty that you offer for the engine.

(h) *Applicability for testing.* The emission standards in this subpart apply to all testing, including certification, selective enforcement audits, and in-use testing. For selective enforcement audits, we will require you to perform duty-cycle testing as specified in

§§ 1039.505 and 1039.510. The NTE standards of this section apply for those tests. We will not direct you to do additional testing under a selective enforcement audit to show that your engines meet the NTE standards.

§ 1039.102 What exhaust emission standards and phase-in allowances apply for my engines in model year 2014 and earlier?

The exhaust emission standards of this section apply for 2014 and earlier model years. See § 1039.101 for exhaust emission standards that apply to later model years. See 40 CFR 89.112 for exhaust emission standards that apply to model years before the standards of this part 1039 take effect.

(a) *Emission standards for transient testing.* Transient exhaust emissions from your engines may not exceed the applicable emission standards in Tables 1 through 6 of this section. Measure emissions using the applicable transient test procedures described in subpart F of this part. See paragraph (c) of this section for a description of provisions related to the phase-in and phase-out standards shown in Tables 4 through 6 of this section. The emission standards for transient testing are limited for certain engines, as follows:

(1) The transient standards in this section do not apply for the following engines:

(i) Engines below 37 kW for model years before 2013.

(ii) Engines certified under Option #1 of Table 3 of this section. These are the small-volume manufacturer engines certified to the Option #1 standards for model years 2008 through 2015 under § 1039.104(c), and other engines certified to the Option #1 standards for model years 2008 through 2012.

(iii) Engines certified to an alternate FEL during the first four years of the Tier 4 standards for the applicable power category, as allowed in § 1039.104(g). However, you may certify these engines to the transient standards in this section to avoid using temporary compliance adjustment factors, as described in § 1039.104(g)(2). Note that in some cases this four-year period extends into the time covered by the standards in § 1039.101.

(iv) Constant-speed engines.

(v) Engines above 560 kW.

(2) The transient standards in this section for gaseous pollutants do not apply to phase-out engines that you certify to the same numerical standards (and FELs if the engines are certified using ABT) for gaseous pollutants as you certified under the Tier 3 requirements of 40 CFR part 89. However, except as specified by paragraph (a)(1) of this section, the transient PM emission standards apply to these engines.

(b) Emission standards for steady-state testing. Steady-state exhaust emissions from your engines may not exceed the applicable emission standards in Tables 1 through 7 of this section. Measure emissions using the applicable steady-state test procedures described in subpart F of this part. See paragraph (c) of this section for a description of provisions related to the phase-in and phase-out standards shown in Tables 4 through 6 of this section.

TABLE 1 OF § 1039.102.—TIER 4 EXHAUST EMISSION STANDARDS (G/KW-HR): KW < 19

Maximum engine power	Model years	PM	NO _x + NMHC	CO
kW < 8	2008–2014	¹ 0.40	7.5	8.0
8 ≤ kW < 19	2008–2014	0.40	7.5	6.6

¹For engines that qualify for the special provisions in § 1039.101(c), you may delay certifying to the standards in this part 1039 until 2010. In 2009 and earlier model years, these engines must instead meet the applicable Tier 2 standards and other requirements from 40 CFR part 89. Starting in 2010, these engines must meet a PM standard of 0.60 g/kW-hr, as described in § 1039.101(c). Engines certified to the 0.60 g/kWhr PM standard may not generate ABT credits.

TABLE 2 OF § 1039.102.—INTERIM TIER 4 EXHAUST EMISSION STANDARDS (G/KW-HR): 19 ≤ KW < 37

Model years	PM	NO _x + NMHC	CO
2008–2012	0.30	7.5	5.5
2013–2014	0.03	4.7	5.5

TABLE 3 OF § 1039.102.—INTERIM TIER 4 EXHAUST EMISSION STANDARDS (G/KW-HR): 37 ≤ KW < 56

Option ¹	Model years	PM	NO _x + NMHC	CO
#1	2008–2012	0.30	4.7	5.0
#2	2012	0.03	4.7	5.0
All	2013–2014	0.03	4.7	5.0

¹You may certify engines to the Option #1 or Option #2 standards starting in the listed model year. Under Option #1, all engines at or above 37 kW and below 56 kW produced before the 2013 model year must meet the applicable Option #1 standards in this table. These engines are considered to be “Option #1 engines.” Under Option #2, all these engines produced before the 2012 model year must meet the applicable standards under 40 CFR part 89. Engines certified to the Option #2 standards in model year 2012 are considered to be “Option #2 engines.”

TABLE 4 OF § 1039.102.—INTERIM TIER 4 EXHAUST EMISSION STANDARDS (G/KW-HR): 56 ≤ KW < 75

Model years ¹	Phase-in option	PM	NO _x	NMHC	NO _x + NMHC	CO
2012–2013	Phase-in	0.02	0.40	0.19	5.0
	Phase-out	0.02	4.7	5.0
2014	All engines	0.02	0.40	0.19	5.0

¹See paragraph (d)(2) of this section for provisions that allow for a different phase-in schedule than that specified in paragraph (c)(1) of this section.

TABLE 5 OF § 1039.102.—INTERIM TIER 4 EXHAUST EMISSION STANDARDS (G/KW-HR): 75 ≤ KW < 130

Model years ¹	Phase-in option	PM	NO _x	NMHC	NO _x + NMHC	CO
2012–2013	Phase-in	0.02	0.40	0.19	5.0
	Phase-out	0.02	4.0	5.0
	All engines	0.02	0.40	0.19	5.0

¹ See paragraph (d)(2) of this section for provisions that allow for a different phase-in schedule than that specified in paragraph (c)(1) of this section.

TABLE 6 OF § 1039.102.—INTERIM TIER 4 EXHAUST EMISSION STANDARDS (G/KW-HR): 130 ≤ KW < 560

Model years ¹	Phase-in option	PM	NO _x	NMHC	NO _x + NMHC	CO
2011–2013	Phase-in	0.02	0.40	0.19	3.5
	Phase-out	0.02	4.0	3.5
	All engines	0.02	0.40	0.19	3.5

TABLE 7 OF § 1039.102.—INTERIM TIER 4 EXHAUST EMISSION STANDARDS (G/KW-HR): KW > 560

Model years	Maximum engine power	Application	PM	NO _x	NMHC	CO
2011–2014	560 < kW ≤ 900	All	0.10	3.5	0.40	3.5
		Generator sets	0.10	0.67	0.40	3.5
	kW > 900	All except generator sets ..	0.10	3.5	0.40	3.5

(c) *Phase-in requirements.* The following phase-in provisions apply for engines in 56–560 kW power categories meeting the interim Tier 4 standards in paragraphs (a) and (b) of this section:

(1) For each model year before 2014 noted in Tables 4 through 6 of this section, you must certify engine families representing at least 50 percent of your U.S.-directed production volume for each power category to the applicable phase-in standards, except as allowed by paragraph (c)(3), (d)(2), or (e) of this section. Any engines not certified to the phase-in standards must be certified to the corresponding phase-out standards.

(2) Engines certified to the phase-out standards in Tables 4 through 6 of this section must comply with all other requirements that apply to Tier 4 engines, except as otherwise specified in this section.

(3) At the time of certification, show how you intend to meet the phase-in requirements of this paragraph (c) based on projected U.S.-directed production volumes. If your actual U.S.-directed production volume fails to meet the phase-in requirements for a given model year, you must make up the shortfall (in terms of number of engines) by the end of the model year representing the final year of the phase-in period. For example, if you plan in good faith to produce 50 percent of a projected 10,000 engines in the 56–130 kW power category (*i.e.*, 5,000 engines) in 2012 in compliance with the Tier 4 phase-in standards for NO_x and NMHC in Table 4 of this section, but produce 4,500 such

engines of an actual 10,000 engines, you must produce 500 engines in model year 2013 (*i.e.*, the final year of the phase-in for this power category) that meet the Tier 4 phase-in standards above and beyond the production otherwise needed to meet the 50-percent phase-in requirement for model year 2013. If any shortfall exceeds the applicable limit of paragraph (c)(3)(i) or (ii) of this section, that number of phase-out engines will be considered not covered by a certificate of conformity and in violation of § 1068.101(a)(1). The shortfall allowed by this paragraph (c)(3) may not exceed a certain number of engines, as follows:

(i) For engine families certified according to the alternate phase-in schedule described in paragraph (d)(2) of this section, for model years prior to the final year of the phase-in, 5 percent of your actual U.S.-directed production volume for that power category in that model year.

(ii) For all other engine families, for model years prior to the final year of the phase-in, 25 percent of your actual U.S.-directed production volume for that power category in that model year.

(iii) No shortfall is allowed in the final year of the phase-in.

(4) Engines you introduce into commerce beyond the limits described in paragraphs (c)(3) of this section will be considered not covered by a certificate of conformity and in violation of § 1068.101(a)(1).

(5) For the purposes of this part, the term “phase-in” means relating to a

standard that is identified in this section as a phase-in standard and the term “phase-out” means relating to a standard that is identified in this section as a phase-out standard. For example, a 200-kW engine from the 2012 model year that is certified to the 4.0 g/kW-hr NO_x+NMHC standard in Table 6 of § 1039.102 is a phase-out engine.

(d) *Banked credits and alternate phase-in for 56–130 kW engines.* For engines in the 56–130 kW power category, you may use only one of the following additional provisions:

(1) For model years 2012 through 2014, you may use banked NO_x+NMHC credits from any Tier 2 engine at or above 37 kW certified under 40 CFR part 89 to meet the NO_x phase-in standards or the NO_x+NMHC phase-out standards under paragraphs (b) and (c) of this section, subject to the additional ABT provisions in § 1039.740.

(2) Instead of meeting the phase-in requirements of paragraph (c)(1) of this section, you may certify engine families representing at least 25 percent of your U.S.-directed production volume for each model year from 2012 through 2014 to the applicable phase-in standards in Tables 4 and 5 of this section, except as allowed by paragraph (c)(3) or (e) of this section. Any engines not certified to the phase-in standards must be certified to the corresponding phase-out standards. Engines certified under this paragraph (d)(2) may generate NO_x emission credits only for averaging within the same power category during the same model year.

For engines certified under this paragraph (d)(2), the 2014 model year may not extend beyond December 30, 2014.

(e) *Alternate NO_x standards.* For engines in 56–560 kW power categories during the phase-in of Tier 4 standards, you may certify engine families to the alternate NO_x standards in this paragraph (e) instead of the phase-in and phase-out NO_x and NO_x+NMHC standards described in Tables 4 through 6 of this section. Engines certified under this section must be certified to an NMHC standard of 0.19 g/kW-hr. Do not include engine families certified under this paragraph (e) in determining whether you comply with the percentage phase-in requirements of paragraphs (c) and (d)(2) of this section. Except for the provisions for alternate FEL caps in § 1039.104(g), the NO_x standards and FEL caps under this paragraph (e) are as follows:

(1) For engines in the 56–130 kW power category, apply the following alternate NO_x standards and FEL caps:

(i) If you use the provisions of paragraph (d)(1) of this section, your alternate NO_x standard for any engine family in the 56–130 kW power category is 2.3 g/kW-hr for model years 2012 and 2013. Engines certified to this standard may not exceed a NO_x FEL cap of 3.0 g/kW-hr.

(ii) If you use the provisions of paragraph (d)(2) of this section, your alternate NO_x standard for any engine family in the 56–130 kW power category is 3.4 g/kW-hr for model years 2012 through 2014. Engines below 75 kW certified to this standard may not exceed a NO_x FEL cap of 4.4 g/kW-hr; engines at or above 75 kW certified to this standard may not exceed a NO_x FEL cap of 3.8 g/kW-hr.

(iii) If you do not use the provisions of paragraph (d) of this section, you may apply the alternate NO_x standard and the appropriate FEL cap from either paragraph (e)(1)(i) or (ii) of this section.

(2) For engines in the 130–560 kW power category, the alternate NO_x standard is 2.0 g/kW-hr for model years 2011 through 2013. Engines certified to this standard may not exceed a NO_x FEL cap of 2.7 g/kW-hr.

(f) *Split families.* For generating or using credits for engines in 56–560 kW

power categories during the phase-in of Tier 4 standards, you may split an engine family into two subfamilies (for example, one that uses credits and one that generates credits for the same pollutant).

(1) Identify any split engine families in your application for certification. Your engines must comply with all the standards and requirements applicable to Tier 4 engines, except as noted in this paragraph (f). You may calculate emission credits relative to different emission standards (*i.e.*, phase-in and phase-out standards) for different sets of engines within the engine family, but the engine family must be certified to a single set of standards and FELs. To calculate NO_x+NMHC emission credits, add the NO_x FEL to the NMHC phase-in standard for comparison with the applicable NO_x+NMHC phase-out standard. Any engine family certified under this paragraph (f) must meet the applicable phase-in standard for NMHC. You may assign the number and configurations of engines within the respective subfamilies any time before the due date for the final report required in § 1039.730. Apply the same label to each engine in the family, including the NO_x FEL to which it is certified.

(2) For example, a 10,000-unit engine family in the 75–130 kW power category may be certified to meet the standards for PM, NMHC, and CO that apply to phase-in engines, with a 0.8 g/kW-hr FEL for NO_x. When compared to the phase-out NO_x+NMHC standard, this engine family would generate positive NO_x+NMHC emission credits. When compared to the phase-in NO_x standard, this engine family would generate negative NO_x emission credits. You could create a subfamily with 2,500 engines (one-quarter of the 10,000 engines) and identify them as phase-in engines. You would count these 2,500, with their negative NO_x credits, in determining compliance with the 50-percent phase-in requirement in paragraph (c)(1) of this section. You would calculate negative credits relative to the 0.40 g/kW-hr NO_x standard for these 2,500 engines. You would identify the other 7,500 engines in the family as phase-out engines and calculate positive

credits relative to the 4.0 g/kW-hr NO_x+NMHC standard.

(g) *Other provisions.* The provisions of § 1039.101(d) through (h) apply with respect to the standards of this section, with the following exceptions and special provisions:

(1) *NTE standards.* Use the provisions of § 1039.101(e)(3) to calculate and apply the NTE standards, but base these calculated values on the applicable standards in this section or the applicable FEL, instead of the standards in Table 1 of § 1039.101. All other provisions of § 1039.101(e) apply under this paragraph (g)(1). The NTE standards do not apply for certain engines and certain pollutants, as follows:

(i) All engines below 37 kW for model years before 2013.

(ii) All engines certified under Option #1 of Table 3 of this section. These are small-volume manufacturer engines certified to the Option #1 standards for model years 2008 through 2015 under § 1039.104(c), and other engines certified to the Option #1 standards for model years 2008 through 2012.

(iii) All engines less than or equal to 560 kW that are certified to an FEL under the alternate FEL program during the first four years of the Tier 4 standards for the applicable power category, as described in § 1039.104(g). However, if you apply to meet transient emission standards for these engines under § 1039.102(a)(1)(iii), you must also meet the NTE standards in this paragraph (g)(1).

(iv) Gaseous pollutants for phase-out engines that you certify to the same numerical standards and FELs for gaseous pollutants to which you certified under the Tier 3 requirements of 40 CFR part 89. However, the NTE standards for PM apply to these engines.

(2) *Interim FEL caps.* As described in 1039.101(d), you may participate in the ABT program in subpart H of this part by certifying engines to FELs for PM, NO_x, or NO_x+NMHC instead of the standards in Tables 1 through 7 of this section for the model years shown. The FEL caps listed in the following table apply instead of the FEL caps in § 1039.101(d)(1), except as allowed by § 1039.104(g):

TABLE 8 OF § 1039.102.—INTERIM TIER 4 FEL CAPS, G/KW-HR

Maximum engine power	Phase-in option	Model years ¹	PM	NO _x	NO _x +NMHC
kW < 19	2008–2014	0.80	² 9.5
19 ≤ kW < 37	2008–2012	0.60	9.5
37 ≤ kW < 56	³ 2008–2012	0.40	7.5
56 ≤ kW < 130	Phase-in	2012–2013	0.04	0.80
56 ≤ kW < 130	Phase-out	2012–2013	0.04	⁴ 6.6

TABLE 8 OF § 1039.102.—INTERIM TIER 4 FEL CAPS, g/kW-HR—Continued

Maximum engine power	Phase-in option	Model years ¹	PM	NO _x	NO _x +NMHC
130 ≤ kW ≤ 560	Phase-in	2011–2013	0.04	0.80
130 ≤ kW ≤ 560	Phase-out	2011–2013	0.04	⁵ 6.4
kW > 560	2011–2014	0.20	6.2

¹ For model years before 2015 where this table does not specify FEL caps, apply the FEL caps shown in § 1039.101.

² For engines below 8 kW, the FEL cap is 10.5 g/kW-hr for NO_x+NMHC emissions.

³ For manufacturers certifying engines to the standards of this part 1039 in 2012 under Option #2 of Table 3 of § 1039.102, the FEL caps of § 1039.101 apply for model year 2012 and later; see 40 CFR part 89 for provisions that apply to earlier model years.

⁴ For engines below 75 kW, the FEL cap is 7.5 g/kW-hr for NO_x+NMHC emissions.

⁵ For engines below 225 kW, the FEL cap is 6.6 g/kW-hr for NO_x+NMHC emissions.

(3) *Crankcase emissions.* The crankcase emission requirements of § 1039.115(a) do not apply to engines using charge-air compression that are certified to an FEL under the alternate FEL program in § 1039.104(g) during the first four years of the Tier 4 standards for the applicable power category.

(4) *Special provisions for 37–56 kW engines.* For engines at or above 37 kW and below 56 kW from model years 2008 through 2012, you must take the following additional steps:

(i) State the applicable PM standard on the emission control information label.

(ii) Add information to the emission-related installation instructions to clarify the equipment manufacturer's obligations under § 1039.104(f).

§ 1039.104 Are there interim provisions that apply only for a limited time?

The provisions in this section apply instead of other provisions in this part. This section describes when these interim provisions apply.

(a) *Incentives for early introduction.* This paragraph (a) allows you to reduce the number of engines subject to the

applicable standards in § 1039.101 or § 1039.102, when some of your engines are certified to the specified levels earlier than otherwise required. The engines that are certified early are considered offset-generating engines. The provisions of this paragraph (a), which describe the requirements applicable to offset-generating engines, apply beginning in model year 2007. These offset generating engines may generate additional allowances for equipment manufacturers under the incentive program described in § 1039.627; you may instead use these offsets under paragraph (a)(2) of this section in some cases.

(1) For early-compliant engines to generate offsets for use either under this paragraph (a) or under § 1039.627, you must meet the following general provisions:

(i) You may not generate offsets from engines below 19 kW.

(ii) You must begin actual production of engines covered by the corresponding certificate by the following dates:

(A) For engines at or above 19 kW and below 37 kW: September 1, 2012.

(B) For engines at or above 37 kW and below 56 kW: September 1, 2012 if you choose Option #1 in Table 3 of § 1039.102, or September 1, 2011 if you do not choose Option #1 in Table 3 of § 1039.102.

(C) For engines in the 56–130 kW power category: September 1, 2011.

(D) For engines in the 130–560 kW power category: September 1, 2010.

(E) For engines above 560 kW: September 1, 2014.

(iii) Engines you produce after December 31 of the year shown in paragraph (a)(1)(ii) of this section may not generate offsets.

(iv) You may not use ABT credits to certify offset-generating engines.

(v) Offset-generating engines must be certified to the Tier 4 standards and requirements under this part 1039.

(2) If equipment manufacturers decline offsets for your offset-generating engines under § 1039.627, you may not generate ABT credits with these engines, but you may reduce the number of engines that are required to meet the standards in § 1039.101 or 1039.102 as follows:

For every . . .	With maximum engine power . . .	That are certified to the applicable standards in . . .	You may reduce the number of engines in the same power category that are required to meet the . . .	In later model years by . . .
(i) 2 engines	19 ≤ kW < 37	Table 2 of § 1039.102 ¹	PM standard in Table 2 of § 1039.102 applicable to model year 2013 or 2014 engines or the PM standard in Table 1 of § 1039.101.	3 engines.
(ii) 2 engines	56 ≤ kW ≤ 560	Table 4, 5, or 6 of § 1039.102 for Phase-out engines.	Phase-out standards in Tables 4 through 6 of § 1039.102.	3 engines.
(iii) 2 engines	kW ≥ 19	Table 1 of § 1039.101	Standards in Tables 2 through 7 of § 1039.102 or standards in Table 1 of § 1039.101.	3 engines. ²
(iv) 1 engine	kW ≥ 19	Table 1 of § 1039.101 + 0.20 g/kW-hr NO _x standard.	Standards in Tables 2 through 7 of § 1039.102 or standards in Table 1 of § 1039.101.	2 engines. ²

¹ The engine must be certified to the PM standard applicable to model year 2013 engines, and to the NO_x+NMHC and CO standards applicable to model year 2012 engines.

² For engines above 560 kW, offsets from generator-set engines may be used only for generator-set engines. Offsets from engines for other applications may be used only for other applications besides generator sets.

(3) Example: If you produce 100 engines in the 56–130 kW power

category in model year 2008 that are certified to the 56–130 kW standards

listed in § 1039.101, and you produced 10,000 engines in this power category in

model year 2015, then only 9,850 of these model year 2015 engines would need to comply with the standards listed in § 1039.101. The 100 offset-generating engines in model year 2008 could not use or generate ABT credits.

(4) Offset-using engines (that is, those not required to certify to the standards of § 1039.101 or § 1039.102 under paragraph (a)(2) of this section) are subject to the following provisions:

(i) If the offset is being used under paragraph (a)(2)(i) of this section for an engine that would otherwise be certified to the model year 2013 or 2014 standards in Table 2 of § 1039.102 or the standards in Table 1 of § 1039.101, this engine must be certified to the standards and requirements of this part 1039, except that the only PM standard that applies is the steady-state PM standard that applies for model year 2012. Such an engine may not generate ABT credits.

(ii) If the offset is being used under paragraph (a)(2)(ii) of this section for an engine that would otherwise be certified to the phase-out standards in Tables 4 through 6 of § 1039.102, this engine must be certified to the standards and requirements of this part 1039, except that the PM standard is the Tier 3 PM standard that applies for this engine's maximum power. Such an engine will be treated as a phase-out engine for purposes of determining compliance with percentage phase-in requirements. Such an engine may not generate ABT credits.

(iii) All other offset-using engines must meet the standards and other provisions that apply in model year 2011 for engines in the 19–130 kW power categories, in model year 2010 for

engines in the 130–560 kW power category, or in model year 2014 for engines above 560 kW. Show that engines meet these emission standards by meeting all the requirements of § 1039.260. You must meet the labeling requirements in § 1039.135, but add the following statement instead of the compliance statement in § 1039.135(c)(12): “THIS ENGINE MEETS U.S. EPA EMISSION STANDARDS UNDER 40 CFR 1039.104(a).” For power categories with a percentage phase-in, these engines should be treated as phase-in engines for purposes of determining compliance with phase-in requirements.

(5) If an equipment manufacturer claims offsets from your engine for use under § 1039.627, the engine generating the offset must comply with the requirements of paragraph (a)(1) of this section. You may not generate offsets for use under paragraphs (a)(2) and (5) of this section for these engines. You may generate ABT credits from these engines as follows:

(i) To generate emission credits for NO_x, NO_x+NMHC, and PM, the engine must be certified to FELs at or below the standards in paragraph (a)(2) of this section.

(ii) Calculate credits according to § 1039.705 but use as the applicable standard the numerical value of the standard to which the engine would have otherwise been subject if it had not been certified under this paragraph (a).

(iii) For the production volume, use the number of engines certified under this paragraph (a) for which you do not claim offsets under paragraph (a)(2) of this section.

(6) You may include engines used to generate offsets under this paragraph (a) and engines used to generate offsets under § 1039.627 in the same engine family, subject to the provisions of § 1039.230. The engine must be certified to FELs, as specified in paragraph (a)(5)(i) of this section. The FELs must be below the standard levels specified in paragraph (a)(2) of this section and those specified in § 1039.627. In the reports required in § 1039.730, include the following information for each model year:

(i) The total number of engines that generate offsets under this paragraph (a).

(ii) The number of engines used to generate offsets under paragraph (a)(2) of this section.

(iii) The names of equipment manufacturers that intend to use your offsets under § 1039.627 and the number of offsets involved for each equipment manufacturer.

(b) *In-use compliance limits.* For purposes of determining compliance after title or custody has transferred to the ultimate purchaser, calculate the applicable in-use compliance limits by adjusting the applicable standards or FELs. This applies only for engines at or above 19 kW. The NO_x adjustment applies only for engines with a NO_x FEL no higher than 2.1 g/kW-hr. The PM adjustment applies only for engines with a PM FEL no higher than the PM standard in § 1039.101 for the appropriate power category. Add the following adjustments to the otherwise applicable standards or FELs (steady-state, transient, and NTE) for NO_x and PM:

In model years . . .	If your engine's maximum power is . . .	The NO _x adjustment in g/kW-hr is . . .	The PM adjustment in g/kW-hr is . . .
2013–2014	19 ≤ kW < 56	not allowed	0.01
2012–2016	56 ≤ kW < 130	0.16 for operating hours ≤ 2000	0.01
		0.25 for operating hours 2001 to 3400	
		0.34 for operating hours > 3400	
2011–2015	130 ≤ kW < 560	0.16 for operating hours ≤ 2000	0.01
		0.25 for operating hours 2001 to 3400	
		0.34 for operating hours > 3400	
2011–2016	kW > 560	0.16 for operating hours ≤ 2000	0.01
		0.25 for operating hours 2001 to 3400	
		0.34 for operating hours > 3400	

(c) *Provisions for small-volume manufacturers.* Special provisions apply if you are a small-volume engine manufacturer subject to the

requirements of this part. You must notify us in writing before January 1, 2008 if you intend to use these provisions.

(1) You may delay complying with certain otherwise applicable Tier 4 emission standards and requirements as described in the following table:

If your engine's maximum power is . . .	You may delay meeting . . .	Until model year . . .	Before that model year the engine must comply with . . .
kW < 19	The standards and requirements of this part	2011	The standards and requirements in 40 CFR part 89.
19 ≤ kW < 37	The Tier 4 standards and requirements of this part that would otherwise be applicable in model year 2013.	2016	The Tier 4 standards and requirements that apply for model year 2008.
37 ≤ kW < 56	See paragraph (c)(2) of this section for special provisions that apply for engines in this power category.		
56 ≤ kW < 130	The standards and requirements of this part	2015	The standards and requirements in 40 CFR part 89.

(2) To use the provisions of this paragraph (c) for engines at or above 37 kW and below 56 kW, choose one of the following:

(i) If you comply with the 0.30 g/kW-hr PM standard in § 1039.102 in all model years from 2008 through 2012 without using PM credits, you may continue meeting that standard through 2015.

(ii) If you do not choose to comply with paragraph (c)(2)(i) of this section, you may continue to comply with the standards and requirements in 40 CFR part 89 for model years through 2012, but you must begin complying in 2013 with Tier 4 standards and requirements specified in Table 3 of § 1039.102 for model years 2013 and later.

(3) After the delays indicated in paragraph (c)(1) and (2) of this section, you must comply with the same Tier 4 standards and requirements as all other manufacturers.

(4) For engines not in the 19–56 kW power category, if you delay compliance with any standards under this paragraph (c), you must do all the following things for the model years when you are delaying compliance with the otherwise applicable standards:

(i) Produce engines that meet all the emission standards and other requirements under 40 CFR part 89 applicable for that model year, except as noted in this paragraph (c).

(ii) Meet the labeling requirements in 40 CFR 89.110, but use the following compliance statement instead of the compliance statement in 40 CFR 89.110(b)(10): “THIS ENGINE COMPLIES WITH U.S. EPA REGULATIONS FOR [CURRENT MODEL YEAR] NONROAD COMPRESSION-IGNITION ENGINES UNDER 40 CFR 1039.104(c).”.

(iii) Notify the equipment manufacturer that the engines you produce under this section are excluded from the production volumes associated with the equipment-manufacturer allowance program in § 1039.625.

(5) For engines in the 19–56 kW power category, if you delay compliance with any standards under this paragraph (c), you must do all the following things

for the model years when you are delaying compliance with the otherwise applicable standards:

(i) Produce engines in those model years that meet all the emission standards and other requirements that applied for your model year 2008 engines in the same power category.

(ii) Meet the labeling requirements in § 1039.135, but use the following compliance statement instead of the compliance statement in § 1039.135: “THIS ENGINE COMPLIES WITH U.S. EPA REGULATIONS FOR [CURRENT MODEL YEAR] NONROAD COMPRESSION-IGNITION ENGINES UNDER 40 CFR 1039.104(c).”.

(iii) Notify the equipment manufacturer that the engines you produce under this section are excluded from the production volumes associated with the equipment-manufacturer allowance program in § 1039.625.

(6) The provisions of this paragraph (c) may not be used to circumvent the requirements of this part.

(d) *Deficiencies for NTE standards.* You may ask us to accept as compliant an engine that does not fully meet specific requirements under the applicable NTE standards. Such deficiencies are intended to allow for minor deviations from the NTE standards under limited conditions. We expect your engines to have functioning emission-control hardware that allows you to comply with the NTE standards.

(1) Request our approval for specific deficiencies in your application for certification, or before you submit your application. We will not approve deficiencies retroactively to cover engines already certified. In your request, identify the scope of each deficiency and describe any auxiliary emission-control devices you will use to control emissions to the lowest practical level, considering the deficiency you are requesting.

(2) We will approve a deficiency only if compliance would be infeasible or unreasonable considering such factors as the technical feasibility of the given hardware and the applicable lead time and production cycles—including schedules related to phase-in or phase-

out of engines. We may consider other relevant factors.

(3) Our approval applies only for a single model year and may be limited to specific engine configurations. We may approve your request for the same deficiency in the following model year if correcting the deficiency would require unreasonable hardware or software modifications and we determine that you have demonstrated an acceptable level of effort toward complying.

(4) You may ask for any number of deficiencies in the first three model years during which NTE standards apply for your engines. For the next four model years, we may approve up to three deficiencies per engine family. Deficiencies of the same type that apply similarly to different power ratings within a family count as one deficiency per family. We may condition approval of any such additional deficiencies during these four years on any additional conditions we determine to be appropriate. We will not approve deficiencies after the seven-year period specified in this paragraph (d)(4).

(e) *Diesel test fuels and corresponding labeling requirements.* For diesel-fueled engines in 2011 and later model years, the diesel test fuel is ultra low-sulfur diesel fuel specified in 40 CFR part 1065. For diesel-fueled engines in 2010 and earlier model years, use test fuels and meet labeling requirements as follows:

(1) Use the following test fuels in 2010 and earlier model years:

(i) Unless otherwise specified, the diesel test fuel is low-sulfur diesel fuel specified in 40 CFR part 1065.

(ii) In model years 2007 through 2010, you may use ultra low-sulfur diesel fuel as the test fuel for any engine family that employs sulfur-sensitive technology if you can demonstrate that in-use engines in the family will use diesel fuel with a sulfur concentration no greater than 15 ppm.

(iii) You may use ultra low-sulfur diesel fuel as the test fuel for engine families in any power category below 56 kW, as long as none of the engines in your engine family employ sulfur-

sensitive technologies, you ensure that ultimate purchasers of equipment using these engines are informed that ultra low-sulfur diesel fuel is recommended, and you recommend to equipment manufacturers that a label be applied at the fuel inlet recommending 15 ppm fuel.

(iv) For the engines described in § 1039.101(c) that are certified to the 0.60 g/kW-hr PM standard in Table 1 of § 1039.102 in the 2010 model year, you may test with the ultra low-sulfur fuel specified in 40 CFR part 1065.

(2) Meet the labeling requirements of this paragraph (e)(2) (or other labeling requirements we approve) to identify the applicable test fuels specified in paragraph (e)(1) of this section. Provide instructions to equipment manufacturers to ensure that they are aware of these labeling requirements.

(i) For engines certified under the provisions of paragraph (e)(1)(i) of this section, include the following statement on the emission control information label and the fuel-inlet label specified in § 1039.135: "LOW SULFUR FUEL OR ULTRA LOW SULFUR FUEL ONLY".

(ii) For engines certified under the provisions of paragraph (e)(1)(ii) of this section, include the following statement on the emission control information label and the fuel-inlet label specified in § 1039.135: "ULTRA LOW SULFUR FUEL ONLY".

(iii) For engines certified under the provisions of paragraph (e)(1)(iii) of this section, include the following statement on the emission control information label specified in § 1039.135: "ULTRA LOW SULFUR FUEL RECOMMENDED".

(3) For model years 2010 and earlier, we will use the test fuel that you use under paragraph (e)(1) of this section, subject to the conditions of paragraph (e)(1) of this section.

(f) *Requirements for equipment manufacturers.* If you produce equipment with engines certified to Tier 3 standards under Option #2 of Table 3 of § 1039.102 during model years from 2008 through 2011, then a minimum number of pieces of equipment you produce using 2012 model year engines must have engines certified to the Option #2 standards, as follows:

(1) For equipment you produce with 2012 model year engines at or above 37 kW and below 56 kW, determine the minimum number of these engines that must be certified to the Option #2 standards in Table 3 of § 1039.102 as follows:

(i) If all the equipment you produce using 2008 through 2011 model year engines use engines certified to Tier 3 standards under Option #2 of Table 3 of § 1039.102, then all the 2012 model year engines you install must be certified to the Option #2 standards of Table 3 of § 1039.102.

(ii) If you produce equipment using 2008 through 2011 model year engines with some engines certified to Option #1 standards of Table 3 of § 1039.102 and some engines certified to Tier 3 standards under Option #2 standards of Table 3 of § 1039.102, calculate the minimum number of 2012 model year engines you must install that are certified to the Option #2 standards of Table 3 of § 1039.102 from the following equation:

$$\text{Minimum number} = [(T - O_1 - F) / (T - F) - 0.05] \times P$$

Where:

T = The total number of 2008–2010 model year engines at or above 37 kW and below 56 kW that you use in equipment you produce.

O₁ = The number of engines from the 2008–2010 model years certified under Option #1 of Table 3 of § 1039.102 that you use in equipment you produce.

F = The number of 2008–2010 model year engines at or above 37 kW and below 56 kW that you use in equipment you produce under the flexibility provisions of § 1039.625.

P = The total number of 2012 model year engines at or above 37 kW and below 56 kW that you use in equipment you produce.

(2) As needed for the calculation required by this paragraph (f), keep records of all equipment you produce using 2008–2012 model year engines at or above 37 kW and below 56 kW. If you fail to keep these records, you may not use any 2012 model year engines certified to Option #1 standards in your equipment.

(3) If you fail to comply with the provisions of this paragraph (f), then using 2012 model year engines certified

under Option #1 of Table 3 of § 1039.102 (or certified to less stringent standards) in such equipment violates the prohibitions in § 1068.101(a)(1).

(g) *Alternate FEL caps.* You may certify a limited number of engines from your U.S.-directed production volume to the FEL caps in Table 1 of this section instead of the otherwise applicable FEL caps in § 1039.101(d)(1), § 1039.102(e), or § 1039.102(g)(2), subject to the following provisions:

(1) The provisions of this paragraph (g) apply during the model years shown in Table 1 of this section. During this period, the number of engines certified to the FEL caps in Table 1 of this section must not exceed 20 percent in any single model year in each power category. The sum of percentages over the four-year period must not exceed a total of 40 percent in each power category. If you certify an engine under an alternate FEL cap in this paragraph (g) for any pollutant, count it toward the allowed percentage of engines certified to the alternate FEL caps.

(2) If your engine is not certified to transient emission standards under the provisions of § 1039.102(a)(1)(iii), you must adjust your FEL upward by a temporary compliance adjustment factor (TCAF) before calculating your negative emission credits under § 1039.705, as follows:

(i) The temporary compliance adjustment factor for NO_x is 1.1.

(ii) The temporary compliance adjustment factor for PM is 1.5.

(iii) The adjusted FEL (FEL_{adj}) for calculating emission credits is determined from the steady-state FEL (FEL_{ss}) using the following equation: FEL_{adj} = (FEL_{ss}) × (TCAF)

(iv) The unadjusted FEL (FEL_{ss}) applies for all purposes other than credit calculation.

(3) These alternate FEL caps may not be used for phase-in engines.

(4) Do not apply TCAFs to gaseous emissions for phase-out engines that you certify to the same numerical standards (and FELs if the engines are certified using ABT) for gaseous pollutants as you certified under the Tier 3 requirements of 40 CFR part 89.

TABLE 1 OF § 1039.104.—ALTERNATE FEL CAPS

Maximum engine power	PM FEL cap, g/kW-hr	Model years for the alternate PM FEL cap	NO _x FEL cap, g/kW-hr	Model years for the alternate NO _x FEL cap
19 ≤ kW < 56	0.30	¹ 2012–2015
56 ≤ kW < 130 ²	0.30	³ 2012–2015	3.8	³ 2014–2015
130 ≤ kW ≤ 560	0.20	2011–2014	3.8	2014

TABLE 1 OF § 1039.104.—ALTERNATE FEL CAPS—Continued

Maximum engine power	PM FEL cap, g/kW-hr	Model years for the alter- nate PM FEL cap	NO _x FEL cap, g/kW-hr	Model years for the alter- nate NO _x FEL cap
kW > 560 ⁴	0.10	2015–2018	3.5	2015–2018

¹ For manufacturers certifying engines under Option #1 of Table 3 of § 1039.102, these alternate FEL caps apply for model years from 2013 through 2016.

² For engines below 75 kW, the FEL caps are 0.40 g/kW-hr for PM emissions and 4.4 g/kW-hr for NO_x emissions.

³ For engines certified under the provisions of § 1039.102(d)(2) or (e)(1)(ii), the alternate NO_x FEL cap in the table applies only for the 2015 model year.

⁴ For engines above 560 kW, the provision for alternate NO_x FEL caps is limited to generator-set engines. For example, if you produce 1,000 generator-set engines above 560 kW in 2015, up to 200 of them may be certified to the alternate NO_x FEL caps.

§ 1039.105 What smoke standards must my engines meet?

(a) The smoke standards in this section apply to all engines subject to emission standards under this part, except for the following engines:

- (1) Single-cylinder engines.
- (2) Constant-speed engines.
- (3) Engines certified to a PM emission standard or FEL of 0.07 g/kW-hr or lower.
- (b) Measure smoke as specified in § 1039.501(c). Smoke from your engines may not exceed the following standards:
 - (1) 20 percent during the acceleration mode.
 - (2) 15 percent during the lugging mode.
 - (3) 50 percent during the peaks in either the acceleration or lugging modes.

§ 1039.107 What evaporative emission standards and requirements apply?

There are no evaporative emission standards for diesel-fueled engines, or engines using other nonvolatile or nonliquid fuels (for example, natural gas). If your engine uses a volatile liquid fuel, such as methanol, you must meet the evaporative emission requirements of 40 CFR part 1048 that apply to spark-ignition engines, as follows:

- (a) Follow the steps in 40 CFR 1048.245 to show that you meet the requirements of 40 CFR 1048.105.
- (b) Do the following things in your application for certification:
 - (1) Describe how your engines control evaporative emissions.
 - (2) Present test data to show that equipment using your engines meets the evaporative emission standards we specify in this section if you do not use design-based certification under 40 CFR 1048.245. Show these figures before and after applying deterioration factors, where applicable.

§ 1039.110 [Reserved]

§ 1039.115 What other requirements must my engines meet?

Engines subject to this part must meet the following requirements, except as noted elsewhere in this part:

(a) *Crankcase emissions.* Crankcase emissions may not be discharged directly into the ambient atmosphere from any engine, except as follows:

- (1) Engines may discharge crankcase emissions to the ambient atmosphere if the emissions are added to the exhaust emissions (either physically or mathematically) during all emission testing.
- (2) If you take advantage of this exception, you must do the following things:
 - (i) Manufacture the engines so that all crankcase emissions can be routed into the applicable sampling systems specified in 40 CFR part 1065.
 - (ii) Account for deterioration in crankcase emissions when determining exhaust deterioration factors.
- (3) For purposes of this paragraph (a), crankcase emissions that are routed to the exhaust upstream of exhaust aftertreatment during all operation are not considered to be discharged directly into the ambient atmosphere.

(b)–(d) [Reserved]

(e) *Adjustable parameters.* Engines that have adjustable parameters must meet all the requirements of this part for any adjustment in the physically adjustable range. An operating parameter is not considered adjustable if you permanently seal it or if it is not normally accessible using ordinary tools. We may require that you set adjustable parameters to any specification within the adjustable range during any testing, including certification testing, selective enforcement auditing, or in-use testing.

(f) *Prohibited controls.* You may not design your engines with emission-control devices, systems, or elements of design that cause or contribute to an unreasonable risk to public health, welfare, or safety while operating. For example, this would apply if the engine emits a noxious or toxic substance it would otherwise not emit that contributes to such an unreasonable risk.

(g) *Defeat devices.* You may not equip your engines with a defeat device. A

defeat device is an auxiliary emission-control device that reduces the effectiveness of emission controls under conditions that the engine may reasonably be expected to encounter during normal operation and use. This does not apply to auxiliary-emission control devices you identify in your certification application if any of the following is true:

- (1) The conditions of concern were substantially included in the applicable test procedures described in subpart F of this part.
- (2) You show your design is necessary to prevent engine (or equipment) damage or accidents.
- (3) The reduced effectiveness applies only to starting the engine.

§ 1039.120 What emission-related warranty requirements apply to me?

(a) *General requirements.* You must warrant to the ultimate purchaser and each subsequent purchaser that the new nonroad engine, including all parts of its emission-control system, meets two conditions:

- (1) It is designed, built, and equipped so it conforms at the time of sale to the ultimate purchaser with the requirements of this part.
- (2) It is free from defects in materials and workmanship that may keep it from meeting these requirements.

(b) *Warranty period.* Your emission-related warranty must be valid for at least as long as the minimum warranty periods listed in this paragraph (b) in hours of operation and years, whichever comes first. You may offer an emission-related warranty more generous than we require. The emission-related warranty for the engine may not be shorter than any published warranty you offer without charge for the engine. Similarly, the emission-related warranty for any component may not be shorter than any published warranty you offer without charge for that component. If you provide an extended warranty to individual owners for any components covered in paragraph

(c) of this section for an additional charge, your emission-related warranty must cover those components for those owners to the same degree. If an engine

has no hour meter, we base the warranty periods in this paragraph (b) only on the engine's age (in years). The warranty period begins when the engine is placed

into service. The minimum warranty periods are shown in the following table:

If your engine is certified as . . .	And its maximum power is . . .	And its rated speed is . . .	Then its warranty period is . . .
Variable speed or constant speed.	kW < 19	Any speed	1,500 hours or two years, whichever comes first.
Constant speed	19 ≤ kW < 37	3,000 rpm or higher	1,500 hours or two years, whichever comes first.
Constant speed	19 ≤ kW < 37	Less than 3,000 rpm	3,000 hours or five years, whichever comes first.
Variable speed	19 ≤ kW < 37	Any speed	3,000 hours or five years, whichever comes first.
Variable speed or constant speed.	kW ≥ 37	Any speed	3,000 hours or five years, whichever comes first.

(c) *Components covered.* The emission-related warranty covers all components whose failure would increase an engine's emissions of any pollutant. This includes components listed in 40 CFR part 1068, Appendix I, and components from any other system you develop to control emissions. The emission-related warranty covers these components even if another company produces the component. Your emission-related warranty does not cover components whose failure would not increase an engine's emissions of any pollutant.

(d) *Limited applicability.* You may deny warranty claims under this section if the operator caused the problem through improper maintenance or use, as described in 40 CFR 1068.115.

(e) *Owners manual.* Describe in the owners manual the emission-related warranty provisions from this section that apply to the engine.

§ 1039.125 What maintenance instructions must I give to buyers?

Give the ultimate purchaser of each new nonroad engine written instructions for properly maintaining and using the engine, including the emission-control system. The maintenance instructions also apply to service accumulation on your emission-data engines, as described in § 1039.245 and in 40 CFR part 1065.

(a) *Critical emission-related maintenance.* Critical emission-related maintenance includes any adjustment, cleaning, repair, or replacement of critical emission-related components. This may also include additional emission-related maintenance that you determine is critical if we approve it in advance. You may schedule critical emission-related maintenance on these components if you meet the following conditions:

(1) You demonstrate that the maintenance is reasonably likely to be

done at the recommended intervals on in-use engines. We will accept scheduled maintenance as reasonably likely to occur if you satisfy any of the following conditions:

(i) You present data showing that, if a lack of maintenance increases emissions, it also unacceptably degrades the engine's performance.

(ii) You present survey data showing that at least 80 percent of engines in the field get the maintenance you specify at the recommended intervals.

(iii) You provide the maintenance free of charge and clearly say so in maintenance instructions for the customer.

(iv) You otherwise show us that the maintenance is reasonably likely to be done at the recommended intervals.

(2) For engines below 130 kW, you may not schedule critical emission-related maintenance more frequently than the following minimum intervals, except as specified in paragraphs (a)(4), (b), and (c) of this section:

(i) For EGR-related filters and coolers, PCV valves, and fuel injector tips (cleaning only), the minimum interval is 1,500 hours.

(ii) For the following components, including associated sensors and actuators, the minimum interval is 3000 hours: fuel injectors, turbochargers, catalytic converters, electronic control units, particulate traps, trap oxidizers, components related to particulate traps and trap oxidizers, EGR systems (including related components, but excluding filters and coolers), and other add-on components. For particulate traps, trap oxidizers, and components related to either of these, maintenance is limited to cleaning and repair only.

(3) For engines at or above 130 kW, you may not schedule critical emission-related maintenance more frequently than the following minimum intervals, except as specified in paragraphs (a)(4), (b), and (c) of this section:

(i) For EGR-related filters and coolers, PCV valves, and fuel injector tips (cleaning only), the minimum interval is 1,500 hours.

(ii) For the following components, including associated sensors and actuators, the minimum interval is 4500 hours: fuel injectors, turbochargers, catalytic converters, electronic control units, particulate traps, trap oxidizers, components related to particulate traps and trap oxidizers, EGR systems (including related components, but excluding filters and coolers), and other add-on components. For particulate traps, trap oxidizers, and components related to either of these, maintenance is limited to cleaning and repair only.

(4) If your engine family has an alternate useful life under § 1039.101(g) that is shorter than the period specified in paragraph (a)(2) or (a)(3) of this section, you may not schedule critical emission-related maintenance more frequently than the alternate useful life, except as specified in paragraph (c) of this section.

(b) *Recommended additional maintenance.* You may recommend any additional amount of maintenance on the components listed in paragraph (a) of this section, as long as you state clearly that these maintenance steps are not necessary to keep the emission-related warranty valid. If operators do the maintenance specified in paragraph (a) of this section, but not the recommended additional maintenance, this does not allow you to disqualify those engines from in-use testing or deny a warranty claim. Do not take these maintenance steps during service accumulation on your emission-data engines.

(c) *Special maintenance.* You may specify more frequent maintenance to address problems related to special situations, such as atypical engine operation. You must clearly state that this additional maintenance is

associated with the special situation you are addressing.

(d) *Noncritical emission-related maintenance.* You may schedule any amount of emission-related inspection or maintenance that is not covered by paragraph (a) of this section, as long as you state in the owners manual that these steps are not necessary to keep the emission-related warranty valid. If operators fail to do this maintenance, this does not allow you to disqualify those engines from in-use testing or deny a warranty claim. Do not take these inspection or maintenance steps during service accumulation on your emission-data engines.

(e) *Maintenance that is not emission-related.* For maintenance unrelated to emission controls, you may schedule any amount of inspection or maintenance. You may also take these inspection or maintenance steps during service accumulation on your emission-data engines, as long as they are reasonable and technologically necessary. This might include adding engine oil, changing air, fuel, or oil filters, servicing engine-cooling systems, and adjusting idle speed, governor, engine bolt torque, valve lash, or injector lash. You may perform this nonemission-related maintenance on emission-data engines at the least frequent intervals that you recommend to the ultimate purchaser (but not the intervals recommended for severe service).

(f) *Source of parts and repairs.* State clearly on the first page of your written maintenance instructions that a repair shop or person of the owner's choosing may maintain, replace, or repair emission-control devices and systems. Your instructions may not require components or service identified by brand, trade, or corporate name. Also, do not directly or indirectly condition your warranty on a requirement that the equipment be serviced by your franchised dealers or any other service establishments with which you have a commercial relationship. You may disregard the requirements in this paragraph (f) if you do one of two things:

(1) Provide a component or service without charge under the purchase agreement.

(2) Get us to waive this prohibition in the public's interest by convincing us the engine will work properly only with the identified component or service.

(g) *Payment for scheduled maintenance.* Owners are responsible for properly maintaining their engines. This generally includes paying for scheduled maintenance. However, manufacturers must pay for scheduled

maintenance if it meets all the following criteria:

(1) Each affected component was not in general use on similar engines before the applicable dates shown in paragraph (6) of the definition of *new nonroad engine* in § 1039.801.

(2) The primary function of each affected component is to reduce emissions.

(3) The cost of the scheduled maintenance is more than 2 percent of the price of the engine.

(4) Failure to perform the maintenance would not cause clear problems that would significantly degrade the engine's performance.

(h) *Owners manual.* Explain the owner's responsibility for proper maintenance in the owners manual.

§ 1039.130 What installation instructions must I give to equipment manufacturers?

(a) If you sell an engine for someone else to install in a piece of nonroad equipment, give the engine installer instructions for installing it consistent with the requirements of this part. Include all information necessary to ensure that an engine will be installed in its certified configuration.

(b) Make sure these instructions have the following information:

(1) Include the heading: "Emission-related installation instructions".

(2) State: "Failing to follow these instructions when installing a certified engine in a piece of nonroad equipment violates federal law (40 CFR 1068.105(b)), subject to fines or other penalties as described in the Clean Air Act."

(3) Describe the instructions needed to properly install the exhaust system and any other components consistent with the requirements of § 1039.205(u).

(4) [Reserved]

(5) Describe any limits on the range of applications needed to ensure that the engine operates consistently with your application for certification. For example, if your engines are certified only for constant-speed operation, tell equipment manufacturers not to install the engines in variable-speed applications.

(6) Describe any other instructions to make sure the installed engine will operate according to design specifications in your application for certification. This may include, for example, instructions for installing aftertreatment devices when installing the engines.

(7) State: "If you install the engine in a way that makes the engine's emission control information label hard to read during normal engine maintenance, you must place a duplicate label on the

equipment, as described in 40 CFR 1068.105."

(8) Describe equipment-labeling requirements consistent with § 1039.135. State whether you are providing the label for the fuel inlet or the equipment manufacturer must provide the label.

(c) You do not need installation instructions for engines you install in your own equipment.

(d) Provide instructions in writing or in an equivalent format. For example, you may post instructions on a publicly available website for downloading or printing. If you do not provide the instructions in writing, explain in your application for certification how you will ensure that each installer is informed of the installation requirements.

§ 1039.135 How must I label and identify the engines I produce?

(a) Assign each engine a unique identification number and permanently affix, engrave, or stamp it on the engine in a legible way.

(b) At the time of manufacture, affix a permanent and legible label identifying each engine. The label must be—

(1) Attached in one piece so it is not removable without being destroyed or defaced. However, you may use two-piece labels for engines below 19 kW if there is not enough space on the engine to apply a one-piece label.

(2) Secured to a part of the engine needed for normal operation and not normally requiring replacement.

(3) Durable and readable for the engine's entire life.

(4) Written in English.

(c) The label must—

(1) Include the heading "EMISSION CONTROL INFORMATION".

(2) Include your full corporate name and trademark. You may identify another company and use its trademark instead of yours if you comply with the provisions of § 1039.640.

(3) Include EPA's standardized designation for the engine family (and subfamily, where applicable).

(4) State the power category or subcategory from § 1039.101 or § 1039.102 that determines the applicable emission standards for the engine family.

(5) State the engine's displacement (in liters); however, you may omit this from the label if all the engines in the engine family have the same per-cylinder displacement and total displacement.

(6) State the date of manufacture [MONTH and YEAR]. You may omit this from the label if you keep a record of the engine-manufacture dates and provide it to us upon request.

(7) State the FELs to which the engines are certified if certification depends on the ABT provisions of subpart H of this part.

(8) Identify the emission-control system. Use terms and abbreviations consistent with SAE J1930 (incorporated by reference in § 1039.810). You may omit this information from the label if there is not enough room for it and you put it in the owners manual instead.

(9) For diesel-fueled engines, unless otherwise specified in § 1039.104(e)(2), state: "ULTRA LOW SULFUR FUEL ONLY".

(10) Identify any additional requirements for fuel and lubricants that do not involve fuel-sulfur levels. You may omit this information from the label if there is not enough room for it and you put it in the owners manual instead.

(11) State the useful life for your engine family if we approve a shortened useful life under § 1039.101(g)(2).

(12) State: "THIS ENGINE COMPLIES WITH U.S. EPA REGULATIONS FOR [MODEL YEAR] NONROAD DIESEL ENGINES.".

(13) For engines above 560 kW, include the following things:

(i) For engines certified to the emission standards for generator-set engines, add the phrase "FOR GENERATOR SETS AND OTHER APPLICATIONS".

(ii) For all other engines, add the phrase "NOT FOR USE IN A GENERATOR SET".

(14) If your engines are certified only for constant-speed operation, state "USE IN CONSTANT-SPEED APPLICATIONS ONLY".

(d) You may add information to the emission control information label to identify other emission standards that the engine meets or does not meet (such as European standards). You may also add other information to ensure that the engine will be properly maintained and used.

(e) Except as specified in § 1039.104(e)(2), create a separate label with the statement: "ULTRA LOW SULFUR FUEL ONLY". Permanently attach this label to the equipment near the fuel inlet or, if you do not manufacture the equipment, take one of the following steps to ensure that the equipment will be properly labeled:

(1) Provide the label to the equipment manufacturer and include the appropriate information in the emission-related installation instructions.

(2) Confirm that the equipment manufacturers install their own complying labels.

(f) You may ask us to approve modified labeling requirements in this part 1039 if you show that it is necessary or appropriate. We will approve your request if your alternate label is consistent with the requirements of this part.

(g) If you obscure the engine label while installing the engine in the equipment, you must place a duplicate label on the equipment. If others install your engine in their equipment in a way that obscures the engine label, we require them to add a duplicate label on the equipment (see 40 CFR 1068.105); in that case, give them the number of duplicate labels they request and keep the following records for at least five years:

(1) Written documentation of the request from the equipment manufacturer.

(2) The number of duplicate labels you send and the date you sent them.

§ 1039.140 What is my engine's maximum engine power?

(a) An engine configuration's maximum engine power is the maximum brake power point on the nominal power curve for the engine configuration, as defined in this section. Round the power value to the nearest whole kilowatt.

(b) The nominal power curve of an engine configuration is the relationship between maximum available engine brake power and engine speed for an engine, using the mapping procedures of 40 CFR part 1065, based on the manufacturer's design and production specifications for the engine. This information may also be expressed by a torque curve that relates maximum available engine torque with engine speed.

(c) The nominal power curve must be within the range of the actual power curves of production engines considering normal production variability. If after production begins it is determined that your nominal power curve does not represent production engines, we may require you to amend your application for certification under § 1039.225.

(d) Throughout this part, references to a specific power value or a range of power values for an engine are based on maximum engine power. For example, the group of engines with maximum engine power above 560 kW may be referred to as engines above 560 kW.

Subpart C—Certifying Engine Families

§ 1039.201 What are the general requirements for obtaining a certificate of conformity?

(a) You must send us a separate application for a certificate of conformity for each engine family. A certificate of conformity is valid from the indicated effective date until December 31 of the model year for which it is issued.

(b) The application must contain all the information required by this part and must not include false or incomplete statements or information (see § 1039.255).

(c) We may ask you to include less information than we specify in this subpart, as long as you maintain all the information required by § 1039.250.

(d) You must use good engineering judgment for all decisions related to your application (see 40 CFR 1068.5).

(e) An authorized representative of your company must approve and sign the application.

(f) See § 1039.255 for provisions describing how we will process your application.

(g) We may require you to deliver your test engines to a facility we designate for our testing (see § 1039.235(c)).

§ 1039.205 What must I include in my application?

This section specifies the information that must be in your application, unless we ask you to include less information under § 1039.201(c). We may require you to provide additional information to evaluate your application.

(a) Describe the engine family's specifications and other basic parameters of the engine's design and emission controls. List the fuel type on which your engines are designed to operate (for example, ultra low-sulfur diesel fuel). List each distinguishable engine configuration in the engine family. For each engine configuration, list the maximum engine power and the range of values for maximum engine power resulting from production tolerances, as described in § 1039.140.

(b) Explain how the emission-control system operates. Describe in detail all system components for controlling exhaust emissions, including all auxiliary-emission control devices (AECs) and all fuel-system components you will install on any production or test engine. Identify the part number of each component you describe. For this paragraph (b), treat as separate AECs any devices that modulate or activate differently from each other. Include all the following:

(1) Give a general overview of the engine, the emission-control strategies, and all AECDs.

(2) Describe each AECD's general purpose and function.

(3) Identify the parameters that each AECD senses (including measuring, estimating, calculating, or empirically deriving the values). Include equipment-based parameters and state whether you simulate them during testing with the applicable procedures.

(4) Describe the purpose for sensing each parameter.

(5) Identify the location of each sensor the AECD uses.

(6) Identify the threshold values for the sensed parameters that activate the AECD.

(7) Describe the parameters that the AECD modulates (controls) in response to any sensed parameters, including the range of modulation for each parameter, the relationship between the sensed parameters and the controlled parameters and how the modulation achieves the AECD's stated purpose. Use graphs and tables, as necessary.

(8) Describe each AECD's specific calibration details. This may be in the form of data tables, graphical representations, or some other description.

(9) Describe the hierarchy among the AECDs when multiple AECDs sense or modulate the same parameter. Describe whether the strategies interact in a comparative or additive manner and identify which AECD takes precedence in responding, if applicable.

(10) Explain the extent to which the AECD is included in the applicable test procedures specified in subpart F of this part.

(11) Do the following additional things for AECDs designed to protect engines or equipment:

(i) Identify the engine and/or equipment design limits that make protection necessary and describe any damage that would occur without the AECD.

(ii) Describe how each sensed parameter relates to the protected components' design limits or those operating conditions that cause the need for protection.

(iii) Describe the relationship between the design limits/parameters being protected and the parameters sensed or calculated as surrogates for those design limits/parameters, if applicable.

(iv) Describe how the modulation by the AECD prevents engines and/or equipment from exceeding design limits.

(v) Explain why it is necessary to estimate any parameters instead of measuring them directly and describe

how the AECD calculates the estimated value, if applicable.

(vi) Describe how you calibrate the AECD modulation to activate only during conditions related to the stated need to protect components and only as needed to sufficiently protect those components in a way that minimizes the emission impact.

(c) [Reserved]

(d) Describe the engines you selected for testing and the reasons for selecting them.

(e) Describe the test equipment and procedures that you used, including any special or alternate test procedures you used (see § 1039.501).

(f) Describe how you operated the emission-data engine before testing, including the duty cycle and the number of engine operating hours used to stabilize emission levels. Explain why you selected the method of service accumulation. Describe any scheduled maintenance you did.

(g) List the specifications of the test fuel to show that it falls within the required ranges we specify in 40 CFR part 1065.

(h) Identify the engine family's useful life.

(i) Include the maintenance instructions you will give to the ultimate purchaser of each new nonroad engine (see § 1039.125).

(j) Include the emission-related installation instructions you will provide if someone else installs your engines in a piece of nonroad equipment (see § 1039.130).

(k) Describe your emission control information label (see § 1039.135).

(l) Identify the emission standards or FELs to which you are certifying engines in the engine family. Identify the ambient operating regions that will apply for NTE testing under § 1039.101(e)(4).

(m) Identify the engine family's deterioration factors and describe how you developed them (see § 1039.245). Present any emission test data you used for this.

(n) State that you operated your emission-data engines as described in the application (including the test procedures, test parameters, and test fuels) to show you meet the requirements of this part.

(o) Present emission data for hydrocarbons (such as NMHC or THCE, as applicable), NO_x, PM, and C_o on an emission-data engine to show your engines meet the applicable duty-cycle emission standards we specify in § 1039.101. Show emission data figures before and after applying adjustment factors for regeneration and deterioration factors for each engine.

Present emission data to show that you meet any applicable smoke standards we specify in § 1039.105. If we specify more than one grade of any fuel type (for example, high-sulfur and low-sulfur diesel fuel), you need to submit test data only for one grade, unless the regulations of this part specify otherwise for your engine. Note that § 1039.235 allows you to submit an application in certain cases without new emission data.

(p) State that all the engines in the engine family comply with the not-to-exceed emission standards we specify in subpart B of this part for all normal operation and use when tested as specified in § 1039.515. Describe any relevant testing, engineering analysis, or other information in sufficient detail to support your statement.

(q) For engines above 560 kW, include information showing how your emission controls will function during normal in-use transient operation. For example, this might include the following:

(1) Emission data from transient testing of engines using measurement systems designed for measuring in-use emissions.

(2) Comparison of the engine design for controlling transient emissions with that from engines for which you have emission data over the transient duty cycle for certification.

(3) Detailed descriptions of control algorithms and other design parameters for controlling transient emissions.

(r) Report all test results, including those from invalid tests or from any other tests, whether or not they were conducted according to the test procedures of subpart F of this part. If you measure CO₂, report those emission levels. We may ask you to send other information to confirm that your tests were valid under the requirements of this part and 40 CFR part 1065.

(s) Describe all adjustable operating parameters (see § 1039.115(e)), including production tolerances. Include the following in your description of each parameter:

(1) The nominal or recommended setting.

(2) The intended physically adjustable range.

(3) The limits or stops used to establish adjustable ranges.

(4) Information showing why the limits, stops, or other means of inhibiting adjustment are effective in preventing adjustment of parameters on in-use engines to settings outside your intended physically adjustable ranges.

(t) Provide the information to read, record, and interpret all the information broadcast by an engine's onboard computers and electronic control units.

State that, upon request, you will give us any hardware, software, or tools we would need to do this. If you broadcast a surrogate parameter for torque values, you must provide us what we need to convert these into torque units. You may reference any appropriate publicly released standards that define conventions for these messages and parameters. Format your information consistent with publicly released standards.

(u) Confirm that your emission-related installation instructions specify how to ensure that sampling of exhaust emissions will be possible after engines are installed in equipment and placed in service. If this cannot be done by simply adding a 20-centimeter extension to the exhaust pipe, show how to sample exhaust emissions in a way that prevents diluting the exhaust sample with ambient air.

(v) State whether your certification is limited for certain engines. If this is the case, describe how you will prevent use of these engines in applications for which they are not certified. This applies for engines such as the following:

(1) Constant-speed engines.

(2) Engines used for transportation refrigeration units that you certify under the provisions of § 1039.645.

(3) Hand-startable engines certified under the provisions of § 1039.101(c).

(4) Engines above 560 kW that are not certified to emission standards for generator-set engines.

(w) Unconditionally certify that all the engines in the engine family comply with the requirements of this part, other referenced parts of the CFR, and the Clean Air Act.

(x) Include estimates of U.S.-directed production volumes.

(y) Include the information required by other subparts of this part. For example, include the information required by § 1039.725 if you participate in the ABT program.

(z) Include other applicable information, such as information specified in this part or 40 CFR part 1068 related to requests for exemptions.

§ 1039.210 May I get preliminary approval before I complete my application?

If you send us information before you finish the application, we will review it and make any appropriate determinations, especially for questions related to engine family definitions, auxiliary emission-control devices, deterioration factors, testing for service accumulation, maintenance, and NTE deficiencies and carve-outs. Decisions made under this section are considered to be preliminary approval, subject to

final review and approval. If you request preliminary approval related to the upcoming model year or the model year after that, we will make best-efforts to make the appropriate determinations as soon as practicable. We will generally not provide preliminary approval related to a future model year more than two years ahead of time.

§ 1039.220 How do I amend the maintenance instructions in my application?

You may amend your emission-related maintenance instructions after you submit your application for certification, as long as the amended instructions remain consistent with the provisions of § 1039.125. You must send the Designated Compliance Officer a request to amend your application for certification for an engine family if you want to change the emission-related maintenance instructions in a way that could affect emissions. In your request, describe the proposed changes to the maintenance instructions. We will disapprove your request if we determine that the amended instructions are inconsistent with maintenance you performed on emission-data engines.

(a) If you are decreasing the specified maintenance, you may distribute the new maintenance instructions to your customers 30 days after we receive your request, unless we disapprove your request. We may approve a shorter time or waive this requirement.

(b) If your requested change would not decrease the specified maintenance, you may distribute the new maintenance instructions anytime after you send your request. For example, this paragraph (b) would cover adding instructions to increase the frequency of a maintenance step for engines in severe-duty applications.

(c) You need not request approval if you are making only minor corrections (such as correcting typographical mistakes), clarifying your maintenance instructions, or changing instructions for maintenance unrelated to emission control.

§ 1039.225 How do I amend my application for certification to include new or modified engines?

Before we issue you a certificate of conformity, you may amend your application to include new or modified engine configurations, subject to the provisions of this section. After we have issued your certificate of conformity, you may send us an amended application requesting that we include new or modified engine configurations within the scope of the certificate, subject to the provisions of this section.

You must amend your application if any changes occur with respect to any information included in your application.

(a) You must amend your application before you take either of the following actions:

(1) Add an engine (that is, an additional engine configuration) to an engine family. In this case, the engine added must be consistent with other engines in the engine family with respect to the criteria listed in § 1039.230.

(2) Change an engine already included in an engine family in a way that may affect emissions, or change any of the components you described in your application for certification. This includes production and design changes that may affect emissions any time during the engine's lifetime.

(b) To amend your application for certification, send the Designated Compliance Officer the following information:

(1) Describe in detail the addition or change in the engine model or configuration you intend to make.

(2) Include engineering evaluations or data showing that the amended engine family complies with all applicable requirements. You may do this by showing that the original emission-data engine is still appropriate with respect to showing compliance of the amended family with all applicable requirements.

(3) If the original emission-data engine for the engine family is not appropriate to show compliance for the new or modified nonroad engine, include new test data showing that the new or modified nonroad engine meets the requirements of this part.

(c) We may ask for more test data or engineering evaluations. You must give us these within 30 days after we request them.

(d) For engine families already covered by a certificate of conformity, we will determine whether the existing certificate of conformity covers your new or modified nonroad engine. You may ask for a hearing if we deny your request (see § 1039.820).

(e) For engine families already covered by a certificate of conformity, you may start producing the new or modified nonroad engine anytime after you send us your amended application, before we make a decision under paragraph (d) of this section. However, if we determine that the affected engines do not meet applicable requirements, we will notify you to cease production of the engines and may require you to recall the engines at no expense to the owner. Choosing to produce engines under this paragraph (e) is deemed to be

consent to recall all engines that we determine do not meet applicable emission standards or other requirements and to remedy the nonconformity at no expense to the owner. If you do not provide information required under paragraph (c) of this section within 30 days, you must stop producing the new or modified nonroad engines.

§ 1039.230 How do I select engine families?

(a) Divide your product line into families of engines that are expected to have similar emission characteristics throughout the useful life. Your engine family is limited to a single model year.

(b) Group engines in the same engine family if they are the same in all the following aspects:

- (1) The combustion cycle and fuel.
- (2) The cooling system (water-cooled vs. air-cooled).
- (3) Method of air aspiration.
- (4) Method of exhaust aftertreatment (for example, catalytic converter or particulate trap).
- (5) Combustion chamber design.
- (6) Bore and stroke.
- (7) Number of cylinders (for engines with aftertreatment devices only).
- (8) Cylinder arrangement (for engines with aftertreatment devices only).
- (9) Method of control for engine operation other than governing (*i.e.*, mechanical or electronic).
- (10) Power category.
- (11) Numerical level of the emission standards that apply to the engine.

(c) You may subdivide a group of engines that is identical under paragraph (b) of this section into different engine families if you show the expected emission characteristics are different during the useful life.

(d) You may group engines that are not identical with respect to the things listed in paragraph (b) of this section in the same engine family if you show that their emission characteristics during the useful life will be similar.

(e) If you combine engines from different power categories into a single engine family under paragraph (d) of this section, you must certify the engine family to the more stringent set of standards from the two power categories in that model year.

§ 1039.235 What emission testing must I perform for my application for a certificate of conformity?

This section describes the emission testing you must perform to show compliance with the emission standards in § 1039.101(a) and (b) or § 1039.102(a) and (b). See § 1039.205(p) regarding emission testing related to the NTE

standards. See § 1039.240, § 1039.245, and 40 CFR part 1065, subpart E, regarding service accumulation before emission testing.

(a) Test your emission-data engines using the procedures and equipment specified in subpart F of this part.

(b) Select an emission-data engine from each engine family for testing. Select the engine configuration with the highest volume of fuel injected per cylinder per combustion cycle at the point of maximum torque—unless good engineering judgment indicates that a different engine configuration is more likely to exceed (or have emissions nearer to) an applicable emission standard or FEL. If two or more engines have the same fueling rate at maximum torque, select the one with the highest fueling rate at rated speed. In making this selection, consider all factors expected to affect emission-control performance and compliance with the standards, including emission levels of all exhaust constituents, especially NO_x and PM.

(c) We may measure emissions from any of your test engines or other engines from the engine family, as follows:

(1) We may decide to do the testing at your plant or any other facility. If we do this, you must deliver the test engine to a test facility we designate. The test engine you provide must include appropriate manifolds, aftertreatment devices, electronic control units, and other emission-related components not normally attached directly to the engine block. If we do the testing at your plant, you must schedule it as soon as possible and make available the instruments, personnel, and equipment we need.

(2) If we measure emissions on one of your test engines, the results of that testing become the official emission results for the engine. Unless we later invalidate these data, we may decide not to consider your data in determining if your engine family meets applicable requirements.

(3) Before we test one of your engines, we may set its adjustable parameters to any point within the physically adjustable ranges (see § 1039.115(e)).

(4) Before we test one of your engines, we may calibrate it within normal production tolerances for anything we do not consider an adjustable parameter.

(d) You may ask to use emission data from a previous model year instead of doing new tests, but only if all the following are true:

(1) The engine family from the previous model year differs from the current engine family only with respect to model year.

(2) The emission-data engine from the previous model year remains the

appropriate emission-data engine under paragraph (b) of this section.

(3) The data show that the emission-data engine would meet all the requirements that apply to the engine family covered by the application for certification.

(e) We may require you to test a second engine of the same or different configuration in addition to the engine tested under paragraph (b) of this section.

(f) If you use an alternate test procedure under 40 CFR 1065.10 and later testing shows that such testing does not produce results that are equivalent to the procedures specified in subpart F of this part, we may reject data you generated using the alternate procedure.

§ 1039.240 How do I demonstrate that my engine family complies with exhaust emission standards?

(a) For purposes of certification, your engine family is considered in compliance with the applicable numerical emission standards in § 1039.101(a) and (b) or in § 1039.102(a) and (b) if all emission-data engines representing that family have test results showing deteriorated emission levels at or below these standards. (**Note:** if you participate in the ABT program in subpart H of this part, your FELs are considered to be the applicable emission standards with which you must comply.)

(b) Your engine family is deemed not to comply if any emission-data engine representing that family has test results showing a deteriorated emission level above an applicable FEL or emission standard from § 1039.101 for any pollutant.

(c) To compare emission levels from the emission-data engine with the applicable emission standards, apply deterioration factors to the measured emission levels for each pollutant. Section 1039.245 specifies how to test your engine to develop deterioration factors that represent the deterioration expected in emissions over your engines' full useful life. Your deterioration factors must take into account any available data from in-use testing with similar engines. Small-volume engine manufacturers may use assigned deterioration factors that we establish. Apply deterioration factors as follows:

(1) *Additive deterioration factor for exhaust emissions.* Except as specified in paragraph (c)(2) of this section, use an additive deterioration factor for exhaust emissions. An additive deterioration factor for a pollutant is the difference between exhaust emissions at

the end of the useful life and exhaust emissions at the low-hour test point. In these cases, adjust the official emission results for each tested engine at the selected test point by adding the factor to the measured emissions. If the factor is less than zero, use zero. Additive deterioration factors must be specified to one more decimal place than the applicable standard.

(2) *Multiplicative deterioration factor for exhaust emissions.* Use a multiplicative deterioration factor if good engineering judgment calls for the deterioration factor for a pollutant to be the ratio of exhaust emissions at the end of the useful life to exhaust emissions at the low-hour test point. For example, if you use aftertreatment technology that controls emissions of a pollutant proportionally to engine-out emissions, it is often appropriate to use a multiplicative deterioration factor. Adjust the official emission results for each tested engine at the selected test point by multiplying the measured emissions by the deterioration factor. If the factor is less than one, use one. A multiplicative deterioration factor may not be appropriate in cases where testing variability is significantly greater than engine-to-engine variability. Multiplicative deterioration factors must be specified to one more significant figure than the applicable standard.

(3) *Deterioration factor for smoke.* Deterioration factors for smoke are always additive, as described in paragraph (c)(1) of this section.

(4) *Deterioration factor for crankcase emissions.* If your engine vents crankcase emissions to the exhaust or to the atmosphere, you must account for crankcase emission deterioration, using good engineering judgment. You may use separate deterioration factors for crankcase emissions of each pollutant (either multiplicative or additive) or include the effects in combined deterioration factors that include exhaust and crankcase emissions together for each pollutant.

(d) Collect emission data using measurements to one more decimal place than the applicable standard. Apply the deterioration factor to the official emission result, as described in paragraph (c) of this section, then round the adjusted figure to the same number of decimal places as the emission standard. Compare the rounded emission levels to the emission standard for each emission-data engine. In the case of NO_x+NMHC standards, apply the deterioration factor to each pollutant and then add the results before rounding.

(e) For engines subject to NMHC

total hydrocarbon (THC) emissions. Indicate in your application for certification if you are using this option. If you do, measure THC emissions and calculate NMHC emissions as 98 percent of THC emissions, as shown in the following equation:

$$\text{NMHC} = (0.98) \times (\text{THC}).$$

§ 1039.245 How do I determine deterioration factors from exhaust durability testing?

Establish deterioration factors to determine whether your engines will meet emission standards for each pollutant throughout the useful life, as described in §§ 1039.101 and 1039.240. This section describes how to determine deterioration factors, either with an engineering analysis, with pre-existing test data, or with new emission measurements. If you are required to perform durability testing, see § 1039.125 for limitations on the maintenance that you may perform on your emission-data engine.

(a) You may ask us to approve deterioration factors for an engine family with established technology based on engineering analysis instead of testing. Engines certified to a NO_x+NMHC standard or FEL greater than the Tier 3 NO_x+NMHC standard described in 40 CFR 89.112 are considered to rely on established technology for gaseous emission control, except that this does not include any engines that use exhaust-gas recirculation or aftertreatment. In most cases, technologies used to meet the Tier 1 and Tier 2 emission standards would be considered to be established technology.

(b) You may ask us to approve deterioration factors for an engine family based on emission measurements from similar highway or nonroad engines if you have already given us these data for certifying the other engines in the same or earlier model years. Use good engineering judgment to decide whether the two engines are similar. We will approve your request if you show us that the emission measurements from other engines reasonably represent in-use deterioration for the engine family for which you have not yet determined deterioration factors.

(c) If you are unable to determine deterioration factors for an engine family under paragraph (a) or (b) of this section, select engines, subsystems, or components for testing. Determine deterioration factors based on service accumulation and related testing to represent the deterioration expected from in-use engines over the full useful life. You must measure emissions from

the emission-data engine at least three times with evenly spaced intervals of service accumulation. You may use extrapolation to determine deterioration factors once you have established a trend of changing emissions with age for each pollutant. You may use an engine installed in nonroad equipment to accumulate service hours instead of running the engine only in the laboratory. You may perform maintenance on emission-data engines as described in § 1039.125 and 40 CFR part 1065, subpart E. Use good engineering judgment for all aspects of the effort to establish deterioration factors under this paragraph (c).

(d) Include the following information in your application for certification:

(1) If you use test data from a different engine family, explain why this is appropriate and include all the emission measurements on which you base the deterioration factor.

(2) If you determine your deterioration factors based on engineering analysis, explain why this is appropriate and include a statement that all data, analyses, evaluations, and other information you used are available for our review upon request.

(3) If you do testing to determine deterioration factors, describe the form and extent of service accumulation, including a rationale for selecting the service-accumulation period and the method you use to accumulate hours.

§ 1039.250 What records must I keep and what reports must I send to EPA?

(a) Within 30 days after the end of the model year, send the Designated Compliance Officer a report describing the following information about engines you produced during the model year:

(1) Report the total number of engines you produced in each engine family by maximum engine power, total displacement, and the type of fuel system.

(2) If you produced exempted engines under the provisions of § 1039.625, report the number of exempted engines you produced for each engine model and identify the buyer or shipping destination for each exempted engine.

(b) Organize and maintain the following records:

(1) A copy of all applications and any summary information you send us.

(2) Any of the information we specify in § 1039.205 that you were not required to include in your application.

(3) A detailed history of each emission-data engine. For each engine, describe all of the following:

(i) The emission-data engine's construction, including its origin and buildup, steps you took to ensure that

it represents production engines, any components you built specially for it, and all the components you include in your application for certification.

(ii) How you accumulated engine operating hours (service accumulation), including the dates and the number of hours accumulated.

(iii) All maintenance, including modifications, parts changes, and other service, and the dates and reasons for the maintenance.

(iv) All your emission tests, including documentation on routine and standard tests, as specified in part 40 CFR part 1065, and the date and purpose of each test.

(v) All tests to diagnose engine or emission-control performance, giving the date and time of each and the reasons for the test.

(vi) Any other significant events.

(4) Production figures for each engine family divided by assembly plant.

(5) Keep a list of engine identification numbers for all the engines you produce under each certificate of conformity.

(c) Keep data from routine emission tests (such as test cell temperatures and relative humidity readings) for one year after we issue the associated certificate of conformity. Keep all other information specified in paragraph (a) of this section for eight years after we issue your certificate.

(d) Store these records in any format and on any media, as long as you can promptly send us organized, written records in English if we ask for them. You must keep these records readily available. We may review them at any time.

(e) Send us copies of any engine maintenance instructions or explanations if we ask for them.

§ 1039.255 What decisions may EPA make regarding my certificate of conformity?

(a) If we determine your application is complete and shows that the engine family meets all the requirements of this part and the Act, we will issue a certificate of conformity for your engine family for that model year. We may make the approval subject to additional conditions.

(b) We may deny your application for certification if we determine that your engine family fails to comply with emission standards or other requirements of this part or the Act. Our decision may be based on a review of all information available to us. If we deny your application, we will explain why in writing.

(c) In addition, we may deny your application or suspend or revoke your certificate if you do any of the following:

(1) Refuse to comply with any testing or reporting requirements.

(2) Submit false or incomplete information (paragraph (e) of this section applies if this is fraudulent).

(3) Render inaccurate any test data.

(4) Deny us from completing authorized activities despite our presenting a warrant or court order (see 40 CFR 1068.20). This includes a failure to provide reasonable assistance.

(5) Produce engines for importation into the United States at a location where local law prohibits us from carrying out authorized activities.

(6) Fail to supply requested information or amend your application to include all engines being produced.

(7) Take any action that otherwise circumvents the intent of the Act or this part.

(d) We may void your certificate if you do not keep the records we require or do not give us information when we ask for it.

(e) We may void your certificate if we find that you intentionally submitted false or incomplete information.

(f) If we deny your application or suspend, revoke, or void your certificate, you may ask for a hearing (see § 1039.820).

§ 1039.260 What provisions apply to engines that are conditionally exempted from certification?

As specified elsewhere in this part or in 40 CFR part 1068, you may in some cases introduce engines into commerce that are exempt from the requirement to certify engines to the otherwise applicable standards. If we specify alternate standards as a condition of the exemption, all the following provisions apply:

(a) Your engines must meet the alternate standards we specify in the exemption section, and all other requirements applicable to engines that are subject to such standards.

(b) You need not apply for and receive a certificate for the exempt engines. However, you must comply with all the requirements and obligations that would apply to the engines if you had received a certificate of conformity for them, unless we specifically waive certain requirements.

(c) You must have emission data from testing engines using the appropriate procedures that demonstrate compliance with the alternate standards, unless the engines are identical in all material respects to engines that you have previously certified to standards that are the same as, or more stringent than, the alternate standards.

(d) Unless we specify otherwise elsewhere in this part or in 40 CFR part

1068, you must meet the labeling requirements in § 1039.135, with the following exceptions:

(1) Instead of the engine family designation specified in § 1039.135(c)(3), use a modified designation to identify the group of engines that would otherwise be included in the same engine family.

(2) Instead of the compliance statement in § 1039.135(c)(12), add the following statement: "THIS ENGINE MEETS U.S. EPA EMISSION STANDARDS UNDER 40 CFR 1039.260."

(e) You may not generate ABT credits with engines meeting requirements under the provisions of this section.

(f) Keep records to show that you meet the alternate standards, as follows:

(1) If your exempted engines are identical to previously certified engines, keep your most recent application for certification for the certified engine family.

(2) If you previously certified a similar engine family, but have modified the exempted engine in a way that changes it from its previously certified configuration, keep your most recent application for certification for the certified engine family, a description of the relevant changes, and any test data or engineering evaluations that support your conclusions.

(3) If you have not previously certified a similar engine family, keep all the records we specify for the application for certification and the additional records we specify in § 1039.250(b)(3).

(g) We may require you to send us an annual report of the engines you produce under this section.

Subpart D—[Reserved]

Subpart E—In-Use Testing

§ 1039.401 General provisions.

We may perform in-use testing of any engine subject to the standards of this part. However, we will limit recall testing to the first 75 percent of each engine's useful life as specified in § 1039.101(g).

Subpart F—Test Procedures

§ 1039.501 How do I run a valid emission test?

(a) Use the equipment and procedures for compression-ignition engines in 40 CFR part 1065 to determine whether engines meet the duty-cycle emission standards in § 1039.101(a) and (b). Measure the emissions of all the pollutants we regulate in § 1039.101 as specified in 40 CFR part 1065. Note that we do not allow partial-flow sampling for measuring PM emissions on a

laboratory dynamometer for transient testing. Use the applicable duty cycles specified in §§ 1039.505 and 1039.510.

(b) Section 1039.515 describes the supplemental procedures for evaluating whether engines meet the not-to-exceed emission standards in § 1039.101(e).

(c) Measure smoke using the procedures in 40 CFR part 86, subpart I, for evaluating whether engines meet the smoke standards in § 1039.105, except that you may test two-cylinder engines with an exhaust muffler like those installed on in-use engines.

(d) Use the fuels specified in § 1039.104(e) and 40 CFR part 1065 to perform valid tests.

(1) For service accumulation, use the test fuel or any commercially available fuel that is representative of the fuel that in-use engines will use.

(2) For diesel-fueled engines, use the appropriate diesel fuel specified in 40 CFR part 1065 for emission testing. Unless we specify otherwise, the appropriate diesel test fuel is the ultra low-sulfur diesel fuel. If we allow you to use a test fuel with higher sulfur levels, identify the test fuel in your application for certification and ensure that the emission control information label is consistent with your selection of the test fuel (see § 1039.135(c)(9)). For example, do not test with ultra low-sulfur diesel fuel if you intend to label your engines to allow use of diesel fuel with sulfur concentrations up to 500 ppm.

(e) You may use special or alternate procedures to the extent we allow them under 40 CFR 1065.10.

(f) This subpart is addressed to you as a manufacturer, but it applies equally to anyone who does testing for you, and to us when we perform testing to determine if your engines meet emission standards.

§ 1039.505 How do I test engines using steady-state duty cycles, including ramped-modal testing?

This section describes how to test engines under steady-state conditions. In some cases, we allow you to choose the appropriate steady-state duty cycle for an engine. In these cases, you must use the duty cycle you select in your application for certification for all testing you perform for that engine family. If we test your engines to confirm that they meet emission standards, we will use the duty cycles you select for your own testing. We may also perform other testing as allowed by the Clean Air Act.

(a) You may perform steady-state testing with either discrete-mode or ramped-modal cycles, as follows:

(1) For discrete-mode testing, sample emissions separately for each mode, then calculate an average emission level for the whole cycle using the weighting factors specified for each mode. Calculate cycle statistics for the sequence of modes and compare with the specified values in 40 CFR part 1065 to confirm that the test is valid. Operate the engine and sampling system as follows:

(i) *Engines with NO_x aftertreatment.* For engines that depend on aftertreatment to meet the NO_x emission standard, operate the engine for 5–6 minutes, then sample emissions for 1–3 minutes in each mode. You may extend the sampling time to improve measurement accuracy of PM emissions, using good engineering judgment. If you have a longer sampling time for PM emissions, calculate and validate cycle statistics separately for the gaseous and PM sampling periods.

(ii) *Engines without NO_x aftertreatment.* For other engines, operate the engine for at least 5 minutes, then sample emissions for at least 1 minute in each mode. Calculate cycle statistics for the sequence of modes and compare with the specified values in 40 CFR part 1065 to confirm that the test is valid.

(2) For ramped-modal testing, start sampling at the beginning of the first mode and continue sampling until the end of the last mode. Calculate emissions and cycle statistics the same as for transient testing.

(b) Measure emissions by testing the engine on a dynamometer with one of the following duty cycles to determine whether it meets the steady-state emission standards in § 1039.101(b):

(1) Use the 5-mode duty cycle or the corresponding ramped-modal cycle described in Appendix II of this part for constant-speed engines. Note that these cycles do not apply to all engines used in constant-speed applications, as described in § 1039.801.

(2) Use the 6-mode duty cycle or the corresponding ramped-modal cycle described in Appendix III of this part for variable-speed engines below 19 kW. You may instead use the 8-mode duty cycle or the corresponding ramped-modal cycle described in Appendix IV of this part if some engines from your engine family will be used in applications that do not involve governing to maintain engine operation around rated speed.

(3) Use the 8-mode duty cycle or the corresponding ramped-modal cycle described in Appendix IV of this part for variable-speed engines at or above 19 kW.

(c) During idle mode, operate the engine with the following parameters:

(1) Hold the speed within your specifications.

(2) Set the engine to operate at its minimum fueling rate.

(3) Keep engine torque under 5 percent of maximum test torque.

(d) For full-load operating modes, operate the engine at its maximum fueling rate. However, for constant-speed engines whose design prevents full-load operation for extended periods, you may ask for approval under 40 CFR 1065.10(c) to replace full-load operation with the maximum load for which the engine is designed to operate for extended periods.

(e) See 40 CFR part 1065 for detailed specifications of tolerances and calculations.

(f) For those cases where transient testing is not necessary, perform the steady-state test according to this section after an appropriate warm-up period, consistent with 40 CFR part 1065, subpart F.

§ 1039.510 Which duty cycles do I use for transient testing?

(a) Measure emissions by testing the engine on a dynamometer with one of the following transient duty cycles to determine whether it meets the transient emission standards in § 1039.101(a):

(1) For variable-speed engines, use the transient duty cycle described in Appendix VI of this part.

(2) [Reserved]

(b) The transient test sequence consists of an initial run through the transient duty cycle from a cold start, 20 minutes with no engine operation, then a final run through the same transient duty cycle. Start sampling emissions immediately after you start the engine. Calculate the official transient emission result from the following equation:

Official transient emission result = $0.05 \times$ cold-start emission rate + $0.95 \times$ hot-start emission rate.

(c) Cool the engine down between tests as described in 40 CFR 86.1335–90.

(d) For validating cycle statistics, you may delete from your regression analysis speed, torque, and power points for the first 23 seconds and the last 25 seconds of the transient duty cycle.

§ 1039.515 What are the test procedures related to not-to-exceed standards?

(a) *General provisions.* The provisions in 40 CFR 86.1370–2007 apply for determining whether an engine meets the not-to-exceed emission standards in § 1039.101(e). Interpret references to vehicles and vehicle operation to mean equipment and equipment operation.

(b) *Special PM zone.* For engines certified to a PM standard or FEL above 0.07 g/kW-hr, a modified NTE control area applies for PM emissions only. The speeds and loads to be excluded are determined based on speeds B and C, determined according to the provisions of 40 CFR 86.1360–2007(c). One of the following provisions applies:

(1) If the C speed is below 2400 rpm, exclude the speed and load points to the right of or below the line formed by connecting the following two points on a plot of speed-vs.-power:

(i) 30% of maximum power at the B speed; however, use the power value corresponding to the engine operation at 30% of maximum torque at the B speed if this is greater than 30% of maximum power at the B speed.

(ii) 70% of maximum power at 100% speed.

(2) If the C speed is at or above 2400 rpm, exclude the speed and load points to the right of the line formed by connecting the two points in paragraphs (b)(2)(i) and (ii) of this section (the 30% and 50% torque/power points) and below the line formed by connecting the two points in paragraphs (b)(2)(ii) and (iii) of this section (the 50% and 70% torque/power points). The 30%, 50%, and 70% torque/power points are defined as follows:

(i) 30% of maximum power at the B speed; however, use the power value corresponding to the engine operation at 30% of maximum torque at the B speed if this is greater than 30% of maximum power at the B speed.

(ii) 50% of maximum power at 2400 rpm.

(iii) 70% of maximum power at 100% speed.

§ 1039.520 What testing must I perform to establish deterioration factors?

Sections 1039.240 and 1039.245 describe the method for testing that must be performed to establish deterioration factors for an engine family.

§ 1039.525 How do I adjust emission levels to account for infrequently regenerating aftertreatment devices?

This section describes how to adjust emission results from engines using aftertreatment technology with infrequent regeneration events. For this section, “regeneration” means an intended event during which emission levels change while the system restores aftertreatment performance. For example, exhaust gas temperatures may increase temporarily to remove sulfur from adsorbers or to oxidize accumulated particulate matter in a trap. For this section, “infrequent”

refers to regeneration events that are expected to occur on average less than once over the applicable transient duty cycle or ramped-modal cycle, or on average less than once per typical mode in a discrete-mode test.

(a) *Developing adjustment factors.* Develop an upward adjustment factor and a downward adjustment factor for each pollutant based on measured emission data and observed regeneration frequency. Adjustment factors should generally apply to an entire engine family, but you may develop separate adjustment factors for different engine configurations within an engine family. If you use adjustment factors for certification, you must identify the frequency factor, F, from paragraph (b) of this section in your application for certification and use the adjustment factors in all testing for that engine family. You may use carryover or carry-across data to establish adjustment factors for an engine family, as described in § 1039.235(d), consistent with good engineering judgment. All adjustment factors for regeneration are additive. Determine adjustment factors separately for different test segments. For example, determine separate adjustment factors for hot-start and cold-start test segments and for different modes of a discrete-mode steady-state test. You may use either of the following different approaches for engines that use aftertreatment with infrequent regeneration events:

(1) You may disregard this section if regeneration does not significantly affect emission levels for an engine family (or configuration) or if it is not practical to identify when regeneration occurs. If you do not use adjustment factors under this section, your engines must meet emission standards for all testing, without regard to regeneration.

(2) If your engines use aftertreatment technology with extremely infrequent regeneration and you are unable to apply the provisions of this section, you may ask us to approve an alternate methodology to account for regeneration events.

(b) *Calculating average adjustment factors.* Calculate the average adjustment factor (EF_A) based on the following equation:

$$EF_A = (F)(EF_H) + (1-F)(EF_L)$$

Where:

F = the frequency of the regeneration event in terms of the fraction of tests during which the regeneration occurs.

EF_H = measured emissions from a test segment in which the regeneration occurs.

EF_L = measured emissions from a test segment in which the regeneration does not occur.

(c) *Applying adjustment factors.*

Apply adjustment factors based on whether regeneration occurs during the test run. You must be able to identify regeneration in a way that is readily apparent during all testing.

(1) If regeneration does not occur during a test segment, add an upward adjustment factor to the measured emission rate. Determine the upward adjustment factor (UAF) using the following equation:

$$UAF = EF_A - EF_L$$

(2) If regeneration occurs or starts to occur during a test segment, subtract a downward adjustment factor from the measured emission rate. Determine the downward adjustment factor (DAF) using the following equation:

$$DAF = EF_H - EF_A$$

(d) *Sample calculation.* If EF_L is 0.10 g/kW-hr, EF_H is 0.50 g/kW-hr, and F is 0.1 (the regeneration occurs once for each ten tests), then:

$$EF_A = (0.1)(0.5 \text{ g/kW-hr}) + (1.0 - 0.1)(0.1 \text{ g/kW-hr}) = 0.14 \text{ g/kW-hr.}$$

$$UAF = 0.14 \text{ g/kW-hr} - 0.10 \text{ g/kW-hr} = 0.04 \text{ g/kW-hr.}$$

$$DAF = 0.50 \text{ g/kW-hr} - 0.14 \text{ g/kW-hr} = 0.36 \text{ g/kW-hr.}$$

Subpart G—Special Compliance Provisions

§ 1039.601 What compliance provisions apply to these engines?

Engine and equipment manufacturers, as well as owners, operators, and rebuilders of engines subject to the requirements of this part, and all other persons, must observe the provisions of this part, the requirements and prohibitions in 40 CFR part 1068, and the provisions of the Act.

§ 1039.605 What provisions apply to engines already certified under the motor-vehicle program?

(a) *General provisions.* If you are an engine manufacturer, this section allows you to introduce new nonroad engines into commerce if they are already certified to the requirements that apply to compression-ignition engines under 40 CFR parts 85 and 86. If you comply with all the provisions of this section, we consider the certificate issued under 40 CFR part 86 for each engine to also be a valid certificate of conformity under this part 1039 for its model year, without a separate application for certification under the requirements of this part 1039. See § 1039.610 for similar provisions that apply to engines certified to chassis-based standards for motor vehicles.

(b) *Equipment-manufacturer provisions.* If you are not an engine

manufacturer, you may produce nonroad equipment using motor-vehicle engines under this section as long as the engine has been properly labeled as specified in paragraph (d)(5) of this section and you do not make any of the changes described in paragraph (d)(2) of this section. You must also add the fuel-inlet label we specify in § 1039.135(e). If you modify the motor-vehicle engine in any of the ways described in paragraph (d)(2) of this section, we will consider you a manufacturer of a new nonroad engine. Such engine modifications prevent you from using the provisions of this section.

(c) *Liability.* Engines for which you meet the requirements of this section are exempt from all the requirements and prohibitions of this part, except for those specified in this section. Engines exempted under this section must meet all the applicable requirements from 40 CFR parts 85 and 86. This paragraph (c) applies to engine manufacturers, equipment manufacturers who use these engines, and all other persons as if these engines were used in a motor vehicle. The prohibited acts of § 1068.101(a)(1) apply to these new engines and equipment; however, we consider the certificate issued under 40 CFR part 86 for each engine to also be a valid certificate of conformity under this part 1039 for its model year. If we make a determination that these engines do not conform to the regulations during their useful life, we may require you to recall them under 40 CFR part 85 or 40 CFR 1068.505.

(d) *Specific requirements.* If you are an engine manufacturer and meet all the following criteria and requirements regarding your new nonroad engine, the engine is eligible for an exemption under this section:

(1) Your engine must be covered by a valid certificate of conformity issued under 40 CFR part 86.

(2) You must not make any changes to the certified engine that could reasonably be expected to increase its exhaust emissions for any pollutant, or its evaporative emissions if it is subject to evaporative-emission standards. For example, if you make any of the following changes to one of these engines, you do not qualify for this exemption:

(i) Change any fuel system parameters from the certified configuration.

(ii) Change, remove, or fail to properly install any other component, element of design, or calibration specified in the engine manufacturer's application for certification. This includes aftertreatment devices and all related components.

(iii) Modify or design the engine cooling system so that temperatures or heat rejection rates are outside the original engine manufacturer's specified ranges.

(3) You must show that fewer than 50 percent of the engine model's total sales for the model year, from all companies, are used in nonroad applications, as follows:

(i) If you are the original manufacturer of the engine, base this showing on your sales information.

(ii) In all other cases, you must get the original manufacturer of the engine to confirm this based on its sales information.

(4) You must ensure that the engine has the label we require under 40 CFR part 86.

(5) You must add a permanent supplemental label to the engine in a position where it will remain clearly visible after installation in the equipment. In the supplemental label, do the following:

(i) Include the heading: "NONROAD ENGINE EMISSION CONTROL INFORMATION".

(ii) Include your full corporate name and trademark. You may instead include the full corporate name and trademark of another company you choose to designate.

(iii) State: "THIS ENGINE WAS ADAPTED FOR NONROAD USE WITHOUT AFFECTING ITS EMISSION CONTROLS. THE EMISSION-CONTROL SYSTEM DEPENDS ON THE USE OF FUEL MEETING SPECIFICATIONS THAT APPLY FOR MOTOR-VEHICLE APPLICATIONS. OPERATING THE ENGINE ON OTHER FUELS MAY BE A VIOLATION OF FEDERAL LAW."

(iv) State the date you finished modifying the engine (month and year), if applicable.

(6) The original and supplemental labels must be readily visible after the engine is installed in the equipment or, if the equipment obscures the engine's emission control information label, the equipment manufacturer must attach duplicate labels, as described in 40 CFR 1068.105.

(7) You must make sure that nonroad equipment produced under this section will have the fueling label we specify in § 1039.135(c)(9)(i).

(8) Send the Designated Compliance Officer a signed letter by the end of each calendar year (or less often if we tell you) with all the following information:

(i) Identify your full corporate name, address, and telephone number.

(ii) List the engine models you expect to produce under this exemption in the coming year.

(iii) State: "We produce each listed engine model for nonroad application without making any changes that could increase its certified emission levels, as described in 40 CFR 1039.605."

(e) *Failure to comply.* If your engines do not meet the criteria listed in paragraph (d) of this section, they will be subject to the standards, requirements, and prohibitions of this part 1039 and the certificate issued under 40 CFR part 86 will not be deemed to also be a certificate issued under this part 1039. Introducing these engines into commerce without a valid exemption or certificate of conformity under this part violates the prohibitions in 40 CFR 1068.101(a)(1).

(f) *Data submission.* We may require you to send us emission test data on any applicable nonroad duty cycles.

§ 1039.610 What provisions apply to vehicles already certified under the motor-vehicle program?

(a) *General provisions.* If you are a motor-vehicle manufacturer, this section allows you to introduce new nonroad engines or equipment into commerce if the vehicle is already certified to the requirements that apply under 40 CFR parts 85 and 86. If you comply with all of the provisions of this section, we consider the certificate issued under 40 CFR part 86 for each motor vehicle to also be a valid certificate of conformity for the engine under this part 1039 for its model year, without a separate application for certification under the requirements of this part 1039. See § 1039.605 for similar provisions that apply to motor-vehicle engines produced for nonroad equipment.

(b) *Equipment-manufacturer provisions.* If you are not an engine manufacturer, you may produce nonroad equipment from motor vehicles under this section as long as the equipment has the labels specified in paragraph (d)(5) of this section and you do not make any of the changes described in paragraph (d)(2) of this section. You must also add the fuel-inlet label we specify in § 1039.135(e). If you modify the motor vehicle or its engine in any of the ways described in paragraph (d)(2) of this section, we will consider you a manufacturer of a new nonroad engine. Such modifications prevent you from using the provisions of this section.

(c) *Liability.* Engines, vehicles, and equipment for which you meet the requirements of this section are exempt from all the requirements and prohibitions of this part, except for those specified in this section. Engines exempted under this section must meet all the applicable requirements from 40

CFR parts 85 and 86. This applies to engine manufacturers, equipment manufacturers, and all other persons as if the nonroad equipment were motor vehicles. The prohibited acts of § 1068.101(a)(1) apply to these new pieces of equipment; however, we consider the certificate issued under 40 CFR part 86 for each motor vehicle to also be a valid certificate of conformity for the engine under this part 1039 for its model year. If we make a determination that these engines, vehicles, or equipment do not conform to the regulations during their useful life, we may require you to recall them under 40 CFR part 86 or 40 CFR 1068.505.

(d) *Specific requirements.* If you are a motor-vehicle manufacturer and meet all the following criteria and requirements regarding your new nonroad equipment and its engine, the engine is eligible for an exemption under this section:

(1) Your equipment must be covered by a valid certificate of conformity as a motor vehicle issued under 40 CFR part 86.

(2) You must not make any changes to the certified vehicle that we could reasonably expect to increase its exhaust emissions for any pollutant, or its evaporative emissions if it is subject to evaporative-emission standards. For example, if you make any of the following changes, you do not qualify for this exemption:

(i) Change any fuel system parameters from the certified configuration.

(ii) Change, remove, or fail to properly install any other component, element of design, or calibration specified in the vehicle manufacturer's application for certification. This includes aftertreatment devices and all related components.

(iii) Modify or design the engine cooling system so that temperatures or heat rejection rates are outside the original vehicle manufacturer's specified ranges.

(iv) Add more than 500 pounds to the curb weight of the originally certified motor vehicle.

(3) You must show that fewer than 50 percent of the total sales as a motor vehicle or a piece of nonroad equipment, from all companies, are used in nonroad applications, as follows:

(i) If you are the original manufacturer of the vehicle, base this showing on your sales information.

(ii) In all other cases, you must get the original manufacturer of the vehicle to confirm this based on their sales information.

(4) The equipment must have the vehicle emission control information and fuel labels we require under 40 CFR 86.007–35.

(5) You must add a permanent supplemental label to the equipment in a position where it will remain clearly visible. In the supplemental label, do the following:

(i) Include the heading: “NONROAD ENGINE EMISSION CONTROL INFORMATION”.

(ii) Include your full corporate name and trademark. You may instead include the full corporate name and trademark of another company you choose to designate.

(iii) State: “THIS VEHICLE WAS ADAPTED FOR NONROAD USE WITHOUT AFFECTING ITS EMISSION CONTROLS. THE EMISSION-CONTROL SYSTEM DEPENDS ON THE USE OF FUEL MEETING SPECIFICATIONS THAT APPLY FOR MOTOR-VEHICLE APPLICATIONS. OPERATING THE ENGINE ON OTHER FUELS MAY BE A VIOLATION OF FEDERAL LAW.”.

(iv) State the date you finished modifying the vehicle (month and year), if applicable.

(6) The original and supplemental labels must be readily visible in the fully assembled equipment.

(7) Send the Designated Compliance Officer a signed letter by the end of each calendar year (or less often if we tell you) with all the following information:

(i) Identify your full corporate name, address, and telephone number.

(ii) List the equipment models you expect to produce under this exemption in the coming year.

(iii) State: “We produce each listed engine or equipment model for nonroad application without making any changes that could increase its certified emission levels, as described in 40 CFR 1039.610.”.

(e) *Failure to comply.* If your engines, vehicles, or equipment do not meet the criteria listed in paragraph (d) of this section, the engines will be subject to the standards, requirements, and prohibitions of this part 1039, and the certificate issued under 40 CFR part 86 will not be deemed to also be a certificate issued under this part 1039. Introducing these engines into commerce without a valid exemption or certificate of conformity under this part violates the prohibitions in 40 CFR 1068.101(a)(1).

(f) *Data submission.* We may require you to send us emission test data on any applicable nonroad duty cycles.

§ 1039.615 What special provisions apply to engines using noncommercial fuels?

In § 1039.115(e), we generally require that engines meet emission standards for any adjustment within the full range of any adjustable parameters. For engines that use noncommercial fuels significantly different than the specified test fuel of the same type, you may ask to use the parameter-adjustment provisions of this section instead of those in § 1039.115(e). Engines certified under this section must be in a separate engine family.

(a) If we approve your request, the following provisions apply:

(1) You must certify the engine using the test fuel specified in § 1039.501.

(2) You may produce the engine without limits or stops that keep the engine adjusted within the certified range.

(3) You must specify in-use adjustments different than the adjustable settings appropriate for the specified test fuel, consistent with the provisions of paragraph (b)(1) of this section.

(b) To produce engines under this section, you must do the following:

(1) Specify in-use adjustments needed so the engine's level of emission control for each regulated pollutant is equivalent to that from the certified configuration.

(2) Add the following information to the emission control information label specified in § 1039.135:

(i) Include instructions describing how to adjust the engine to operate in a way that maintains the effectiveness of the emission-control system.

(ii) State: “THIS ENGINE IS CERTIFIED TO OPERATE IN APPLICATIONS USING NONCOMMERCIAL FUEL. MALADJUSTMENT OF THE ENGINE IS A VIOLATION OF FEDERAL LAW SUBJECT TO CIVIL PENALTY.”.

(3) Keep records to document the destinations and quantities of engines produced under this section.

§ 1039.620 What are the provisions for exempting engines used solely for competition?

The provisions of this section apply for new engines built on or after January 1, 2006.

(a) Equipment manufacturers may use uncertified engines if the vehicles or equipment in which they are installed will be used solely for competition.

(b) The definition of nonroad engine in 40 CFR 1068.30 excludes engines used solely for competition. These engines are not required to comply with this part 1039 or 40 CFR part 89, but 40 CFR 1068.101 prohibits the use of

competition engines for noncompetition purposes.

(c) We consider a vehicle or piece of equipment to be one that will be used solely for competition if it has features that are not easily removed that would make its use other than in competition unsafe, impractical, or highly unlikely.

(d) As an engine manufacturer, your engine is exempt without our prior approval if you have a written request for an exempted engine from the equipment manufacturer showing the basis for believing that the equipment will be used solely for competition. You must permanently label engines exempted under this section to clearly indicate that they are to be used solely for competition. Failure to properly label an engine will void the exemption.

(e) We may discontinue an exemption under this section if we find that engines are not used solely for competition.

§ 1039.625 What requirements apply under the program for equipment-manufacturer flexibility?

The provisions of this section allow equipment manufacturers to produce equipment with engines that are subject to less stringent emission standards after the Tier 4 emission standards begin to apply. To be eligible to use these provisions, you must follow all the instructions in this section. See 40 CFR 89.102(d) and (e) for provisions that apply to equipment produced while Tier 1, Tier 2, or Tier 3 standards apply. See § 1039.626 for requirements that apply specifically to companies that manufacture equipment outside the United States and to companies that import such equipment without manufacturing it. Engines and equipment you produce under this section are exempt from the prohibitions in 40 CFR 1068.101(a)(1), subject to the provisions of this section.

(a) *General.* If you are an equipment manufacturer, you may introduce into commerce in the United States limited numbers of nonroad equipment with engines exempted under this section. You may use the exemptions in this section only if you have primary responsibility for designing and manufacturing equipment and your manufacturing procedures include installing some engines in this equipment. Consider all U.S.-directed equipment sales in showing that you meet the requirements of this section, including those from any parent or subsidiary companies and those from any other companies you license to produce equipment for you. If you produce a type of equipment that has more than one engine, count each

engine separately. These provisions are available over the following periods:

(1) These provisions are available for the years shown in the following table, except as provided in paragraph (a)(2) of this section:

TABLE 1 OF § 1039.625.—GENERAL AVAILABILITY OF ALLOWANCES

Power category	Calendar years
kW < 19	2008–2014
19 ≤ kW < 56	2008–2014
56 ≤ kW < 130	2012–2018
130 ≤ kW ≤ 560	2011–2017
kW < 560	2011–2017

(2) If you do not use any allowances in a power category before the earliest dates shown in the following table, you may delay the start of the seven-year period for using allowances under this section as follows:

TABLE 2 OF § 1039.625.—AVAILABILITY OF DELAYED ALLOWANCES

Power category	Calendar years
kW < 19
19 ≤ kW < 56	2012–2018
56 ≤ kW < 130	2014–2020
130 ≤ kW ≤ 560	2014–2020
kW > 560	2015–2021

(b) *Allowances.* You may choose one of the following options for each power category to produce equipment with exempted engines under this section, except as allowed under § 1039.627:

(1) *Percent-of-production allowances.* You may produce a certain number of units with exempted engines calculated using a percentage of your total sales within a power category relative to your total U.S.-directed production volume. The sum of these percentages within a power category during the seven-year period specified in paragraph (a) of this section may not exceed 80 percent, except as allowed under paragraph (b)(2) or (m) of this section.

(2) *Small-volume allowances.* You may determine an alternate allowance for a specific number of exempted engines under this section using one of the following approaches for your U.S.-directed production volumes:

(i) You may produce up to 700 units with exempted engines within a power category during the seven-year period specified in paragraph (a) of this section, with no more than 200 units in any single year within a power category, except as provided in paragraph (m) of this section. Engines within a power category that are exempted under this section must be from a single engine family within a given year.

(ii) For engines below 130 kW, you may produce up to 525 units with exempted engines within a power category during the seven-year period specified in paragraph (a) of this section, with no more than 150 units in any single year within a power category, except as provided in paragraph (m) of this section. For engines at or above 130 kW, you may produce up to 350 units with exempted engines within a power category during the seven-year period, with no more than 100 units in any single year within a power category. Exemptions under this paragraph (b)(2)(ii) may apply to engines from multiple engine families in a given year.

(c) *Percentage calculation.* Calculate for each calendar year the percentage of equipment with exempted engines from your total U.S.-directed production within a power category if you need to show that you meet the percent-of-production allowances in paragraph (b)(1) of this section.

(d) *Inclusion of engines not subject to Tier 4 standards.* The following provisions apply to engines that are not subject to Tier 4 standards:

(1) If you use the provisions of § 1068.105(a) to use up your inventories of engines not certified to new emission standards, do not include these units in your count of equipment with exempted engines under paragraph (b) of this section. However, you may include these units in your count of total equipment you produce for the given year for the percentage calculation in paragraph (b)(1) of this section.

(2) If you install engines that are exempted from the Tier 4 standards for any reason, other than for equipment-manufacturer allowances under this section, do not include these units in your count of exempted engines under paragraph (b) of this section. However, you may include these units in your count of total equipment you produce for the given year for the percentage calculation in paragraph (b)(1) of this section. For example, if we grant a hardship exemption for the engine manufacturer, you may count these as compliant engines under this section. This paragraph (d)(2) applies only if the engine has a permanent label describing why it is exempted from the Tier 4 standards.

(3) Do not include equipment using model year 2008 or 2009 engines certified under the provisions of § 1039.101(c) in your count of equipment using exempted engines. However, you may include these units in your count of total equipment you produce for the given year for the percentage calculation in paragraph (b)(1) of this section.

(4) You may start using the allowances under this section for engines that are not yet subject to Tier 4 standards, as long as the seven-year period for using allowances under the Tier 2 or Tier 3 program has expired (see 40 CFR 89.102(d)). Table 3 of this section shows the years for which this applies. To use these early allowances, you must use engines that meet the emission standards described in paragraph (e) of this section. You must also count these units or calculate these percentages as described in paragraph (c) of this section and apply them toward the total number or percentage of equipment with exempted engines we allow for the Tier 4 standards as described in paragraph (b) of this section. The maximum number of cumulative early allowances under this paragraph (d)(4) is 10 percent under the percent-of-production allowance or 100 units under the small-volume allowance. For example, if you produce 5 percent of your equipment with engines between 130 and 560 kW that use allowances under this paragraph (d)(4) in 2009, you may use up to an additional 5 percent of your allowances in 2010. If you use allowances for 5 percent of your equipment in both 2009 and 2010, your 80 percent allowance for 2011–2017 in the 130–560 kW power category decreases to 70 percent. Manufacturers using allowances under this paragraph (d)(4) must comply with the notification and reporting requirements specified in paragraph (g) of this section.

TABLE 3 OF § 1039.625.—YEARS FOR EARLY ALLOWANCES

Maximum engine power	Calendar years
kW < 19	2007
19 ≤ kW < 37	2006–2011
37 ≤ kW < 56	2011
56 ≤ kW < 75	2011
75 ≤ kW < 130	2010–2011
130 ≤ kW < 225	2010
225 ≤ kW < 450	2008–2010
450 ≤ kW ≤ 560	2009–2010
kW > 560

(e) *Standards.* If you produce equipment with exempted engines under this section, the engines must meet emission standards at least as stringent as the following:

(1) If you are using the provisions of paragraph (d)(4) of this section, engines must meet the applicable Tier 1 emission standards described in § 89.112.

(2) If you are using the provisions of paragraph (a)(2) of this section, engines must be certified under this part 1039 as follows:

Engines in the following power category . . .	Must meet all standards and requirements that applied in the following model year . . .
(i) 19 ≤ kW < 56	2008
(ii) 56 ≤ kW < 130	2012
(iii) 130 ≤ kW ≤ 560	2011
(iv) kW > 560	2011

(3) In all other cases, engines at or above 37 kW and at or below 560 kW must meet the appropriate Tier 3 standards described in § 89.112. Engines below 37 kW and engines above 560 kW must meet the appropriate Tier 2 standards described in § 89.112.

(f) *Equipment labeling.* You must add a permanent label, written legibly in English, to the engine or another readily visible part of each piece of equipment you produce with exempted engines under this section. This label, which supplements the engine manufacturer's emission control information label, must include at least the following items:

(1) The label heading “EMISSION CONTROL INFORMATION”.

(2) Your corporate name and trademark.

(3) The calendar year in which the equipment is manufactured.

(4) The name, e-mail address, and phone number of a person to contact for further information.

(5) The following statement:

THIS EQUIPMENT [or identify the type of equipment] HAS AN ENGINE THAT MEETS U.S. EPA EMISSION STANDARDS UNDER 40 CFR 1039.625.

(g) *Notification and reporting.* You must notify us of your intent to use the provisions of this section and send us an annual report to verify that you are not exceeding the allowances, as follows:

(1) Before January 1 of the first year you intend to use the provisions of this section, send the Designated Compliance Officer and the Designated Enforcement Officer a written notice of your intent, including:

(i) Your company's name and address, and your parent company's name and address, if applicable.

(ii) Whom to contact for more information.

(iii) The calendar years in which you expect to use the exemption provisions of this section.

(iv) The name and address of the company that produces the engines you will be using for the equipment exempted under this section.

(v) Your best estimate of the number of units in each power category you will produce under this section and whether

you intend to comply under paragraph (b)(1) or (b)(2) of this section.

(vi) The number of units in each power category you have sold in previous calendar years under 40 CFR 89.102(d).

(2) For each year that you use the provisions of this section, send the Designated Compliance Officer and the Designated Enforcement Officer a written report by March 31 of the following year. Include in your report the total number of engines you sold in the preceding year for each power category, based on actual U.S.-directed production information. Also identify the percentages of U.S.-directed production that correspond to the number of units in each power category and the cumulative numbers and percentages of units for all the units you have sold under this section for each power category. You may omit the percentage figures if you include in the report a statement that you will not be using the percent-of-production allowances in paragraph (b)(1) of this section.

(h) *Recordkeeping.* Keep the following records of all equipment with exempted engines you produce under this section for at least five full years after the final year in which allowances are available for each power category:

(1) The model number, serial number, and the date of manufacture for each engine and piece of equipment.

(2) The maximum power of each engine.

(3) The total number or percentage of equipment with exempted engines, as described in paragraph (b) of this section and all documentation supporting your calculation.

(4) The notifications and reports we require under paragraph (g) of this section.

(i) *Enforcement.* Producing more exempted engines or equipment than we allow under this section or installing engines that do not meet the emission standards of paragraph (e) of this section violates the prohibitions in 40 CFR 1068.101(a)(1). You must give us the records we require under this section if we ask for them (see 40 CFR 1068.101(a)(2)).

(j) *Provisions for engine manufacturers.* As an engine manufacturer, you may produce exempted engines as needed under this section. You do not have to request this exemption for your engines, but you must have written assurance from equipment manufacturers that they need a certain number of exempted engines under this section. Send us an annual report of the engines you produce under this section, as described in

§ 1039.250(a). For engines produced under the provisions of paragraph (a)(2) of this section, you must certify the engines under this part 1039. For all other exempt engines, the engines must meet the emission standards in paragraph (e) of this section and you must meet all the requirements of § 1039.260. If you show under § 1039.260(c) that the engines are identical in all material respects to engines that you have previously certified to one or more FELs above the standards specified in paragraph (e) of this section, you must supply sufficient credits for these engines. Calculate these credits under subpart H of this part using the previously certified FELs and the alternate standards. You must meet the labeling requirements in 40 CFR 89.110, but add the following statement instead of the compliance statement in 40 CFR 89.110(b)(10):

THIS ENGINE MEETS U.S. EPA EMISSION STANDARDS UNDER 40 CFR 1039.625. SELLING OR INSTALLING THIS ENGINE FOR ANY PURPOSE OTHER THAN FOR THE EQUIPMENT FLEXIBILITY PROVISIONS OF 40 CFR 1039.625 MAY BE A VIOLATION OF FEDERAL LAW SUBJECT TO CIVIL PENALTY.

(k) *Other exemptions.* See 40 CFR 1068.255 for exemptions based on hardship for equipment manufacturers and secondary engine manufacturers.

(l) [Reserved]

(m) *Additional exemptions for technical or engineering hardship.* You may request additional engine allowances under paragraph (b)(1) of this section for 19–560 kW power categories or, if you are a small equipment manufacturer, under paragraph (b)(2) of this section for engines at or above 19 and below 37 kW. However, you may use these extra allowances only for those equipment models for which you, or an affiliated company, do not also produce the engine. After considering the circumstances, we may permit you to introduce into commerce equipment with such engines that do not comply with Tier 4 emission standards, as follows:

(1) We may approve additional exemptions if extreme and unusual circumstances that are clearly outside your control and that could not have been avoided with reasonable discretion have resulted in technical or engineering problems that prevent you from meeting the requirements of this part. You must show that you exercised prudent planning and have taken all reasonable steps to minimize the scope of your request for additional allowances.

(2) To apply for exemptions under this paragraph (m), send the Designated Compliance Officer and the Designated Enforcement Officer a written request as soon as possible before you are in violation. In your request, include the following information:

(i) Describe your process for designing equipment.

(ii) Describe how you normally work cooperatively or concurrently with your engine supplier to design products.

(iii) Describe the engineering or technical problems causing you to request the exemption and explain why you have not been able to solve them. Describe the extreme and unusual circumstances that led to these problems and explain how they were unavoidable.

(iv) Describe any information or products you received from your engine supplier related to equipment design—such as written specifications, performance data, or prototype engines—and when you received it.

(v) Compare the design processes of the equipment model for which you need additional exemptions and that for other models for which you do not need additional exemptions. Explain the technical differences that justify your request.

(vi) Describe your efforts to find and use other compliant engines, or otherwise explain why none is available.

(vii) Describe the steps you have taken to minimize the scope of your request.

(viii) Include other relevant information. You must give us other relevant information if we ask for it.

(ix) Estimate the increased percent of production you need for each equipment model covered by your request, as described in paragraph (m)(3) of this section. Estimate the increased number of allowances you need for each equipment model covered by your request, as described in paragraph (m)(4) of this section.

(3) We may approve your request to increase the allowances under paragraph (b)(1) of this section, subject to the following limitations:

(i) The additional allowances will not exceed 70 percent for each power category.

(ii) You must use up the allowances under paragraph (b)(1) of this section before using any additional allowance under this paragraph (m).

(iii) Any allowances we approve under this paragraph (m)(3) expire 24 months after the provisions of this section start for a given power category, as described in paragraph (a) of this section. You may use these allowances

only for the specific equipment models covered by your request.

(4) We may approve your request to increase the allowances for the 19–56 kW power category under paragraph (b)(2) of this section, subject to the following limitations:

(i) You are eligible for additional allowances under this paragraph (m)(4) only if you are a small equipment manufacturer and you do not use the provisions of paragraph (m)(3) of this section to obtain additional allowances for the 19–56 kW power category.

(ii) You must use up all the available allowances for the 19–56 kW power category under paragraph (b)(2) of this section in a given year before using any additional allowances under this paragraph (m)(4).

(iii) Base your request only on equipment you produce with engines at or above 19 kW and below 37 kW. You may use any additional allowances only for equipment you produce with engines at or above 19 kW and below 37 kW.

(iv) The total allowances under either paragraph (b)(2)(i) or (ii) of this section for the 19–56 kW power category will not exceed 1,100 units.

(v) Any allowances we approve under this paragraph (m)(4) expire 36 months after the provisions of this section start for this power category, as described in paragraph (a) of this section. These additional allowances are not subject to the annual limits specified in paragraph (b)(2) of this section. You may use these allowances only for the specific equipment models covered by your request.

(5) For purposes of this paragraph (m), *small equipment manufacturer* means a small-business equipment manufacturer that had annual U.S.-directed production volume of equipment using nonroad diesel engines between 19 and 56 kW of no more than 3,000 units in 2002 and all earlier calendar years, and has 750 or fewer employees (500 or fewer employees for nonroad equipment manufacturers that produce no construction equipment or industrial trucks). For manufacturers owned by a parent company, the production limit applies to the production of the parent company and all its subsidiaries and the employee limit applies to the total number of employees of the parent company and all its subsidiaries.

§ 1039.626 What special provisions apply to equipment imported under the equipment-manufacturer flexibility program?

This section describes requirements that apply to equipment manufacturers using the provisions of § 1039.625 for

equipment produced outside the United States. Note that § 1039.625 limits these provisions to equipment manufacturers that install some engines and have primary responsibility for designing and manufacturing equipment. Companies that import equipment into the United States without meeting these criteria are not eligible for these allowances. Such importers may import equipment with exempted engines only as described in paragraph (b) of this section.

(a) As a foreign equipment manufacturer, you or someone else may import equipment with exempted engines under this section if you comply with the provisions in § 1039.625 and commit to the following:

(1) Give any EPA inspector or auditor complete and immediate access to inspect and audit, as follows:

(i) Inspections and audits may be announced or unannounced.

(ii) Inspections and audits may be by EPA employees or EPA contractors.

(iii) You must provide access to any location where—

(A) Any nonroad engine, equipment, or vehicle is produced or stored.

(B) Documents related to manufacturer operations are kept.

(C) Equipment, engines, or vehicles are tested or stored for testing.

(iv) You must provide any documents requested by an EPA inspector or auditor that are related to matters covered by the inspections or audit.

(v) EPA inspections and audits may include review and copying of any documents related to demonstrating compliance with the exemptions in § 1039.625.

(vi) EPA inspections and audits may include inspection and evaluation of complete or incomplete equipment, engines, or vehicles, and interviewing employees.

(vii) You must make any of your employees available for interview by the EPA inspector or auditor, on request, within a reasonable time period.

(viii) You must provide English language translations of any documents to an EPA inspector or auditor, on request, within 10 working days.

(ix) You must provide English-language interpreters to accompany EPA inspectors and auditors, on request.

(2) Name an agent for service of process located in the District of Columbia. Service on this agent constitutes service on you or any of your officers or employees for any action by EPA or otherwise by the United States related to the requirements of this part.

(3) The forum for any civil or criminal enforcement action related to the provisions of this section for violations of the Clean Air Act or regulations

promulgated thereunder shall be governed by the Clean Air Act.

(4) The substantive and procedural laws of the United States shall apply to any civil or criminal enforcement action against you or any of your officers or employees related to the provisions of this section.

(5) Provide the notification required by § 1039.625(g). Include in the notice of intent in § 1039.625(g)(1) a commitment to comply with the requirements and obligations of § 1039.625 and this section. This commitment must be signed by the owner or president.

(6) You, your agents, officers, and employees must not seek to detain or to impose civil or criminal remedies against EPA inspectors or auditors, whether EPA employees or EPA contractors, for actions performed within the scope of EPA employment related to the provisions of this section.

(7) By submitting notification of your intent to use the provisions of § 1039.625, producing and exporting for resale to the United States nonroad equipment under this section, or taking other actions to comply with the requirements of this part, you, your agents, officers, and employees, without exception, become subject to the full operation of the administrative and judicial enforcement powers and provisions of the United States as described in 28 U.S.C. 1605(a)(2), without limitation based on sovereign immunity, for conduct that violates the requirements applicable to you under this part 1039—including such conduct that violates 18 U.S.C. 1001, 42 U.S.C. 7413(c)(2), or other applicable provisions of the Clean Air Act with respect to actions instituted against you and your agents, officers, and employees in any court or other tribunal in the United States.

(8) Any report or other document you submit to us must be in the English language, or include a complete translation in English.

(9) You must post a bond to cover any potential enforcement actions under the Clean Air Act before you or anyone else imports your equipment under this section, as follows:

(i) The value of the bond is based on the per-engine bond values shown in Table 1 of this section and on the highest number of engines in each power category you produce in any single calendar year under the provisions of § 1039.625. For example, if you have projected U.S.-directed production volumes of 100 exempt engines in the 19–56 kW power category and 300 exempt engines in the 56–130 kW power category in 2013, the

appropriate bond amount is \$180,000. If your estimated or actual engine imports increase beyond the level appropriate for your current bond payment, you must post additional bond to reflect the increased sales within 90 days after you change your estimate or determine the actual sales. You may not decrease your bond.

(ii) You may meet the bond requirements of this section with any of the following methods:

(A) Get a bond from a third-party surety that is cited in the U.S. Department of Treasury Circular 570, “Companies Holding Certificates of Authority as Acceptable Sureties on Federal Bonds and as Acceptable Reinsuring Companies.” Maintain this bond for five years after the applicable allowance period expires, or five years after you use up all the available allowances under § 1039.625, whichever comes first.

(B) Get the Designated Enforcement Officer to approve a waiver from the bonding requirement, as long as you can show that you have assets of an appropriate liquidity and value readily available in the United States.

(iii) If you forfeit some or all of your bond in an enforcement action, you must post any appropriate bond for continuing importation within 90 days after you forfeit the bond amount.

TABLE 1 OF § 1039.626.—PER-ENGINE BOND VALUES

For engines with maximum engine power falling in the following ranges . . .	The per-engine bond value is . . .
kW < 19	\$150
19 ≤ kW < 56	300
56 ≤ kW < 130	500
130 ≤ kW < 225	1,000
225 ≤ kW < 450	3,000
kW ≥ 450	8,000

(iv) You will forfeit the proceeds of the bond posted under this paragraph (a)(9) if you need to satisfy any United States administrative final order or judicial judgment against you arising from your conduct in violation of this part 1039, including such conduct that violates 18 U.S.C. 1001, 42 U.S.C. 7413(c)(2), or other applicable provisions of the Clean Air Act.

(b) The provisions of this paragraph (b) apply to importers that do not install engines into equipment and do not have primary responsibility for designing and manufacturing equipment. Such importers may import equipment with engines exempted under § 1039.625 only if each engine is exempted under an allowance provided to an equipment manufacturer meeting the requirements

of § 1039.625 and this section. You must notify us of your intent to use the provisions of this section and send us an annual report, as follows:

(1) Before January 1 of the first year you intend to use the provisions of this section, send the Designated Compliance Officer and the Designated Enforcement Officer a written notice of your intent, including:

(i) Your company's name and address, and your parent company's name and address, if applicable.

(ii) The name and address of the companies that produce the equipment and engines you will be importing under this section.

(iii) Your best estimate of the number of units in each power category you will import under this section in the upcoming calendar year, broken down by equipment manufacturer and power category.

(iv) The number of units in each power category you have imported in previous calendar years under 40 CFR 89.102(d).

(2) For each year that you use the provisions of this section, send the Designated Compliance Officer and the Designated Enforcement Officer a written report by March 31 of the following year. Include in your report the total number of engines you imported under this section in the preceding calendar year, broken down by engine manufacturer and by equipment manufacturer.

§ 1039.627 What are the incentives for equipment manufacturers to use cleaner engines?

This section allows equipment manufacturers to generate additional allowances under the provisions of § 1039.625 by producing equipment

using engines at or above 19 kW certified to specified levels earlier than otherwise required.

(a) For early-compliant engines to generate offsets for use under this section, the following general provisions apply:

(1) The engine manufacturer must comply with the provisions of § 1039.104(a)(1) for the offset-generating engines.

(2) Engines you install in your equipment after December 31 of the years specified in § 1039.104(a)(1) do not generate allowances under this section, even if the engine manufacturer generated offsets for that engine under § 1039.104(a).

(3) Offset-generating engines must be certified to the following standards under this part 1039:

If the engine's maximum power is . . .	And you install . . .	Certified early to the . . .	You may reduce the number of engines in the same power category that are required to meet the . . .	In later model years by . . .
(i) kW ≥ 19	One engine	Emissions standards in § 1039.101 ..	Standards in Tables 2 through 7 of § 1039.102 or in § 1039.101.	One engine.
(ii) 56 ≤ kW < 130	Two engines	NO _x standards in § 1039.102(d)(1), and NMHC standard of 0.19 g/kW-hr, a PM standard of 0.02 g/kW-hr, and a CO standard of 5.0 g/kW-hr.	Standards in Tables 2 through 7 of § 1039.102 or in § 1039.101.	One engine.
(iii) 130 ≤ kW < 560 ..	Two engines	NO _x standards in § 1039.102(d)(2), an NMHC standard of 0.19 g/kW-hr, a PM standard of 0.02 g/kW-hr, and a CO standard of 3.5 g/kW-hr.	Standards in Tables 2 through 7 of § 1039.102 or in § 1039.101.	One engine.

(b) *Using engine offsets.* (1) You may use engine offsets generated under paragraph (a) of this section to generate additional allowances under § 1039.625, as follows:

(i) For each engine offset, you may increase the number of available allowances under § 1039.625(b) for that power category by one engine for the years indicated.

(ii) For engines in 56–560 kW power categories, you may transfer engine offsets across power categories within this power range. Calculate the number of additional allowances by scaling the number of generated engine offsets according to the ratio of engine power for offset and allowance engines. Make this calculation for all your offset engines for which you will transfer offsets under this paragraph (b)(1)(ii), then round the result to determine the total number of available power-weighted allowances. For example, if you generate engine offsets for 75 500-kW engines, you may generate up to 37,500 kW-engines of power-weighted allowances. You may apply this to 375 100-kW engines or any other

combination that totals 37,500 kW-engines.

(2) You may decline to use the offsets. If you decline, the engine manufacturer may use the provisions of § 1039.104(a)(1).

(c) *Limitation on offsets for engines above 560 kW.* For engines above 560 kW, you must track how many engines you install in generator sets and how many you install in other applications under the provisions of this section. Offsets from generator-set engines may be used only for generator-set engines. Offsets from engines for other applications may be used only for other applications besides generator sets.

(d) *Reporting.* When you submit your first annual report under § 1039.625(g), include the following additional information related to the engines you use to generate offsets under this section:

(1) The name of each engine family involved.

(2) The number of engines from each power category.

(3) The maximum engine power of each engine.

(4) For engines above 560 kW, whether you use engines certified to the standards for generator-set engines.

(e) *In-use fuel.* If the engine manufacturer certifies using ultra low-sulfur diesel fuel, you must take steps to ensure that the in-use engines in the family will use diesel fuel with a sulfur concentration no greater than 15 ppm. For example, selling equipment only into applications where the operator commits to a central-fueling facility with ultra low-sulfur diesel fuel throughout its lifetime would meet this requirement.

§ 1039.630 What are the economic hardship provisions for equipment manufacturers?

If you qualify for the economic hardship provisions specified in 40 CFR 1068.255, we may approve your hardship application subject to the following additional conditions:

(a) You must show that you have used up the allowances to produce equipment with exempted engines under § 1039.625.

(b) You may produce equipment under this section for up to 12 months

total (or 24 months total for small-volume manufacturers).

§ 1039.635 What are the hardship provisions for engine manufacturers?

If you qualify for the hardship provisions specified in 40 CFR 1068.245, we may approve a period of delayed compliance for up to one model year total (or two model years total for small-volume manufacturers). If you qualify for the hardship provisions specified in 40 CFR 1068.250 for small-volume manufacturers, we may approve a period of delayed compliance for up to two model years total.

§ 1039.640 What special provisions apply to branded engines?

The following provisions apply if you identify the name and trademark of another company instead of your own on your emission control information label, as provided by § 1039.135(c)(2):

(a) You must have a contractual agreement with the other company that

obligates that company to take the following steps:

(1) Meet the emission warranty requirements that apply under § 1039.120. This may involve a separate agreement involving reimbursement of warranty-related expenses.

(2) Report all warranty-related information to the certificate holder.

(b) In your application for certification, identify the company whose trademark you will use and describe the arrangements you have made to meet your requirements under this section.

(c) You remain responsible for meeting all the requirements of this chapter, including warranty and defect-reporting provisions.

§ 1039.645 What special provisions apply to engines used for transportation refrigeration units?

Manufacturers may choose to use the provisions of this section for engines used in transportation refrigeration

units (TRUs). The operating restrictions and characteristics in paragraph (f) of this section define engines that are not used in TRUs. All provisions of this part apply for TRU engines, except as specified in this section.

(a) You may certify engines under this section with the following special provisions:

(1) The engines are not subject to the transient emission standards of subpart B of this part.

(2) The steady-state emission standards in subpart B of this part apply for emissions measured over the steady-state test cycle described in paragraph (b) of this section instead of the otherwise applicable duty cycle described in § 1039.505.

(b) Measure steady-state emissions using the procedures specified in § 1039.505, except for the duty cycles, as follows:

(1) The following duty cycle applies for discrete-mode testing:

TABLE 1 OF § 1039.645.—DISCRETE-MODE CYCLE FOR TRU ENGINES

Mode number	Engine speed ¹	Observed torque ²	Weighting factors
1	Maximum test speed	75	0.25
2	Maximum test speed	50	0.25
3	Intermediate test speed	75	0.25
4	Intermediate test speed	50	0.25

¹ Speed terms are defined in 40 CFR part 1065.

² The percent torque is relative to the maximum torque at the given engine speed.

(2) The following duty cycle applies for ramped-modal testing:

TABLE 2 OF § 1039.645.—RAMPED-MODAL CYCLE FOR TRU ENGINES

RMC mode	Time in mode (seconds)	Engine speed ¹	Torque (percent) ^{2,3}
1a Steady-state	290	Intermediate Speed	75.
1b Transition	20	Intermediate Speed	Linear Transition.
2a Steady-state	280	Intermediate Speed	50.
2b Transition	20	Linear Transition	Linear Transition.
3a Steady-state	280	Maximum Test Speed	75.
3b Transition	20	Maximum Test Speed	Linear Transition.
4 Steady-state	290	Maximum Test Speed	50

¹ Speed terms are defined in 40 CFR part 1065.

² The percent torque is relative to the maximum torque at the commanded engine speed.

³ Advance from one mode to the next within a 20-second transition phase. During the transition phase, command a linear progression from the torque setting of the current mode to the torque setting of the next mode, and simultaneously command a similar linear progression for engine speed if there is a change in speed setting.

(c) Engines certified under this section must be certified in a separate engine family that contains only TRU engines.

(d) You must do the following for each engine certified under this section:

(1) State on the emission control information label: "THIS ENGINE IS CERTIFIED TO OPERATE ONLY IN TRANSPORTATION REFRIGERATION

UNITS. INSTALLING OR USING THIS ENGINE IN ANY OTHER APPLICATION MAY BE A VIOLATION OF FEDERAL LAW SUBJECT TO CIVIL PENALTY."

(2) State in the emission-related installation instructions all steps necessary to ensure that the engine will operate only in the modes covered by the test cycle described in this section.

(3) Keep records to document the destinations and quantities of engines produced under this section.

(e) All engines certified under this section must comply with NTE standards, as described in § 1039.101 or § 1039.102 for the applicable model year, except that the NTE standards are not limited with respect to operating speeds and loads. In your application

for certification, certify that all the engines in the engine family comply with the not-to-exceed emission standards for all normal operation and use. The deficiency provisions of § 1039.104(d) do not apply to these engines. This paragraph (e) applies whether or not the engine would otherwise be subject to NTE standards.

(f) An engine is not considered to be used in a TRU if any of the following is true:

(1) The engine is installed in any equipment other than refrigeration units for railcars, truck trailers, or other freight vehicles.

(2) The engine operates in any mode not covered by the test cycle described in this section, except as follows:

(i) The engine may operate briefly at idle. Note, however, that TRU engines must meet NTE emission standards under any type of operation, including idle, as described in paragraph (e) of this section.

(ii) The engine may have a minimal amount of transitional operation between two allowable modes. As an example, a thirty-second transition period would clearly not be considered minimal.

(iii) The engine as installed may experience up to a 2-percent decrease in load at a given setpoint over any 10-minute period, and up to a 15-percent decrease in load at a given setpoint over any 60-minute period.

(3) The engine is sold in a configuration that allows the engine to operate in any mode not covered by the test cycle described in this section. For example, this section does not apply to an engine sold without a governor limiting operation only to those modes covered by the test cycle described in this section.

(4) The engine is subject to Tier 3 or earlier standards, or phase-out Tier 4 standards.

§ 1039.650 [Reserved]

§ 1039.655 What special provisions apply to engines sold in Guam, American Samoa, or the Commonwealth of the Northern Mariana Islands?

(a) The prohibitions in § 1068.101(a)(1) do not apply to an engine if the following conditions are met:

(1) The engine is intended for use and will be used in Guam, American Samoa, or the Commonwealth of the Northern Mariana Islands.

(2) The engine meets the latest applicable emission standards in 40 CFR 89.112.

(3) You meet all the requirements of § 1039.260.

(b) If you introduce an engine into commerce in the United States under this section, you must meet the labeling requirements in 40 CFR 89.110, but add the following statement instead of the compliance statement in 40 CFR 89.110(b)(10):

THIS ENGINE DOES NOT COMPLY WITH U.S. EPA TIER 4 EMISSION REQUIREMENTS. IMPORTING THIS ENGINE INTO THE UNITED STATES OR ANY TERRITORY OF THE UNITED STATES EXCEPT GUAM, AMERICAN SAMOA, OR THE COMMONWEALTH OF THE NORTHERN MARIANA ISLANDS MAY BE A VIOLATION OF FEDERAL LAW SUBJECT TO CIVIL PENALTY.

(c) Introducing into commerce an engine exempted under this section in any state or territory of the United States other than Guam, American Samoa, or the Commonwealth of the Northern Mariana Islands, throughout its lifetime, violates the prohibitions in 40 CFR 1068.101(a)(1), unless it is exempt under a different provision.

§ 1039.660 What special provisions apply to Independent Commercial Importers?

Under § 1039.801, certain engines are considered to be new engines when they are imported into the United States, even if they have previously been used outside the country. Independent Commercial Importers may use the provisions of 40 CFR part 89, subpart G, and 40 CFR 89.906(b) to receive a certificate of conformity for engines meeting all the requirements of this part 1039.

Subpart H—Averaging, Banking, and Trading for Certification

§ 1039.701 General provisions.

(a) You may average, bank, and trade (ABT) emission credits for purposes of certification as described in this subpart to show compliance with the standards of this part. Participation in this program is voluntary.

(b) Section 1039.740 restricts the use of emission credits to certain averaging sets.

(c) The definitions of Subpart I of this part apply to this subpart. The following definitions also apply:

(1) *Actual emission credits* means emission credits you have generated that we have verified by reviewing your final report.

(2) *Averaging set* means a set of engines in which emission credits may be exchanged only with other engines in the same averaging set.

(3) *Broker* means any entity that facilitates a trade of emission credits between a buyer and seller.

(4) *Buyer* means the entity that receives emission credits as a result of a trade.

(5) *Reserved emission credits* means emission credits you have generated that we have not yet verified by reviewing your final report.

(6) *Seller* means the entity that provides emission credits during a trade.

(7) *Standard* means the emission standard that applies under subpart B of this part for engines not participating in the ABT program of this subpart.

(8) *Trade* means to exchange emission credits, either as a buyer or seller.

(d) You may not use emission credits generated under this subpart to offset any emissions that exceed an FEL or standard. This applies for all testing, including certification testing, in-use testing, selective enforcement audits, and other production-line testing. However, if emissions from an engine exceed an FEL or standard (for example, during a selective enforcement audit), you may use emission credits to recertify the engine family with a higher FEL that applies only to future production.

(e) Engine families that use emission credits for one or more pollutants may not generate positive emission credits for another pollutant.

(f) Emission credits may be used in the model year they are generated or in future model years. Emission credits may not be used for past model years.

(g) You may increase or decrease an FEL during the model year by amending your application for certification under § 1039.225. The new FEL may apply only to engines you have not already introduced into commerce. Each engine's emission control information label must include the applicable FELs.

§ 1039.705 How do I generate and calculate emission credits?

The provisions of this section apply separately for calculating emission credits for NO_x, NO_x+NMHC, or PM.

(a) Calculate positive emission credits for an engine family that has an FEL below the otherwise applicable standard. Calculate negative emission credits for an engine family that has an FEL above the otherwise applicable standard.

(b) For each participating engine family, calculate positive or negative emission credits relative to the otherwise applicable emission standard. Round calculated emission credits to the nearest kilogram (kg), using consistent units throughout the following equation:

$$\text{Emission credits (kg)} = (\text{Std} - \text{FEL}) \times (\text{Volume}) \times (\text{AvgPR}) \times (\text{UL}) \times (10^{-3})$$

Where:

Std = the emission standard, in grams per kilowatt-hour, that applies under subpart B of this part for engines not participating in the ABT program of this subpart (the "otherwise applicable standard").

FEL = the family emission limit for the engine family, in grams per kilowatt-hour.

Volume = the number of engines eligible to participate in the averaging, banking, and trading program within the given engine family during the model year, as described in paragraph (c) of this section.

AvgPR = the average maximum engine power of all the engine configurations within an engine family, calculated on a sales-weighted basis, in kilowatts.

UL = the useful life for the given engine family, in hours.

(c) In your application for certification, base your showing of compliance on projected production volumes for engines whose point of first retail sale is in the United States. As described in § 1039.730, compliance with the requirements of this subpart is determined at the end of the model year based on actual production volumes for engines whose point of first retail sale is in the United States. Do not include any of the following engines to calculate emission credits:

(1) Engines exempted under subpart G of this part or under 40 CFR part 1068.

(2) Exported engines.

(3) Engines not subject to the requirements of this part, such as those excluded under § 1039.5.

(4) [Reserved]

(5) Any other engines, where we indicate elsewhere in this part 1039 that they are not to be included in the calculations of this subpart.

§ 1039.710 How do I average emission credits?

(a) Averaging is the exchange of emission credits among your engine families. You may average emission credits only within the same averaging set.

(b) You may certify one or more engine families to an FEL above the applicable standard, subject to the FEL caps and other provisions in subpart B of this part, if you show in your application for certification that your projected balance of all emission-credit transactions in that model year is greater than or equal to zero.

(c) If you certify an engine family to an FEL that exceeds the otherwise applicable standard, you must obtain enough emission credits to offset the engine family's deficit by the due date for the final report required in § 1039.730. The emission credits used to address the deficit may come from your other engine families that generate

emission credits in the same model year, from emission credits you have banked, or from emission credits you obtain through trading.

§ 1039.715 How do I bank emission credits?

(a) Banking is the retention of emission credits by the manufacturer generating the emission credits for use in averaging or trading in future model years. You may use banked emission credits only within the averaging set in which they were generated.

(b) In your application for certification, designate any emission credits you intend to bank. These emission credits will be considered reserved credits. During the model year and before the due date for the final report, you may redesignate these emission credits for averaging or trading.

(c) You may use banked emission credits from the previous model year for averaging or trading before we verify them, but we may revoke these emission credits if we are unable to verify them after reviewing your reports or auditing your records.

(d) Reserved credits become actual emission credits only when we verify them in reviewing your final report.

§ 1039.720 How do I trade emission credits?

(a) Trading is the exchange of emission credits between manufacturers. You may use traded emission credits for averaging, banking, or further trading transactions. Traded emission credits may be used only within the averaging set in which they were generated.

(b) You may trade actual emission credits as described in this subpart. You may also trade reserved emission credits, but we may revoke these emission credits based on our review of your records or reports or those of the company with which you traded emission credits.

(c) If a negative emission credit balance results from a transaction, both the buyer and seller are liable, except in cases we deem to involve fraud. See § 1039.255(e) for cases involving fraud. We may void the certificates of all engine families participating in a trade that results in a manufacturer having a negative balance of emission credits. See § 1039.745.

§ 1039.725 What must I include in my application for certification?

(a) You must declare in your application for certification your intent to use the provisions of this subpart for each engine family that will be certified using the ABT program. You must also

declare the FELs you select for the engine family for each pollutant for which you are using the ABT program. Your FELs must comply with the specifications of subpart B of this part, including the FEL caps. FELs must be expressed to the same number of decimal places as the applicable standards.

(b) Include the following in your application for certification:

(1) A statement that, to the best of your belief, you will not have a negative balance of emission credits for any averaging set when all emission credits are calculated at the end of the year.

(2) Detailed calculations of projected emission credits (positive or negative) based on projected production volumes. If your engine family will generate positive emission credits, state specifically where the emission credits will be applied (for example, to which engine family they will be applied in averaging, whether they will be traded, or whether they will be reserved for banking). If you have projected negative emission credits for an engine family, state the source of positive emission credits to offset the negative emission credits. Describe whether the emission credits are actual or reserved and whether they will come from averaging, banking, trading, or a combination of these. Identify from which of your engine families or from which manufacturer the emission credits will come.

§ 1039.730 What ABT reports must I send to EPA?

(a) If any of your engine families are certified using the ABT provisions of this subpart, you must send an end-of-year report within 90 days after the end of the model year and a final report within 270 days after the end of the model year. We may waive the requirement to send the end-of year report, as long as you send the final report on time.

(b) Your end-of-year and final reports must include the following information for each engine family participating in the ABT program:

(1) Engine-family designation.

(2) The emission standards that would otherwise apply to the engine family.

(3) The FEL for each pollutant. If you changed an FEL during the model year, identify each FEL you used and calculate the positive or negative emission credits under each FEL. Also, describe how the applicable FEL can be identified for each engine you produced. For example, you might keep a list of engine identification numbers that correspond with certain FEL values.

(4) The projected and actual production volumes for the model year with a point of retail sale in the United States. If you changed an FEL during the model year, identify the actual production volume associated with each FEL.

(5) Maximum engine power for each engine configuration, and the sales-weighted average engine power for the engine family.

(6) Useful life.

(7) Calculated positive or negative emission credits for the whole engine family. Identify any emission credits that you traded, as described in paragraph (d)(1) of this section.

(c) Your end-of-year and final reports must include the following additional information:

(1) Show that your net balance of emission credits from all your engine families in each averaging set in the applicable model year is not negative.

(2) State whether you will reserve any emission credits for banking.

(3) State that the report's contents are accurate.

(d) If you trade emission credits, you must send us a report within 90 days after the transaction, as follows:

(1) As the seller, you must include the following information in your report:

(i) The corporate names of the buyer and any brokers.

(ii) A copy of any contracts related to the trade.

(iii) The engine families that generated emission credits for the trade, including the number of emission credits from each family.

(2) As the buyer, you must include the following information in your report:

(i) The corporate names of the seller and any brokers.

(ii) A copy of any contracts related to the trade.

(iii) How you intend to use the emission credits, including the number of emission credits you intend to apply to each engine family (if known).

(e) Send your reports electronically to the Designated Compliance Officer using an approved information format. If you want to use a different format, send us a written request with justification for a waiver.

(f) Correct errors in your end-of-year report or final report as follows:

(1) You may correct any errors in your end-of-year report when you prepare the final report, as long as you send us the final report by the time it is due.

(2) If you or we determine within 270 days after the end of the model year that errors mistakenly decrease your balance of emission credits, you may correct the errors and recalculate the balance of emission credits. You may not make these corrections for errors that are determined more than 270 days after the end of the model year. If you report a negative balance of emission credits, we may disallow corrections under this paragraph (f)(2).

(3) If you or we determine anytime that errors mistakenly increase your balance of emission credits, you must correct the errors and recalculate the balance of emission credits.

§ 1039.735 What records must I keep?

(a) You must organize and maintain your records as described in this

section. We may review your records at any time.

(b) Keep the records required by this section for eight years after the due date for the end-of-year report. You may use any appropriate storage formats or media, including paper, microfilm, or computer diskettes.

(c) Keep a copy of the reports we require in § 1039.725 and § 1039.730.

(d) Keep the following additional records for each engine you produce that generates or uses emission credits under the ABT program:

(1) Engine family designation.

(2) Engine identification number.

(3) FEL and useful life.

(4) Maximum engine power.

(5) Build date and assembly plant.

(6) Purchaser and destination.

(e) We may require you to keep additional records or to send us relevant information not required by this section.

§ 1039.740 What restrictions apply for using emission credits?

The following restrictions apply for using emission credits:

(a) *Averaging sets.* Emission credits may be exchanged only within an averaging set. For Tier 4 engines, there are two averaging sets—one for engines at or below 560 kW and another for engines above 560 kW.

(b) *Emission credits from earlier tiers of standards.* (1) For purposes of ABT under this subpart, you may not use emission credits generated from engines subject to emission standards under 40 CFR part 89, except as specified in § 1039.102(d)(1) or the following table:

If the maximum power of the credit-generating engine is . . .	And it was certified to the following standards under 40 CFR part 89 . . .	Then you may use those banked credits for the following Tier 4 engines . . .
(i) kW < 19	Tier 2	kW < 19
(ii) 19 ≤ kW < 37	Tier 2	kW ≥ 19
(iii) 37 ≤ kW ≤ 560	Tier 3	kW ≥ 19
(iv) kW > 560	Tier 2	kW ≥ 19

(2) Emission credits generated from marine engines certified under the provisions of 40 CFR part 89 may not be used under this part.

(3) See 40 CFR part 89 for other restrictions that may apply for using emission credits generated under that part.

(c) *NO_x and NO_x+NMHC emission credits.* You may use NO_x emission credits without adjustment to show compliance with NO_x+NMHC standards. You may use NO_x+NMHC

emission credits to show compliance with NO_x standards, but you must adjust the NO_x+NMHC emission credits downward by twenty percent when you use them, as shown in the following equation:

$$\text{NO}_x \text{ emission credits} = (0.8) \times (\text{NO}_x + \text{NMHC emission credits}).$$

(d) *Other restrictions.* Other sections of this part specify additional restrictions for using emission credits under certain special provisions.

§ 1039.745 What can happen if I do not comply with the provisions of this subpart?

(a) For each engine family participating in the ABT program, the certificate of conformity is conditional upon full compliance with the provisions of this subpart during and after the model year. You are responsible to establish to our satisfaction that you fully comply with applicable requirements. We may void the certificate of conformity for an

engine family if you fail to comply with any provisions of this subpart.

(b) You may certify your engine family to an FEL above an applicable standard based on a projection that you will have enough emission credits to offset the deficit for the engine family. However, we may void the certificate of conformity if you cannot show in your final report that you have enough actual emission credits to offset a deficit for any pollutant in an engine family.

(c) We may void the certificate of conformity for an engine family if you fail to keep records, send reports, or give us information we request.

(d) You may ask for a hearing if we void your certificate under this section (see § 1039.820).

Subpart I—Definitions and Other Reference Information

§ 1039.801 What definitions apply to this part?

The following definitions apply to this part. The definitions apply to all subparts unless we note otherwise. All undefined terms have the meaning the Act gives to them. The definitions follow:

Act means the Clean Air Act, as amended, 42 U.S.C. 7401–7671q.

Adjustable parameter means any device, system, or element of design that someone can adjust (including those which are difficult to access) and that, if adjusted, may affect emissions or engine performance during emission testing or normal in-use operation. This includes, but is not limited to, parameters related to injection timing and fueling rate. You may ask us to exclude a parameter that is difficult to access if it cannot be adjusted to affect emissions without significantly degrading engine performance, or if you otherwise show us that it will not be adjusted in a way that affects emissions during in-use operation.

Aftertreatment means relating to a catalytic converter, particulate filter, or any other system, component, or technology mounted downstream of the exhaust valve (or exhaust port) whose design function is to reduce emissions in the engine exhaust before it is exhausted to the environment. Exhaust-gas recirculation (EGR) is not aftertreatment.

Aircraft means any vehicle capable of sustained air travel above treetop heights.

Auxiliary emission-control device means any element of design that senses temperature, motive speed, engine RPM, transmission gear, or any other parameter for the purpose of activating, modulating, delaying, or deactivating

the operation of any part of the emission-control system.

Brake power means the usable power output of the engine, not including power required to fuel, lubricate, heat, or cool the engine or to operate aftertreatment devices.

Calibration means the set of specifications and tolerances specific to a particular design, version, or application of a component or assembly capable of functionally describing its operation over its working range.

Certification means obtaining a certificate of conformity for an engine family that complies with the emission standards and requirements in this part.

Certified emission level means the highest deteriorated emission level in an engine family for a given pollutant from either transient or steady-state testing.

Compression-ignition means relating to a type of reciprocating, internal-combustion engine that is not a spark-ignition engine.

Constant-speed engine means an engine whose certification is limited to constant-speed operation. Engines whose constant-speed governor function is removed or disabled are no longer constant-speed engines.

Constant-speed operation means engine operation with a governor that controls engine speed to a reference speed. There are two kinds of constant-speed governors. An isochronous governor changes reference speed temporarily during a load change, then returns it to the original reference speed after the engine stabilizes. Isochronous governors typically allow speed changes up to 1.0 percent. A speed-droop governor has a fixed reference speed at zero load and allows the reference speed to decrease as load increases. With speed-droop governors, speed typically decreases 3 to 10 percent below the reference speed at zero load, such that the minimum reference speed occurs near the engine's point of maximum power.

Crankcase emissions means airborne substances emitted to the atmosphere from any part of the engine crankcase's ventilation or lubrication systems. The crankcase is the housing for the crankshaft and other related internal parts.

Critical emission-related component means any of the following components:

(1) Electronic control units, aftertreatment devices, fuel-metering components, EGR-system components, crankcase-ventilation valves, all components related to charge-air compression and cooling, and all sensors and actuators associated with any of these components.

(2) Any other component whose primary purpose is to reduce emissions.

Designated Compliance Officer means the Manager, Engine Programs Group (6405-J), U.S. Environmental Protection Agency, 1200 Pennsylvania Ave., NW., Washington, DC 20460.

Designated Enforcement Officer means the Director, Air Enforcement Division (2242A), U.S. Environmental Protection Agency, 1200 Pennsylvania Ave., NW., Washington, DC 20460.

Deteriorated emission level means the emission level that results from applying the appropriate deterioration factor to the official emission result of the emission-data engine.

Deterioration factor means the relationship between emissions at the end of useful life and emissions at the low-hour test point, expressed in one of the following ways:

(1) For multiplicative deterioration factors, the ratio of emissions at the end of useful life to emissions at the low-hour test point.

(2) For additive deterioration factors, the difference between emissions at the end of useful life and emissions at the low-hour test point.

Discrete-mode means relating to the discrete-mode type of steady-state test described in § 1039.505.

Emission-control system means any device, system, or element of design that controls or reduces the regulated emissions from an engine.

Emission-data engine means an engine that is tested for certification. This includes engines tested to establish deterioration factors.

Emission-related maintenance means maintenance that substantially affects emissions or is likely to substantially affect emission deterioration.

Engine configuration means a unique combination of engine hardware and calibration within an engine family. Engines within a single engine configuration differ only with respect to normal production variability.

Engine family has the meaning given in § 1039.230.

Engine manufacturer means the manufacturer of the engine. See the definition of “manufacturer” in this section.

Engine used in a locomotive means either an engine placed in the locomotive to move other equipment, freight, or passenger traffic; or an engine mounted on the locomotive to provide auxiliary power.

Equipment manufacturer means a manufacturer of nonroad equipment. All nonroad equipment manufacturing entities under the control of the same person are considered to be a single nonroad equipment manufacturer.

(Note: In § 1039.626, the term “equipment manufacturer” has a narrower meaning, which applies only to that section.)

Excluded means relating to an engine that either:

- (1) Has been determined not to be a nonroad engine, as specified in 40 CFR 1068.30; or
- (2) Is a nonroad engine that, according to § 1039.5, is not subject to this part 1039.

Exempted means relating to an engine that is not required to meet otherwise applicable standards. Exempted engines must conform to regulatory conditions specified for an exemption in this part 1039 or in 40 CFR part 1068. Exempted engines are deemed to be “subject to” the standards of this part, even though they are not required to comply with the otherwise applicable requirements. Engines exempted with respect to a certain tier of standards may be required to comply with an earlier tier of standards as a condition of the exemption; for example, engines exempted with respect to Tier 4 standards may be required to comply with Tier 3 standards.

Exhaust-gas recirculation means a technology that reduces emissions by routing exhaust gases that had been exhausted from the combustion chamber(s) back into the engine to be mixed with incoming air before or during combustion. The use of valve timing to increase the amount of residual exhaust gas in the combustion chamber(s) that is mixed with incoming air before or during combustion is not considered exhaust-gas recirculation for the purposes of this part.

Family emission limit (FEL) means an emission level declared by the manufacturer to serve in place of an otherwise applicable emission standard under the ABT program in subpart H of this part. The family emission limit must be expressed to the same number of decimal places as the emission standard it replaces. The family emission limit serves as the emission standard for the engine family with respect to all required testing.

Fuel system means all components involved in transporting, metering, and mixing the fuel from the fuel tank to the combustion chamber(s), including the fuel tank, fuel tank cap, fuel pump, fuel filters, fuel lines, carburetor or fuel-injection components, and all fuel-system vents.

Fuel type means a general category of fuels such as diesel fuel or natural gas. There can be multiple grades within a single fuel type, such as high-sulfur or low-sulfur diesel fuel.

Generator-set engine means an engine used primarily to operate an electrical generator or alternator to produce electric power for other applications.

Good engineering judgment means judgments made consistent with generally accepted scientific and engineering principles and all available relevant information. See 40 CFR 1068.5 for the administrative process we use to evaluate good engineering judgment.

High-sulfur diesel fuel means one of the following:

- (1) For in-use fuels, *high-sulfur diesel fuel* means a diesel fuel with a maximum sulfur concentration greater than 500 parts per million.
- (2) For testing, *high-sulfur diesel fuel* has the meaning we give in 40 CFR part 1065.

Hydrocarbon (HC) means the hydrocarbon group on which the emission standards are based for each fuel type. For alcohol-fueled engines, HC means total hydrocarbon equivalent (THCE). For all other engines, HC means nonmethane hydrocarbon (NMHC).

Identification number means a unique specification (for example, a model number/serial number combination) that allows someone to distinguish a particular engine from other similar engines.

Intermediate test speed has the meaning we give in 40 CFR 1065.515.

Low-hour means relating to an engine with stabilized emissions and represents the undeteriorated emission level. This would generally involve less than 300 hours of operation.

Low-sulfur diesel fuel means one of the following:

- (1) For in-use fuels, *low-sulfur diesel fuel* means a diesel fuel with a maximum sulfur concentration of 500 parts per million.
- (2) For testing, *low-sulfur diesel fuel* has the meaning we give in 40 CFR part 1065.

Manufacture means the physical and engineering process of designing, constructing, and assembling a nonroad engine or a piece of nonroad equipment.

Manufacturer has the meaning given in section 216(1) of the Act. In general, this term includes any person who manufactures an engine, vehicle, or piece of equipment for sale in the United States or otherwise introduces a new nonroad engine into commerce in the United States. This includes importers who import engines, equipment, or vehicles for resale. (Note: In § 1039.626, the term “equipment manufacturer” has a narrower meaning, which applies only to that section.)

Marine engine means a nonroad engine that someone installs or intends to install on a marine vessel. This does

not include portable auxiliary engines for which the fueling, cooling and exhaust systems are not integral parts of the vessel. There are two kinds of marine engines:

(1) *Propulsion marine engine* means a marine engine that moves a vessel through the water or directs the vessel's movement.

(2) *Auxiliary marine engine* means a marine engine not used for propulsion.

Marine vessel has the meaning given in 1 U.S.C. 3, which generally includes all nonroad equipment used as a means of transportation on water.

Maximum engine power has the meaning given in § 1039.140. Note that § 1039.230 generally disallows grouping engines from different power categories in the same engine family.

Maximum test speed has the meaning we give in 40 CFR 1065.515.

Maximum test torque has the meaning we give in 40 CFR 1065.1001.

Model year means one of the following things:

- (1) For freshly manufactured equipment and engines (see definition of “new nonroad engine,” paragraph (1)), model year means one of the following:

- (i) Calendar year.
- (ii) Your annual new model production period if it is different than the calendar year. This must include January 1 of the calendar year for which the model year is named. It may not begin before January 2 of the previous calendar year and it must end by December 31 of the named calendar year.

- (2) For an engine that is converted to a nonroad engine after being placed into service as a motor-vehicle engine or a stationary engine, model year means the calendar year in which the engine was originally produced (see definition of “new nonroad engine,” paragraph (2)).

- (3) For a nonroad engine excluded under § 1039.5 that is later converted to operate in an application that is not excluded, model year means the calendar year in which the engine was originally produced (see definition of “new nonroad engine,” paragraph (3)).

- (4) For engines that are not freshly manufactured but are installed in new nonroad equipment, model year means the calendar year in which the engine is installed in the new nonroad equipment (see definition of “new nonroad engine,” paragraph (4)).

- (5) For imported engines:

- (i) For imported engines described in paragraph (5)(i) of the definition of “new nonroad engine,” model year has the meaning given in paragraphs (1) through (4) of this definition.

- (ii) For imported engines described in paragraph (5)(ii) of the definition of

“new nonroad engine,” *model year* has the meaning given in 40 CFR 89.602 for independent commercial importers.

Motor vehicle has the meaning we give in 40 CFR 85.1703(a). In general, *motor vehicle* means any vehicle that EPA deems to be capable of safe and practical use on streets or highways.

New nonroad engine means any of the following things:

(1) A freshly manufactured nonroad engine for which the ultimate purchaser has never received the equitable or legal title. This kind of engine might commonly be thought of as “brand new.” In the case of this paragraph (1), the engine becomes new when it is fully assembled for the first time. The engine is no longer new when the ultimate purchaser receives the title or the product is placed into service, whichever comes first.

(2) An engine originally manufactured as a motor-vehicle engine or a stationary engine that is later intended to be used in a piece of nonroad equipment. In this case, the engine is no longer a motor-vehicle or stationary engine and becomes a “new nonroad engine”. The engine is no longer new when it is placed into nonroad service.

(3) A nonroad engine that has been previously placed into service in an application we exclude under § 1039.5, where that engine is installed in a piece of equipment that is covered by this part 1039. The engine is no longer new when it is placed into nonroad service covered by this part 1039. For example, this would apply to a marine diesel engine that is no longer used in a marine vessel.

(4) An engine not covered by paragraphs (1) through (3) of this definition that is intended to be installed in new nonroad equipment. The engine is no longer new when the ultimate purchaser receives a title for the equipment or the product is placed into service, whichever comes first. This generally includes installation of used engines in new equipment.

(5) An imported nonroad engine, subject to the following provisions:

(i) An imported nonroad engine covered by a certificate of conformity issued under this part that meets the criteria of one or more of paragraphs (1) through (4) of this definition, where the original engine manufacturer holds the certificate, is new as defined by those applicable paragraphs.

(ii) An imported nonroad engine covered by a certificate of conformity issued under this part, where someone other than the original engine manufacturer holds the certificate (such as when the engine is modified after its initial assembly), becomes new when it

is imported. It is no longer new when the ultimate purchaser receives a title for the engine or it is placed into service, whichever comes first.

(iii) An imported nonroad engine that is not covered by a certificate of conformity issued under this part at the time of importation is new, but only if it was produced on or after the dates shown in the following table. This addresses uncertified engines and equipment initially placed into service that someone seeks to import into the United States. Importation of this kind of new nonroad engine (or equipment containing such an engine) is generally prohibited by 40 CFR part 1068.

APPLICABILITY OF EMISSION STANDARDS FOR NONROAD DIESEL ENGINES

Maximum engine power	Initial date of emission standards
kW < 19	January 1, 2000.
19 ≤ kW < 37	January 1, 1999.
37 ≤ kW < 75	January 1, 1998.
75 ≤ kW < 130	January 1, 1997.
130 ≤ kW ≤ 560	January 1, 1996.
kW > 560	January 1, 2000.

New nonroad equipment means either of the following things:

(1) A nonroad piece of equipment for which the ultimate purchaser has never received the equitable or legal title. The product is no longer new when the ultimate purchaser receives this title or the product is placed into service, whichever comes first.

(2) An imported nonroad piece of equipment with an engine not covered by a certificate of conformity issued under this part at the time of importation and manufactured after the requirements of this part start to apply (see § 1039.1).

Noncommercial fuel means a combustible product that is not marketed as a commercial fuel, but is used as a fuel for nonroad engines. For example, this includes methane that is produced and released from landfills or oil wells, or similar unprocessed fuels that are not intended to meet any otherwise applicable fuel specifications. See § 1039.615 for provisions related to engines designed to burn noncommercial fuels.

Noncompliant engine means an engine that was originally covered by a certificate of conformity, but is not in the certified configuration or otherwise does not comply with the conditions of the certificate.

Nonconforming engine means an engine not covered by a certificate of conformity that would otherwise be subject to emission standards.

Nonmethane hydrocarbon means the difference between the emitted mass of total hydrocarbons and the emitted mass of methane.

Nonroad means relating to nonroad engines or equipment that includes nonroad engines.

Nonroad engine has the meaning we give in 40 CFR 1068.30. In general this means all internal-combustion engines except motor vehicle engines, stationary engines, engines used solely for competition, or engines used in aircraft. This part does not apply to all nonroad engines (see § 1039.5).

Nonroad equipment means a piece of equipment that is powered by one or more nonroad engines.

Official emission result means the measured emission rate for an emission-data engine on a given duty cycle before the application of any deterioration factor, but after the applicability of regeneration adjustment factors.

Opacity means the fraction of a beam of light, expressed in percent, which fails to penetrate a plume of smoke, as measured by the procedure specified in § 1039.501.

Oxides of nitrogen has the meaning we give in 40 CFR part 1065.

Particulate trap means a filtering device that is designed to physically trap all particulate matter above a certain size.

Piece of equipment means any vehicle, vessel, or other type of equipment using engines to which this part applies.

Placed into service means put into initial use for its intended purpose.

Point of first retail sale means the location at which the initial retail sale occurs. This generally means an equipment dealership, but may also include an engine seller or distributor in cases where loose engines are sold to the general public for uses such as replacement engines.

Power category means a specific range of maximum engine power that defines the applicability of standards. For example, references to the 56–130 kW power category and 56 ≤ kW < 130 include all engines with maximum engine power at or above 56 kW but below 130 kW. Also references to 56–560 kW power categories or 56 ≤ kW ≤ 560 include all engines with maximum engine power at or above 56 kW but at or below 560 kW, even though these engines span multiple power categories. Note that in some cases, FEL caps are based on a subset of a power category. The power categories are defined as follows:

(1) Engines with maximum power below 19 kW.

(2) Engines with maximum power at or above 19 kW but below 56 kW.

(3) Engines with maximum power at or above 56 kW but below 130 kW.

(4) Engines with maximum power at or above 130 kW but at or below 560 kW.

(5) Engines with maximum power above 560 kW.

Ramped-modal means relating to the ramped-modal type of steady-state test described in § 1039.505.

Rated speed means the maximum full-load governed speed for governed engines and the speed of maximum power for ungoverned engines.

Revoke means to terminate the certificate or an exemption for an engine family. If we revoke a certificate or exemption, you must apply for a new certificate or exemption before continuing to introduce the affected engines into commerce. This does not apply to engines you no longer possess.

Round means to round numbers according to NIST Special Publication 811 (incorporated by reference in § 1039.810), unless otherwise specified.

Scheduled maintenance means adjusting, repairing, removing, disassembling, cleaning, or replacing components or systems periodically to keep a part or system from failing, malfunctioning, or wearing prematurely. It also may mean actions you expect are necessary to correct an overt indication of failure or malfunction for which periodic maintenance is not appropriate.

Small-volume engine manufacturer means a small business engine manufacturer that had engine families certified to meet the requirements of 40 CFR part 89 before 2003 (40 CFR part 89, revised as of July 1, 2002), had annual U.S.-directed production of no more than 2,500 units in 2002 and all earlier calendar years, and has 1000 or fewer employees. For manufacturers owned by a parent company, the production limit applies to the production of the parent company and all its subsidiaries and the employee limit applies to the total number of employees of the parent company and all its subsidiaries.

Spark-ignition means relating to a gasoline-fueled engine or any other type of engine with a spark plug (or other sparking device) and with operating characteristics significantly similar to the theoretical Otto combustion cycle. Spark-ignition engines usually use a throttle to regulate intake air flow to control power during normal operation.

Steady-state means relating to emission tests in which engine speed and load are held at a finite set of essentially constant values. Steady-state

tests are either discrete-mode tests or ramped-modal tests.

Sulfur-sensitive technology means an emission-control technology that experiences a significant drop in emission-control performance or emission-system durability when an engine is operated on low-sulfur fuel (i.e., fuel with a sulfur concentration of 300 to 500 ppm) as compared to when it is operated on ultra low-sulfur fuel (i.e., fuel with a sulfur concentration less than 15 ppm). Exhaust-gas recirculation is not a sulfur-sensitive technology.

Suspend means to temporarily discontinue the certificate or an exemption for an engine family. If we suspend a certificate, you may not introduce into commerce engines from that engine family unless we reinstate the certificate or approve a new one. If we suspend an exemption, you may not introduce into commerce engines that were previously covered by the exemption unless we reinstate the exemption.

Test engine means an engine in a test sample.

Test sample means the collection of engines selected from the population of an engine family for emission testing. This may include testing for certification, production-line testing, or in-use testing.

Tier 1 means relating to the Tier 1 emission standards, as shown in 40 CFR 89.112.

Tier 2 means relating to the Tier 2 emission standards, as shown in 40 CFR 89.112.

Tier 3 means relating to the Tier 3 emission standards, as shown in 40 CFR 89.112.

Tier 4 means relating to the Tier 4 emission standards, as shown in § 1039.101 and § 1039.102. This includes the emission standards that are shown in § 1039.101 and § 1039.102 that are unchanged from Tier 2 or Tier 3 emission standards.

Total hydrocarbon means the combined mass of organic compounds measured by the specified procedure for measuring total hydrocarbon, expressed as a hydrocarbon with a hydrogen-to-carbon mass ratio of 1.85:1.

Total hydrocarbon equivalent means the sum of the carbon mass contributions of non-oxygenated hydrocarbons, alcohols and aldehydes, or other organic compounds that are measured separately as contained in a gas sample, expressed as exhaust hydrocarbon from petroleum-fueled engines. The hydrogen-to-carbon ratio of the equivalent hydrocarbon is 1.85:1.

Ultimate purchaser means, with respect to any new nonroad equipment

or new nonroad engine, the first person who in good faith purchases such new nonroad equipment or new nonroad engine for purposes other than resale.

Ultra low-sulfur diesel fuel means one of the following:

(1) For in-use fuels, *ultra low-sulfur diesel fuel* means a diesel fuel with a maximum sulfur concentration of 15 parts per million.

(2) For testing, *ultra low-sulfur diesel fuel* has the meaning we give in 40 CFR part 1065.

United States means the States, the District of Columbia, the Commonwealth of Puerto Rico, the Commonwealth of the Northern Mariana Islands, Guam, American Samoa, and the U.S. Virgin Islands.

Upcoming model year means for an engine family the model year after the one currently in production.

U.S.-directed production volume means the number of engine units, subject to the requirements of this part, produced by a manufacturer for which the manufacturer has a reasonable assurance that sale was or will be made to ultimate purchasers in the United States.

Useful life means the period during which the engine is designed to properly function in terms of reliability and fuel consumption, without being remanufactured, specified as a number of hours of operation or calendar years, whichever comes first. It is the period during which a new nonroad engine is required to comply with all applicable emission standards. See § 1039.101(g).

Variable-speed engine means an engine that is not a constant-speed engine.

Void means to invalidate a certificate or an exemption *ab initio*. If we void a certificate, all the engines introduced into commerce under that engine family for that model year are considered noncompliant, and you are liable for each engine introduced into commerce under the certificate and may face civil or criminal penalties or both. This applies equally to all engines in the engine family, including engines introduced into commerce before we voided the certificate. If we void an exemption, all the engines introduced into commerce under that exemption are considered uncertified (or nonconforming), and you are liable for each engine introduced into commerce under the exemption and may face civil or criminal penalties or both. You may not introduce into commerce any additional engines using the voided exemption.

Volatile liquid fuel means any fuel other than diesel or biodiesel that is a liquid at atmospheric pressure and has

a Reid Vapor Pressure higher than 2.0 pounds per square inch.

We (us, our) means the Administrator of the Environmental Protection Agency and any authorized representatives.

§ 1039.805 What symbols, acronyms, and abbreviations does this part use?

The following symbols, acronyms, and abbreviations apply to this part:

CFR Code of Federal Regulations.
CO carbon monoxide.
CO₂ carbon dioxide.
EPA Environmental Protection Agency.
FEL Family Emission Limit.
g/kW-hr grams per kilowatt-hour.
HC hydrocarbon.
kW kilowatts.
NIST National Institute of Standards and Technology.
NMHC nonmethane hydrocarbons.
NO_x oxides of nitrogen (NO and NO₂).
NTE not-to-exceed
PM particulate matter.
rpm revolutions per minute.
SAE Society of Automotive Engineers.
SEA Selective enforcement audit.
THC total hydrocarbon.
THCE total hydrocarbon equivalent.
TRU transportation refrigeration unit.
U.S.C. United States Code.

§ 1039.810 What materials does this part reference?

Documents listed in this section have been incorporated by reference into this part. The Director of the Federal Register approved the incorporation by reference as prescribed in 5 U.S.C. 552(a) and 1 CFR part 51. Anyone may inspect copies at the U.S. EPA, Air and Radiation Docket and Information Center, 1301 Constitution Ave., NW., Room B102, EPA West Building, Washington, DC 20460 or at the National Archives and Records Administration (NARA). For information on the availability of this material at NARA, call 202-741-6030, or go to: http://www.archives.gov/federal_register/code_of_federal_regulations/ibr_locations.html.

(a) *NIST material.* Table 1 of this section lists material from the National Institute of Standards and Technology that we have incorporated by reference. The first column lists the number and name of the material. The second column lists the sections of this part where we reference it. Anyone may purchase copies of these materials from the Government Printing Office, Washington, DC 20402 or download them from the Internet at <http://physics.nist.gov/Pubs/SP811/>. Table 1 follows:

TABLE 1 OF § 1039.810.—NIST MATERIALS

Document number and name	Part 1039 reference
NIST Special Publication 811, Guide for the Use of the International System of Units (SI), 1995 Edition	1039.801

(b) *SAE material.* Table 2 of this section lists material from the Society of Automotive Engineering that we have incorporated by reference. The first column lists the number and name of the material. The second column lists the sections of this part where we reference it. Anyone may purchase copies of these materials from the Society of Automotive Engineers, 400 Commonwealth Drive, Warrendale, PA 15096. Table 2 follows:

TABLE 2 OF § 1039.810.—SAE MATERIALS

Document number and name	Part 1039 reference
SAE J1930, Electrical/Electronic Systems Diagnostic Terms, Definitions, Abbreviations, and Acronyms, revised May 1998	1039.135

§ 1039.815 What provisions apply to confidential information?

(a) Clearly show what you consider confidential by marking, circling, bracketing, stamping, or some other method.

(b) We will store your confidential information as described in 40 CFR part 2. Also, we will disclose it only as specified in 40 CFR part 2. This applies both to any information you send us and to any information we collect from inspections, audits, or other site visits.

(c) If you send us a second copy without the confidential information, we will assume it contains nothing confidential whenever we need to release information from it.

(d) If you send us information without claiming it is confidential, we may make it available to the public without further notice to you, as described in 40 CFR 2.204.

§ 1039.820 How do I request a hearing?

(a) You may request a hearing under certain circumstances, as described elsewhere in this part. To do this, you must file a written request, including a description of your objection and any supporting data, within 30 days after we make a decision.

(b) For a hearing you request under the provisions of this part, we will approve your request if we find that your request raises a substantial factual issue.

(c) If we agree to hold a hearing, we will use the procedures specified in 40 CFR part 1068, subpart G.

Appendix I to Part 1039—[Reserved]

Appendix II to Part 1039—Steady-State Duty Cycles for Constant-Speed Engines

(a) The following duty cycle applies for discrete-mode testing of constant-speed engines:

D2 mode number	Engine speed ¹	Torque (percent) ²	Weighting factors
1	Maximum test speed	100	0.05
2	Maximum test speed	75	0.25
3	Maximum test speed	50	0.30
4	Maximum test speed	25	0.30
5	Maximum test speed	10	0.10

¹ Maximum test speed is defined in 40 CFR part 1065.

² Except as noted in § 1039.505, the percent torque is relative to maximum test torque.

(b) The following duty cycle applies for ramped-modal testing of constant-speed engines:

RMC mode	Time in mode (seconds)	Engine speed	Torque (percent) ^{1 2}
1a Steady-state	53	Engine Governed	100.
1b Transition	20	Engine Governed	Linear transition.
2a Steady-state	101	Engine Governed	10.
2b Transition	20	Engine Governed	Linear transition.
3a Steady-state	277	Engine Governed	75.
3b Transition	20	Engine Governed	Linear transition.
4a Steady-state	339	Engine Governed	25.
4b Transition	20	Engine Governed	Linear transition.
5 Steady-state	350	Engine Governed	50.

¹ The percent torque is relative to maximum test torque.

² Advance from one mode to the next within a 20-second transition phase. During the transition phase, command a linear progression from the torque setting of the current mode to the torque setting of the next mode.

**Appendix III to Part 1039—Steady-State
Duty Cycles for Variable-Speed Engines With
Maximum Power Below 19 kW**

(a) The following duty cycle applies for discrete-mode testing of variable-speed engines with maximum power below 19 kW:

G2 mode number	Engine speed ¹	Observed torque (percent) ²	Weighting factors
1	Maximum test speed	100	0.09
2	Maximum test speed	75	0.20
3	Maximum test speed	50	0.29
4	Maximum test speed	25	0.30
5	Maximum test speed	10	0.07
6	Idle	0	0.05

¹ Speed terms are defined in 40 CFR part 1065.

² The percent torque is relative to the maximum torque at the commanded test speed.

(b) The following duty cycle applies for ramped-modal testing of variable-speed engines with maximum power below 19 kW:

RMC mode	Time in mode (seconds)	Engine speed ^{1 3}	Torque (percent) ^{2 3}
1a Steady-state	41	Warm Idle	0.
1b Transition	20	Linear transition	Linear transition.
2a Steady-state	135	Maximum Test Speed	100.
2b Transition	20	Maximum Test Speed	Linear transition.
3a Steady-state	112	Maximum Test Speed	10.
3b Transition	20	Maximum Test Speed	Linear transition.
4a Steady-state	337	Maximum Test Speed	75.
4b Transition	20	Maximum Test Speed	Linear transition.
5a Steady-state	518	Maximum Test Speed	25.
5b Transition	20	Maximum Test Speed	Linear transition.
6a Steady-state	494	Maximum Test Speed	50.
6b Transition	20	Linear transition	Linear transition.
7 Steady-state	43	Warm Idle	0.

¹ Speed terms are defined in 40 CFR part 1065.

² The percent torque is relative to the maximum torque at the commanded engine speed.

³ Advance from one mode to the next within a 20-second transition phase. During the transition phase, command a linear progression from the torque setting of the current mode to the torque setting of the next mode, and simultaneously command a similar linear progression for engine speed if there is a change in speed setting.

**Appendix IV to Part 1039—Steady-State
Duty Cycles for Variable-Speed Engines With
Maximum Power at or Above 19 kW**

(a) The following duty cycle applies for discrete-mode testing of variable-speed

engines with maximum power at or above 19 kW:

C1 mode number	Engine speed ¹	Observed torque (percent) ²	Weighting factors
1	Maximum test speed	100	0.15
2	Maximum test speed	75	0.15
3	Maximum test speed	50	0.15
4	Maximum test speed	10	0.10
5	Intermediate test speed	100	0.10
6	Intermediate test speed	75	0.10
7	Intermediate test speed	50	0.10
8	Idle	0	0.15

¹ Speed terms are defined in 40 CFR part 1065.

² The percent torque is relative to the maximum torque at the commanded test speed.

(b) The following duty cycle applies for engines with maximum power at or above 19 kW:
ramped-modal testing of variable-speed

RMC Mode	Time in mode (seconds)	Engine speed ^{1 3}	Torque (percent) ^{2 3}
1a Steady-state	126	Warm Idle	0.
1b Transition	20	Linear Transition ²	Linear Transition.
2a Steady-state	159	Intermediate Speed	100.
2b Transition	20	Intermediate Speed	Linear Transition.
3a Steady-state	160	Intermediate Speed	50.
3b Transition	20	Intermediate Speed	Linear Transition.
4a Steady-state	162	Intermediate Speed	75.
4b Transition	20	Linear Transition	Linear Transition.
5a Steady-state	246	Maximum Test Speed	100.
5b Transition	20	Maximum Test Speed	Linear Transition.
6a Steady-state	164	Maximum Test Speed	10.
6b Transition	20	Maximum Test Speed	Linear Transition.
7a Steady-state	248	Maximum Test Speed	75.
7b Transition	20	Maximum Test Speed	Linear Transition.
8a Steady-state	247	Maximum Test Speed	50.
8b Transition	20	Linear Transition	Linear Transition.
9 Steady-state	128	Warm Idle	0.

¹ Speed terms are defined in 40 CFR part 1065.

² The percent torque is relative to the maximum torque at the commanded engine speed.

³ Advance from one mode to the next within a 20-second transition phase. During the transition phase, command a linear progression from the torque setting of the current mode to the torque setting of the next mode, and simultaneously command a similar linear progression for engine speed if there is a change in speed setting.

Appendix V to Part 1039 [Reserved]

Appendix VI to Part 1039—Nonroad Compression-ignition Composite Transient Cycle

Time(s)	Normalized speed (percent)	Normalized torque (percent)	Time(s)	Normalized speed (percent)	Normalized torque (percent)
1	0	0	20	0	0
2	0	0	21	0	0
3	0	0	22	0	0
4	0	0	23	0	0
5	0	0	24	1	3
6	0	0	25	1	3
7	0	0	26	1	3
8	0	0	27	1	3
9	0	0	28	1	3
10	0	0	29	1	3
11	0	0	30	1	6
12	0	0	31	1	6
13	0	0	32	2	1
14	0	0	33	4	13
15	0	0	34	7	18
16	0	0	35	9	21
17	0	0	36	17	20
18	0	0	37	33	42
19	0	0	38	57	46
			39	44	33
			40	31	0
			41	22	27
			42	33	43
			43	80	49
			44	105	47
			45	98	70
			46	104	36
			47	104	65
			48	96	71
			49	101	62
			50	102	51
			51	102	50
			52	102	46
			53	102	41
			54	102	31
			55	89	2
			56	82	0
			57	47	1
			58	23	1
			59	1	3
			60	1	8
			61	1	3
			62	1	5
			63	1	6
			64	1	4
			65	1	4
			66	0	6
			67	1	4

Time(s)	Normalized speed (percent)	Normalized torque (percent)	Time(s)	Normalized speed (percent)	Normalized torque (percent)	Time(s)	Normalized speed (percent)	Normalized torque (percent)
68	9	21	140	104	44	212	18	29
69	25	56	141	103	44	213	14	51
70	64	26	142	104	33	214	13	11
71	60	31	143	102	27	215	12	9
72	63	20	144	103	26	216	15	33
73	62	24	145	79	53	217	20	25
74	64	8	146	51	37	218	25	17
75	58	44	147	24	23	219	31	29
76	65	10	148	13	33	220	36	66
77	65	12	149	19	55	221	66	40
78	68	23	150	45	30	222	50	13
79	69	30	151	34	7	223	16	24
80	71	30	152	14	4	224	26	50
81	74	15	153	8	16	225	64	23
82	71	23	154	15	6	226	81	20
83	73	20	155	39	47	227	83	11
84	73	21	156	39	4	228	79	23
85	73	19	157	35	26	229	76	31
86	70	33	158	27	38	230	68	24
87	70	34	159	43	40	231	59	33
88	65	47	160	14	23	232	59	3
89	66	47	161	10	10	233	25	7
90	64	53	162	15	33	234	21	10
91	65	45	163	35	72	235	20	19
92	66	38	164	60	39	236	4	10
93	67	49	165	55	31	237	5	7
94	69	39	166	47	30	238	4	5
95	69	39	167	16	7	239	4	6
96	66	42	168	0	6	240	4	6
97	71	29	169	0	8	241	4	5
98	75	29	170	0	8	242	7	5
99	72	23	171	0	2	243	16	28
100	74	22	172	2	17	244	28	25
101	75	24	173	10	28	245	52	53
102	73	30	174	28	31	246	50	8
103	74	24	175	33	30	247	26	40
104	77	6	176	36	0	248	48	29
105	76	12	177	19	10	249	54	39
106	74	39	178	1	18	250	60	42
107	72	30	179	0	16	251	48	18
108	75	22	180	1	3	252	54	51
109	78	64	181	1	4	253	88	90
110	102	34	182	1	5	254	103	84
111	103	28	183	1	6	255	103	85
112	103	28	184	1	5	256	102	84
113	103	19	185	1	3	257	58	66
114	103	32	186	1	4	258	64	97
115	104	25	187	1	4	259	56	80
116	103	38	188	1	6	260	51	67
117	103	39	189	8	18	261	52	96
118	103	34	190	20	51	262	63	62
119	102	44	191	49	19	263	71	6
120	103	38	192	41	13	264	33	16
121	102	43	193	31	16	265	47	45
122	103	34	194	28	21	266	43	56
123	102	41	195	21	17	267	42	27
124	103	44	196	31	21	268	42	64
125	103	37	197	21	8	269	75	74
126	103	27	198	0	14	270	68	96
127	104	13	199	0	12	271	86	61
128	104	30	200	3	8	272	66	0
129	104	19	201	3	22	273	37	0
130	103	28	202	12	20	274	45	37
131	104	40	203	14	20	275	68	96
132	104	32	204	16	17	276	80	97
133	101	63	205	20	18	277	92	96
134	102	54	206	27	34	278	90	97
135	102	52	207	32	33	279	82	96
136	102	51	208	41	31	280	94	81
137	103	40	209	43	31	281	90	85
138	104	34	210	37	33	282	96	65
139	102	36	211	26	18	283	70	96

Time(s)	Normalized speed (percent)	Normalized torque (percent)	Time(s)	Normalized speed (percent)	Normalized torque (percent)	Time(s)	Normalized speed (percent)	Normalized torque (percent)
284	55	95	356	72	49	428	76	57
285	70	96	357	56	27	429	76	72
286	79	96	358	29	0	430	85	72
287	81	71	359	18	13	431	84	60
288	71	60	360	25	11	432	83	72
289	92	65	361	28	24	433	83	72
290	82	63	362	34	53	434	86	72
291	61	47	363	65	83	435	89	72
292	52	37	364	80	44	436	86	72
293	24	0	365	77	46	437	87	72
294	20	7	366	76	50	438	88	72
295	39	48	367	45	52	439	88	71
296	39	54	368	61	98	440	87	72
297	63	58	369	61	69	441	85	71
298	53	31	370	63	49	442	88	72
299	51	24	371	32	0	443	88	72
300	48	40	372	10	8	444	84	72
301	39	0	373	17	7	445	83	73
302	35	18	374	16	13	446	77	73
303	36	16	375	11	6	447	74	73
304	29	17	376	9	5	448	76	72
305	28	21	377	9	12	449	46	77
306	31	15	378	12	46	450	78	62
307	31	10	379	15	30	451	79	35
308	43	19	380	26	28	452	82	38
309	49	63	381	13	9	453	81	41
310	78	61	382	16	21	454	79	37
311	78	46	383	24	4	455	78	35
312	66	65	384	36	43	456	78	38
313	78	97	385	65	85	457	78	46
314	84	63	386	78	66	458	75	49
315	57	26	387	63	39	459	73	50
316	36	22	388	32	34	460	79	58
317	20	34	389	46	55	461	79	71
318	19	8	390	47	42	462	83	44
319	9	10	391	42	39	463	53	48
320	5	5	392	27	0	464	40	48
321	7	11	393	14	5	465	51	75
322	15	15	394	14	14	466	75	72
323	12	9	395	24	54	467	89	67
324	13	27	396	60	90	468	93	60
325	15	28	397	53	66	469	89	73
326	16	28	398	70	48	470	86	73
327	16	31	399	77	93	471	81	73
328	15	20	400	79	67	472	78	73
329	17	0	401	46	65	473	78	73
330	20	34	402	69	98	474	76	73
331	21	25	403	80	97	475	79	73
332	20	0	404	74	97	476	82	73
333	23	25	405	75	98	477	86	73
334	30	58	406	56	61	478	88	72
335	63	96	407	42	0	479	92	71
336	83	60	408	36	32	480	97	54
337	61	0	409	34	43	481	73	43
338	26	0	410	68	83	482	36	64
339	29	44	411	102	48	483	63	31
340	68	97	412	62	0	484	78	1
341	80	97	413	41	39	485	69	27
342	88	97	414	71	86	486	67	28
343	99	88	415	91	52	487	72	9
344	102	86	416	89	55	488	71	9
345	100	82	417	89	56	489	78	36
346	74	79	418	88	58	490	81	56
347	57	79	419	78	69	491	75	53
348	76	97	420	98	39	492	60	45
349	84	97	421	64	61	493	50	37
350	86	97	422	90	34	494	66	41
351	81	98	423	88	38	495	51	61
352	83	83	424	97	62	496	68	47
353	65	96	425	100	53	497	29	42
354	93	72	426	81	58	498	24	73
355	63	60	427	74	51	499	64	71

Time(s)	Normalized speed (percent)	Normalized torque (percent)	Time(s)	Normalized speed (percent)	Normalized torque (percent)	Time(s)	Normalized speed (percent)	Normalized torque (percent)
500	90	71	572	83	57	644	79	72
501	100	61	573	86	52	645	78	70
502	94	73	574	85	51	646	80	70
503	84	73	575	70	39	647	82	71
504	79	73	576	50	5	648	84	71
505	75	72	577	38	36	649	83	71
506	78	73	578	30	71	650	83	73
507	80	73	579	75	53	651	81	70
508	81	73	580	84	40	652	80	71
509	81	73	581	85	42	653	78	71
510	83	73	582	86	49	654	76	70
511	85	73	583	86	57	655	76	70
512	84	73	584	89	68	656	76	71
513	85	73	585	99	61	657	79	71
514	86	73	586	77	29	658	78	71
515	85	73	587	81	72	659	81	70
516	85	73	588	89	69	660	83	72
517	85	72	589	49	56	661	84	71
518	85	73	590	79	70	662	86	71
519	83	73	591	104	59	663	87	71
520	79	73	592	103	54	664	92	72
521	78	73	593	102	56	665	91	72
522	81	73	594	102	56	666	90	71
523	82	72	595	103	61	667	90	71
524	94	56	596	102	64	668	91	71
525	66	48	597	103	60	669	90	70
526	35	71	598	93	72	670	90	72
527	51	44	599	86	73	671	91	71
528	60	23	600	76	73	672	90	71
529	64	10	601	59	49	673	90	71
530	63	14	602	46	22	674	92	72
531	70	37	603	40	65	675	93	69
532	76	45	604	72	31	676	90	70
533	78	18	605	72	27	677	93	72
534	76	51	606	67	44	678	91	70
535	75	33	607	68	37	679	89	71
536	81	17	608	67	42	680	91	71
537	76	45	609	68	50	681	90	71
538	76	30	610	77	43	682	90	71
539	80	14	611	58	4	683	92	71
540	71	18	612	22	37	684	91	71
541	71	14	613	57	69	685	93	71
542	71	11	614	68	38	686	93	68
543	65	2	615	73	2	687	98	68
544	31	26	616	40	14	688	98	67
545	24	72	617	42	38	689	100	69
546	64	70	618	64	69	690	99	68
547	77	62	619	64	74	691	100	71
548	80	68	620	67	73	692	99	68
549	83	53	621	65	73	693	100	69
550	83	50	622	68	73	694	102	72
551	83	50	623	65	49	695	101	69
552	85	43	624	81	0	696	100	69
553	86	45	625	37	25	697	102	71
554	89	35	626	24	69	698	102	71
555	82	61	627	68	71	699	102	69
556	87	50	628	70	71	700	102	71
557	85	55	629	76	70	701	102	68
558	89	49	630	71	72	702	100	69
559	87	70	631	73	69	703	102	70
560	91	39	632	76	70	704	102	68
561	72	3	633	77	72	705	102	70
562	43	25	634	77	72	706	102	72
563	30	60	635	77	72	707	102	68
564	40	45	636	77	70	708	102	69
565	37	32	637	76	71	709	100	68
566	37	32	638	76	71	710	102	71
567	43	70	639	77	71	711	101	64
568	70	54	640	77	71	712	102	69
569	77	47	641	78	70	713	102	69
570	79	66	642	77	70	714	101	69
571	85	53	643	77	71	715	102	64

Time(s)	Normalized speed (percent)	Normalized torque (percent)	Time(s)	Normalized speed (percent)	Normalized torque (percent)	Time(s)	Normalized speed (percent)	Normalized torque (percent)
716	102	69	788	105	66	860	49	8
717	102	68	789	105	62	861	51	7
718	102	70	790	105	66	862	51	20
719	102	69	791	89	41	863	78	52
720	102	70	792	52	5	864	80	38
721	102	70	793	48	5	865	81	33
722	102	62	794	48	7	866	83	29
723	104	38	795	48	5	867	83	22
724	104	15	796	48	6	868	83	16
725	102	24	797	48	4	869	83	12
726	102	45	798	52	6	870	83	9
727	102	47	799	51	5	871	83	8
728	104	40	800	51	6	872	83	7
729	101	52	801	51	6	873	83	6
730	103	32	802	52	5	874	83	6
731	102	50	803	52	5	875	83	6
732	103	30	804	57	44	876	83	6
733	103	44	805	98	90	877	83	6
734	102	40	806	105	94	878	59	4
735	103	43	807	105	100	879	50	5
736	103	41	808	105	98	880	51	5
737	102	46	809	105	95	881	51	5
738	103	39	810	105	96	882	51	5
739	102	41	811	105	92	883	50	5
740	103	41	812	104	97	884	50	5
741	102	38	813	100	85	885	50	5
742	103	39	814	94	74	886	50	5
743	102	46	815	87	62	887	50	5
744	104	46	816	81	50	888	51	5
745	103	49	817	81	46	889	51	5
746	102	45	818	80	39	890	51	5
747	103	42	819	80	32	891	63	50
748	103	46	820	81	28	892	81	34
749	103	38	821	80	26	893	81	25
750	102	48	822	80	23	894	81	29
751	103	35	823	80	23	895	81	23
752	102	48	824	80	20	896	80	24
753	103	49	825	81	19	897	81	24
754	102	48	826	80	18	898	81	28
755	102	46	827	81	17	899	81	27
756	103	47	828	80	20	900	81	22
757	102	49	829	81	24	901	81	19
758	102	42	830	81	21	902	81	17
759	102	52	831	80	26	903	81	17
760	102	57	832	80	24	904	81	17
761	102	55	833	80	23	905	81	15
762	102	61	834	80	22	906	80	15
763	102	61	835	81	21	907	80	28
764	102	58	836	81	24	908	81	22
765	103	58	837	81	24	909	81	24
766	102	59	838	81	22	910	81	19
767	102	54	839	81	22	911	81	21
768	102	63	840	81	21	912	81	20
769	102	61	841	81	31	913	83	26
770	103	55	842	81	27	914	80	63
771	102	60	843	80	26	915	80	59
772	102	72	844	80	26	916	83	100
773	103	56	845	81	25	917	81	73
774	102	55	846	80	21	918	83	53
775	102	67	847	81	20	919	80	76
776	103	56	848	83	21	920	81	61
777	84	42	849	83	15	921	80	50
778	48	7	850	83	12	922	81	37
779	48	6	851	83	9	923	82	49
780	48	6	852	83	8	924	83	37
781	48	7	853	83	7	925	83	25
782	48	6	854	83	6	926	83	17
783	48	7	855	83	6	927	83	13
784	67	21	856	83	6	928	83	10
785	105	59	857	83	6	929	83	8
786	105	96	858	83	6	930	83	7
787	105	74	859	76	5	931	83	7

Time(s)	Normalized speed (percent)	Normalized torque (percent)	Time(s)	Normalized speed (percent)	Normalized torque (percent)	Time(s)	Normalized speed (percent)	Normalized torque (percent)
932	83	6	1004	81	29	1076	103	11
933	83	6	1005	81	28	1077	103	19
934	83	6	1006	81	24	1078	103	7
935	71	5	1007	81	19	1079	103	13
936	49	24	1008	81	16	1080	103	10
937	69	64	1009	80	16	1081	102	13
938	81	50	1010	83	23	1082	101	29
939	81	43	1011	83	17	1083	102	25
940	81	42	1012	83	13	1084	102	20
941	81	31	1013	83	27	1085	96	60
942	81	30	1014	81	58	1086	99	38
943	81	35	1015	81	60	1087	102	24
944	81	28	1016	81	46	1088	100	31
945	81	27	1017	80	41	1089	100	28
946	80	27	1018	80	36	1090	98	3
947	81	31	1019	81	26	1091	102	26
948	81	41	1020	86	18	1092	95	64
949	81	41	1021	82	35	1093	102	23
950	81	37	1022	79	53	1094	102	25
951	81	43	1023	82	30	1095	98	42
952	81	34	1024	83	29	1096	93	68
953	81	31	1025	83	32	1097	101	25
954	81	26	1026	83	28	1098	95	64
955	81	23	1027	76	60	1099	101	35
956	81	27	1028	79	51	1100	94	59
957	81	38	1029	86	26	1101	97	37
958	81	40	1030	82	34	1102	97	60
959	81	39	1031	84	25	1103	93	98
960	81	27	1032	86	23	1104	98	53
961	81	33	1033	85	22	1105	103	13
962	80	28	1034	83	26	1106	103	11
963	81	34	1035	83	25	1107	103	11
964	83	72	1036	83	37	1108	103	13
965	81	49	1037	84	14	1109	103	10
966	81	51	1038	83	39	1110	103	10
967	80	55	1039	76	70	1111	103	11
968	81	48	1040	78	81	1112	103	10
969	81	36	1041	75	71	1113	103	10
970	81	39	1042	86	47	1114	102	18
971	81	38	1043	83	35	1115	102	31
972	80	41	1044	81	43	1116	101	24
973	81	30	1045	81	41	1117	102	19
974	81	23	1046	79	46	1118	103	10
975	81	19	1047	80	44	1119	102	12
976	81	25	1048	84	20	1120	99	56
977	81	29	1049	79	31	1121	96	59
978	83	47	1050	87	29	1122	74	28
979	81	90	1051	82	49	1123	66	62
980	81	75	1052	84	21	1124	74	29
981	80	60	1053	82	56	1125	64	74
982	81	48	1054	81	30	1126	69	40
983	81	41	1055	85	21	1127	76	2
984	81	30	1056	86	16	1128	72	29
985	80	24	1057	79	52	1129	66	65
986	81	20	1058	78	60	1130	54	69
987	81	21	1059	74	55	1131	69	56
988	81	29	1060	78	84	1132	69	40
989	81	29	1061	80	54	1133	73	54
990	81	27	1062	80	35	1134	63	92
991	81	23	1063	82	24	1135	61	67
992	81	25	1064	83	43	1136	72	42
993	81	26	1065	79	49	1137	78	2
994	81	22	1066	83	50	1138	76	34
995	81	20	1067	86	12	1139	67	80
996	81	17	1068	64	14	1140	70	67
997	81	23	1069	24	14	1141	53	70
998	83	65	1070	49	21	1142	72	65
999	81	54	1071	77	48	1143	60	57
1000	81	50	1072	103	11	1144	74	29
1001	81	41	1073	98	48	1145	69	31
1002	81	35	1074	101	34	1146	76	1
1003	81	37	1075	99	39	1147	74	22

Time(s)	Normalized speed (percent)	Normalized torque (percent)	Time(s)	Normalized speed (percent)	Normalized torque (percent)
1148	72	52	1220	0	0
1149	62	96	1221	0	0
1150	54	72	1222	0	0
1151	72	28	1223	0	0
1152	72	35	1224	0	0
1153	64	68	1225	0	0
1154	74	27	1226	0	0
1155	76	14	1227	0	0
1156	69	38	1228	0	0
1157	66	59	1229	0	0
1158	64	99	1230	0	0
1159	51	86	1231	0	0
1160	70	53	1232	0	0
1161	72	36	1233	0	0
1162	71	47	1234	0	0
1163	70	42	1235	0	0
1164	67	34	1236	0	0
1165	74	2	1237	0	0
1166	75	21	1238	0	0
1167	74	15			
1168	75	13			
1169	76	10			
1170	75	13			
1171	75	10			
1172	75	7			
1173	75	13			
1174	76	8			
1175	76	7			
1176	67	45			
1177	75	13			
1178	75	12			
1179	73	21			
1180	68	46			
1181	74	8			
1182	76	11			
1183	76	14			
1184	74	11			
1185	74	18			
1186	73	22			
1187	74	20			
1188	74	19			
1189	70	22			
1190	71	23			
1191	73	19			
1192	73	19			
1193	72	20			
1194	64	60			
1195	70	39			
1196	66	56			
1197	68	64			
1198	30	68			
1199	70	38			
1200	66	47			
1201	76	14			
1202	74	18			
1203	69	46			
1204	68	62			
1205	68	62			
1206	68	62			
1207	68	62			
1208	68	62			
1209	68	62			
1210	54	50			
1211	41	37			
1212	27	25			
1213	14	12			
1214	0	0			
1215	0	0			
1216	0	0			
1217	0	0			
1218	0	0			
1219	0	0			

PART 1048—CONTROL OF EMISSIONS FROM NEW, LARGE NONROAD SPARK-IGNITION ENGINES

■ 89. The authority citation for part 1048 continues to read as follows:

Authority: 42 U.S.C. 7401–7671(q).

■ 90. Section 1048.125 is amended by revising paragraph (a) introductory text and paragraph (d) to read as follows:

§ 1048.125 What maintenance instructions must I give to buyers?

(a) *Critical emission-related maintenance.* Critical emission-related maintenance includes any adjustment, cleaning, repair, or replacement of critical emission-related components. This may also include additional emission-related maintenance that you determine is critical if we approve it in advance. You may schedule critical emission-related maintenance on these components if you meet the following conditions:

(d) *Noncritical emission-related maintenance.* You may schedule any amount of emission-related inspection or maintenance that is not covered by paragraph (a) of this section, as long as you state in the owners manual that these steps are not necessary to keep the emission-related warranty valid. If operators fail to do this maintenance, this does not allow you to disqualify those engines from in-use testing or deny a warranty claim. Do not take these inspection or maintenance steps during service accumulation on your emission-data engines.

■ 91. Section 1048.801 is amended by adding a definition for “Critical emission-related component” in alphabetical order to read as follows:

§ 1048.801 What definitions apply to this part?

Critical emission-related component means any of the following components: (1) Electronic control units, aftertreatment devices, fuel-metering components, EGR-system components, crankcase-ventilation valves, all components related to charge-air compression and cooling, and all sensors and actuators associated with any of these components.

(2) Any other component whose primary purpose is to reduce emissions.

PART 1051—CONTROL OF EMISSIONS FROM RECREATIONAL ENGINES AND VEHICLES

■ 92. The authority citation for part 1051 continues to read as follows:

Authority: 42 U.S.C. 7401–7671(q).

■ 93. Section 1051.125 is amended by revising paragraph (a) introductory text and paragraph (d) to read as follows:

§ 1051.125 What maintenance instructions must I give to buyers?

(a) *Critical emission-related maintenance.* Critical emission-related maintenance includes any adjustment, cleaning, repair, or replacement of critical emission-related components. This may also include additional emission-related maintenance that you determine is critical if we approve it in advance. You may schedule critical emission-related maintenance on these components if you meet the following conditions:

(d) *Noncritical emission-related maintenance.* You may schedule any amount of emission-related inspection or maintenance that is not covered by paragraph (a) of this section, as long as you state in the owners manual that these steps are not necessary to keep the emission-related warranty valid. If operators fail to do this maintenance, this does not allow you to disqualify those engines from in-use testing or deny a warranty claim. Do not take these inspection or maintenance steps during service accumulation on your emission-data engines.

■ 94. Section 1051.801 is amended by adding a definition for “Critical emission-related component” in alphabetical order to read as follows:

§ 1051.801 What definitions apply to this part?

Critical emission-related component means any of the following components:

(1) Electronic control units, aftertreatment devices, fuel-metering components, EGR-system components, crankcase-ventilation valves, all components related to charge-air compression and cooling, and all sensors and actuators associated with any of these components.

(2) Any other component whose primary purpose is to reduce emissions.

* * * * *

PART 1065—TEST PROCEDURES AND EQUIPMENT

■ 95. The authority citation for part 1065 continues to read as follows:

Authority: 42 U.S.C. 7401–7671(g).

■ 96. Section 1065.1 is amended by revising paragraph (a) and removing and reserving paragraph (b)(6) to read as follows:

§ 1065.1 Applicability.

(a) This part describes the procedures that apply to testing that we require for the following engines or for equipment using the following engines:

(1) Large nonroad spark-ignition engines we regulate under 40 CFR part 1048.

(2) Vehicles that we regulate under 40 CFR part 1051 (*i.e.*, recreational SI vehicles) that are regulated based on engine testing. See 40 CFR part 1051 to determine which vehicles may be certified based on engine test data.

(3) Land-based nonroad compression-ignition engines we regulate under 40 CFR part 1039.

* * * * *

■ 97. Section 1065.10 is amended by revising paragraph (c)(3) to read as follows:

§ 1065.10 Other test procedures.

* * * * *

(c) * * *

(3) You may ask to use alternate procedures that produce measurements equivalent to those from the specified procedures. If you send us a written request showing your procedures are equivalent, and we agree that they are equivalent, we will allow you to use them. You may not use an alternate

procedure until we approve them, either by: telling you directly that you may use this procedure; or issuing guidance to all manufacturers, which allows you to use the alternate procedure without additional approval. You may use the statistical procedures specified in 40 CFR 86.1306–07(d) to demonstrate equivalence, except that you test for equal variances by performing the F-test as follows, instead of the method specified in § 86.1306–07(d)(5)(iv)(C):

(i) Form the F ratio: $F = (Asd/Rsd)^2$.

Where:

Asd = the standard deviation of measurements with the alternate system.

Rsd = the standard deviation of measurements with the reference system.

(ii) F must be less than the critical t value, Fcrit, at a 90% confidence interval for “n-1” degrees of freedom.

(iii) The following table lists 90% confidence-interval Fcrit values for n-1 degrees of freedom. Note that nA represents the number of alternate system samples, while nR represents the number of reference system samples:

nR-1	nA-1	6	7	8	9	10	11	12	13	14	15	16	17	18	19	20
6	3.055	3.014	2.983	2.958	2.937	2.92	2.905	2.892	2.881	2.871	2.863	2.855	2.848	2.842	2.836
7	2.827	2.785	2.752	2.725	2.703	2.684	2.668	2.654	2.643	2.632	2.623	2.615	2.607	2.601	2.595
8	2.668	2.624	2.589	2.561	2.538	2.519	2.502	2.488	2.475	2.464	2.455	2.446	2.438	2.431	2.425
9	2.551	2.505	2.469	2.440	2.416	2.396	2.379	2.364	2.351	2.340	2.329	2.320	2.312	2.305	2.298
10	2.461	2.414	2.377	2.347	2.323	2.302	2.284	2.269	2.255	2.244	2.233	2.224	2.215	2.208	2.201
11	2.389	2.342	2.304	2.274	2.248	2.227	2.209	2.193	2.179	2.167	2.156	2.147	2.138	2.13	2.123
12	2.331	2.283	2.245	2.214	2.188	2.166	2.147	2.131	2.117	2.105	2.094	2.084	2.075	2.067	2.06
13	2.283	2.234	2.195	2.164	2.138	2.116	2.097	2.080	2.066	2.053	2.042	2.032	2.023	2.014	2.007
14	2.243	2.193	2.154	2.122	2.095	2.073	2.054	2.037	2.022	2.010	1.998	1.988	1.978	1.97	1.962
15	2.208	2.158	2.119	2.086	2.059	2.037	2.017	2.000	1.985	1.972	1.961	1.950	1.941	1.932	1.924
16	2.178	2.128	2.088	2.055	2.028	2.005	1.985	1.968	1.953	1.940	1.928	1.917	1.908	1.899	1.891
17	2.152	2.102	2.061	2.028	2.001	1.978	1.958	1.940	1.925	1.912	1.900	1.889	1.879	1.87	1.862
18	2.130	2.079	2.038	2.005	1.977	1.954	1.933	1.916	1.900	1.887	1.875	1.864	1.854	1.845	1.837
19	2.109	2.058	2.017	1.984	1.956	1.932	1.912	1.894	1.878	1.865	1.852	1.841	1.831	1.822	1.814
20	2.091	2.040	1.999	1.965	1.937	1.913	1.892	1.875	1.859	1.845	1.833	1.821	1.811	1.802	1.794

* * * * *

■ 98. In § 1065.115, text is added to read as follows:

§ 1065.115 Exhaust gas sampling system; compression-ignition engines.

Use one of the following systems and procedures to measure emissions from compression-ignition engines:

(a) Full-flow dilution sampling as specified in 40 CFR 86.1310.

(b) Raw-gas sampling during steady-state tests as specified in 40 CFR 89.412 through 89.418.

(c) Partial-flow sampling for measuring gaseous emission constituents during steady-state tests as specified in 40 CFR 89.112(c).

■ 99. In § 1065.205, text is added to read as follows:

§ 1065.205 Test fuel specifications for distillate diesel fuel.

(a)(1) There are three grades of #2 diesel fuel specified for use as a test fuel. See the standard-setting part to determine which grade to use. If the standard-setting part does not specify which grade to use, use good engineering judgment to select the grade that represents the fuel on which the engines will operate in use. The three grades are specified as follows:

Item		ASTM test method No. ¹	Ultra low sulfur	Low sulfur	High sulfur
(i) Cetane Number	D 613	40–50	40–50	40–50
(ii) Cetane Index	D 976	40–50	40–50	40–50
(iii) Distillation range:					
(A) IBP	°C	D 86	171–204	171–204	171–204
(B) 10 pct. point	°C	D 86	204–238	204–238	204–238
(C) 50 pct. point	°C	D 86	243–282	243–282	243–282
(D) 90 pct. point	°C	D 86	293–332	293–332	293–332

Item		ASTM test method No. ¹	Ultra low sulfur	Low sulfur	High sulfur
(E) EP	°C	D 86	321–366	321–366	321–366
(iv) Gravity	°API	D 287	32–37	32–37	32–37
(v) Total sulfur	ppm	D 2622	7–15	300–500	2000–4000
(vi) Hydrocarbon composition: Aromatics, minimum. (Remainder shall be paraffins, naphthenes, and olefins).	pct	D 5186	10	10	10
(vii) Flashpoint, min	°C	D 93	54	54	54
(viii) Viscosity	centistokes	D 445	2.0–3.2	2.0–3.2	2.0–3.2

¹ All ASTM standards are incorporated by reference in § 1065.1010.

(2) [Reserved]

(b) There are no specifications for #1 diesel fuel. See § 1065.201(d) if your engines are designed to operate only on #1 diesel fuel.

■ 100. In § 1065.310, text is added to read as follows:

§ 1065.310 CVS calibration.

Use the procedures of 40 CFR 86.1319–90 to calibrate the CVS.

■ 101. Section 1065.405 is amended by revising paragraph (b) to read as follows:

§ 1065.405 Preparing and servicing a test engine.

* * * * *

(b) Run the test engine, with all emission-control systems operating, long enough to stabilize emission levels.

(1) For SI engines, if you accumulate 50 hours of operation, you may consider emission levels stable without measurement.

(2) For CI engines, if you accumulate 125 hours of operation, you may consider emission levels stable without measurement.

* * * * *

■ 102. Section 1065.530 is amended by revising paragraph (b)(3)(iii) and adding paragraphs (d) and (e) to read as follows:

§ 1065.530 Test cycle validation criteria.

* * * * *

(b) * * *

(3) * * *

(iii) For a valid test, make sure the feedback cycle's integrated brake kilowatt-hour is within 5 percent of the reference cycle's integrated brake kilowatt-hour. Also, ensure that the slope, intercept, standard error, and coefficient of determination meet the criteria in the following tables (you may delete individual points from the regression analyses, consistent with paragraph (e) of this section and good engineering judgment):

TABLE 1 OF § 1065.530.—STATISTICAL CRITERIA FOR VALIDATING TEST CYCLES FOR SPARK-IGNITION ENGINES

	Speed	Torque	Power
1. Slope of the regression line (m)	0.950 to 1.030	0.830 to 1.030	0.880 to 1.030.
2. Y intercept of the regression line (b)	b ≤ 50 rpm	b ≤ 5.0 percent of maximum torque from power map.	b ≤ 3.0 percent of maximum torque from power map.
3. Standard error of the estimate of Y on X (SE).	100 rpm	15 percent of maximum torque from power map.	10 percent of maximum power from power map.
4. Coefficient of determination (r ²)	r ² ≥ 0.970	r ² ≥ 0.880	r ² ≥ 0.900.

TABLE 2 OF § 1065.530.—STATISTICAL CRITERIA FOR VALIDATING TEST CYCLES FOR COMPRESSION-IGNITION ENGINES

	Speed	Torque	Power
1. Slope of the regression line (m)	0.950 to 1.030	0.830 to 1.030 (hot); 0.77 to 1.03 (cold).	0.890 to 1.030 (hot); 0.870 to 1.030 (cold).
2. Y intercept of the regression line (b)	b ≤ 50 rpm	b ≤ 20 Nm or b ≤ 2.0 percent of maximum torque from power map, whichever is greater.	b ≤ 4.0 kW or b ≤ 3.0 percent of maximum torque from power map, whichever is greater.
3. Standard error of the estimate of Y on X (SE).	100 rpm	13 percent of maximum torque from power map.	8 percent of maximum power from power map.
4. Coefficient of determination (r ²)	r ² ≥ 0.970	r ² ≥ 0.880 (hot); r ² ≥ 0.850 (cold); ...	r ² ≥ 0.910 (hot); r ² ≥ 0.850 (cold).

* * * * *

(d) *Transient testing with constant-speed engines.* For constant-speed engines with installed governor operating over a transient duty cycle, the test cycle validation criteria in this section apply to engine-torque values but not engine-speed values.

(e) *Omissions.* You may omit the following points from duty cycle statistics calculations:

(1) Feedback torque and power during motoring reference commands when operator demand is at its minimum.

(2) Feedback speed and power during idle-speed oscillations, if all the following are true:

(i) Reference command is 0% speed and 0% torque.

(ii) Operator demand (*i.e.*, throttle) is at its minimum.

(iii) Absolute value of feedback torque is less than the sum of the reference torque plus 2% of the maximum mapped torque.

(3) Feedback power and either speed or torque for a given point when

approaching maximum demand, if all the following are true:

(i) Operator demand (*i.e.*, throttle) is at its maximum.

(ii) Either feedback speed is less than reference speed or feedback torque is less than reference torque, but both are not less than their respective reference values.

(4) Feedback power and either speed or torque for a given point, when approaching minimum demand, if all the following are true:

(i) Operator demand (*i.e.*, throttle) is at its minimum.

(ii) Either feedback speed is greater than 105% of reference speed or feedback torque is greater than 105% of reference torque, but both are not greater than these values.

■ 103. Section 1065.615 is amended by revising paragraphs (c), (d), and (e) to read as follows:

§ 1065.615 Bag sample calculations.

* * * * *

(c) Calculate total brake work (kW-hr) done during the emissions sampling period of each segment or mode and then weight it by the applicable test cycle weighting factors.

(d) Calculate emissions in g/kW-hr by dividing the total weighted mass emission rate (g/test) by the total cycle-weighted brake work for the test.

(e) Apply deterioration factors or other adjustment factors to the brake-specific emission rate in paragraph (d) of this section, as specified in the standard-setting part.

■ 104. Section 1065.620 is added to subpart G to read as follows:

§ 1065.620 Continuous sample analysis and calculations.

Use the sample analysis procedures and calculations of 40 CFR part 86, subpart N, for continuous samples.

■ 105. Section 1065.701 is added to subpart H to read as follows:

§ 1065.701 Particulate measurements.

Use the particulate sampling system and procedures specified in 40 CFR part 86, subpart N, to measure particulate emissions from compression-ignition nonroad engines.

■ 106. Section 1065.910 is revised to read as follows:

§ 1065.910 Measurement accuracy and precision.

Measurement systems used for field testing have accuracy and precision

comparable to those of dynamometer testing. Measurement systems that conform to the provisions of §§ 1065.915 through 1065.950 are deemed to be in compliance with the accuracy and precision requirements of paragraph of this section. If you use other field testing measurement systems you need to have documentation indicating that it is comparable to a dynamometer system.

(a) The two systems must be calibrated independently to NIST traceable standards or equivalent national standards for this comparison. We may approve the use of other standards. Calculations of emissions results for this test should be consistent with the field testing data reduction scheme for both the in-use equipment and the dynamometer equipment, and each complete test cycle will be considered one "summing interval", S_i as defined in the field-testing data reduction scheme.

(b) While other statistical analyses may be acceptable, we recommend that the comparison be based on a minimum of seven (7) repeats of colocated and simultaneous tests. Perform this comparison over the applicable steady-state and transient test cycles using an engine that is fully warmed up such that its coolant temperature is thermostatically controlled. If there is no applicable transient test cycle, use the applicable steady-state cycle. Anyone who intends to submit an alternative comparison is encouraged to first contact EPA Office of Transportation and Air Quality, Assessment and Standards Division to discuss the applicant's intended statistical analysis. The Division may provide further guidance specific to the appropriate statistical analysis for the respective application.

(c) The following statistical tests are suggested. If the comparison is paired,

it must demonstrate that the alternate system passes a two-sided, paired t-test. If the test is unpaired, it must demonstrate that the alternate system passes a two-sided, unpaired t-test. The average of these tests for the reference system must return results less than or equal to the applicable emissions standard. The t-test is performed as follows, where "n" equals the number of tests:

(1) Calculate the average of the in-use system results; this is I_{avg} .

(2) Calculate the average of the results of the system to which the in-use system was Referenced; this is R_{avg} .

(3) Calculate the "n-1" standard deviations for the in-use and reference averages; these are I_{sd} and R_{sd} respectively. Form the F ratio: $F = (I_{sd}/R_{sd})^2$. F must be less than the critical F value, F_{crit} at a 95% confidence interval for "n-1" degrees of freedom. Table 1 of this section lists 95% confidence interval F_{crit} values for n-1 degrees of freedom. Note that n_A represents the number of alternate system samples, while n_R represents the number of reference system samples.

(4) For an unpaired comparison, calculate the t-value:

$$t_{unpaired} = (I_{avg} - R_{avg}) / ((I_{sd}^2 + R_{sd}^2)/n)^{1/2}$$

(5) For a paired comparison, calculate the "n-1" standard deviation (squared) of the differences, d_i , between the paired results, where "i" represents the i^{th} test of n number of tests:

$$S_D^2 = (S_d^2 - ((S_d)^2/n)) / (n-1)$$

(6) For a paired comparison, calculate the t-value:

$$t_{paired} = (I_{avg} - R_{avg}) / (S_D^2/n)^{1/2}$$

(d) The absolute value of t must be less than the critical t value, t_{crit} at a 95% confidence interval for "n-1" degrees of freedom.

TABLE 1 OF § 1065.910—95% CONFIDENCE INTERVAL CRITICAL F VALUES FOR F-TEST

nR-1	nI-1	6	7	8	9	10	11	12	13	14	15	16	17	18	19	20
6	4.284	4.207	4.147	4.099	4.06	4.027	4	3.976	3.956	3.938	3.922	3.908	3.896	3.884	3.874
7	3.866	3.787	3.726	3.677	3.637	3.603	3.575	3.55	3.529	3.511	3.494	3.48	3.467	3.455	3.445
8	3.581	3.5	3.438	3.388	3.347	3.313	3.284	3.259	3.237	3.218	3.202	3.187	3.173	3.161	3.15
9	3.374	3.293	3.23	3.179	3.137	3.102	3.073	3.048	3.025	3.006	2.989	2.974	2.96	2.948	2.936
10	3.217	3.135	3.072	3.02	2.978	2.943	2.913	2.887	2.865	2.845	2.828	2.812	2.798	2.785	2.774
11	3.095	3.012	2.948	2.896	2.854	2.818	2.788	2.761	2.739	2.719	2.701	2.685	2.671	2.658	2.646
12	2.996	2.913	2.849	2.796	2.753	2.717	2.687	2.66	2.637	2.617	2.599	2.583	2.568	2.555	2.544
13	2.915	2.832	2.767	2.714	2.671	2.635	2.604	2.577	2.554	2.533	2.515	2.499	2.484	2.471	2.459
14	2.848	2.764	2.699	2.646	2.602	2.565	2.534	2.507	2.484	2.463	2.445	2.428	2.413	2.4	2.388
15	2.79	2.707	2.641	2.588	2.544	2.507	2.475	2.448	2.424	2.403	2.385	2.368	2.353	2.34	2.328
16	2.741	2.657	2.591	2.538	2.494	2.456	2.425	2.397	2.373	2.352	2.333	2.317	2.302	2.288	2.276
17	2.699	2.614	2.548	2.494	2.45	2.413	2.381	2.353	2.329	2.308	2.289	2.272	2.257	2.243	2.23
18	2.661	2.577	2.51	2.456	2.412	2.374	2.342	2.314	2.29	2.269	2.25	2.233	2.217	2.203	2.191
19	2.628	2.544	2.477	2.423	2.378	2.34	2.308	2.28	2.256	2.234	2.215	2.198	2.182	2.168	2.155
20	2.599	2.514	2.447	2.393	2.348	2.31	2.278	2.25	2.225	2.203	2.184	2.167	2.151	2.137	2.124

TABLE 2 OF § 1065.910.—95% CONFIDENCE INTERVAL CRITICAL T VALUES FOR T-TEST

n-1	t _{crit}
6	2.45
7	2.36
8	2.31
9	2.26
10	2.23
11	2.20
12	2.18
13	2.16
14	2.14
15	2.13
16	2.12
17	2.11
18	2.10
19	2.09

TABLE 2 OF § 1065.910.—95% CONFIDENCE INTERVAL CRITICAL T VALUES FOR T-TEST—Continued

n-1	t _{crit}
20	2.09

■ 107. Section 1065.1001 is amended by adding the definition for “Operator demand” in alphabetical order to read as follows:

§ 1065.1001 Definitions.

* * * * *

Operator demand means an engine operator's input to control engine output. The operator may be a person, a governor, or other controller that

mechanically or electronically signals an input that demands engine output. Input may be an accelerator pedal or signal, a throttle-control lever or signal, a fuel lever or signal, a speed lever or signal, or a governor setpoint or signal. Output means engine power, P, which is the product of engine speed, “”, and engine torque, T.

* * * * *

■ 108. Section 1065.1010 is amended by revising the entry for ASTM D 86–01 and by adding the following entries to Table 1 in alphanumeric order to read as follows:

§ 1065.1010 Reference materials.

(a) * * *

TABLE 1 OF § 1065.1010.—ASTM MATERIALS

Document number and name	Part 1065 reference
ASTM D 86–01, Standard Test Method for Distillation of Petroleum Products at Atmospheric Pressure	1065.205, 1065.210
* * * * *	*
ASTM D 93–02a, Standard Test Methods for Flash Point by Pensky-Martens Closed Cup Tester	1065.205
ASTM D 287–92, (Reapproved 2000), Standard Test Method for API Gravity of Crude Petroleum and Petroleum Products (Hydrometer Method)	1065.205
* * * * *	*
ASTM D 445–03, Standard Test Method for Kinematic Viscosity of Transparent and Opaque Liquids (and the Calculation of Dynamic Viscosity)	1065.205
ASTM D 613–03b, Standard Test Method for Cetane Number of Diesel Fuel Oil	1065.205
ASTM D 976–91 (Reapproved 2000), Standard Test Methods for Calculated Cetane Index of Distillate Fuels	1065.205
* * * * *	*
ASTM D 2622–03, Standard Test Method for Sulfur in Petroleum Products by Wavelength Dispersive X-ray Fluorescence Spectrometry	1065.205
* * * * *	*
ASTM D 5186–03, Standard Test Method for Determination of the Aromatic Content and Polynuclear Aromatic Content of Diesel Fuels and Aviation Turbine Fuels By Supercritical Fluid Chromatography	1065.205

PART 1068—GENERAL COMPLIANCE PROVISIONS FOR NONROAD PROGRAMS

■ 109. The authority citation for part 86 continues to read as follows:

Authority: 42 U.S.C. 7401–7671(q).

■ 110. Section 1068.1 is amended by revising paragraphs (a), (b)(5), and (d) and adding paragraph (e) to read as follows:

§ 1068.1 Does this part apply to me?

(a) The provisions of this part apply to everyone with respect to the following engines and to equipment using the following engines (including owners, operators, parts manufacturers, and persons performing maintenance).

(1) Large nonroad spark-ignition engines we regulate under 40 CFR part 1048.

(2) Recreational SI engines and vehicles that we regulate under 40 CFR part 1051 (such as snowmobiles and off-highway motorcycles).

(3) Land-based nonroad diesel engines that we regulate under 40 CFR part 1039.

(b) * * *

(5) Land-based nonroad diesel engines that we regulate under 40 CFR part 89.

* * * * *

(d) Paragraph (a)(1) of this section identifies the parts of the CFR that define emission standards and other requirements for particular types of engines and vehicles. This part 1068 refers to each of these other parts generically as the “standard-setting part.” For example, 40 CFR part 1051 is always the standard-setting part for snowmobiles. Follow the provisions of the standard-setting part if they are different than any of the provisions in this part.

(e)(1) The provisions of §§ 1068.30, 1068.310, and 1068.320 apply for stationary spark-ignition engines built on or after January 1, 2004, and for stationary compression-ignition engines built on or after January 1, 2006.

(2) The provisions of §§ 1068.30 and 1068.235 apply for the types of engines listed in paragraph (a) of this section beginning January 1, 2004, where they are used solely for competition.

■ 111. Section 1068.5 is amended by revising paragraphs (a) and (e) to read as follows:

§ 1068.5 How must manufacturers apply good engineering judgment?

(a) You must use good engineering judgment for decisions related to any requirements under this chapter. This includes your applications for certification, any testing you do to show that your certification, production-line, and in-use engines comply with

requirements that apply to them, and how you select, categorize, determine, and apply these requirements.

* * * * *

(e) If you disagree with our conclusions, you may file a request for a hearing with the Designated Officer as described in subpart G of this part. In your request, specify your objections, include data or supporting analysis, and get your authorized representative's signature. If we agree that your request raises a substantial factual issue, we will hold the hearing according to subpart F of this part.

■ 112. Section 1068.10 is amended by revising the section heading to read as follows:

§ 1068.10 What provisions apply to confidential information?

■ 113. Section 1068.25 is amended by revising paragraph (b) to read as follows:

§ 1068.25 What information must I give to EPA?

* * * * *

(b) You must establish and maintain records, perform tests, make reports and provide additional information that we may reasonably require under section 208 of the Act (42 U.S.C. 7542). This also applies to engines we exempt from emission standards or prohibited acts.

■ 114. A new § 1068.27 is added to read as follows:

§ 1068.27 May EPA conduct testing with my production engines?

If we request it, you must make a reasonable number of production-line engines available for a reasonable time so we can test or inspect them for compliance with the requirements of this chapter.

■ 115. Section 1068.30 is amended by revising the definitions for "Act", "Certificate holder", "Emission-related defect", "Engine-based", "Engine manufacturer", "Equipment-based", "Equipment manufacturer", "Manufacturer", "Nonroad engine", "Operating hours", and "Ultimate purchaser", and "U.S.-directed production volume" and adding definitions for "Aftertreatment" and in alphabetical order to read as follows:

§ 1068.30 What definitions apply to this part?

* * * * *

Act means the Clean Air Act, as amended, 42 U.S.C. 7401–7671q.

Aftertreatment means relating to a catalytic converter, particulate filter, or any other system, component, or technology mounted downstream of the exhaust valve (or exhaust port) whose design function is to reduce emissions in the engine exhaust before it is

exhausted to the environment. Exhaust-gas recirculation (EGR) is not aftertreatment.

* * * * *

Certificate holder means a manufacturer (including importers) with a currently valid certificate of conformity for at least one engine family in a given model year.

* * * * *

Emission-related defect means a defect in design, materials, or workmanship (in an emission-control device or vehicle component or system) that affects an emission-related component, parameter, or specification that is identified in Appendix I or Appendix II of this part. Using an incorrect emission-related component is an emission-related defect.

* * * * *

Engine-based means having emission standards in units of grams of pollutant per kilowatt-hour, and which apply to the engine. Emission standards are either engine-based or equipment-based.

Engine manufacturer means the manufacturer that is subject to the certification requirements of the standard-setting part. For vehicles and equipment subject to this part and regulated under vehicle-based or equipment-based standards, the term engine manufacturer in this part includes vehicle and equipment manufacturers.

Equipment-based means having emission standards that apply to the equipment in which an engine is used, without regard to how the emissions are measured. Where equipment-based standards apply, we require that the equipment be certified, rather than just the engine. Emission standards are either engine-based or equipment-based.

Equipment manufacturer means any company manufacturing a piece of equipment (such as a vehicle).

Manufacturer has the meaning given in section 216(1) of the Act (42 U.S.C. 7550(1)). In general, this term includes any person who manufactures an engine or vehicle for sale in the United States or otherwise introduces a new engine or vehicle into commerce in the United States. This includes importers that import new engines or new equipment into the United States for resale. It also includes secondary engine manufacturers, as described in § 1068.255.

* * * * *

Nonroad engine means:

(1) Except as discussed in paragraph (2) of this definition, a nonroad engine is any internal combustion engine:

(i) In or on a piece of equipment that is self-propelled or serves a dual

purpose by both propelling itself and performing another function (such as garden tractors, off-highway mobile cranes and bulldozers); or

(ii) In or on a piece of equipment that is intended to be propelled while performing its function (such as lawnmowers and string trimmers); or

(iii) That, by itself or in or on a piece of equipment, is portable or transportable, meaning designed to be and capable of being carried or moved from one location to another. Indicia of transportability include, but are not limited to, wheels, skids, carrying handles, dolly, trailer, or platform.

(2) An internal combustion engine is not a nonroad engine if:

(i) The engine is used to propel a motor vehicle, an aircraft, or equipment used solely for competition, or is subject to standards promulgated under section 202 of the Act (42 U.S.C. 7521); or

(ii) The engine is regulated by a federal New Source Performance Standard promulgated under section 111 of the Act (42 U.S.C. 7411); or

(iii) The engine otherwise included in paragraph (1)(iii) of this definition remains or will remain at a location for more than 12 consecutive months or a shorter period of time for an engine located at a seasonal source. A location is any single site at a building, structure, facility, or installation. Any engine (or engines) that replaces an engine at a location and that is intended to perform the same or similar function as the engine replaced will be included in calculating the consecutive time period. An engine located at a seasonal source is an engine that remains at a seasonal source during the full annual operating period of the seasonal source. A seasonal source is a stationary source that remains in a single location on a permanent basis (*i.e.*, at least two years) and that operates at that single location approximately three months (or more) each year. This paragraph (2)(iii) does not apply to an engine after the engine is removed from the location.

Operating hours means:

(1) For engine storage areas or facilities, times during which people other than custodians and security personnel are at work near, and can access, a storage area or facility.

(2) For other areas or facilities, times during which an assembly line operates or any of the following activities occurs:

(i) Testing, maintenance, or service accumulation.

(ii) Production or compilation of records.

(iii) Certification testing.

(iv) Translation of designs from the test stage to the production stage.

(v) Engine manufacture or assembly.

* * * * *

Ultimate purchaser means the first person who in good faith purchases a new nonroad engine or new piece of equipment for purposes other than resale.

* * * * *

U.S.-directed production volume means the number of engine units, subject to the requirements of this part, produced by a manufacturer for which the manufacturer has a reasonable assurance that sale was or will be made to ultimate purchasers in the United States.

* * * * *

■ 116. Section 1068.101 is amended by revising paragraphs (a) and (b) to read as follows:

§ 1068.101 What general actions does this regulation prohibit?

* * * * *

(a) The following prohibitions and requirements apply to manufacturers of new engines and manufacturers of equipment containing these engines, except as described in subparts C and D of this part:

(1) *Introduction into commerce.* You may not sell, offer for sale, or introduce or deliver into commerce in the United States or import into the United States any new engine or equipment after emission standards take effect for that engine or equipment, unless it has a valid certificate of conformity for its model year and the required label or tag. You also may not take any of the actions listed in the previous sentence with respect to any equipment containing an engine subject to this part's provisions, unless the engine has a valid and appropriate certificate of conformity and the required engine label or tag. For purposes of this paragraph (a)(1), an appropriate certificate of conformity is one that applies for the same model year as the model year of the equipment (except as allowed by § 1068.105(a)), covers the appropriate category of engines (such as locomotive or CI marine), and conforms to all requirements specified for equipment in the standard-setting part. The requirements of this paragraph (a)(1) also cover new engines you produce to replace an older engine in a piece of equipment, unless the engine qualifies for the replacement-engine exemption in § 1068.240. We may assess a civil penalty up to \$31,500 for each engine in violation.

(2) *Reporting and recordkeeping.* This chapter requires you to record certain types of information to show that you meet our standards. You must comply

with these requirements to make and maintain required records (including those described in § 1068.501). You may not deny us access to your records or the ability to copy your records if we have the authority to see or copy them. Also, you must give us the required reports or information without delay. Failure to comply with the requirements of this paragraph is prohibited. We may assess a civil penalty up to \$31,500 for each day you are in violation.

(3) *Testing and access to facilities.* You may not keep us from entering your facility to test engines or inspect if we are authorized to do so. Also, you must perform the tests we require (or have the tests done for you). Failure to perform this testing is prohibited. We may assess a civil penalty up to \$31,500 for each day you are in violation.

(b) The following prohibitions apply to everyone with respect to the engines to which this part applies:

(1) *Tampering.* You may not remove or disable a device or element of design that may affect an engine's emission levels. This restriction applies before and after the engine is placed in service. Section 1068.120 describes how this applies to rebuilding engines. For a manufacturer or dealer, we may assess a civil penalty up to \$31,500 for each engine in violation. For anyone else, we may assess a civil penalty up to \$3,150 for each engine in violation. This prohibition does not apply in any of the following situations:

(i) You need to repair an engine and you restore it to proper functioning when the repair is complete.

(ii) You need to modify an engine to respond to a temporary emergency and you restore it to proper functioning as soon as possible.

(iii) You modify a new engine that another manufacturer has already certified to meet emission standards and recertify it under your own engine family. In this case you must tell the original manufacturer not to include the modified engines in the original engine family.

(2) *Defeat devices.* You may not knowingly manufacture, sell, offer to sell, or install, an engine part if it bypasses, impairs, defeats, or disables the engine's control the emissions of any pollutant. We may assess a civil penalty up to \$3,150 for each part in violation.

(3) *Stationary engines.* For an engine that is excluded from any requirements of this chapter because it is a stationary engine, you may not move it or install it in any mobile equipment, except as allowed by the provisions of this chapter. You may not circumvent or attempt to circumvent the residence-

time requirements of paragraph (2)(iii) of the nonroad engine definition in § 1068.30. We may assess a civil penalty up to \$31,500 for each day you are in violation.

(4) *Competition engines.* For an uncertified engine or piece of equipment that is excluded or exempted from any requirements of this chapter because it is to be used solely for competition, you may not use it in a manner that is inconsistent with use solely for competition. We may assess a civil penalty up to \$31,500 for each day you are in violation.

(5) *Importation.* You may not import an uncertified engine or piece of equipment if it is defined to be new in the standard-setting part and it is built after emission standards start to apply in the United States. We may assess a civil penalty up to \$31,500 for each day you are in violation. Note the following:

(i) The definition of new is broad for imported engines; uncertified engines and equipment (including used engines and equipment) are generally considered to be new when imported.

(ii) Engines that were originally manufactured before applicable EPA standards were in effect are generally not subject to emission standards.

(6) *Warranty.* You must meet your obligation to honor your emission-related warranty under § 1068.115 and to fulfill any applicable responsibilities to recall engines under § 1068.505. Failure to meet these obligations is prohibited. We may assess a civil penalty up to \$31,500 for each engine in violation.

* * * * *

■ 117. Section 1068.105 is amended by revising paragraph (c) and adding introductory text to read as follows:

§ 1068.105 What other provisions apply to me specifically if I manufacture equipment needing certified engines?

This section describes general provisions that apply to equipment manufacturers. See the standard-setting part for any requirements that apply for certain applications.

* * * * *

(c) *Attaching a duplicate label.* If you obscure the engine's label, you must do four things to avoid violating § 1068.101(a)(1):

(1) Send a request for duplicate labels in writing with your company's letterhead to the engine manufacturer. Include the following information in your request:

(i) Identify the type of equipment and the specific engine and equipment models needing duplicate labels.

(ii) Identify the engine family (from the original engine label).

(iii) State the reason that you need a duplicate label for each equipment model.

(iii) Identify the number of duplicate labels you will need.

(2) Permanently attach the duplicate label to your equipment by securing it to a part needed for normal operation and not normally requiring replacement. Make sure an average person can easily read it.

(3) Destroy any unused duplicate labels if you find that you will not need them.

(4) Keep the following records for at least eight years after the end of the model year identified on the engine label:

(i) Keep a copy of your written request.

(ii) Keep drawings or descriptions that show how you apply the duplicate labels to your equipment.

(iii) Maintain a count of those duplicate labels you use and those you destroy.

* * * * *

■ 118. Section 1068.110 is amended by revising paragraphs (b), (c), (d), and (e) to read as follows:

§ 1068.110 What other provisions apply to engines in service?

* * * * *

(b) *Certifying aftermarket parts.* As the manufacturer or rebuilder of an aftermarket engine part, you may—but are not required to—certify according to § 85.2114 of this chapter that using the part will not cause engines to fail to meet emission standards. Whether you certify or not, you must keep any information showing how your parts or service affect emissions.

(c) *Compliance with standards.* We may test engines and equipment to investigate compliance with emission standards and other requirements. We may also require the manufacturer to do this testing.

(d) *Defeat devices.* We may test engines and equipment to investigate potential defeat devices. We may also require the manufacturer to do this testing. If we choose to investigate one of your designs, we may require you to show us that it does not have a defeat device. To do this, you may have to share with us information regarding test programs, engineering evaluations, design specifications, calibrations, on-board computer algorithms, and design strategies. It is a violation of the Act for anyone to make, install or use defeat devices. See § 1068.101(b)(2) and the standard-setting part.

(e) *Warranty and maintenance.* Owners are responsible for properly maintaining their engines; however,

owners may make warranty claims against the manufacturer for emission-related parts, as described in § 1068.115.

The warranty period begins when the engine is first placed into service. See the standard-setting part for specific requirements. It is a violation of the Act for anyone to disable emission controls; see § 1068.101(b)(1) and the standard-setting part.

■ 119. Section 1068.120 is amended by revising paragraphs (b)(2), (c), (d), (f), and (h) to read as follows:

§ 1068.120 What requirements must I follow to rebuild engines?

* * * * *

(b) * * *

(2) *Unscheduled maintenance* that occurs commonly within the useful life period. For example, replacing a water pump is not rebuilding an engine.

(c) For maintenance or service that is not rebuilding, you may not make changes that might increase emissions of any pollutant, but you do not need to keep any records.

(d) If you rebuild an engine or engine system, you must have a reasonable technical basis for knowing that the rebuilt engine's emission-control system performs as well as, or better than, it performs in its certified configuration. Identify the model year of the resulting engine configuration. You have a reasonable basis if you meet two main conditions:

(1) Install parts—new, used, or rebuilt—so a person familiar with engine design and function would reasonably believe that the engine with those parts will control emissions of all pollutants at least to the same degree as with the original parts. For example, it would be reasonable to believe that parts performing the same function as the original parts (and to the same degree) would control emissions to the same degree as the original parts.

(2) Adjust parameters or change design elements only according to the original engine manufacturer's instructions. Or, if you differ from these instructions, you must have data or some other technical basis to show you should not expect in-use emissions to increase.

* * * * *

(f) If the rebuilt engine replaces another certified engine in a piece of equipment, you must rebuild it to a certified configuration of the same model year as, or a later model year than, the engine you are replacing.

* * * * *

(h) When you rebuild an engine, check, clean, adjust, repair, or replace all emission-related components (listed in Appendix I of this part) as needed

according to the original manufacturer's recommended practice. In particular, replace oxygen sensors, replace the catalyst if there is evidence of malfunction, clean gaseous fuel system components, and replace fuel injectors (if applicable), unless you have a reasonable technical basis for believing any of these components do not need replacement.

* * * * *

■ 120. Section 1068.125 is amended by revising paragraphs (a)(1)(iv), (b)(3), and (e)(2) to read as follows:

§ 1068.125 What happens if I violate the regulations?

(a) * * *

(1) * * *

(iv) Your history of compliance with Title II of the Act (42 U.S.C. 7401–7590).

* * * * *

(b) * * *

(3) We will not pursue an administrative penalty for a particular violation if either of the following two conditions is true:

(i) We are separately prosecuting the violation under this subpart.

(ii) We have issued a final order for a violation, no longer subject to judicial review, for which you have already paid a penalty.

* * * * *

(e) * * *

(2) In addition, if you do not pay the full amount of a penalty on time, you must then pay more to cover interest, enforcement expenses (including attorney's fees and costs for collection), and a quarterly nonpayment penalty for each quarter you do not pay. The quarterly nonpayment penalty is 10 percent of your total penalties plus any unpaid nonpayment penalties from previous quarters.

■ 121. Section 1068.201 is amended by revising the introductory text and paragraph (i) to read as follows:

§ 1068.201 Does EPA exempt or exclude any engines from the prohibited acts?

We may exempt new engines from some or all of the prohibited acts or requirements of this part under provisions described in this subpart. We may exempt an engine already placed in service in the United States from the prohibition in § 1068.101(b)(1) if the exemption for engines used solely for competition applies (see § 1068.235). In addition, see § 1068.1 and the standard-setting parts to determine if other engines are excluded from some or all of the regulations in this chapter.

* * * * *

(i) If you want to take an action with respect to an exempted or excluded

engine that is prohibited by the exemption or exclusion, such as selling it, you need to certify the engine. We will issue a certificate of conformity if you send us an application for certification showing that you meet all the applicable requirements from the standard-setting part. Also, in some cases, we may allow manufacturers to modify the engine as needed to make it identical to engines already covered by a certificate. We would base such an approval on our review of any appropriate documentation. These engines must have emission control information labels that accurately describe their status.

■ 122. Section 1068.210 is amended by revising paragraphs (d)(5)(iv) and (e)(3)(iv) to read as follows:

§ 1068.210 What are the provisions for exempting test engines?

* * * * *

(d) * * *

(5) * * *

(iv) Ownership and control of the engines involved in the test.

(e) * * *

(3) * * *

(iv) The statement “THIS ENGINE IS EXEMPT UNDER 40 CFR 1068.210 OR 1068.215 FROM EMISSION STANDARDS AND RELATED REQUIREMENTS.”.

* * * * *

■ 123. Section 1068.215 is amended by revising paragraphs (b), (c)(3)(iii), and (c)(3)(iv) to read as follows:

§ 1068.215 What are the provisions for exempting manufacturer-owned engines?

* * * * *

(b) An engine may be exempt without a request if it is a nonconforming engine under your ownership and control and you operate it to develop products, assess production methods, or promote your engines in the marketplace. You may not loan, lease, sell, or use the engine to generate revenue, either by itself or in a piece of equipment.

(c) * * *

(3) * * *

(iii) Engine displacement, engine family identification (as applicable), and model year of the engine or whom to contact for further information.

(iv) The statement “THIS ENGINE IS EXEMPT UNDER 40 CFR 1068.210 OR 1068.215 FROM EMISSION STANDARDS AND RELATED REQUIREMENTS.”.

■ 124. Section 1068.220 is amended by revising paragraphs (b) and (e)(3) to read as follows:

§ 1068.220 What are the provisions for exempting display engines?

* * * * *

(b) A nonconforming display engine will be exempted if it is used only for displays in the interest of a business or the general public. This exemption does not apply to engines displayed for private use, private collections, or any other purpose we determine is inappropriate for a display exemption.

* * * * *

(e) * * *

(3) Engine displacement, engine family identification (as applicable), and model year of the engine or whom to contact for further information.

* * * * *

■ 125. Section 1068.225 is amended by adding paragraph (d) to read as follows:

§ 1068.225 What are the provisions for exempting engines for national security?

* * * * *

(d) Add a legible label, written in block letters in English, to each engine exempted under this section. The label must be permanently secured to a readily visible part of the engine needed for normal operation and not normally requiring replacement, such as the engine block. This label must include at least the following items:

(1) The label heading “EMISSION CONTROL INFORMATION”.

(2) Your corporate name and trademark.

(3) Engine displacement, engine family identification (as applicable), and model year of the engine or whom to contact for further information.

(4) The statement “THIS ENGINE HAS AN EXEMPTION FOR NATIONAL SECURITY UNDER 40 CFR 1068.225.”.

■ 126. Section 1068.230 is amended by revising paragraph (c) to read as follows:

§ 1068.230 What are the provisions for exempting engines for export?

* * * * *

(c) Label each exempted engine and shipping container with a label or tag showing the engine is not certified for sale or use in the United States. These labels need not be permanently attached to the engines. The label must include at least the statement “THIS ENGINE IS SOLELY FOR EXPORT AND IS THEREFORE EXEMPT UNDER 40 CFR 1068.230 FROM U.S. EMISSION STANDARDS AND RELATED REQUIREMENTS.”.

■ 127. Section 1068.235 is amended by revising paragraph (c) to read as follows:

§ 1068.235 What are the provisions for exempting engines used solely for competition?

* * * * *

(c) If you modify an engine under paragraph (b) of this section, you must destroy the original emission label. If

you loan, lease, sell, or give one of these engines to someone else, you must tell the new owner (or operator, if applicable) in writing that it may be used only for competition.

■ 128. Section 1068.240 is revised to read as follows:

§ 1068.240 What are the provisions for exempting new replacement engines?

(a) You are eligible for the exemption for new replacement engines only if you are a certificate holder.

(b) The prohibitions in § 1068.101(a)(1) do not apply to an engine if all the following conditions apply:

(1) You produce a new engine to replace an engine already placed in service in a piece of equipment.

(2) The engine being replaced was manufactured before the emission standards that would otherwise apply to the new engine took effect.

(3) You determine that you do not produce an engine certified to meet current requirements that has the appropriate physical or performance characteristics to repower the equipment. If the engine being replaced was made by a different company, you must make this determination also for engines produced by this other company.

(4) You or your agent takes possession of the old engine or confirms that the engine has been destroyed.

(5) You make the replacement engine in a configuration identical in all material respects to the engine being replaced (or that of another certified engine of the same or later model year). This requirement applies only if the old engine was certified to emission standards less stringent than those in effect when you produce the replacement engine.

(c) If the engine being replaced was not certified to any emission standards under this chapter, add a permanent label with your corporate name and trademark and the following language:

THIS ENGINE DOES NOT COMPLY WITH U.S. EPA NONROAD EMISSION REQUIREMENTS. SELLING OR INSTALLING THIS ENGINE FOR ANY PURPOSE OTHER THAN TO REPLACE A NONROAD ENGINE BUILT BEFORE JANUARY 1, [Insert appropriate year reflecting when the earliest tier of standards began to apply to engines of that size and type] MAY BE A VIOLATION OF FEDERAL LAW SUBJECT TO CIVIL PENALTY.

(d) If the engine being replaced was certified to emission standards less stringent than those in effect when you produce the replacement engine, add a permanent label with your corporate name and trademark and the following language:

THIS ENGINE DOES NOT COMPLY WITH U.S. EPA NONROAD EMISSION REQUIREMENTS. SELLING OR INSTALLING THIS ENGINE FOR ANY PURPOSE OTHER THAN TO REPLACE A NONROAD ENGINE BUILT BEFORE JANUARY 1, [Insert appropriate year reflecting when the next tier of emission standards began to apply] MAY BE A VIOLATION OF FEDERAL LAW SUBJECT TO CIVIL PENALTY.

(e) The provisions of this section may not be used to circumvent emission standards that apply to new engines under the standard-setting part.

■ 129. Section 1068.245 is amended by revising paragraphs (a) introductory text and (e) to read as follows:

§ 1068.245 What temporary provisions address hardship due to unusual circumstances?

(a) After considering the circumstances, we may permit you to introduce into commerce engines or equipment that do not comply with emission-related requirements for a limited time if all the following conditions apply:

* * * * *

(e) We may include reasonable additional conditions on an approval granted under this section, including provisions to recover or otherwise address the lost environmental benefit or paying fees to offset any economic gain resulting from the exemption. For example, in the case of multiple tiers of emission standards, we may require that you meet the standards from the previous tier.

* * * * *

■ 130. Section 1068.250 is amended by revising paragraphs (d)(2), (d)(4), and (j) to read as follows:

§ 1068.250 What are the provisions for extending compliance deadlines for small-volume manufacturers under hardship?

* * * * *

(d) * * *

(2) Describe your current and projected financial status, with and without the burden of complying fully with the applicable regulations in this chapter.

* * * * *

(4) Identify the engineering and technical steps you have taken or those you plan to take to comply with regulations in this chapter.

* * * * *

(j) We will approve extensions of up to one model year. We may review and revise an extension as reasonable under the circumstances.

* * * * *

■ 131. Section 1068.255 is amended by revising paragraph (c) introductory text to read as follows:

§ 1068.255 What are the provisions for exempting engines for hardship for equipment manufacturers and secondary engine manufacturers?

* * * * *

(c) *Secondary engine manufacturers.*

As a secondary engine manufacturer, you may ask for approval to produce exempted engines under this section for up to 12 months. We may require you to certify your engines to compliance levels above the emission standards that apply. For example, the in the case of multiple tiers of emission standards, we may require you to meet the standards from the previous tier.

* * * * *

■ 132. A new § 1068.260 is added to subpart C to read as follows:

§ 1068.260 What are the provisions for temporarily exempting engines for delegated final assembly?

(a) Shipping an engine separately from an aftertreatment component that you have specified as part of its certified configuration will not be a violation of the prohibitions in § 1068.101(a)(1), if you do all the following:

(1) Apply for and receive a certificate of conformity for the engine and its emission-control system before shipment.

(2) Provide installation instructions in enough detail to ensure that the engine will be in its certified configuration if someone follows these instructions.

(3) Have a contractual agreement with an equipment manufacturer obligating the equipment manufacturer to complete the final assembly of the engine so it is in its certified configuration when installed in the equipment. This agreement must also obligate the equipment manufacturer to provide the affidavits and cooperate with the audits required under paragraph (a)(6) of this section.

(4) Include the cost of all aftertreatment components in the cost of the engine.

(5) Ship the aftertreatment components directly to the equipment manufacturer, or arrange for separate shipment by the component manufacturer directly to the equipment manufacturer.

(6) Take appropriate additional steps to ensure that all engines will be in their certified configuration when installed by the equipment manufacturer. At a minimum do the following:

(i) Obtain annual affidavits from every equipment manufacturer to whom you, your distributors, or your dealers sell engines under this section. The affidavits must list the part numbers of the aftertreatment devices that equipment manufacturers install on

each engine they purchase from you, your distributors, or your dealers under this section.

(ii) If you sell more than 50 engines per model year under this section, you must annually audit four equipment manufacturers to whom you sell engines under this section. To select individual equipment manufacturers, divide all the affected equipment manufacturers into quartiles based on the number of engines they buy from you; select a single equipment manufacturer from each quartile each model year. Vary the equipment manufacturers you audit from year to year, though you may repeat an audit in a later model year if you find or suspect that a particular equipment manufacturer is not properly installing aftertreatment devices. If you sell engines to fewer than 16 equipment manufacturers under the provisions of this section, you may instead set up a plan to audit each equipment manufacturer on average once every four model years. Audits must involve the assembling companies' facilities, procedures, and production records to monitor their compliance with your instructions, must include investigation of some assembled engines, and must confirm that the number of aftertreatment devices shipped were sufficient for the number of engines produced. Where an equipment manufacturer is not located in the United States, you may conduct the audit at a distribution or port facility in the United States. You must keep records of these audits and provide a report describing any uninstalled or improperly installed aftertreatment components to us within 90 days of the audit.

(iii) If you sell up to 50 engines per model year under this section, you must conduct audits as described in paragraph (a)(6)(ii) of this section or propose an alternative plan for ensuring that equipment manufacturers properly install aftertreatment devices.

(7) Describe the following things in your application for certification:

(i) How you plan to use the provisions of this section.

(ii) A detailed plan for auditing equipment manufacturers, as described in paragraph (a)(6) of this section.

(iii) All other steps you plan to take under paragraph (a)(6) of this section.

(8) Keep records to document how many engines you produce under this exemption. Also, keep records to document your contractual agreements under paragraph (a)(3) of this section. Keep all these records for five years after the end of the model year and make them available to us upon request.

(9) Make sure the engine has the emission control information label we require under the standard-setting part. Apply an additional temporary label or tag in a way that makes it unlikely that the engine will be installed in equipment other than in its certified configuration. The label or tag must identify the engine as incomplete and include a clear statement that failing to install the aftertreatment device, or otherwise bring the engine into its certified configuration, is a violation of federal law subject to civil penalty.

(b) An engine you produce under this section becomes new when it is fully assembled, except for aftertreatment devices, for the first time. Use this date to determine the engine's model year.

(c) Once the equipment manufacturer takes possession of an engine exempted under this section, the exemption expires and the engine is subject to all the prohibitions in 40 CFR 1068.101.

(d) You must notify us within 15 days if you find from an audit or another source that an equipment manufacturer has failed to meet its obligations under this section.

(e) We may suspend, revoke, or void an exemption under this section, as follows:

(1) We may suspend or revoke your exemption for the entire engine family if we determine that any of the engines are not in their certified configuration after installation in the equipment, or if you fail to comply with the requirements of this section. If we suspend or revoke the exemption for any of your engine families under this paragraph (d), this exemption will not apply for future certificates unless you demonstrate that the factors causing the nonconformity do not apply to the other engine families. We may suspend or revoke the exemption for shipments to a single facility where final assembly occurs.

(2) We may void your exemption for the entire engine family if you intentionally submit false or incomplete information or fail to keep and provide to EPA the records required by this section.

(f) You are liable for the in-use compliance of any engine that is exempt under this section. It is also a violation of § 1068.101(b)(1) for any person to complete assembly of the exempted engine without complying fully with the installation instructions.

■ 133. Section 1068.305 is amended by revising paragraphs (a) and (e) to read as follows:

§ 1068.305 How do I get an exemption or exclusion for imported engines?

(a) Complete the appropriate EPA declaration form before importing any nonconforming engine. These forms are available on the Internet at <http://www.epa.gov/OTAQ/imports/> or by phone at 202-564-9660.

* * * * *

(e) Meet the requirements specified for the appropriate exemption in this part or the standard-setting part, including any labeling requirements that apply.

■ 134. Section 1068.310 is revised to read as follows:

§ 1068.310 What are the exclusions for imported engines?

If you show us that your engines qualify under one of the paragraphs of this section, we will approve your request to import such excluded engines. You must have our approval to import an engine under paragraph (a) of this section. You may, but are not required to request our approval to import the engines under paragraph (b) or (c) of this section. The following engines are excluded:

(a) *Engines used solely for competition.* Engines that you demonstrate will be used solely for competition are excluded from the restrictions on imports in § 1068.301(b), but only if they are properly labeled. See the standard-setting part for provisions related to this demonstration. Section 1068.101(b)(4) prohibits anyone from using these excluded engines for purposes other than competition.

(b) *Stationary engines.* The definition of nonroad engine in 40 CFR 1068.30 does not include certain engines used in stationary applications. Such engines are not subject to the restrictions on imports in § 1068.301(b), but only if they are properly labeled. Section 1068.101 restricts the use of stationary engines for non-stationary purposes.

(c) *Other engines.* The standard-setting parts may exclude engines used in certain applications. For example, engines used in aircraft and very small engines used in hobby vehicles are generally excluded. Engines used in underground mining are excluded if they are regulated by the Mine Safety and Health Administration.

■ 135. Section 1068.315 is amended by revising the introductory text and paragraph (a) and adding paragraph (f)(1)(iii) to read as follows:

§ 1068.315 What are the permanent exemptions for imported engines?

We may approve a permanent exemption from the restrictions on

imports under § 1039.301(b) under the following conditions:

(a) *National security exemption.* You may import an engine under the national security exemption in § 1068.225, but only if it is properly labeled.

* * * * *

(f) * * *

(1) * * *

(iii) Land-based nonroad diesel engines (see part 1039 of this chapter).

* * * * *

■ 136. Section 1068.320 is amended by revising the section heading and paragraphs (a) introductory text and (b) to read as follows:

§ 1068.320 How must I label an imported engine with an exclusion or a permanent exemption?

(a) For engines imported under § 1068.310(a) or (b), you must place a permanent label or tag on each engine. If no specific label requirements in the standard-setting part apply for these engines, you must meet the following requirements:

* * * * *

(b) On the engine label or tag, do the following:

(1) Include the heading "EMISSION CONTROL INFORMATION".

(2) Include your full corporate name and trademark.

(3) State the engine displacement (in liters) and rated power. If the engine's rated power is not established, state the approximate power rating accurately enough to allow a determination of which standards would otherwise apply.

(4) State: "THIS ENGINE IS EXEMPT FROM THE REQUIREMENTS OF [identify the part referenced in 40 CFR 1068.1(a) that would otherwise apply], AS PROVIDED IN [identify the paragraph authorizing the exemption (for example, "40 CFR 1068.315(a)"]]. INSTALLING THIS ENGINE IN ANY DIFFERENT APPLICATION MAY BE A VIOLATION OF FEDERAL LAW SUBJECT TO CIVIL PENALTY."

* * * * *

■ 137. Section 1068.325 is amended by revising the introductory text and paragraphs (a) and (b) and adding paragraph (f) to read as follows:

§ 1068.325 What are the temporary exemptions for imported engines?

If we approve a temporary exemption from the restrictions on importing an engine under § 1039.301(b), you may import it under the conditions in this section. We may ask the U.S. Customs Service to require a specific bond amount to make sure you comply with the requirements of this subpart. You

may not sell or lease one of these engines while it is in the United States. You must eventually export the engine as we describe in this section unless you get a certificate of conformity for it or it qualifies for one of the permanent exemptions in § 1068.315. Section 1068.330 specifies an additional temporary exemption allowing you to import certain engines you intend to sell or lease.

(a) *Exemption for repairs or alterations.* You may temporarily import a nonconforming engine under bond solely to repair or alter it or the equipment in which it is installed. You may operate the engine and equipment in the United States only as necessary to repair it, alter it, or ship it to or from the service location. Export the engine directly after servicing is complete.

(b) *Testing exemption.* You may temporarily import a nonconforming engine under bond for testing if you follow the requirements of § 1068.210. You may operate the engine in the United States only to allow testing. This exemption expires one year after you import the engine, unless we approve an extension. The engine must be exported before the exemption expires.

* * * * *

(f) *Delegated assembly exemption.* You may import a nonconforming engine for final assembly, as described in § 1068.260.

■ 138. Section 1068.335 is amended by revising paragraph (a) to read as follows:

§ 1068.335 What are the penalties for violations?

(a) *All imported engines.* Unless you comply with the provisions of this subpart, importation of nonconforming engines violates sections 203 and 213(d) of the Act (42 U.S.C. 7522 and 7547(d)). You may then have to export the engines, or pay civil penalties, or both. The U.S. Customs Service may seize unlawfully imported engines.

* * * * *

■ 139. Section 1068.401 is revised to read as follows:

§ 1068.401 What is a selective enforcement audit?

(a) We may conduct or require you to conduct emission tests on your production engines in a selective enforcement audit. This requirement is independent of any requirement for you to routinely test production-line engines.

(b) If we send you a signed test order, you must follow its directions and the provisions of this subpart. We may tell you where to test the engines. This may be where you produce the engines or any other emission testing facility.

(c) If we select one or more of your engine families for a selective enforcement audit, we will send the test order to the person who signed the application for certification or we will deliver it in person.

(d) If we do not select a testing facility, notify the Designated Officer within one working day of receiving the test order where you will test your engines.

(e) You must do everything we require in the audit without delay.

■ 140. Section 1068.410 is amended by revising paragraphs (e)(1), (g), and (i) to read as follows:

§ 1068.410 How must I select and prepare my engines?

* * * * *

(e) * * *

(1) We may adjust or require you to adjust idle speed outside the physically adjustable range as needed until the engine has stabilized emission levels (see paragraph (f) of this section). We may ask you for information needed to establish an alternate minimum idle speed.

* * * * *

(g) *Damage during shipment.* If shipping an engine to a remote facility for testing under a selective enforcement audit makes necessary an adjustment or repair, you must wait until after the initial emission test to do this work. We may waive this requirement if the test would be impossible or unsafe, or if it would permanently damage the engine. Report to us, in your written report under § 1068.450, all adjustments or repairs you make on test engines before each test.

* * * * *

(i) *Retesting after invalid tests.* You may retest an engine if you determine an emission test is invalid under the standard-setting part. Explain in your written report reasons for invalidating any test and the emission results from all tests. If you retest an engine and, within ten days after testing, ask to substitute results of the new tests for the original ones, we will answer within ten days after we receive your information.

■ 141. Section 1068.415 is amended by revising paragraphs (d) and (e) to read as follows:

§ 1068.415 How do I test my engines?

* * * * *

(d) Accumulate service on test engines at a minimum rate of 6 hours per engine during each 24-hour period. The first 24-hour period for service accumulation begins when you finish preparing an engine for testing. The minimum service accumulation rate does not apply on weekends or

holidays. You may ask us to approve a lower service accumulation rate. Plan your service accumulation to allow testing at the rate specified in paragraph (c) of this section. Select engine operation for accumulating operating hours on your test engines to represent normal in-use engine operation for the engine family.

(e) Test engines in the same order you select them.

■ 142. Section 1068.445 is amended by revising paragraph (a)(1) to read as follows:

§ 1068.445 When may EPA revoke my certificate under this subpart and how may I sell these engines again?

(a) * * *

(1) You do not meet the reporting requirements under this subpart.

* * * * *

■ 143. Section 1068.450 is amended by revising paragraph (e) to read as follows:

§ 1068.450 What records must I send to EPA?

* * * * *

(e) We may post test results on publicly accessible databases and we will send copies of your reports to anyone from the public who asks for them. We will not release information about your sales or production volumes, which is all we will consider confidential.

■ 144. Section 1068.501 is revised to read as follows:

§ 1068.501 How do I report engine defects?

This section addresses your responsibility to investigate and report emission-related defects in design, materials, or workmanship. The provisions of this section do not limit your liability under this part or the Clean Air Act. For example, selling an engine that does not conform to your application for certification is a violation of § 1068.101(a)(1), independent of the requirements of this section.

(a) *General provisions.* As an engine manufacturer, you must investigate in certain circumstances whether engines that have been introduced into commerce in the United States have incorrect, improperly installed, or otherwise defective emission-related components or systems. You must also send us reports as specified by this section.

(1) This section addresses defects for any of the following emission-related components, or systems containing the following components:

(i) Electronic control units, aftertreatment devices, fuel-metering

components, EGR-system components, crankcase-ventilation valves, all components related to charge-air compression and cooling, and all sensors associated with any of these components.

(ii) Any other component whose primary purpose is to reduce emissions.

(iii) Any other component whose failure might increase emissions of any pollutant without significantly degrading engine performance.

(2) The requirements of this section relate to defects in any of the components or systems identified in paragraph (a)(1) of this section if the defects might affect any of the parameters or specifications in Appendix II of this part or might otherwise affect an engine's emissions of any pollutant.

(3) For the purposes of this section, defects do not include damage to emission-related components or systems (or maladjustment of parameters) caused by owners improperly maintaining or abusing their engines.

(4) The requirements of this section do not apply to emission control information labels. Note however, that § 1068.101(a)(1) prohibits the sale of engines without proper labels, which also applies to misprinted labels.

(5) You must track the information specified in paragraph (b)(1) of this section. You must assess this data at least every three months to evaluate whether you exceed the thresholds specified in paragraphs (e) and (f) of this section. Where thresholds are based on a percentage of engines in the engine family, use actual sales figures for the whole model year when they become available. Use projected sales figures until the actual sales figures become available. You are not required to collect additional information other than that specified in paragraph (b)(1) of this section before reaching a threshold for an investigation specified in paragraph (e) of this section.

(6) You may ask us to allow you to use alternate methods for tracking, investigating, reporting, and correcting emission-related defects. In your request, explain and demonstrate why you believe your alternate system will be at least as effective in the aggregate in tracking, identifying, investigating, evaluating, reporting, and correcting potential and actual emissions-related defects as the requirements in this section. In this case, provide all available data necessary to demonstrate why an alternate system is appropriate for your engines and how it will result in a system at least as effective as that required under this section.

(7) If we determine that emission-related defects result in a substantial number of properly maintained and used engines not conforming to the regulations of this chapter during their useful life, we may order you to conduct a recall of your engines (see § 1068.505).

(8) Send all reports required by this section to the Designated Officer.

(9) This section distinguishes between defects and possible defects. A possible defect exists anytime there is an indication that an emission-related component or system might have a defect, as described in paragraph (b)(1) of this section.

(b) *Investigation of possible defects.* Investigate possible defects as follows:

(1) If the number of engines that have a possible defect, as defined by this paragraph (b)(1), exceeds a threshold specified in paragraph (e) of this section, you must conduct an investigation to determine if an emission-related component or system is actually defective. You must classify an engine component or system as having a possible defect if any of the following sources of information shows there is a significant possibility that a defect exists:

(i) A warranty claim is submitted for the component, whether this is under your emission-related warranty or any other warranty.

(ii) Your quality-assurance procedures suggest that a defect may exist.

(iii) You receive any other information for which good engineering judgment would indicate the component or system may be defective, such as information from dealers, field-service personnel, hotline complaints, or engine diagnostic systems.

(2) If the number of shipped replacement parts for any individual component is high enough that good engineering judgment would indicate a significant possibility that a defect exists, you must conduct an investigation to determine if it is actually defective. Note that this paragraph (b)(2) does not require data-tracking or recording provisions related to shipment of replacement parts.

(3) Your investigation must be prompt, thorough, consider all relevant information, follow accepted scientific and engineering principles, and be designed to obtain all the information specified in paragraph (d) of this section.

(4) Your investigation needs to consider possible defects that occur only within the useful life period, or within five years after the end of the model year, whichever is longer.

(5) You must continue your investigation until you are able to show

that there is no emission-related defect or you obtain all the information specified for a defect report in paragraph (d) of this section. Send us an updated defect report anytime you have significant additional information.

(6) If a component with a possible defect is used in additional engine families or model years, you must investigate whether the component may be defective when used in these additional engine families or model years, and include these results in any defect report you send under paragraph (c) of this section.

(7) If your initial investigation concludes that the number of engines with a defect is fewer than any of the thresholds specified in paragraph (f) of this section, but other information later becomes available that may show that the number of engines with a defect exceeds a threshold, then you must resume your investigation. If you resume an investigation, you must include the information from the earlier investigation to determine whether to send a defect report.

(c) *Reporting defects.* You must send us a defect report in either of the following cases:

(1) Your investigation shows that the number of engines with a defect exceeds a threshold specified in paragraph (f) of this section. Send the defect report within 21 days after the date you identify this number of defective engines. See paragraph (h) of this section for reporting requirements that apply if the number of engines with a defect does not exceed any of the thresholds in paragraph (f) of this section.

(2) You know there are emission-related defects for a component or system in a number of engines that exceeds a threshold specified in paragraph (f) of this section, regardless of how you obtain this information. Send the defect report within 21 days after you learn that the number of defects exceeds a threshold.

(d) *Contents of a defect report.* Include the following information in a defect report:

(1) Your corporate name and a person to contact regarding this defect.

(2) A description of the defect, including a summary of any engineering analyses and associated data, if available.

(3) A description of the engines that have the defect, including engine families, models, and range of production dates.

(4) An estimate of the number and percentage of each class or category of affected engines that have the defect, and an explanation of how you

determined this number. Describe any statistical methods you used under paragraph (g)(6) of this section.

(5) An estimate of the defect's impact on emissions, with an explanation of how you calculated this estimate and a summary of any emission data demonstrating the impact of the defect, if available.

(6) A description of your plan for addressing the defect or an explanation of your reasons for not believing the defects must be addressed.

(e) *Thresholds for conducting a defect investigation.* You must begin a defect investigation based on the following number of engines that may have the defect:

(1) For engines with maximum engine power at or below 560 kW:

(i) For engine families with annual sales below 500 units: 50 or more engines.

(ii) For engine families with annual sales from 500 to 50,000 units: more than 10.0 percent of the total number of engines in the engine family.

(iii) For engine families with annual sales above 50,000 units: 5,000 or more engines.

(2) For engines with maximum engine power greater than 560 kW:

(i) For engine families with annual sales below 250 units: 25 or more engines.

(ii) For engine families with annual sales at or above 250 units: more than 10.0 percent of the total number of engines in the engine family.

(f) *Thresholds for filing a defect report.* You must send a defect report based on the following number of engines that have the defect:

(1) For engines with maximum engine power at or below 560 kW:

(i) For engine families with annual sales below 1,000 units: 20 or more engines.

(ii) For engine families with annual sales from 1,000 to 50,000 units: more than 2.0 percent of the total number of engines in the engine family.

(iii) For engine families with annual sales above 50,000 units: 1,000 or more engines.

(2) For engines with maximum engine power greater than 560 kW:

(i) For engine families with annual sales below 150 units: 10 or more engines.

(ii) For engine families with annual sales from 150 to 750 units: 15 or more engines.

(iii) For engine families with annual sales above 750 units: more than 2.0 percent of the total number of engines in the engine family.

(g) *How to count defects.* (1) Track defects separately for each model year

and engine family as much as possible. If information is not identifiable by model year or engine family, use good engineering judgment to evaluate whether you exceed a threshold in paragraph (e) or (f) of this section. Consider only your U.S.-directed production volume.

(2) Within an engine family, track defects together for all components or systems that are the same in all material respects. If multiple companies separately supply a particular component or system, treat each company's component or system as unique.

(3) If a possible defect is not attributed to any specific part of the engine, consider the complete engine a distinct component for evaluating whether you exceed a threshold in paragraph (e) of this section.

(4) If you correct defects before they reach the ultimate purchaser as a result of your quality-assurance procedures, count these against the investigation thresholds in paragraph (e) of this section unless you routinely check every engine in the engine family. Do not count any corrected defects as actual defects under paragraph (f) of this section.

(5) Use aggregated data from all the different sources identified in paragraph (b)(1) of this section to determine whether you exceed a threshold in paragraphs (e) and (f) of this section.

(6) If information is readily available to conclude that the possible defects identified in paragraph (b)(1) of this section are actual defects, count these toward the reporting thresholds in paragraph (f) of this section.

(7) During an investigation, use appropriate statistical methods to project defect rates for engines that you are not otherwise able to evaluate. For example, if 75 percent of the components replaced under warranty are available for evaluation, it would be appropriate to extrapolate known information on failure rates to the components that are unavailable for evaluation. Take steps as necessary to prevent bias in sampled data. Make adjusted calculations to take into account any bias that may remain.

(h) *Investigation reports.* Once you trigger an investigation threshold under paragraph (e) of this section, you must report your progress and conclusions. In your reports, include the information specified in paragraph (d) of this section, or explain why the information is not relevant. Send us the following reports:

(1) While you are investigating, send us mid-year and end-of-year reports to describe the methods you are using and

the status of the investigation. Send these status reports no later than June 30 and December 31 of each year.

(2) If you find that the number of components or systems with an emission-related defect exceeds a threshold specified in paragraph (f) of this section, send us a report describing your findings within 21 days after the date you reach this conclusion.

(3) If you find that the number of components or systems with an emission-related defect does not exceed any of the thresholds specified in paragraph (f) of this section, send us a final report supporting this conclusion. For example, you may exclude warranty claims that resulted from misdiagnosis and you may exclude defects caused by improper maintenance, improper use, or misfueling. Send this report within 21 days after the date you reach this conclusion.

(i) *Future production.* If you identify a design or manufacturing defect that prevents engines from meeting the requirements of this part, you must correct the defect as soon as possible for future production of engines in every family affected by the defect. This applies without regard to whether you are required to conduct a defect investigation or submit a defect report under this section.

■ 145. Section 1068.505 is amended by revising paragraphs (a) and (e) and adding paragraph (f) to read as follows:

§ 1068.505 How does the recall program work?

(a) If we make a determination that a substantial number of properly maintained and used engines do not conform to the regulations of this chapter during their useful life, you must submit a plan to remedy the nonconformity of your engines. We will notify you of our determination in writing. Our notice will identify the class or category of engines affected and describe how we reached our conclusion. If this happens, you must meet the requirements and follow the instructions in this subpart. You must remedy at your expense noncompliant engines that have been properly maintained and used, as described in § 1068.510(a)(7). You may not transfer this expense to a dealer or equipment manufacturer through a franchise or other agreement.

* * * * *

(e) You may ask us to allow you to conduct your recall differently than specified in this subpart, consistent with section 207(c) of the Act (42 U.S.C. 7541(c)).

(f) You may do a voluntary recall under § 1068.535, unless we have made

the determination described in § 1068.535(a).

■ 146. Section 1068.510 is amended by revising paragraph (a)(7) to read as follows:

§ 1068.510 How do I prepare and apply my remedial plan?

(a) * * *

(7) The proper maintenance or use you will specify, if any, as a condition to be eligible for repair under the remedial plan. Describe how these specifications meet the provisions of paragraph (e) of this section. Describe how the owners should show they meet your conditions.

* * * * *

■ 147. Section 1068.530 is amended by revising the introductory text to read as follows:

§ 1068.530 What records must I keep?

We may review your records at any time, so it is important that you keep required information readily available. Keep records associated with your recall campaign for three years after you send the last report we require under § 1068.525(b). Organize and maintain your records as described in this section.

* * * * *

■ 148. Appendix I to part 1068 is amended by removing paragraph IV and

revising the introductory text to read as follows:

Appendix I to Part 1068—Emission-Related Components

This appendix specifies emission-related components that we refer to for describing such things as emission-related warranty or requirements related to rebuilding engines.

[FR Doc. 04-11293 Filed 6-28-04; 8:45 am]

BILLING CODE 6560-50-P

Overview: Diesel Exhaust & Health

CATEGORIES

Topics Health, Air Pollution, Electrifying Transportation, Construction & Earthmoving Equipment, Environmental Justice, Oceangoing Vessels & Harbor Craft, Freight & Goods Movement, Trains & Railyards, Transit, VW Diesel Vehicles

Programs Exposure, Community Air Protection Program, Community Health, Zero-Emission Powertrain Certification, Alternative Diesel Fuels, In-Use Off-Road Diesel-Fueled Fleets Regulation, Study of Neighborhood Air near Petroleum Sources, School Buses

Type Information

CONTACT

Research Division

Email research@arb.ca.gov

Phone (916) 445-0753

Background





Diesel engines emit a complex mixture of air pollutants, including both gaseous and solid

material. The solid material in diesel exhaust is known as diesel particulate matter (DPM). More than 90% of DPM is less than 1 μm in diameter (about 1/70th the diameter of a human hair), and thus is a subset of particulate matter less than 2.5 microns in diameter (PM_{2.5}). Most PM_{2.5} derives from combustion, such as use of gasoline and diesel fuels by motor vehicles, burning of natural gas to generate electricity, and wood burning. PM_{2.5} is the size of ambient particulate matter air pollution most associated with adverse health effects of the air pollutants that have ambient air quality standards. These health effects include cardiovascular and respiratory hospitalizations, and premature death. As a California statewide average, DPM comprises about 8% of PM_{2.5} in outdoor air, although DPM levels vary regionally due to the non-uniform distribution of sources throughout the state.

DPM is typically composed of carbon particles (“soot”, also called black carbon, or BC) and numerous organic compounds, including over 40 known cancer-causing organic substances. Examples of these chemicals include polycyclic aromatic hydrocarbons, benzene, formaldehyde, acetaldehyde, acrolein, and 1,3-butadiene. Diesel exhaust also contains gaseous pollutants, including volatile organic compounds and oxides of nitrogen (NO_x). NO_x emissions from diesel engines are important because they can undergo chemical reactions in the atmosphere leading to formation of PM_{2.5} and ozone.

Most major sources of diesel emissions, such as ships, trains, and trucks operate in and around ports, rail yards, and heavily traveled roadways. These areas are often located near highly populated areas. Because of this, elevated DPM levels are mainly an urban problem, with large numbers of people exposed to higher DPM concentrations, resulting in greater health consequences compared to rural areas. A large fraction of personal exposure to DPM occurs during travel on roadways. Although Californians spend a relatively small proportion of their time in enclosed vehicles (about 7% for adults and teenagers, and 4% for children under 12), 30 to 55% of total daily DPM exposure typically occurs during the time people spend in motor vehicles.

Diesel Particulate Matter and Health

The majority of DPM is small enough to be inhaled into the lungs. Most inhaled particles are subsequently exhaled, but some deposit on the lung surface. Although particles the size of DPM can deposit throughout the lung, the largest fraction deposits in the deepest regions of the lungs where the lung is most susceptible to injury.



In 1998, CARB identified DPM as a toxic air contaminant based on published evidence of a relationship between diesel exhaust exposure and lung cancer and other adverse health effects. In 2012, additional studies on the cancer-causing potential of diesel exhaust published since CARB's determination led the International Agency for Research on Cancer (IARC, a division of the World Health Organization) to list diesel engine exhaust as "carcinogenic to humans". This determination is based primarily on evidence from occupational studies that show a link between exposure to DPM and lung cancer induction, as well as death from lung cancer. Download the IARC report (external site).

Because it is part of PM_{2.5}, DPM also contributes to the same non-cancer health effects as PM_{2.5} exposure. These effects include premature death, hospitalizations and emergency department visits for exacerbated chronic heart and lung disease, including asthma, increased respiratory symptoms, and decreased lung function in children. Several studies suggest that exposure to DPM may also facilitate development of new allergies. Those most vulnerable to non-cancer health effects are children whose lungs are still developing and the elderly who often have chronic health problems.

Estimated Health Effects of DPM in California

DPM has a significant impact on California's population. It is estimated that about 70% of total known cancer risk related to air toxics in California is attributable to DPM. Based on 2012 estimates of statewide exposure, DPM is estimated to increase statewide cancer risk by 520 cancers per million residents exposed over a lifetime. Non-cancer health effects associated with exposure to DPM (based on 2014 - 2016 air quality data) are shown in the table below.

Health Effect	Estimated Annual Number of Cases*
Cardiopulmonary Death	730 (570 – 890)
Hospitalizations (Cardiovascular and Respiratory)	160 (20 – 290)
Emergency Room Visits for Asthma	370 (240 – 510)



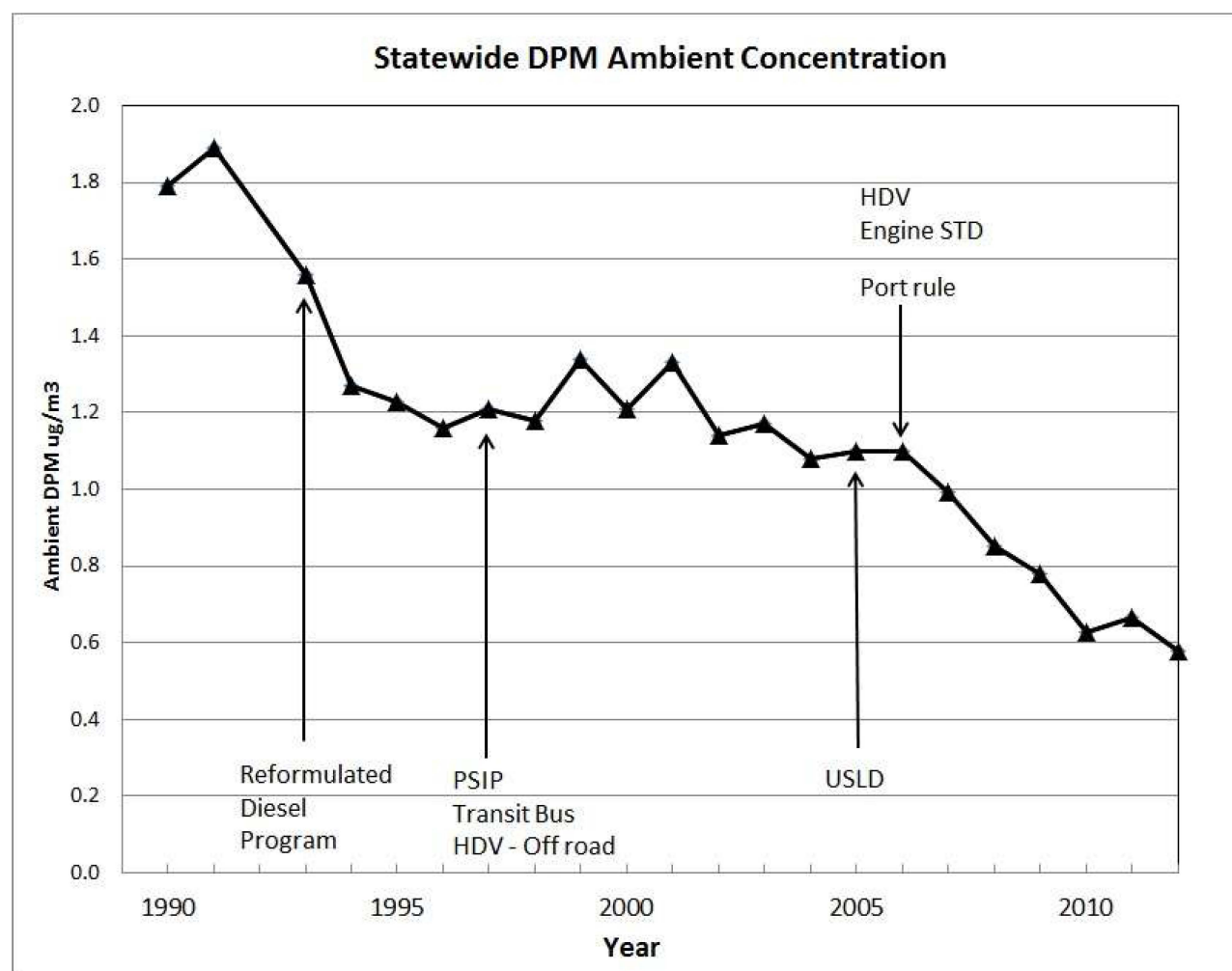
*Values in parenthesis indicate 95% confidence interval.

More Information

Trends in Outdoor Levels of DPM

The figure below shows the trend in ambient DPM. CARB regulations** of diesel engines and fuels have had a dramatic effect on DPM concentrations. Since 1990, DPM levels have decreased by 68%. The figure also shows which regulations have had the greatest impact on DPM.

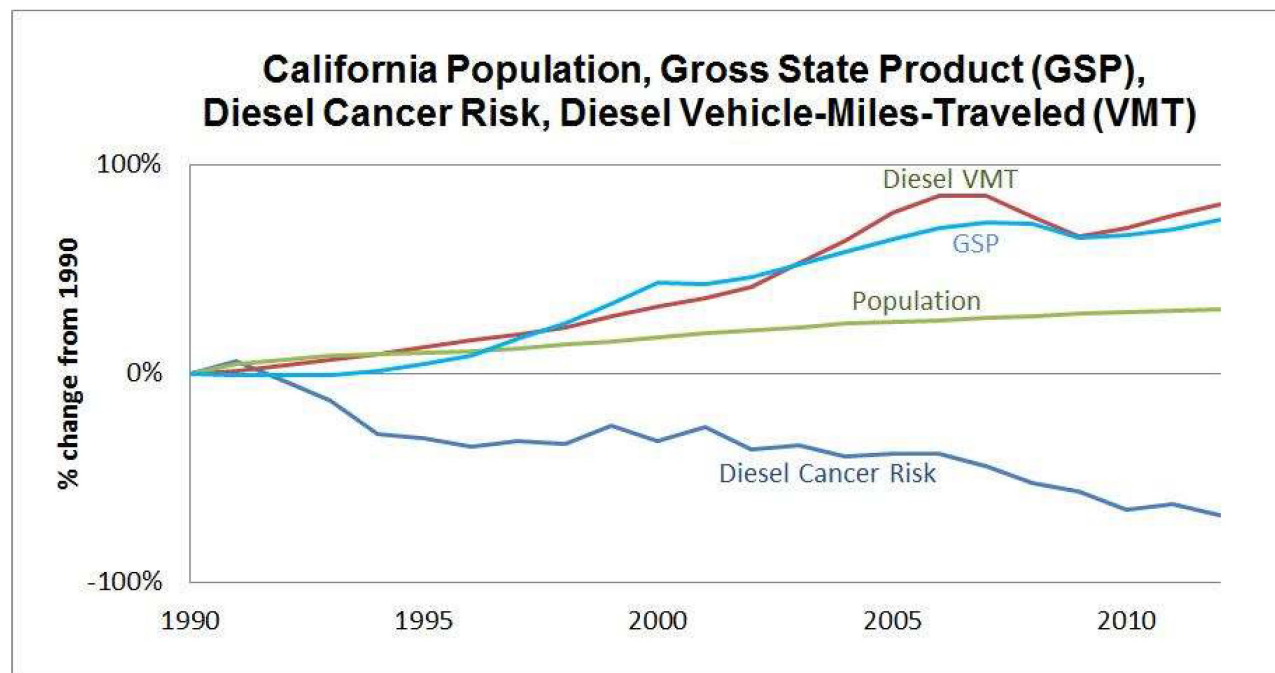
DPM levels are expected to continue declining as additional controls are adopted, and the number of new technology diesel vehicles increases.



**Abbreviations of CARB regulations used in table: HDV Engine STD = Heavy-duty diesel truck engine standard; HDV - Off road = Heavy-duty off-road diesel engines; Port rule = Port (drayage) trucks; PSIP = Periodic self-inspection program; Transit bus = Urban transit buses; ULSD = Clean diesel fuel



The figure below shows that despite the increased number of vehicle miles traveled by diesel vehicles (VMT, red line), and despite increases in statewide population (green line) and gross state product (GSP, a measure of growth in the state's economy, light blue line), CARB's regulatory programs still led to a decline in statewide cancer risk (dark blue line).



Additional Information

- CARB's diesel programs
- CARB's diesel mobile vehicles and equipment activities
- CARB's freight transport, ports and rail programs
- California's diesel fuel program
- Other diesel-related programs
- Selected references on diesel-related health effects

Environmental Effects of Diesel Exhaust

In addition to its health effects, diesel exhaust significantly contributes to haze that reduces visibility by obscuring outdoor views and decreasing the distance over which one can distinguish features across the landscape. Researchers have reported that in the San



Joaquin Valley and in southern California, diesel engines contribute to a reduction in visibility. This decrease in visibility is caused by scattering and absorption of sunlight by particles and gases present in diesel emissions.

DPM also plays an important role in climate change. A large proportion of DPM is composed of BC. Recent studies cited in the Intergovernmental Panel on Climate Change report estimate that emissions of BC are the second largest contributor to global warming, after carbon dioxide emissions. Warming occurs when BC particles absorb sunlight, convert it into infrared (heat) radiation, and emit that radiation to the surrounding air. A recent California-specific study showed that the darkening of snow and ice by BC deposition is a major factor in the rapid disappearance of the Sierra Nevada snow packs. Melting of the snow pack of the Sierra Nevada earlier in the spring is one of the contributing factors to the serious decline in California's water supply. As additional DPM controls are adopted, and the number of new technology diesel vehicles increases, BC emissions will continue to decline.

Conclusions

Although progress has been made over the past decade in reducing exposure to diesel exhaust, diesel exhaust still poses substantial risks to public health and the environment. Efforts to reduce DPM exposure through use of cleaner-burning diesel fuel, retrofitting engines with particle-trapping filters, introduction of new, advanced technologies that reduce particle emissions, and use of alternative fuels are approaches that are being explored and implemented. CARB anticipates that newly adopted diesel exhaust control measures will reduce population exposure even further, and that as the sustainable freight program expands, population exposure to diesel exhaust pollution will decrease even further. It is estimated that emissions of DPM in 2035 will be less than half those in 2010, further reducing statewide cancer risk and non-cancer health effects.

RELATED RESOURCES



**SNAPS Inglewood Oil
Field Communities
Draft Air Monitoring
Plan**

**Truck and Bus
Regulation
Manufacturer Delay
Extension**

**Regulación de
Camiones y Autobuses
Extensión por Demora
del Fabricante**

(800) 242-4450 | helpline@arb.ca.gov
1001 I Street, Sacramento, CA 95814
P.O. Box 2815, Sacramento, CA 95812



Copyright © 2022 State of California



Cleaner Diesel Handbook



BRING CLEANER FUEL AND DIESEL RETROFITS
INTO YOUR NEIGHBORHOOD

APRIL 2005

e

ENVIRONMENTAL DEFENSE

finding the ways that work

Cleaner Diesel Handbook

BRING CLEANER FUEL AND DIESEL RETROFITS
INTO YOUR NEIGHBORHOOD

APRIL 2005

AUTHORS

Janea Scott

Isabelle Silverman

Stephanie Tatham

e

ENVIRONMENTAL DEFENSE

finding the ways that work

Cover images: Courtesy of Johnson Matthey (left), Environmental Defense (right).

Our mission

Environmental Defense is dedicated to protecting the environmental rights of all people, including the right to clean air, clean water, healthy food and flourishing ecosystems. Guided by science, we work to create practical solutions that win lasting political, economic and social support because they are nonpartisan, cost-effective and fair.

©2005 Environmental Defense

The complete report is available online at www.environmentaldefense.org.

Contents

Executive summary	iv
CHAPTER 1	
Introduction: achieving cleaner, healthier air today	1
CHAPTER 2	
The dangers of diesel emissions	3
CHAPTER 3	
Cost-effective ways to reduce health threats	7
CHAPTER 4	
Successes and regional programs	11
CHAPTER 5	
Fueling a cleaner tomorrow	21
CHAPTER 6	
Filtering out pollutants	27
CHAPTER 7	
Funding	38
CHAPTER 8	
Onroad and nonroad EPA/CARB verification	40
CHAPTER 9	
Retrofit programs in State Implementation Plans	42
CHAPTER 10	
Tools for spurring retrofits	44
Appendices	51
Notes	64

Executive summary

Cost-effective steps to reducing diesel pollution

Environmental Defense's *Cleaner Diesel Handbook* is designed to empower the private sector, public officials and ordinary citizens with the means to reduce harmful pollution from diesel engines. This handbook focuses on methods of reducing pollution created by diesel engines, especially those used in construction and other nonroad sectors. The nonroad sector includes vehicles not typically found on roads, such as agricultural equipment, locomotives, ferries, snowmobiles and airplanes. Construction equipment is part of the nonroad sector. Collectively, nonroad engines discharge more dangerous fine sooty particles than any other source in the transportation sector. The solutions described here can reduce these harmful emissions by up to 90% and are a cost-effective response to the challenge of improving local air quality.

The health imperative: half of Americans live with unhealthy air

Diesel engines emit nearly 40 toxic substances, smog-forming oxides of nitrogen and fine particulate matter, and they contribute to a laundry list of adverse health effects including: asthma, cardiovascular and respiratory problems, strokes, heart attacks, lung cancer and premature death. Diesel exhaust is estimated to contribute to more than 75% of the added cancer risk from air toxics in the United States. Of special concern are two main pollutants: fine particulate matter, which lodges deep in the lungs, and oxides of nitrogen (NO_x), which are precursors to smog. Both can be reduced substantially with the tools described in this handbook.

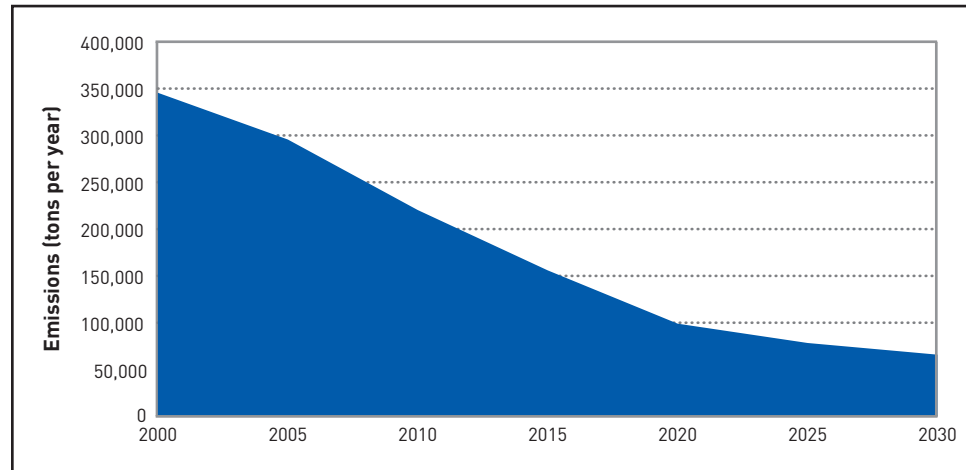
Recent data from the U.S. Environmental Protection Agency (EPA) shows that about half of all Americans live in places that fail to meet basic health standards for ozone (smog), fine particulates (soot) or both. On April 15, 2004, EPA found 474 counties—home to 159 million Americans—out of full compliance with the health-based eight-hour ozone standard. NO_x is a significant precursor in the formation of ground-level ozone and nonroad engines, as a vehicle class, emit almost one-fifth (more than 4 million tons) of the total national NO_x emissions from all sources.

As of April 2005, EPA classified 208 counties spanning 20 states as being out of full compliance with the health-based fine particulate (PM_{2.5}) standard. More than 57 million Americans live in counties that are not meeting the health-based particulate pollution standard. For the states and local communities that are struggling to trim every possible ton of pollution to meet federal health-based air quality standards and protect the health of their community, reducing pollution from existing diesel vehicles and equipment now is vitally important.

Cleaner air: bridging the 25-year gap

On May 10, 2004, EPA announced new air pollution regulations that will significantly lower pollution from new nonroad diesel engines used in construction, agriculture, manufacturing and services. As old diesel equipment is replaced over the coming years, this rule will deliver important public health benefits to communities across America. But the full pollution reductions and

FIGURE 1
Particulate pollution under phase-in of federal standards for diesel trucks, buses, and machinery



National PM_{2.5} emissions under phase-in of federal standards for onroad diesel trucks and buses, and nonroad diesel equipment. (Estimated from EPA, 2000 and EPA, 2004a)

public health benefits of this rule will not be realized for more than 20 years due to the lag in time before the emissions standards come into effect and because of the long life spans of heavy-duty diesel engines. Many nonroad engines, like those used on construction or marine vehicles, may have life spans of several decades. A child born today may still be breathing soot from a backhoe in her neighborhood when she graduates from college—unless that backhoe is replaced with a clean one or retrofit with emissions controls.

Figure 1 shows national particulate pollution under the phase-in of the federal emissions standards for diesel trucks, buses and nonroad machinery.

While the health benefits from full implementation of EPA national diesel emissions standards are extremely important, the incremental phase-in of these benefits indicates that thousands of premature deaths each year could be prevented by speeding the cleanup of diesel engines. The shaded area under the curve represents the pollution a retrofit program could prevent.

Cost-effective diesel pollution reduction

This handbook demonstrates that cleaning up diesel engines is a cost-effective way to reduce the adverse health effects of diesel pollution and outlines some simple steps, like enforcing idling laws and using clean fuels—like ultra-low sulfur diesel (ULSD)—with best available retrofit technologies that can cut diesel emissions by up to 90%.

The three “Rs” of emissions reduction

Repower. Replace the engine, or entire vehicle, with newer, cleaner technologies that meet or exceed EPA’s newest standards and/or uses alternative fuels.

Refuel. Alternative fuels, ultra-low sulfur diesel fuel and other clean fuels or additives are important first steps.

Retrofit. Reduce diesel exhaust with best available pollution control technology.

The handbook describes the “3Rs” of engine operations, as well as the use of best practices in equipment management. It gives particular attention to the subjects of cleaner fuels and retrofit technologies. The main goal is to reduce emissions of both fine particulate matter and NO_x. Appendices to the handbook will include some information on the manufacturers of retrofit technology and distributors of cleaner fuels. Together, this information is meant to serve as a starting point for anyone seeking to cut harmful diesel pollution.

Right now, there are a variety of cleaner fuels and demonstrated retrofit technologies available to reduce emissions of particulate matter (PM), oxides of nitrogen (NO_x), hydrocarbons (HC), carbon monoxide (CO), smoke and odor from existing diesel engines. It is important to remember that not all technologies and fuels target the same pollutants, and that appropriate tech-

nologies or fuels may vary in different contexts. Generally, a combination of multiple technologies and emissions control strategies is necessary for maximum emissions reduction.

In addition to describing the tools available for diesel pollution reduction, this handbook examines a variety of methods for implementing successful retrofit programs. The handbook provides examples of successful programs such as government and private sector efforts, contract specifications, voluntary retrofit programs, and economic or market incentive programs that provide financial support for cleaner technology or fuels.

Ultimately, the handbook demonstrates the need to reduce diesel engine emissions and presents the means to design and implement measures to clean up diesel technology. Together, these tools can be used to build a successful retrofit program in any community.

Introduction: achieving cleaner, healthier air today

Science is very clear that air pollution from diesel engines endangers human health. Fortunately, cost-effective and practical technologies exist to substantially reduce diesel pollution. Across the country, we find successful diesel emissions-reduction programs, from school buses and trucks to construction equipment and ferries. Such programs can cut diesel pollution from targeted fleets by up to 90%. Yet far too many communities still have not taken advantage of these opportunities to win healthier air. This handbook is a guide to how to bring that success to your community, your company and your local government.

The purpose of this handbook is to provide practical information for decision-makers in the public and private sectors to use in creating and implementing effective emissions-reduction projects for construction and other nonroad diesel fleets.¹ Because the nonroad sector is so dirty, and because the emissions-reduction solutions are not yet widely disseminated for this sector, this handbook focuses attention on construction fleets and other nonroad applications. The handbook's basic concepts, however, are applicable across the diesel sector.

This handbook sets forth:

- the health imperative for reducing diesel pollution today;
- an overview of technologies and fuels that can reduce diesel pollution, with detailed follow-up information;
- information about successful retrofit programs;
- examples of contract specifications and other incentives for cleaning diesel engines.

Together, these tools can be used by any citizen concerned about diesel pollution to inform local policymakers and contractors about the benefits of, and the steps involved in, implementing a successful retrofit program.

This handbook focuses on how to reduce pollution from vehicles, engines and equipment used for construction. Construction vehicles are classified as “mobile sources” because they move. Mobile sources are divided into the “onroad” and “nonroad” sectors. The onroad sector includes vehicles used on roads for transportation of passengers or freight.

The nonroad sector includes vehicles that are not typically found on roads, such as agricultural equipment, locomotives, ferries, snowmobiles and airplanes. Construction equipment is part of the nonroad sector. However, the technologies, fuels, and techniques found herein are frequently applicable across the diesel sector (onroad engines and other nonroad engines) as well. For more information, visit the EPA Mobile Source web site at: <http://www.epa.gov/otaq/inventory/overview/examples.htm>.

Since 1996, EPA has required new nonroad diesel engines to meet specific emissions levels. Until 1996, those standards were not very strong, and as a result they allowed for high levels of pollution. On May 10, 2004, EPA announced air pollution regulations that will lower pollution from *new* nonroad diesel engines used in construction, agriculture, manufacturing and services by more than 90%.

To meet this rigorous emissions standard, EPA requires a combination of cleaner engines, pollution control technology and cleaner fuel. Based on

EPA estimates, when the full inventory of older nonroad engines has been replaced, the nonroad diesel program will annually prevent up to 12,000 premature deaths, one million lost work days, 15,000 heart attacks and 6,000 children's asthma-related emergency room visits.² According to EPA, the overall benefits of the nonroad diesel program outweigh the costs by a ratio of 40 to 1.³

But the full pollution reduction and public health benefits of the nonroad rule will not be realized for more than 20 years due to the lag in time before the emissions standards come into effect and because of the long life spans of heavy-duty diesel engines. EPA estimates that by 2030 the entire inventory of nonroad vehicles covered by this new rule should be upgraded.⁴

Given that nonroad engines remain in use for a very long time, even decades, strategies to retrofit existing machinery and the use of ultra-low sulfur diesel (ULSD) fuel are extremely important to win public health gains now. Figure 1 (page v) shows the national particulate pollution under the phase-in of the

federal emissions standards for diesel trucks and buses, and nonroad machinery.

The public health benefits will likewise be phased in over time. EPA estimates, for example, that only about 30% of the ultimate level of annual benefits under its recently announced standards for nonroad diesel engines will be realized by 2015; just over 50% will be realized by 2020. While the health benefits from full implementation of EPA national diesel emissions standards are extremely important, the incremental phase-in of these benefits indicates that thousands of premature deaths each year, occurring now, could be prevented by accelerating the cleanup of diesel engines.

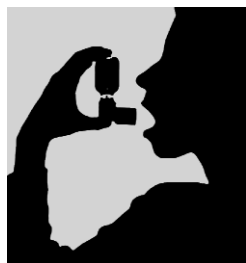
Right now, there are a variety of demonstrated retrofit technologies available to reduce particulate matter (PM), oxides of nitrogen (NO_x), hydrocarbon (HC), carbon monoxide (CO), smoke and odor created by existing diesel engines. Therefore, programs to reduce pollution from existing diesel engines are critical. This handbook explores a variety of methods for implementing successful retrofit programs.

Children are particularly vulnerable to the harmful health effects of diesel exhaust.



ENVIRONMENTAL DEFENSE

The dangers of diesel emissions



According to recent EPA data, about half of all Americans now live in counties that fail to meet basic healthy air standards. On April 15, 2004, EPA found 474 counties, home to 159 million Americans, out of full compliance with the health-based eight-hour ozone standard.⁵ In April 2005, EPA also found 208 counties representing more than 57 million Americans out of full compliance with the health-based particulate pollution standard.⁶

For the states and local communities that are struggling to trim every possible ton of pollution to meet federal health-based air quality standards, reducing pollution from existing diesel vehicles and equipment now is vitally important. Retrofits and the use of clean fuels are one of the most cost-effective ways to reduce diesel emissions and restore healthy air.

Diesel engines, including the construction engines that are the focus of this handbook, emit nearly 40 toxic substances (Table 1), smog-forming oxides of nitrogen and fine particulate matter (PM_{2.5}), which can penetrate the lungs and enter the bloodstream. Due to their small size, particulates are easily inhaled and reach deep into the lungs where they can trigger an inflammatory response. Exposure to particulate matter is associated with heart attacks, irregular heartbeat, asthma attacks, reduced lung function and bronchitis.

Several organizations, including EPA, have designated diesel exhaust as a probable or potential human carcinogen (Table 2). It is estimated that diesel exhaust contributes more than 70% of the cancer risk from air toxics in the United States.⁷ Diesel emissions are also estimated to be the hazardous air pollutant with the highest contribution to cancer risk in many areas across the

country;⁸ according to Environmental Defense's Scorecard, this is true in New York, Los Angeles, Houston, Denver, Chicago and Atlanta.⁹

Smog-forming nitrogen oxides

Nitrogen oxides (NO_x) and volatile organic compounds (VOCs) that are created by diesel exhaust are precursors to ground-level ozone, or smog. Non-road engines, as a vehicle class, also emit more than 4 million tons of NO_x each year—this is approximately 19% of the total national NO_x emissions from all sources (22,349,000 tons).¹⁰ As well as being significant contributors to ground-level ozone or smog, nitrogen oxides are also significant contributors to acid deposition, eutrophication of coastal bodies of water, fine particulate emissions and haze.

Fine particulate matter

There is a well-researched body of epidemiological studies from around the world that documents the serious threats associated with exposure to PM_{2.5}. These studies have linked PM_{2.5} to adverse health effects, such as asthma, cardiovascular and respiratory problems, strokes, heart attacks¹¹ and lower birth weight¹² leading to increased use of asthma medications, doctor visits, emergency room visits, hospital admissions, school absenteeism and premature death.¹³ Researchers estimate that as many as 60,000 Americans die prematurely each year because of exposure to fine particles.¹⁴ Children, the elderly and the ill are particularly vulnerable. National PM_{2.5} emissions from mobile sources totaled approximately 452,000 short

tons in 2001. Nonroad vehicles created the majority of those emissions, 64%, and almost 50% of total PM_{2.5} emissions originated from nonroad diesel sources (221,000 short tons). Construction and surface mining equipment was the largest contributor (30%) to nonroad diesel source PM_{2.5} emissions.

Asthma

People working at and living near construction sites are especially affected by nonroad vehicles' emissions. In urban areas, overall asthma prevalence has increased dramatically over the past two decades, rising

75% between 1980 and the average in 1993–4. While the highest prevalence of asthma is in children ages 5 to 14, the greatest increase in asthma prevalence has occurred in children ages 0 to 4 which increased 160% over the 15-year period.¹⁵ For example, New York City residents suffer from alarmingly high asthma rates (1 out of every 8 adults has been diagnosed with asthma at some point in their lives¹⁶) and New York City air fails to meet many basic health standards. To learn about air quality conditions in your area, visit Environmental Defense's Scorecard web site at: <http://www.scorecard.org/>.

TABLE 1

Toxic air contaminants and hazardous air pollutants found in diesel exhaust

Acetaldehyde*	Chlorine	Methyl ethyl ketone
Acrolein	Chlorobenzene	Naphthalene*
Aluminum	Chromium compounds*	Nickel*
Ammonia	Cobalt compounds*	4-nitrobiphenyl*
Aniline*	Copper	Phenol
Antimony compounds*	Cresol	Phosphorus
Arsenic*	Cyanide compounds	POM (including PAHs)
Barium	Dibenzofuran	Propionaldehyde
Benzene*	Dibutylphthalate compounds*	Selenium
Beryllium compounds*	Ethyl benzene	Silver
Biphenyl	Formaldehyde*	Styrene*
Bis [2-ethylhexyl] phthalate*	Hexane	Sulfuric acid
Bromine	Lead compounds*	Toluene*
1,3-butadiene*	Manganese compounds	Xylene isomers and mixtures
Cadmium*	Mercury compounds*	Zinc
Chlorinated dioxins*	Methanol	

*This compound or class of compounds is known by the state of California to cause cancer or reproductive toxicity. See California EPA, Office of Environmental Health Hazard Assessment, "Chemicals Known to the State to Cause Cancer or Reproductive Toxicity," May 31, 2002.

Note: Toxic air contaminants on this list either have been identified in diesel exhaust or are presumed to be in the exhaust, based on observed chemical reactions or presence in the fuel or oil. See California Air Resources Board, "Toxic Air Contaminant Identification List Summaries, Diesel Exhaust," September 1997, available online at <http://www.arb.ca.gov/toxics/tac/factshts/diesex.pdf>.

TABLE 2

History of determinations of the carcinogenicity of diesel exhaust

Year	Agency	Determination
1988	National Institute for Occupational Safety and Health (NIOSH)	Potential occupational carcinogen
1989	International Agency for Research on Cancer (IARC)	Probable human carcinogen
1990	State of California (under provisions of Proposition 65)	Known by the state to cause cancer
1995	Health Effects Institute (HEI)	Potential to cause cancer
1996	World Health Organization International Programme on Chemical Safety (WHO-IPCS)	Probable human carcinogen
1998	California Air Resources Board (CARB)	Toxic air contaminant (determination based substantially on the cancer risk to humans)
2000	U.S. Department of Health and Human Services National Toxicology Program (U.S. DHHS/NTP)	Reasonably anticipated to be human carcinogen
2001	American Council of Government Industrial Hygienists (ACGIH) (proposed)	Suspected human carcinogen
2002	U.S. Environmental Protection Agency (EPA)	Probable human carcinogen

Sources:

National Institute for Occupational Safety and Health, "Carcinogenic Effects of Exposure to Diesel Exhaust," Current Intelligence Bulletin 50. August 1988. Available online at http://www.cdc.gov/niosh/88116_50.html. Last accessed August 13, 2004.

International Agency for Research on Cancer (IARC), Diesel and Gasoline Engine Exhausts and Some Nitroarenes. IARC Monographs on the Evaluation of Carcinogenic Risks to Humans, no. 46 (Lyons: World Health Organization, 1989), pp. 41-185.

California Environmental Protection Agency, Chemicals Known to the State to Cause Cancer or Reproductive Toxicity (Proposition 65, 1997), revised May 31, 2002.

Health Effects Institute, Diesel Exhaust: A Critical Analysis of Emissions, Exposure and Health Effects. Cambridge, MA: Health Effects Institute, 1995. Online resource, available at: <http://www.healtheffects.org/Pubs/diesum.htm>. Last accessed on August 13, 2004.

American Conference of Governmental Industrial Hygienists, "Documentation of the Threshold Limit Values and Biological Exposure Limits, Notice of Intended Changes," 2001.

International Programme on Chemical Safety, World Health Organization, "Diesel Fuel and Exhaust Emissions," Environmental Health Criteria 171 (1996).

"The Toxic Air Contaminant Identification Process: Toxic Air Contaminant Emissions from Diesel-fueled Engines," fact sheet. Online resource, available at: <http://www.arb.ca.gov/toxics/dieseltac/factsht1.pdf>. Last accessed on August 13, 2004.

U.S. Environmental Protection Agency, Draft Health Assessment Document for Diesel Exhaust, July 2000, EPA/600/8-90/057E.

California Air Resources Board, "Statewide Portable Equipment Registration Program." Online resource, available at: <http://www.arb.ca.gov/perp/perp.htm>. Last accessed on August 13, 2004.

FIGURE 2
National NO_x emissions by source category, 2001
(22.3 million short tons)

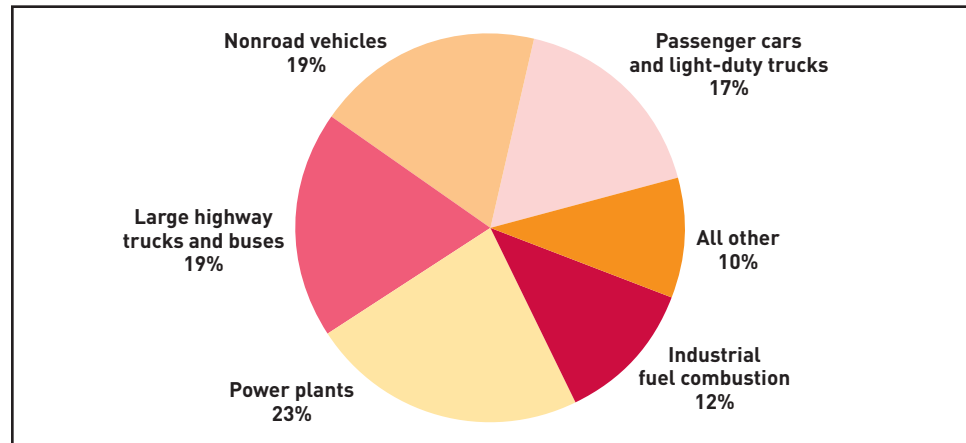


FIGURE 3
National PM_{2.5} emissions from all nonroad diesel sources, 2001
(221,000 short tons)

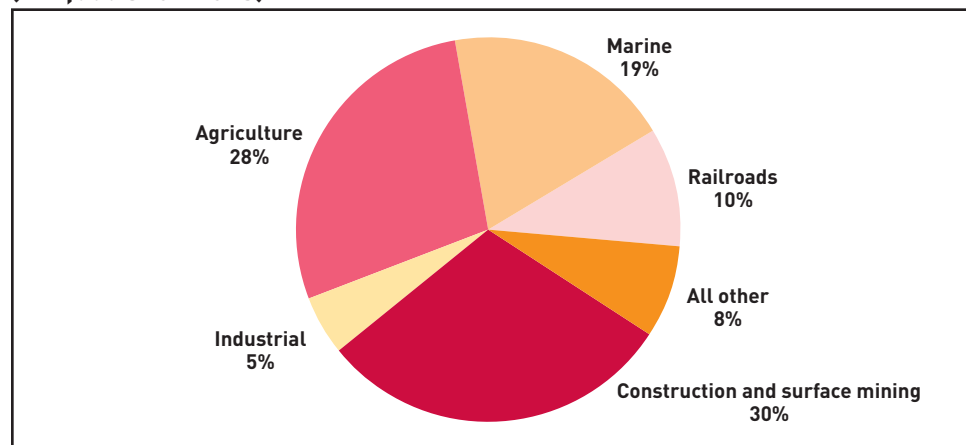
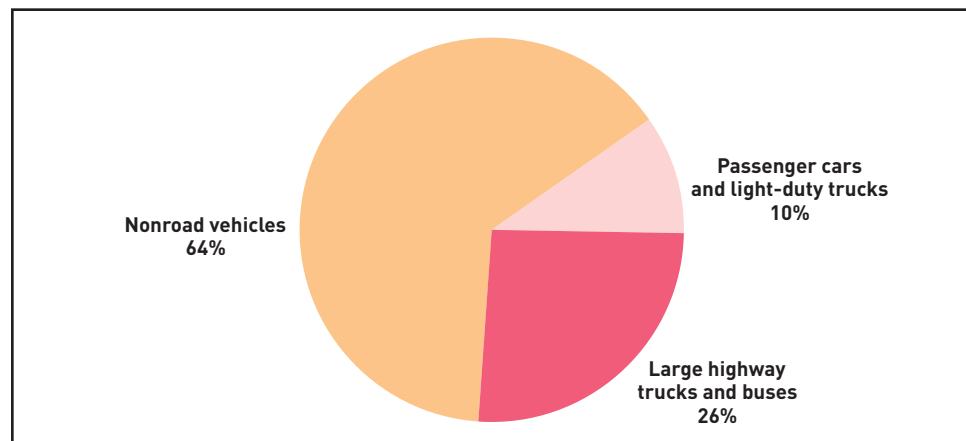


FIGURE 4
National PM_{2.5} emissions from all mobile sources, 2001
(452,000 short tons)



Source (Figures 2, 3, 4):
 National Emission Inventory
 (NEI): Air Pollutant Emission
 Trends, 1999. Online re-
 source, available at: <http://www.epa.gov/ttn/chief/net/1999inventory.html>. Last
 accessed 03/01/05.

Cost-effective ways to reduce health threats

There are many options for reducing pollution from diesel engines in use today. This section describes, first, the “3 R’s” for cleaning up diesel engines and, second, behavioral solutions that can help reduce pollution from diesel exhaust. For existing engines, our goal is to substantially reduce pollution today and, as soon as feasible, bring the pollution level down so that it is at least equivalent to the standards for new engines. Until old engines have been replaced with new and regulated technology, these measures are a cost-effective means of reducing diesel pollution.

A systems approach is the most effective way to curb diesel engine pollution. A systems approach takes into account all aspects of engine operations—from fuel type used, to retrofit technologies, to best practices such as anti-idling and proper maintenance practices—all of which are discussed in detail in the next few chapters of the handbook.

Fleet operators should note that, before undertaking any engine modifications, they should determine what effects retrofitting may have on equipment warranties and resolve any issues. Major engine manufacturers have now issued letters and other guidance with respect to warranty implications of cleaner fuels and retrofits, and “in most cases, engine manufacturers will continue to honor engine warranties if emissions control systems are sized, installed and maintained properly.”¹⁷

The “3 R’s” for cleaning up diesel engines

The “3 R’s” listed below can be used to substantially reduce air pollutant emissions from construction equipment.

Environmental Defense strongly encourages combinations of the 3 R’s in order to maximize emissions reductions. Neither repowering nor refueling alone can achieve the PM reductions that a retrofit can and, similarly, retrofitting alone cannot achieve the NO_x reductions that many repowers can. Repowering or replacing in addition to retrofitting can maximize reductions in PM and NO_x pollution. In addition, refueling with ULSD fuel can result in even more reductions.

1. REPOWER (OR REPLACE)

One way of ensuring emissions reductions is to replace an entire piece of old construction equipment with a model that meets EPA 2008 standards. Another, less costly, strategy to reduce emissions from older, higher-polluting equipment is the replacement of the in-use engine (i.e., repower) with an emissions-certified engine instead of rebuilding the existing engine to its original specifications. Significant NO_x and PM benefits may be achievable due to the high emissions levels of the uncontrolled engine being replaced.

Depending on the engine and rating of older, higher polluting equipment, average emissions reductions may vary from 25% up to 75%.¹⁸ In some instances, higher emissions reductions may be achievable. For example, replacing a 475 horsepower engine in a MY 1975–1986 Caterpillar 631-D Scraper with a Caterpillar engine meeting EPA Tier One standards¹⁹ would produce a 40% reduction in NO_x and a 62% reduction in PM. Replacing the same engine with one meeting Tier Two standards would produce a 62% reduction in NO_x and an 81% reduction in PM.²⁰ It is important to note, that while

Environmental Defense strongly encourages repowering where possible, there are significant technical issues that may make it impossible for some older, higher polluting engines (Tier 0 and Tier 1) to be repowered with newer, cleaner engines (Tier 2 and Tier 3).

2. REFUEL

Using alternative fuels or cleaner petroleum-based fuels can also help reduce diesel engine pollution. Alternative fuels are defined in this handbook as any fuel other than petroleum-based fuels such as gasoline or diesel fuel. Emissions reductions can also be achieved by using diesel fuels with very low levels of sulfur, for example ULSD with a maximum sulfur content of 15 parts per million. Fuel emulsifiers, or fuel-borne catalysts are fuel additives that can be added to ULSD to cut emissions even further. In many cases, use of ULSD at 15 parts per million (ppm) of sulfur or less is a prerequisite to effective use of advanced retrofit technologies. Generally, it is not the fuel itself that is “clean”, it is the engineered

system (i.e. fuel, combustion engineering and exhaust after-treatment). Therefore, to achieve the greatest emissions reductions, a combination of repowered or replaced engines, retrofit technology and cleaner fuels must be used.

3. RETROFIT

“Retrofitting” is incorporating a device into a piece of diesel equipment to reduce pollution.²¹ A wide range of pollution-control, or “retrofit” technologies exist today, and can be used in combination with each other and with cleaner fuels to achieve powerful emissions reductions. Different technologies fit different engine operating needs—the key is to select the combination that achieves maximum clean air benefits for a given machine and use.

For example, a retrofit could be a Diesel Particulate Filter (DPF), which traps particles from engine exhaust until the trap becomes loaded to the point that a regeneration cycle is implemented to burn off the trapped particulate matter.²² DPFs are normally built with a porous ceramic, metal mesh or silicon

A delivery of ultra low sulfur diesel fuel to New York’s World Trade Center site. In late 2006, ULSD will be widely available across the United States.



carbide filter housed in a metal container similar to a muffler. However, DPFs are just one of many technologies available to retrofit diesel engines, and many of these technologies serve different in-use functions. There are other examples of retrofit technologies, in addition to more detail about DPFs, in other sections of this handbook.

A combination of clean fuels and retrofits can reduce some hazardous diesel emissions by up to 90%, improving both environmental conditions and public health. Retrofits are remarkably cost-effective when compared to other means of reducing air pollution. For example, the average cost for most applications of a diesel oxidation catalyst (DOC) is approximately \$2,500²³ (excluding installation) and for a DPF between \$7,000–12,000²⁴ (excluding installation). The California Air Resources Board estimates that the average cost of retrofitting an engine of 275 horsepower with a catalyzed diesel particulate filter ranges between \$6,900–\$9,000.²⁵ By comparison, the average base price for a 200 to 300 horsepower wheel loader is \$275,000.²⁶ Retrofitting an engine with a catalyzed DPF in this price range or with a \$2,500 DOC costs only a small fraction (2.5 to 3.2% and less than 1%, respectively) of the cost of replacing the entire vehicle with one that pollutes less.

Moreover, the use of diesel fuel with 15 ppm of sulfur or less can benefit engine operation and maintenance by reducing wear and tear on heavy equipment. This translates into prolonged engine life and less frequent replacement of parts like pistons and cylinder liners.²⁷ Fleet operators using ULSD may therefore realize a dividend in avoided maintenance.²⁸ EPA expects these benefits to be equivalent to reducing the cost of the fuel by 3.3 cents per gallon.²⁹

Environmental Defense recommends that construction fleet operators who

have decided to take steps towards reducing harmful emissions from their construction vehicles contact their Original Equipment Manufacturer (OEM) or other appropriate technology experts to determine the most effective way to reduce diesel emissions from specific machine models in their fleet. Retrofit technology manufacturers and OEMs will probably need information about the fleet in order to advise construction fleet operators on which retrofit solutions will work best for their individual needs. It is always advisable for construction fleet operators to maintain a full inventory of construction machinery (including model and serial number of equipment, year of manufacture, engine displacement, horsepower and serial number of engine, and engine certification for post-1996 engines) working at a given site. This inventory should also include all machinery used to transport debris and construction material to and from a construction site.

Fleet operators who wish to install retrofit technology should also seek information from manufacturers about the proper monitoring, maintenance and operation of retrofit technology.³⁰ Finally, fleet operators should check with both OEMs and retrofit technology manufacturers about how installing retrofit equipment or using alternative fuels will affect equipment warranties. Most manufacturers have provided guidance to ensure that warranties are not threatened by any use of clean fuels or retrofits.

Equipment management and behavioral solutions to emissions reductions

In addition to the “3 R’s” above, there are fleet management and behavioral solutions that can be implemented to reduce pollution. These common sense practices can be implemented immediately

and can be a good first step in any retrofitting/diesel emissions reduction plan.

Stop engine idling. Users of heavy-duty diesel equipment (both onroad and nonroad) often keep their engines idling when their equipment is not in use. Reducing or eliminating unnecessary idling can save fuel, and therefore money, as well as reduce emissions. According to EPA, a typical heavy-duty truck or bus can burn approximately one gallon of diesel fuel for each hour it idles, generating significant amounts of pollution, wasting fuel, and causing excessive engine wear.³¹ Instead of idling, vehicle owners can purchase small generators or auxiliary power units specifically designed for trucks and buses that provide heat, air conditioning and/or power while a vehicle is not in motion.³² These devices substantially reduce the fuel consumed and emissions generated during long-duration idling. Many communities across the county have anti-idling rules, but there is a need for enforcement and compliance with these rules and a need to develop and enforce worksite specific rules to govern idling.

Improve equipment maintenance and inspection. Proper maintenance, engine tuning and emissions testing is critical to success. This includes replacing worn out parts, cleaning, tuning and generally maintaining the engine. Whether a retrofit device is installed and/or cleaner fuel is being used, it is always important to ensure that the engine is properly tuned and maintained. This is essential not only for the engines to operate efficiently, but also to ensure that emissions reduction technologies can be used

effectively. As with onroad vehicles, nonroad equipment should have regular inspections, including smoke testing. Proper maintenance will ensure complete fuel combustion and as a result PM exhaust is minimized. Proper maintenance can also improve fuel economy and extend engine life.

In addition to reducing idling time and instituting inspection and maintenance programs, the following measures can also help reduce exposure to diesel pollution:

- establishing a staging zone for trucks that are waiting to load or unload material at the work zone in a location where diesel emissions from the trucks will have minimum impact on abutters and the general public; and
- locating construction equipment away from sensitive receptors such as fresh air intakes to buildings, air conditioners and operable windows.

The remainder of this handbook focuses on using cleaner fuel and retrofits to reduce pollution from construction equipment. Reducing pollution from existing nonroad diesel equipment is vital to protecting the public from the health and environmental harms caused by hazardous diesel emissions. Even a relatively new engine can reduce pollution by installing a retrofit and using a cleaner fuel. The goal of these retrofit or emissions control technologies is to reduce emissions, up to and beyond what is required by EPA regulation³³ without negatively impairing the performance of the machine for its intended use.

Successes and regional programs

A variety of regional programs have proven successful at reducing harmful diesel pollution. This section of the handbook provides examples of voluntary government or private sector leadership in retrofitting construction equipment, including: New York City's efforts at the World Trade Center and through Local Law 77, Boston's Big Dig Project, Connecticut's New Haven Harbor Crossing Corridor Improvement Program, the Port of Houston Retrofit Program and retrofits at Washington's Puget Sound. Additionally, this section examines examples of successful economic or market incentive programs that provide financial support for cleaner technologies or fuels, such as the Texas Emissions Reduction Plan, the Carl Moyer Program in California, or the EPA Voluntary Diesel Retrofit Program. The diversity of programs described reflects the varying needs of individual projects with respect to equipment, location, fuel availability and other related factors. When planning a retrofit project, it is always important to take individual situation characteristics into account.

"Best available retrofit technologies": New York City

New York City has demonstrated a strong commitment to reducing pollution from diesel engines. This case study discusses three NYC projects:

- the 7 World Trade Center Diesel Emission Reduction project,
- lower Manhattan redevelopment construction commitments, and
- NYC's Local Law 77.

7 WORLD TRADE CENTER SITE³⁴

The Clean Air Communities Diesel Emissions Reduction Project at 7 World Trade Center is the first public-private endeavor of its kind in the city. As former Northeast States for Coordinated Air Use Management (NESCAUM) Executive Director, Ken Colburn stated, "through the application of advanced emission control technology and the use of ultra low sulfur diesel fuel, this Clean Air Communities initiative demonstrates that innovative, clean air progress is possible even at large-scale urban construction sites across the nation."³⁵

In October of 2002, the site converted to ULSD for all equipment. Six pieces of construction equipment have already been retrofitted, and one electric crane is being used in lieu of the typical diesel engine crane technology. It is important to note that these strategies target PM, HC, and CO reductions, not NO_x.

LOWER MANHATTAN REDEVELOPMENT³⁶

Lower Manhattan is a thriving mix of apartments, art galleries, shops and restaurants. More than 4,000 children live throughout lower Manhattan in neighborhoods as diverse as TriBeCa, Chinatown and Battery Park City. With the rebuilding of the World Trade Center site, lower Manhattan will become one of the nation's largest construction sites, teeming with diesel engines. These engines will be operating just steps from school, playgrounds, parks, homes and offices.

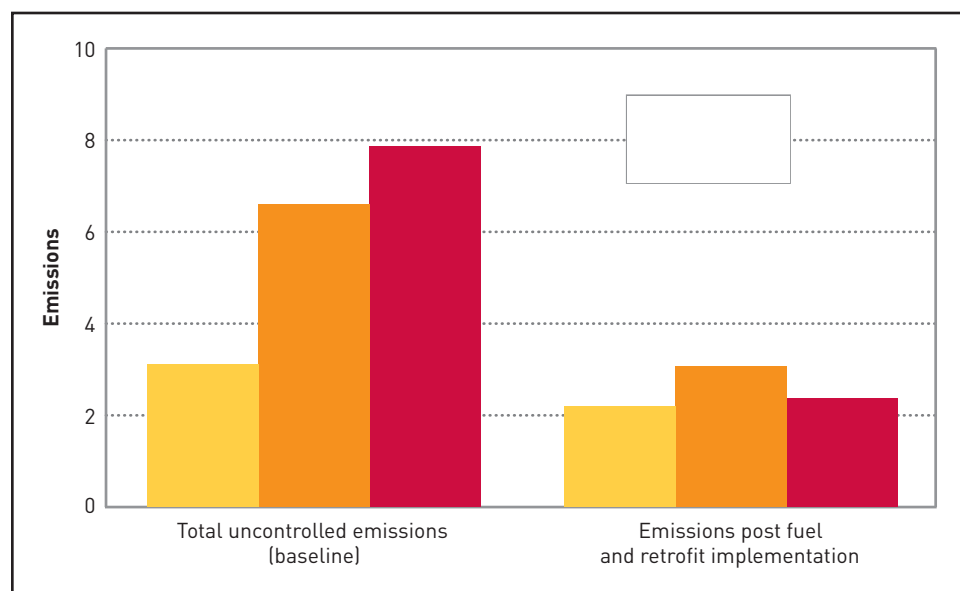
Governor Pataki and New York City have pledged to use the best available retrofits and cleaner diesel fuel in all of the reconstruction efforts. In 2002,

TABLE 3
7 World Trade Center retrofits

Date	Equipment	Retrofit technology
March 2003	Stationary Generator	DOC
	Excavator (CAT 245D, 14.7 l)	DOC
	Excavator (Komatsu PC200, 5.9 l)	DOC
January 2004	Stationary Generator (Rudox, 125 kw, 6.8 l)	Active DPF (Rypos RT500)
May and June 2004	A two-stroke and a four-stroke crane	Metallic High Performance DOC Clean Cat® known by the trade name of “diesel particulate reactors” (by Environmental Solutions World-wide, Inc.)
Pending	The site has plans to retrofit one more piece of equipment, a concrete pump, with a DOC. Rather than purchasing a new DOC, the retrofit will reuse a high-efficiency DOC from one of the cranes after crane use is finished.	

Source: Information provided by Glenn Goldstein at NESCAUM.

FIGURE 5
Total emissions reductions for 7 World Trade Center project



Courtesy of NESCAUM. Includes emissions from equipment that was not retrofit.

Governor Pataki committed to the use of ULSD and best-available retrofits in all state-controlled lower Manhattan construction projects, including at the World Trade Center site. The New York State Assembly and Senate followed Governor Pataki's lead and passed legislation on June 22, 2004 codifying Governor Pataki's commitment.³⁷ The law was unanimously approved in both the

House and the Senate and was recently signed into effect by the governor.³⁸ It requires contractors and subcontractors using diesel-powered nonroad vehicles with an engine horsepower rating of 60 HP and above to use only ULSD and to retrofit, where practicable, their equipment with oxidation catalysts, particulate filters or technology with “comparable or better effectiveness.”³⁹

The pollution reduction efforts at 7 World Trade Center have been paralleled at other redevelopment sites in lower Manhattan. In the PATH reconstruction project, for example, three pieces of construction equipment were chosen for retrofits: a Caterpillar XQ2000 Genset and two Caterpillar 966G TG-22 Loaders. Caterpillar, the original manufacturer of all of the pieces of equipment, was chosen to perform the retrofits.

Caterpillar chose to utilize a passive DPF, the CRT™, manufactured by Johnson Matthey. The CRT™ particulate filter is a patented emissions control technology that contains both a platinum oxidation catalyst and a particulate filter. Caterpillar specifies the minimum exhaust temperature must be at least 260°C for at least 40% of the operating time. Though loaders met these minimum requirements, a detailed engineering analysis on the generator's exhaust temperature found that it was an unsuitable candidate for a DPF. The generator was only being used consistently at approximately 20% of its rate and thus lacked sufficient exhaust temperature.

In August of 2003, H.O. Penn (Caterpillar's local dealership) and Caterpillar design engineers installed the DPFs on the two 966G Loaders. The installation process took eight to ten hours, which was approximately double the expected installation time. This delay can probably be attributed to these retrofits being the first installations of this kind performed by H.O. Penn as well as the need to modify several brackets/components during installation. During the emissions testing, the time required to remove the original muffler and replace it with the DPF was cut in half.

One concern about using DPF technology is failure of the DPF to regenerate, which could lead to excessive

engine backpressure. Backpressure must be checked so that it does not increase to levels that may ultimately damage the engine. For this reason, Caterpillar decided to provide an integrated exhaust backpressure alarm with the retrofits to alert the driver if the backpressure is too much. The alarm, mounted in the cab of the loader, is both visual and audible. If a pre-specified backpressure is exceeded for more than a set time interval the alarm lights up.

The installed cost of the DPFs for the wheel loaders was approximately \$15,000 each. This cost is probably higher than the future cost of retrofits of this type because this was the first installation on a Caterpillar 966G loader for both Caterpillar and H.O. Penn. After the first few installations, labor efficiencies are typically realized, as evidenced by the decreased installation time from the initial installation to the emissions testing installation. Further, as market demand increases, capital costs are expected to decrease. Additional project costs came from the April 2005 price premium of \$0.01–\$0.18 per gallon of ULSD in the New York City area. The use of ULSD is not expected to change maintenance schedules or cost, however, using DPFs is expected to slightly increase maintenance responsibilities and cost. Specifically, the filter technology must be cleaned to maintain emissions reduction benefits. A cleaning contract was not negotiated for this project, but other negotiated contract prices in the New York City area range from \$300 to \$500 per cleaning event. The DPFs have not yet been in service for a year, and have experienced no operational problems.

To establish the emissions reduction potential of the different strategies (ULSD vs. ULSD/DPF), emissions testing was performed using two different types of portable emissions monitoring systems: the Clean Air Technologies

Construction at the World Trade Center site.



ENVIRONMENTAL DEFENSE

International Montana system and the Environment Canada DOES2 system. Emissions testing was conducted for two weeks between September and October of 2003; significant PM emissions reductions were documented. Both monitoring systems identified PM emissions reductions of 15 to 20% for the use of ULSD alone, and of greater than 90% when ULSD was combined with the DPF. Additionally, the use of the DPF also produced significant CO emissions reductions. The switch to ULSD alone produced CO emissions reductions in the range of 1 to 10%, and more than 85% reductions were achieved when the DPF technology was used with ULSD.⁴⁰

NEW YORK CITY LOCAL LAW 77
Recently, New York City committed to emissions reduction measures for all city-funded construction. New York City Local Law 77 calls on New York City to use clean fuels and advanced emissions-control technologies in all city construction fleets and contracts. The law requires two fundamental

steps.⁴¹ First, it requires the use of ULSD with a maximum sulfur content of 15 ppm in all city contracts, on a schedule set forth in the law. Second, it requires use of “best available” emissions control technology for any class of engine to which the law applies.

Local Law 77 provides a high standard for what shall constitute best available technology, calling on the City to use technologies that reduce both fine particulate matter (PM) and oxides of nitrogen (NO_x). Specifically, Local Law 77 requires that agencies use technologies that “shall be primarily based on the reduction in emissions of particulate matter and secondarily based upon the reduction in emissions of nitrogen oxides.”⁴² The DEP recently promulgated rules defining “best available technology.”⁴³

Retrofits and ULSD have been tested at the 7 World Trade Center site, incorporated into Lower Manhattan Development Corporation design guidelines, and now every Environmental Impact Statement for major reconstruction projects in lower Manhattan, from the Fulton Street transit center to Route

Even private NY contractors have joined the diesel retrofit effort. After Pavarini-McGovern Construction Company was found in violation of a local emissions regulation, they retrofit a 1971 380 HP crane with a DOC and committed to using the fuel-borne catalyst Platinum Plus.

9A, has committed to using advanced retrofits in their environmental impact statements. For example, the Fulton Street Transit Center draft environmental impact statement requires the use of Tier 2 compliant equipment with PM emissions reductions at 85%.⁴⁴ Additionally, many projects in lower Manhattan are already moving ahead with emissions-reduction strategies based on a wide range of technologies.

The Big Dig⁴⁵

The Central Artery Project in Boston, also known as the “Big Dig,” has built 161 lane miles of highway in a 7.5-mile

corridor directly through the middle of densely populated downtown. The project, which began in September 1991 and is currently scheduled to be substantially completed by the end of 2005,⁴⁶ presented an historic opportunity to test and demonstrate the feasibility of pollution control retrofits. Use of these retrofits helps to minimize the impact of such a large-scale project by reducing air pollution and lessening the health impact of a major construction project on workers, neighborhoods and regional air quality.

The Massachusetts Turnpike Authority (MTA) in collaboration with the Massachusetts Department of Environmental Protection (DEP) and NESCAUM, chose to retrofit construction equipment with diesel oxidation catalysts. Although other technologies achieve higher particulate reduction rates than DOCs, the MTA preferred DOCs for several reasons—primarily because the very clean diesel fuel (15 ppm of sulfur or less) needed to operate other technologies was not available at the time the Big Dig began.

Retrofit requirements were incorporated into Big Dig construction contracts.



MASSACHUSETTS TURNPIKE AUTHORITY

The Big Dig retrofit project has resulted in the installation of DOCs on approximately 200 pieces of construction equipment—this includes small in-tunnel cranes,⁴⁷ lifts, excavators, bulldozers, generators and compressors. This effort will achieve air emissions reductions that are the equivalent of removing 1,300 diesel buses off of Boston streets for a full year.⁴⁸

The Big Dig retrofit project is a true success: **No adverse operational problems or additional maintenance costs have been experienced by Big Dig construction equipment retrofitted with DOCs.**⁴⁹ Additionally, preliminary estimates of area-wide emissions reductions from the retrofitted equipment amount to approximately 36 tons per year for carbon monoxide, 12 tons per year of hydrocarbons, and 3 tons per year of PM.⁵⁰

The Massachusetts Highway Department provided funding to contractors to purchase the emissions control devices. According to Alex Kasprak, Environmental Engineer, Massachusetts Turnpike Authority, one of the lessons learned from the Big Dig project is that it is best to include the requirement for emissions control equipment as part of the contract's bid package. By doing so, the cost of the retrofit equipment can be included as part of the overall contract cost. This will also ensure that the maximum number of offroad pieces of equipment can be retrofitted.⁵¹ Overall, the Big Dig retrofit program is now being used as a model by regulatory agencies to encourage other construction projects to utilize retrofitted diesel equipment.⁵²

I-95 New Haven Harbor Crossing Corridor Improvement (NHCC Project)⁵³

Eighty-three diesel oxidation catalysts have successfully been installed at the Connecticut NHCC project. In addition, construction contractors have volunteered to use low sulfur diesel (500 ppm sulfur content) on all their nonroad equipment. The NHCC project is part of Connecticut's Clean Air Construction Initiative and was launched to protect laborers as well as residents from harmful construction emissions along a densely populated corridor. Construction began in 2001.

The Connecticut Clean Air Initiative was a mutual effort of the Connecticut Department of Transportation (ConnDOT), the Connecticut Department of Environmental Protection, the Connecticut Department of Motor Vehicles, and the Connecticut Construction Industry Association to come up with real-world solutions to air quality problems. With compromise, a contract specification was evolved from the above mentioned agencies to improve the quality of life through this long duration construction project.

ConnDOT is requiring all contractors and subcontractors to take part in the Connecticut Clean Air Construction Initiative. The cost to purchase the DOCs and the cleaner fuels was included in the overall contract cost, as bid by each contractor. At present, all contractors have decided to install DOCs. Although other technologies achieve higher particulate reduction rates than DOCs, they were preferred primarily because low sulfur diesel fuel

“The Big Dig diesel construction retrofit program has proven that retrofitting construction equipment with DOCs is very feasible, and provides beneficial air quality improvements in terms of emission reduction and odor control.”

—Alex Kasprak, Environmental Engineer, Massachusetts Turnpike Authority, CA/T Project

“I am very proud of Connecticut’s success in this Clean Air Construction Initiative. The State of Connecticut’s various Departments and the Connecticut Construction Industry Association (CCIA) worked and are still working to benefit the people of Connecticut by trying to improve the quality of life in locations where transportation projects are occurring. We are sensitive to those that live or work in an area where construction is going on, day after day, and how it affects those people’s lives. This Initiative is a step in the right direction. As technologies improve, greater air quality can be achieved.”

—Donna Weaver, Transportation Planner, Office of Environmental Planning, Connecticut Department of Transportation

(500 ppm sulfur content), rather than the ULSD (15 ppm of sulfur or less) needed to operate other technologies, was used for the project. Estimates for reduced emissions from the program are 20 tons per year for carbon monoxide, 2 tons per year for fine particulate matter (with clean fuels or oxidation catalysts) and 8 tons per year for hydrocarbons (with oxidation catalysts only).⁵⁴

Because of the success of the Connecticut Clean Air Initiative on ConnDOT projects, other agencies such as the Connecticut Department of Public Works and the Connecticut Department of Economic and Community Development are also requiring their construction contractors to follow the ConnDOT specification. Three or four diesel oxidation catalysts have been installed on two projects as a result.

Port of Houston⁵⁵

The Port of Houston is the sixth largest port in the world,⁵⁶ and a significant contributor to NO_x emissions in the eight counties of the Houston-Galveston area. All eight counties in this region fail to comply with EPA’s health-based eight-hour ozone standards.⁵⁷ Although the Port of Houston Authority is not the largest contributor to emissions in the area, they have become the region’s leader in emissions reduction activities and commitments.

Through demonstration testing of the alternative fuel PuriNOxTM on rubber-tire

gantry crane with a 550 horse-power engine, the Port of Houston Authority (PHA) has reduced NO_x emissions by 25% and PM emissions by 50%.⁵⁸ In September of 2003, the Port Authority converted 39 yard tractors and yard cranes to PuriNOx and enacted the requirement that any new equipment purchased be able to use the technology.⁵⁹ Approximately 49 pieces of cargo-handling equipment are currently operating on PuriNOx for a NO_x emissions reduction of approximately 21 tons per year at a total cost of \$216,000. According to Roger Guenther, container facilities manager at Barbours Cut Container Terminal, “It’s just a different fuel, nothing special has to be done to the equipment. I could put diesel back in any of the offroad vehicles and they would run just fine. I can’t tell any difference from one to the other.”⁶⁰

The PHA also applied for and received \$337,000 in state funding (see the Texas Emissions Reduction Program section below) to replace two Fireboat FARNSWORTH propulsion engines with engines that produced 5.6 tons less NO_x per year.⁶¹ Additionally, the PHA has purchased several new yard tractors and container handlers with clean engine technology, resulting in NO_x emissions reductions of 6.9 tons per year at a cost of \$21,500.⁶² Further, the PHA purchased 33 ultra-low emissions vehicles or propane vehicles for their onroad fleet.⁶³ The PHA plans to extend its retrofit program (which involves either retrofitting vehicles with oxidation catalysts,



New equipment purchased by the Port of Houston Authority must run on PuriNox, an alternative fuel that reduces NO_x emissions.

switching their fuel use to PuriNO_x, or both) to between 50 and 250 vehicles.⁶⁴ In total, the PHA has reduced NO_x emissions by 33.5 tons per year with the assistance of \$574,000 in TERP funding.

Puget Sound in Washington⁶⁵

Washington State's Puget Sound Clean Air Agency has formed a coalition, known as Diesel Solutions®, to dramatically reduce diesel engine pollution in the region. The first step in this program was to work with Conoco/Phillips and U.S. Oil to ensure that ULSD was locally available. Since ULSD was made available, 800 school buses have been retrofit, mostly with DOCs.

Approximately two dozen pilot projects used DPFs for the retrofits. The average retrofit cost has been between

\$1,200 and \$8,000 per vehicle, and projects are financed through a state-wide retrofit program developed as part of the EPA Voluntary Diesel Retrofit Program. The next step in the program is to retrofit diesel engine construction equipment with pollution control technology. As part of this effort, the Puget Sound Clean Air Agency has requested retrofits in their comments on local project environmental impact statements, and has been speaking with a number of construction companies.⁶⁶

The Texas Emissions Reduction Program⁶⁷

In 2001, the Texas State Legislature established the Texas Emissions Reduction Program, enacted through Senate Bill (SB) 5. The goals of the TERP, as stated in SB 5, are to: "assure that the air in the state is safe to breathe and meets minimum federal standards established under the Federal Clean Air Act (42. U.S.C. Section 4707); develop multi-pollutant approaches to solving the state's environmental problems; and adequately fund research and development that will make the state a leader in new technologies that can solve the state's environmental problems while creating new business and industry in the state."⁶⁸

The TERP covers 41 counties in the state where air quality violates or is close to violating EPA standards.⁶⁹ Projects are eligible for financial assistance through a number of programs, including: the Emissions Reduction Initiative Grants Program, which offers incremental funding for NO_x emissions reduction activities; the Small Business Program, which offers grants to small businesses for pollution reduction measures; the Heavy-Duty Motor Vehicle Purchase or Lease Incentive Program, which allows the Texas Com-

mission on Environmental Quality to reimburse a purchaser or lessee of a new onroad heavy-duty vehicle for the difference in price between that vehicle or a higher-emitting diesel-powered vehicle; and the Light-Duty Motor Vehicle Purchase or Lease Incentive Program, which (though currently unfunded) is intended to provide financial incentives for the purchase of light-duty motor vehicles that are EPA-certified at a lower NO_x emissions standard than regular light-duty motor vehicles.

TERP will offer a total of approximately \$130 million in funding for emissions reductions programs each year over the next three years.⁷⁰

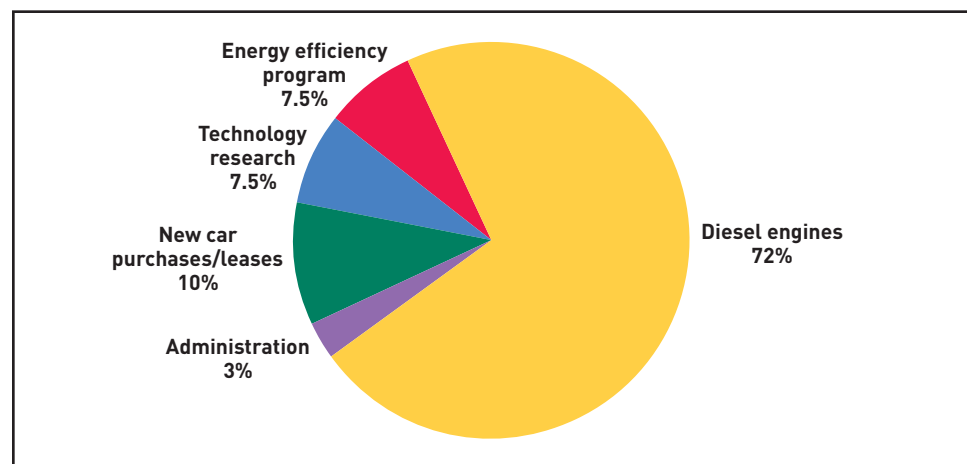
In the 2004 grant application period, the Texas Commission on Environmental Quality had approximately \$127.5 million available for grant programs. Eligible projects include new purchases, replacements, retrofits, repowers, and refueling projects.⁷¹ The projects from the first round of grants are expected to reduce NO_x emissions by over 3,500 tons over their lifetime, at an average cost of about \$5,175 per

ton reduction.⁷² The projects funded by the second round of these grants are expected to reduce NO_x emissions by almost 13,600 tons over the life of the projects, at an average cost of \$5,960 per ton reduction.⁷³ In 2004, the average cost per ton reduction of NO_x emissions was approximately \$5,800. This represents a lower average cost per ton NO_x emissions reduction than achieved by 2002-2003 grants funds, which offered over \$28 million in funding to reduce NO_x emissions by over 4,100 tons over the life of the projects at an average cost of approximately \$8,362 per ton.⁷⁴ The Emissions Reduction Grant Incentive Program NO_x cost-effective criteria will be capped at \$7,000 per ton reduction in 2005.⁷⁵ Grant award details are available at: <http://www.tnrcc.state.tx.us/oprd/sips/terp.html> and more information can be found at: <http://www.tnrcc.state.tx.us/oprd/sips/terp.html>.

California's Carl Moyer Program⁷⁶

The Carl Moyer Memorial Air Quality Standards Attainment Program

FIGURE 6
TERP funding distribution, 2001 (approximately \$130 million)



When the Texas Emissions Reduction Plan is fully implemented, the majority of funds will go toward replacing older diesel engines with cleaner-burning models.

Source: TNRCC. "Clean Air Incentives." Natural Outlook, Fall 2001. Online resource, available at: http://www.tceq.state.tx.us/assets/public/comm_exec/pubs/pd/020/01-04/clean_air.pdf Last accessed 04/12/05.

provides funds on an incentive basis for the incremental cost of cleaner than required engines and equipment. Funding is available for nonroad equipment 50 hp or greater. Eligible projects include cleaner onroad, offroad, marine, locomotive and stationary agricultural pump engines, as well as forklifts, airport ground support equipment, and auxiliary power units. The program achieves near-term reductions in NO_x emissions, which are necessary for California to meet its clean air commitments under the State Implementation Plan. In addition, local air districts use these NO_x emissions reductions to meet commitments in their conformity plans, thus preventing the loss of federal funding for local areas throughout California. The program also seeks to reduce particulate matter (PM) and hydrocarbons.

The California Air Resources Board (CARB) is responsible for the development and oversight of the majority of the Carl Moyer Program. CARB distributes Carl Moyer funding to California's 35 local air districts, which then screen applications and distribute the funding to diesel engine owners. The program has provided grants for projects such as repowering nonroad equipment, agricultural irrigation pumps, sweepers, tractors and marine vessels. It has also helped to fund the purchase of new natural gas refuse trucks and buses.

Governor Schwarzenegger recently signed AB923, which authorized increasing motor vehicle registration fees and tire fees to support programs, such as the Carl Moyer Program, that reduce air pollution. Through year six of the Carl Moyer Program, it had received approximately \$154 million dollars in total funding.⁷⁷ With its recent re-

authorization, up to \$140 million a year of incentive funding is available for air pollution mitigation technologies.⁷⁸ More information is available on the Carl Moyer Program web site at: <http://www.arb.ca.gov/msprog/moyer/moyer.htm>.

The EPA Voluntary Diesel Retrofit Program

The Environmental Protection Agency, through the Office of Transportation and Air Quality, has developed a program to encourage voluntary diesel retrofits. This program uses economic incentives, which can be applied at the federal, regional, state, and local levels, to produce emissions reductions through the use of pollution control technology. One tool used by this program is grants, which have been awarded to various parties to help fund the cost of retrofit projects. Information on recent grants is available on the EPA Voluntary Diesel Retrofit Program web site.

EPA is also in the process of developing a policy to allow diesel engine retrofits to count as credits that can be traded or used to offset stationary source emissions. As a corollary to this program, EPA has developed a verification program to ensure that pollution control technology providers advertised emissions reductions. More information on the EPA verification process is available in the "Onroad and Nonroad EPA/CARB Verification" section of this handbook. Further information on the Voluntary Diesel Retrofit Program, verified technologies, and financial incentives for the use of pollution control technology can be found on the EPA Voluntary Diesel Retrofit web site, at: <http://www.epa.gov/otaq/retrofit/index.htm>.

Fueling a cleaner tomorrow

Ultra-low sulfur diesel fuel (ULSD)

The sulfur in diesel fuel directly contributes to the amount of pollution emitted, such as engine-out PM emissions⁷⁹ and secondary emissions of SO₄.⁸⁰ Currently, the EPA standard for onroad diesel fuel is 500 ppm (also referred to as No. 2 Diesel). The current nonroad standard for diesel fuel is 5,000 ppm, but sulfur levels are generally around 3,400 ppm. As of September 2006, 15 ppm sulfur content (ULSD) will become mandatory for all onroad diesel engines⁸¹ and in 2010, 15 ppm sulfur content fuel will become mandatory for many nonroad engines.⁸²

Because ULSD is not required nationally until September 2006, its current availability and costs vary depending on location, whether ULSD has to be specially trucked in for a project, and the quantities needed. The map below shows areas within a 250-mile radius of where ULSD is refined,⁸³ or areas where ULSD should be available as of August 2004. Once ULSD becomes mandatory for the onroad sector in 2006, it will be readily available across the United States and cost differentials between low sulfur diesel (500 ppm) and ULSD should be minimal.

ULSD reduces harmful emissions, allows for aggressive retrofit devices, and reduces maintenance costs. EPA states: "While the estimated added cost for low-sulfur fuel is about seven cents per gallon, the net cost is projected to average about four cents per gallon because the use of ULSD could significantly reduce engine maintenance expenses."⁸⁴ The maintenance dividend for low sulfur fuel in large onroad vehicles (e.g. trucks and buses) is about \$600 over the life of the engine or a fuel cost savings of about 1 cent per gallon.⁸⁵ The cost savings for nonroad equipment may be

higher, because baseline sulfur levels in nonroad fuel are up to six times higher than onroad fuel.

The program has been a tremendous success. In the short period from October 1, 2004 to February 1, 2005, the Lane Clean Diesel Project received commitments from its partners to purchase over 2 million gallons of ULSD.

By switching from onroad diesel fuel (500 ppm) or from nonroad diesel fuel (about 2000 ppm-3000 ppm) to ULSD, particulate matter, smoke and sulfate emissions will be reduced.⁸⁶ ULSD used in combination with advanced retrofit technology allows for dramatic reductions of up to 90% of the PM, HC and CO found in diesel exhaust. Those who wish to design a retrofit program should talk with local fuel providers to determine whether ULSD is available in their market, and if it is not yet available, the timeline within which it will be

An Oregon success story

Sharon Banks of the Lane Regional Air Pollution Authority (LRAPA), Oregon successfully built a market for ULSD fuel in Lane County, Oregon. The objective was to bring ULSD fuel to Lane County at an affordable price ahead of the September 2006 mandate.

To bring the price of ULSD fuel down to a competitive level, Ms. Banks built enough demand in Lane County to make ULSD fuel attractive to users. City managers, County administrators, school districts, transit authorities, municipal waste haulers, large private fleets, fuel distributors and public utilities were all involved in the endeavor.

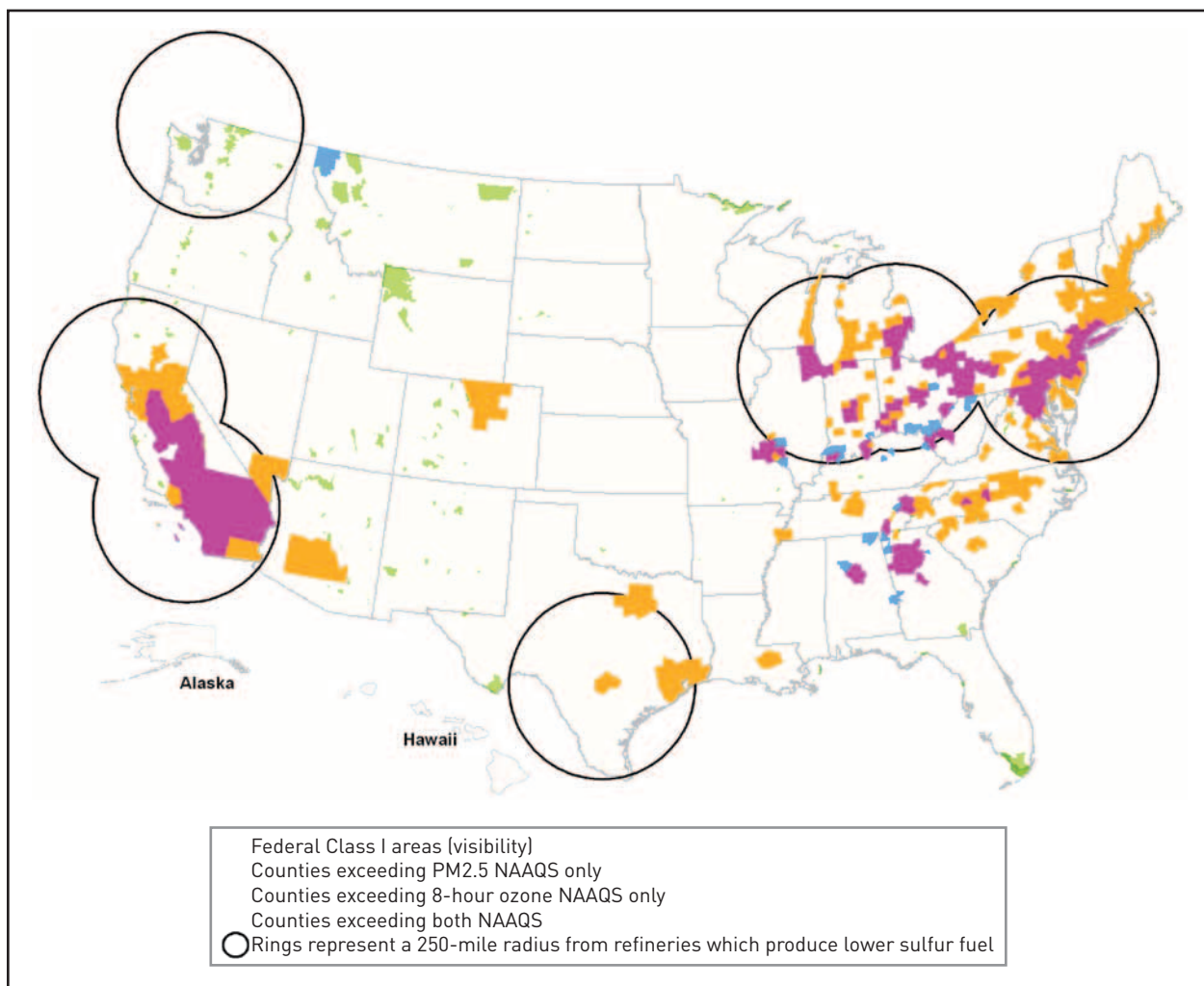
available. EPA rules mandate that all new onroad diesel vehicles use ULSD by 2006, at which point the fuel will be widely available nationwide.⁸⁷ New EPA rules do not require the use of ULSD in the nonroad sector before 2010, but the widespread availability of the fuel by September 2006 makes it easy for any nonroad fleet to begin using the fuel ahead of the EPA nonroad schedule.⁸⁸

Emulsified diesel fuel

Emulsified diesel fuel is diesel fuel (LSD or ULSD) blended with up

to 20% water and a proprietary additive. The water emulsion has to be stirred regularly when kept in a stationary tank to ensure that the water molecules are completely enclosed by fuel molecules. Stirring is important to avoid separation, which could cause engine corrosion and decreased lubricity. Storage tanks can be equipped with stirring devices such as circulation pumps. Though the timeframe for recirculation needs may vary based on individual product specifications, Lubrizol's PuriNOx can be stored at room temperature

FIGURE 7
Ultra low sulfur diesel fuels availability



Source: <http://www.epa.gov/otaq/retrofit/fuelsmap.htm>

for 3–4 weeks before recirculation becomes necessary.⁸⁹

Emulsified diesel fuels generally do not require engine modifications. However, fleet operators should check with OEMs before using a fill-and-go system like emulsified diesel and fleet operators should confirm warranty compatibility with the equipment/engine manufacturer before using emulsified fuels. Emulsified fuels have been tested for many onroad and nonroad diesel engines, although only Lubrizol's PuriNOx summer blend has received EPA verification. Summer blend PuriNOx cannot be used when ambient temperatures fall below 20 degrees Fahrenheit.⁹⁰ EPA has verified PuriNOx for both on and nonroad use and has confirmed a 16.8–23.3% reduction in PM and a 17–20.2% reduction in NO_x for nonroad applications.⁹¹

CARB has verified PuriNOx for onroad engines model years 1988–2003 at 50% PM (Level 2) reduction and 15% NO_x reduction.⁹² In addition, CARB has verified PuriNOx and AZ Purimuffler or AZ Purifier System for 1996 through 2002 diesel engines used in off-road applications specifically at the ports, railway yards and other intermodal/freight handling operation applications only. The PuriNOx and AZ Purimuffler or AZ Purifier System uses a diesel oxidation catalyst and an emulsified diesel fuel to achieve a 50% reduction in PM emissions, qualifying it for a Level 2 CARB verification. The system also achieves a 20% reduction in NO_x emissions.⁹³

Using retrofit technology in conjunction with emulsified fuels significantly reduces both PM and NO_x. For example, use of an emulsified fuel with a DPF produces PM emissions reductions of 95%, HC reductions of 85%, CO reductions of 75% and NO_x reductions of 25%. Use of emulsified diesel fuel in conjunction with a DOC pro-

duces PM emissions reductions of 65%, HC reductions of 60%, CO reductions of 70% and NO_x reductions of 25%.⁹⁴ Thus, Environmental Defense recommends that if emulsified fuel is used, it be used in conjunction with a retrofit device whenever possible to maximize emissions reductions.

While many applications have been successful, some have raised concerns regarding fuel separation in equipment that is not being used regularly, loss of power, slower hydraulic movement, injector pump failure in newer engines and acceleration.⁹⁵ When considering the emissions reduction rates of emulsified fuel, possible loss of engine power and fuel efficiency should be taken into consideration. Fuel efficiency depends highly on the duty cycle, and Lubrizol reports that a typical loss is between 5 and 10%.⁹⁶ Since water does not contribute energy, emulsified diesel fuel can decrease engine power by approximately 10–13%⁹⁷ depending on how much water has been added.⁹⁸ Engine power is also highly dependent on the duty cycle and current engine sizing of the vehicle. PuriNOx has successfully been used in a variety of both low and high horsepower offroad engines, from small little John Deere Gators (all terrain vehicles) to tractors, loaders, scalars, dozers, haul trucks, cranes, marine vessels, etc.⁹⁹

Availability and cost of emulsified fuel should be addressed with the local fuel distributor. If a centralized fuel storage tank is available on site, the emulsified fuel can be blended on site, which may be less expensive than when it has to be trucked in. According to Lubrizol, for example, PuriNOx prices vary by distributor, but a good approximation of cost nationwide is \$0.25 per gallon over diesel fuel.¹⁰⁰ However, depending on where PuriNOx is sold and depending

on the price of regular diesel fuel, it can also be the same price or less expensive than regular diesel fuel.¹⁰¹

Fuel-borne catalyst

A fuel-borne catalyst (FBC) is a liquid fuel additive that conditions diesel fuel, improving combustion and reducing emissions. An FBC can either be added to bulk fuel or directly to the construction vehicle's fuel tank. An FBC typically contains small amounts of precious metals such as platinum, cerium, or iron compounds. Use of an FBC product can also improve fuel economy by up to 10% and increase horsepower by up to 5%.¹⁰²

EPA has verified only one FBC, called Platinum Plus[®], so far.¹⁰³ EPA verified reduction rates for the FBC used in conjunction with a DOC are 25-50% for PM, 16-50% for CO and 0-5% for NOx. According to Platinum Plus' manufacturer, only about 2% of the platinum gets into the environment because the platinum bonds with the hot surfaces of the engine.¹⁰⁴ Platinum in the environment has a limited potential to produce allergy-like symptoms for sensitive populations, such as: conjunctivitis, coughing, wheezing or asthma attacks.¹⁰⁵ However, a recent study by the United Kingdom's Committee on Toxicity of Chemicals in Food, Consumer Products, and the Environment reported: "platinum emissions from the platinum based fuel catalyst were unlikely to be in an allergenic form."¹⁰⁶

To address the amount of platinum released into the environment and to achieve the maximum possible emissions reductions, Environmental Defense recommends that an FBC be used in conjunction with retrofit equipment, such as a DPF or the catalyzed wire mesh filter mentioned in the technology section.¹⁰⁷

Alternative fuels

To reduce emissions of hazardous pollutants, construction fleet operators can use an alternative fuel. The use of alternative fuels provides not only environmental benefits, but also can reduce dependency on foreign petroleum and improve energy security through supply diversification. As with all vehicles and equipment, to achieve the maximum possible environmental benefits, alternatively fueled vehicles must be properly maintained.

This section of the handbook explores the specific advantages of biodiesel, compressed natural gas, liquefied natural gas and propane fuels. It is important to note that alternative fuels might be right for some fleets but not for others, especially because, at this time, alternative fuels do not have the same easily accessible infrastructure that diesel fuel does. Information on the availability of these, and other, alternative fuels is available from the Department of Energy's Alternative Fuels Data Center, which can be accessed online at: <http://afdcmap.nrel.gov/locator/LocatePane.asp>.

Additionally, federal and state tax incentives may be available to help defray increased purchasing costs for alternative fuel vehicles. More information on tax and other financial incentives for alternative fuel use is available from the Department of Energy's Alternative Fuels Data Center at: http://www.eere.energy.gov/cleancities/afdc/laws/incen_laws.html.

BIODIESEL

Biodiesel is a renewable, biodegradable, low-sulfur fuel that is produced from many types of feedstocks including vegetable oils (soybeans, rapeseeds, canola oil) or animal fat. Biodiesel is high in oxygen content (oxygenates) which leads to lower PM emissions.

Typically, biodiesel is blended with conventional diesel in a 20% biodiesel to 80% conventional diesel solution (B20). At B20, most of the potential PM benefits have been achieved while minimizing potential NO_x emissions increases. Biodiesel can also be blended with ULSD fuel, and in fact, makes up for ULSD's low lubricity. For example, using a 1% biodiesel and 99% ULSD blend increases lubricity 65% over pure ULSD, which is essentially equivalent to regular diesel fuel.¹⁰⁸

EPA has statistically determined that PM, HC and CO emissions decrease and NO_x emissions increase slightly with B20 mixtures, when compared with conventional diesel. B20 increases NO_x by about 2%, decreases PM by approximately 10%, decreases HC by around 21% and decreases CO by approximately 11%.¹⁰⁹ Thus, biodiesel helps decrease emissions of some air pollutants, but it slightly increases NO_x emissions.¹¹⁰ Due to the slight NO_x increase, biodiesel may only be appropriate for use in areas that are attaining the public health based standards for ozone—and even then, only in combination with other NO_x reduction strategies. B20 may also be appropriate for areas that have achieved their air quality standards but must work actively to maintain that status (maintenance areas).¹¹¹

Biodiesel may also be used alone (B100) rather than blended with conventional or ULSD fuel. EPA has verified Biodiesel blends ranging from B1 to B100 for use in voluntary retrofit initiatives.¹¹² According to EPA, B100 is 5–11% less fuel efficient than conventional diesel.¹¹³ Specifically, B100 reduces emissions of hydrocarbons by an average of 67%, carbon monoxide by an average of 48%, and particulate matter by an average of 47%.¹¹⁴ On average, B100 emits about 10% more NO_x than conventional diesel fuels do.¹¹⁵

COMPRESSED NATURAL GAS AND LIQUEFIED NATURAL GAS

Compressed natural gas (CNG) is a colorless, tasteless, and non-toxic fuel that is mostly derived from methane. Although naturally odorless, an odorant is frequently



added to CNG supplies to warn of its presence, a precaution made necessary by its flammability.¹¹⁶ CNG is extracted from extensive underground reserves in gas wells or in conjunction with crude oil production and is commonly used to power water heaters, stoves, and laundry machines. However, CNG's utility is not limited to the household—it can also be an excellent and clean alternative fuel for mobile sources and has been used in the heavy-duty onroad sector.¹¹⁷

The U.S. Department of Energy describes CNG as “clean burning” producing significantly fewer harmful emissions than reformulated gasoline or diesel when used in natural gas vehicles. According to the U.S. Department of Energy, commercially available medium- and heavy-duty natural gas engines have demonstrated over 90% reductions of CO and PM and more than 50% reduction in NO_x relative to commercial diesel engines.¹¹⁸ To use CNG, one must purchase a vehicle designed specifically for CNG use. At this time, CNG is not commercially available for nonroad use, although several hand-built demonstration units exist.

Liquefied natural gas (LNG) is natural gas that has been cooled to temperatures of 260 degrees below zero, but it is typically kept at high pressure so that it does not have to be so cold. The fuel's freezing temperatures increase the need for safety training by those operating LNG fueled vehicles. Skin contact with the fuel must be avoided, and machines that use LNG can vent a flammable gas mixture when not in use and parked in-

doors. Additionally, LNG must be used in a context where the LNG facility or terminal meets all applicable state or local government safety and siting rules. Similar to compressed natural gas, LNG has been used in the heavy-duty onroad sector,¹¹⁹ but is not commercially available for the nonroad sector at this time.

PROPANE

Propane, known also as Liquefied Petroleum Gas, is a colorless and non-toxic fuel produced as a byproduct of natural gas processing or crude oil refining. Application of moderate pressure can convert the gas into a liquid, increasing the ease with which it is stored and transported. Although propane is less fuel efficient than gasoline, its higher octane rating means that engines run more smoothly and efficiently.

Propane also produces less pollution than gasoline, and it can lower carbon dioxide, carbon monoxide and non-methane hydrocarbon emissions.¹²⁰ Additionally, propane is readily available—fueling stations are found in all 50 states. This fuel is widely used in the onroad sector, and has been successfully used by non-road vehicles such as forklifts or loaders.¹²¹

According to the U.S. Department of Energy, propane vehicles can produce fewer ozone-forming emissions than vehicles powered by reformulated gasoline. In addition, tests on light-duty, bi-fuel vehicles have demonstrated a 98% reduction in the emissions of toxics, including benzene, 1,3 butadiene, formaldehyde, and acetaldehyde, when the vehicles were running on propane rather than gasoline.¹²²

Filtering out pollutants

One of the most effective ways to reduce diesel pollution from existing equipment is to combine the cleaner fuels, discussed previously, with retrofit technology. In this handbook, the term *retrofit* is defined as incorporating any device into diesel equipment to reduce pollution. The term *retrofit technology* is used interchangeably with *emissions control technology*, *pollution control technology* and/or *after-treatment technology*.

There are a variety of demonstrated retrofit technologies available to significantly reduce PM, HC, CO, NO_x, toxics and odor emissions from existing heavy-duty diesel vehicles. Many technologies to reduce diesel PM are commercially available today and have been used for more than 25 years on nonroad diesel engines in construction equipment.¹²³ A number of NO_x control technologies that can significantly reduce pollution are still in development, although some are currently available.¹²⁴ Additionally, companies are making substantial investments to develop and commercialize diesel exhaust emissions control technologies. In fact, just 12 of the over 40 member companies that make up the Manufacturers of Emission Controls Association (MECA) have invested more than \$1.8 billion in R&D and capital expenditures to help reduce pollution from the onroad and offroad diesel sectors.¹²⁵

Thus, available retrofit technologies and applications are expanding rapidly and the industry is working aggressively to pursue solutions to address heavy-duty diesel emissions control.¹²⁶ Hundreds of scientists and engineers across the country are contributing to key developments to speed the evolution of diesel emissions control technology¹²⁷ and EPA has already formed partnerships with state, local and industry stakeholders in numerous states

and the District of Columbia to reduce pollution from existing diesel engines.¹²⁸

This part of the handbook introduces some of the many different options available for retrofitting.¹²⁹ It also provides information on the verification status of each technology:

- *Verified* means that the technology has been approved for use in either the onroad or the nonroad sector by the Environmental Protection Agency or the California Air Resources Board;
- *In development* means that the technology has not yet been verified, but may currently be in use in the onroad or nonroad sector, undergoing field testing, or in development.

Retrofit technologies can be geared towards PM or NO_x reduction, though many also reduce CO and HC emissions as well. Most advanced pollution control technologies require diesel fuels with very low levels of sulfur (15 parts per million of sulfur or less) to work properly and many can be combined for even deeper pollution cuts. Please talk to your fleet managers and Original Equipment Manufacturers (OEM) to determine the best options to meet your air quality goals.

Particulate matter reduction

DIESEL PARTICULATE FILTERS (VERIFIED)¹³⁰

A diesel particulate filter (DPF) is an emissions control technology that traps diesel particulate matter from engine exhaust until the trap becomes loaded to the point that a regeneration cycle is implemented to

DPF in-use reduction numbers	
NO _x	0%
PM	Up to 90%
HC	Up to 90%
CO	Up to 90%

burn off the trapped particulate matter.¹³¹ DPFs are normally built with a porous ceramic and metal mesh or silicon carbide filter housed in a metal container similar to a muffler. There are two main categories of DPFs: active and passive. The difference between the two is in the methods used to regenerate the filters. Passive systems rely on a catalyst to lower the temperature at which the collected soot will burn and, therefore, rely solely on the duty-cycle of the vehicle and resulting exhaust gas temperatures to ensure that regeneration occurs as frequently as required. Active systems use supplemental heat to supply the necessary energy to burn the collected particulate matter. The heat is provided by either onboard or offboard burners or electrical heaters. The type of DPF suitable for a specific application depends, in addition to other factors, upon the exhaust gas temperature, the daily duty cycle of the subject construction equipment and the availability of ULSD. Passive DPFs require the use of ULSD fuel to facilitate regeneration and prevent

catalyst poisoning that would render them inoperable.¹³² Active DPFs do not require ULSD fuel.

Active filter systems can be used on a broader range of vehicles because regeneration is accomplished by supplemental means that do not rely on the operation of the vehicle and the resulting duty-cycle. However, an active system can cost more than a passive system.

Although DPFs work by forcing the exhaust through porous walls, PM is collected without obstructing the flow of exhaust gases or damaging the engine or vehicle. Diesel particulate filters can reduce PM_{2.5}, PM₁₀, HC, and CO emissions by up to 90% and significantly reduce emissions of other toxics, including aldehydes.¹³³ However, DPFs do not remove NO_x.

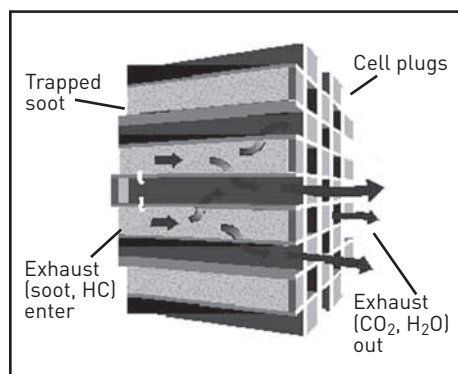
Prior to installing DPFs, engines must be data-logged to ensure timely and consistent regeneration and tested to determine whether the required exhaust gas temperature is achievable for the necessary amount of time during the daily duty cycle. In addition, a back-pressure monitor must also be installed

Construction equipment retrofit with a diesel particulate filter.



COURTESY OF JOHNSON MATTHEY

FIGURE 8
**Schematic of a diesel
particulate filter**



MECA, "Minimizing NO₂ Emissions from Catalyst-Based Diesel Particulate Filters." IDRAC Meeting, February 6, 2002. Online resource, available at: <http://www.arb.ca.gov/diesel/presentations/020602/mecono2resolution.pdf> Last accessed 03/03/05

to allow real-time monitoring of DPF performance and to ensure consistent in-use regeneration. If there is insufficient regeneration, the DPF will become plugged with soot, increasing exhaust gas backpressure levels beyond engine manufacturer specifications.

Particulate filters can be installed on new or existing equipment, sometimes as muffler replacements, to trap particulate matter in the exhaust.¹³⁴ Because DPFs tend to be larger and heavier than a diesel oxidation catalyst or a regular muffler, DPFs require some engineering to be properly installed on construction equipment. Installation of a DPF is more

complex, time consuming and costly than the installation of a DOC. However, the installation of a DPF is worthwhile, because DPFs reduce PM, HC, and CO by up to 90%, whereas DOCs only reduce PM by approximately 20–30%, and HC and CO by approximately 50–70%. According to retrofit manufacturers, installation of a DPF takes about 5–7 hours and a DOC can be installed by the equipment operator in about 1–2 hours.

Depending on the application and size of the equipment, most DPF applications cost between \$7,000 and \$12,000 excluding installation.¹³⁵ Because DPFs are currently more effective at reducing particulate matter than other technologies, Environmental Defense strongly encourages the use of DPFs whenever possible.

Although DPFs are not as common as DOCs, an increasing number of DPFs are already being used at a number of construction sites. Worldwide, DPFs have been installed on over 70,000 heavy-duty vehicles, primarily trucks and buses.¹³⁶ Over 20,000 DPFs have been installed on nonroad engines worldwide.¹³⁷

PASSIVE DIESEL PARTICULATE FILTER (VERIFIED)¹³⁸

There are two different types of passive DPFs: catalyzed and regular. A catalyzed DPF will remove the soluble organic

TABLE 4
Examples of nonroad DPF installations

Type of equipment	Type of DPF	Location
Generator (600 kw)	Active DPF (by Rypos)	World Trade Center 7, NYC
Wheel Loader (CAT966)	Passive DPF (by Johnson Matthey)	World Trade Center 7, NYC
Wheel Loader (CAT 966GII)	Passive DPF (by Johnson Matthey)	American Asphalt, CA
Dump Trucks (Cummins, CAT and ITEC engines)	Passive DPF (by Johnson Matthey)	LA and surrounding areas, Seattle, Riverside County, San Diego

fraction (SOF) portion of the PM emissions in addition to regenerating the elemental carbon (soot) fraction of the PM.¹³⁹ In addition, the exhaust gas temperature required to ensure proper regeneration is slightly lower for the catalyzed passive DPF than for the regular passive DPF. The catalyzed DPF requires a temperature of approximately 210°C, depending on the catalyst used. The catalyst can also be added to the fuel as a fuel-borne catalyst. CARB staff has evaluated the catalyzed DPF as the most effective control technology because it can reduce PM emissions by over 85%.¹⁴⁰

A regular DPF typically requires a greater than 260–320°C operating temperature for a significant portion of the duty cycle and has found limited application because of this.¹⁴¹ If the necessary exhaust gas temperature cannot be achieved for the required portion of the daily duty cycle, an active DPF (see below) should be considered.

ACTIVE DIESEL PARTICULATE FILTER (VERIFIED)¹⁴²

Active filters are used when the engine exhaust temperature is too low for a passive DPF and for older and dirtier engines. Because these systems do not rely on exhaust gas temperatures for regeneration, but rather on heat addition to the exhaust gas stream by use of burners or other means, an active DPF can successfully operate at low exhaust gas temperature. To increase the exhaust temperature for efficient regeneration, some commercial filter systems have incorporated burners, electrical heaters or fuel injection into the exhaust stream. These burners or electric heaters use about 1% of the total fuel consumption.¹⁴³

Although emissions reductions are maximized with the use of ULSD, an active DPF typically does not require the use of ULSD fuel.¹⁴⁴ Like passive DPFs,

an active DPF can be used alone or in conjunction with a DOC to reduce gaseous hydrocarbons and carbon monoxide. The California Air Resources Board has verified Lubrizol's actively regenerated DPF, the Combifilter™, for off-road applications in 1996–2004 diesel engines. The Combifilter system is verified for an 85% reduction in PM emissions.¹⁴⁵

FLOW-THROUGH FILTERS (VERIFIED)¹⁴⁶

There are three types of flow-through filters: 1) the catalyzed wire mesh filter;

2) the pertubated path metal foil filter; and 3) the catalytic particulate oxidizer. Flow-through filters can be

CWMF EPA verified reduction numbers (when used with FBC)	
NO _x	0–9%
PM	55–76%
HC	75–89%
CO	50–66%

comprised of wire mesh or pertubated path metal foils. Like other filter materials they can be used with active systems or be catalyzed and perform as a passive system.

First, the catalyzed wire mesh filter (CWMF) is a new technology that has been EPA-verified for onroad use in conjunction with a fuel-borne catalyst.¹⁴⁷ A CWMF requires an exhaust gas temperature of 225°C for at least 25% of the daily duty cycle, which is lower than a DPF typically requires.¹⁴⁸ Thus, if a certain application does not allow for a DPF due to low exhaust gas temperatures, a CWMF might work. A CWMF weighs about the same as a DPF. EPA has verified the following emissions reduction rates for Clean Diesel Technologies, Inc.'s CWMF when used with a fuel borne catalyst: 0–9% for NO_x, 55–76% for PM, 75–89% for HC and 50–66% for CO.¹⁴⁹

Generally, CWMFs should be visually inspected once per year, and in the event that the back pressure monitor signals an unreversed back pressure buildup,

the CWMF should be returned to an authorized dealer for thermal cleaning.¹⁵⁰ However, several CWMF units that have been in operation for over a year have been essentially maintenance free.¹⁵¹ Currently, with limited quantities in production, the price range for a CWMF is \$5,500 to \$7,000.¹⁵² As with all emerging technologies, prices could decline as demand for the technology grows.

Second, the pertubated path metal foil flow-through filter is an emerging technology of similar performance. It can also be catalyzed both for emissions control performance and regeneration characteristics.

Third, a Catalytic Particulate Oxidizer (CPO)¹⁵³ is a new technology developed for heavy and medium duty onroad and offroad diesel engines. The CPO has recently begun the CARB verification process but, as of February 16, 2005, has not been EPA or CARB verified.¹⁵⁴ The CPO has been certified¹⁵⁵ in Europe and is currently undergoing another verification process in Switzerland.¹⁵⁶ The technology does not trap or filter particulates but oxidizes them continuously. Oxidization is the process of adding oxygen to break down pollutants.¹⁵⁷ The chemical reaction between catalyst material and exhaust gases, according to the manufacturer's data, results in over 90% reduction of HCs, CO and PM. The CPO requires a minimum exhaust temperature of 190°C. According to the manufacturer's specifications, the CPO does not store ash, eliminating the need to open and clean the filter regularly. The CPO typically creates less back-pressure than a DPF. CPOs costs range between \$6,000–\$8,000, depending on the size of the equipment.¹⁵⁸

DIESEL OXIDATION CATALYSTS (VERIFIED)¹⁵⁹

A diesel oxidation catalyst (DOC) is a type of catalyst (catalytic converter),

DOC in-use reduction numbers

NO _x	0%
PM	20–30%
HC	50–90%
CO	70–90%

which chemically converts HC, CO, soluble organic fraction (SOF) and polycyclic aromatic

hydrocarbons (PAH) to water vapor and carbon dioxide. A DOC is a flow-through metal or ceramic substrate coated with a precious metal catalyst (e.g. platinum). The outside of the DOC is metal and looks similar to an exhaust muffler. DOCs are a “bolt on” application and they can be easily installed, typically as a direct muffler replacement. DOCs do not require engine modifications and generally are maintenance free. Although ULSD fuel is not required, PM emissions reductions are increased with the use of low sulfur or ultra-low sulfur diesel fuel. DOCs can be installed on old and new pieces of equipment; for example, some new Caterpillar equipment already comes with a DOC.

A DOC is a proven and efficient technology that destroys large fractions of toxic emissions. Typically, DOCs reduce approximately 50–90% HC and 70–90% CO.¹⁶⁰ As to PM reduction, DOCs are effective for reducing the SOF component of the particulate matter.¹⁶¹ The SOF portion of PM is composed of organic material from engine fuel and lube oil that forms on the surface of elemental carbon (black soot).¹⁶² The SOF part of the particulate matter is often referred to as *wet PM*.¹⁶³ As a result, depending on the SOF concentrations in the particulate matter of diesel exhaust, DOCs reduce approximately 20–30% of PM.¹⁶⁴ SOF concentrations tend to decrease with newer engines.¹⁶⁵ If the reduction of black soot (solid fraction) is the goal, a DPF or a CWMF are more effective technologies than a DOC.

DOCs also cut down on aldehyde, smoke and odor.¹⁶⁶ However, DOCs do

Construction equipment retrofit with a diesel oxidation catalyst.



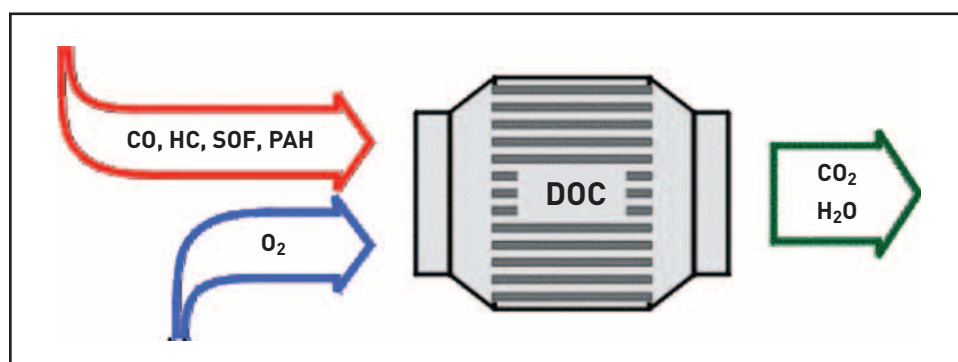
COURTESY OF DONNA WEAVER, CONNECTICUT DEPARTMENT OF TRANSPORTATION

not remove NO_x . To increase emissions reductions, DOCs can be combined with other after-treatment technologies, including particulate filters. DOCs have already enjoyed widespread use in the onroad and nonroad sector. In fact, over 250,000 DOCs have been installed in new and retrofitted nonroad engines worldwide.¹⁶⁷ The cost of an oxidation catalyst is about 1–2% of the cost of new construction equipment. For example, the average cost for a DOC at the Boston Big Dig was about \$2,500 per piece of construction equipment.¹⁶⁸ (See also the

section on “Successes and Regional Programs.”) Costs vary depending on the size of the equipment. Retrofit manufacturers will be able to give accurate cost estimates for each piece of equipment.

Overall, if a high number of construction vehicles should be retrofitted but funds are limited, DOCs might be an attractive option. DOCs might also be an attractive option if ULSD fuel is not available in the area. If ULSD fuel is not available, Environmental Defense encourages the use of low sulfur diesel (500 ppm) instead of typical nonroad diesel.

FIGURE 9
Schematic of a diesel oxidation catalyst



CRANKCASE EMISSIONS FILTRATION SYSTEMS WITH DOC (VERIFIED)

Crankcase emissions, on average, make up between 10–25% of total engine

Crankcase filter with DOC in-use reduction numbers

NO _x	0%
PM	25–33%
HC	12–34%
CO	42–52%

emissions over a prescribed test cycle but become very high (50–80%) on a relative basis when idling.¹⁶⁹

Targeting these emissions with pollution control technology can reduce over-all engine exhaust pollution.

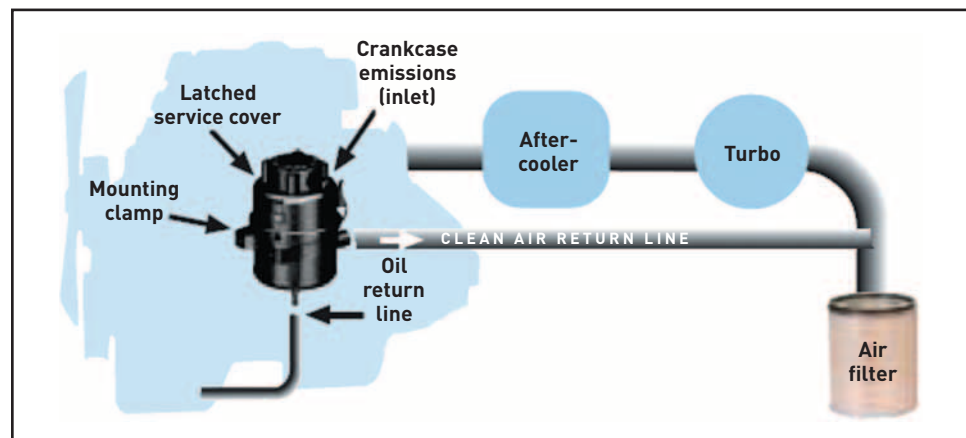
One example of a crankcase emissions filtration system is the Donaldson Spiracle™ crankcase filter. According to Donaldson, the filter eliminates 100% of all crankcase emissions and also eliminates under-hood fumes, reduces oil consumption by about 2–6 gallons/year and provides for a cleaner engine compartment. Donaldson reports that the Spiracle crankcase filter can be used alone, without other pollution control technologies, but EPA and CARB verification only apply the Spiracle when used with a DOC.

When combined with tailpipe pollution reduction technology, such as a

DOC or a DPF, crankcase emissions filtration systems can achieve even greater emissions reductions. The Donaldson Spiracle crankcase filter is the only crankcase emissions reduction system that has been verified for use, when used with a DOC, by both EPA and CARB. The overall system reductions are based on the tailpipe reductions. Donaldson has approval for two different catalysts, depending upon the fuel sulfur level.¹⁷⁰ The use of a DOC with a Spiracle filter has been verified to reduce PM emissions by 25–33%, HC emissions by 12–34%, and CO emissions by 42–52%.¹⁷¹ According to Donaldson, a DPF could be combined with the Spiracle filter in lieu of a DOC for a total engine emissions reduction of 89%. Neither EPA nor CARB have verified use of the Spiracle crankcase filter with a DPF.

The Spiracle system has a broad range of applications such as medium-duty and heavy-duty trucks, buses, off-road equipment and industrial generator sets.¹⁷² For the retrofit market, the Spiracle system is available in two different sizes. For medium-duty applications, the end-user price for the system is approximately \$325. For heavy-duty

FIGURE 10
Schematic of a crankcase emissions filtration system



Source: <http://www.donaldson.com/en/engine/datalibrary/002509.pdf>

applications, the end-user price is approximately \$435.¹⁷³

Nitrogen oxides reduction

In general, the retrofits discussed above do not reduce NO_x, a key precursor to ozone/smog. Thus, to achieve NO_x emissions reductions, additional strategies must be used. There are a number of ways to reduce NO_x pollution, but not all are retrofit devices. NO_x pollution control technology includes: Selective Catalytic Reduction (SCR), NO_x adsorbers, lean NO_x catalysts, exhaust gas recirculation and fuel emulsifiers. The California Air Resources Board has determined that NO_x removal is cost effective at a cost of up to \$13,600 per ton of NO_x reduced.¹⁷⁴ The Texas Emissions Reduction Program follows a similar standard of \$13,000 per ton of NO_x reduced.¹⁷⁵

SELECTIVE CATALYTIC REDUCTION (IN DEVELOPMENT)¹⁷⁶

SCR systems add a reductant¹⁷⁷ (usually ammonia or urea) to diesel exhaust to

SCR combined with DOC in-use reduction numbers

NO _x	60–80%
PM	25%
HC	50–90%
CO	70–90%

convert NO_x to N₂. The exhaust and reductant are processed by a catalyst to reduce PM, HC and NO_x. Initial

results from SCRs being used in combination with other technologies, such as a DOC, show the following possible reduction rates: 60%–80% NO_x, 25% PM, 50–70% HC and CO.¹⁷⁸ SCR systems must maintain a careful balance of proper urea injection and exhaust temperature. Typically, a mobile SCR needs to reach an exhaust gas temperature of 200–250°C to work. As soon as the required exhaust gas temperature is reached, NO_x is being reduced. Thus, unlike a DPF, no minimal daily duty

cycle is necessary for the SCR to function properly. However, if too much urea is injected, ammonia slip (ammonia being emitted through exhaust pipe) may occur. Also, low exhaust temperatures can actually increase NO_x formation.¹⁷⁹ To avoid ammonia slip, proper control of the correct amount of urea injection is needed. For that reason, some mobile SCRs have a NO_x sensor before and a NO_x sensor after the urea injector to remotely record data.¹⁸⁰

While aided by the use of ULSD fuel, SCRs can be used with low sulfur fuel (500 ppm).¹⁸¹ SCR's high NO_x reduction potential makes them an attractive option for NO_x emissions reduction. SCRs can be combined with a DOC or a DPF. SCRs can be used in stationary (i.e. generator set, compressors and pumps) as well as mobile applications. Marine vessels, ferries and trains have successfully installed SCRs.¹⁸² Mobile SCRs are currently being used in a number of construction pilot programs.¹⁸³ As of February 11, 2005, the only SCR system that EPA/CARB have verified is Extengine's ADEC system. Another verification of a mobile SCR system for onroad engines is expected by the end of 2005.¹⁸⁴

Urea, the reductant that is typically used in SCR systems, is a substance that is contained in agricultural fertilizer. Thus, urea is plentiful in the United States and while supply should not cause a problem, lack of infrastructure sometimes does. If a fleet of several vehicles is being retrofitted with SCRs, a urea dispenser can be set up at the construction site. Infrastructure problems sometimes occur if only one or two vehicles are being retrofitted because of the small quantities of urea needed. Urea distribution costs range between \$0.70 and \$35 per gallon.¹⁸⁵ The amount of urea needed per engine is a function of engine-out NO_x levels, which differ depending on the year the engine was built, and vehicle

size.¹⁸⁶ For every gallon of diesel fuel, about 5–10 ounces of urea are needed.¹⁸⁷

The cost range for SCR systems varies greatly depending on the engine horsepower and the application. Mobile SCR systems in the 200–750 hp range cost between \$12,500 and \$15,000 for small quantities of SCR units.¹⁸⁸ These mobile SCR units are similar to an automotive type of system. Large stationary power generating SCR systems in the 750–2000 hp range can cost up to \$80,000.¹⁸⁹

NO_x ADSORBERS (IN DEVELOPMENT)

A NO_x adsorber, also sometimes referred to as a NO_x trap, works in two stages to remove NO_x from diesel exhaust. First, it uses a catalyst to adsorb NO_x emissions during lean operation.¹⁹⁰ Adsorb means to accumulate liquids or gases on a surface and “lean operation” occurs when the air-to-fuel ratio is high (perhaps 50 parts air to one part fuel), for example when a vehicle is going downhill or has a light load. Then, after the adsorber has been fully saturated with NO_x, the system is regenerated (cleans itself) when the engine runs rich.¹⁹¹ An engine runs “rich” when the air-to-fuel ratio is low (perhaps 29 parts air to one part fuel), for example when a vehicle is going uphill or has a heavy load. Also the exhaust gas temperature is very hot when an engine runs rich, which helps burn off the NO_x.

Unlike the other pollution controls discussed in this section, NO_x adsorbers are *not retrofittable*, i.e. they are not muffler replacements like diesel oxidation catalysts or diesel particulate filters and they can not be “added-on” like SCR. Instead they must be incorporated into the engine/vehicle design by the original equipment manufacturer. Although adsorbers have a high potential for NO_x emissions reductions, when

sulfur-rich fuel is used the NO_x adsorption process is rapidly deactivated and rendered ineffective.¹⁹² According to MECA, “To make this technology a commercial reality, low sulfur fuel is a requirement.”¹⁹³ Near zero sulfur levels (less than 15 ppm sulfur) enable the application of catalyst and adsorption technology to run without interference.¹⁹⁴

According to MECA, NO_x adsorber systems (in a low sulfur fuel environment) have the potential to provide “a high level of NO_x reduction across a wide range of operation conditions (temperature and NO_x concentration)—conditions which are consistent with the diversity in engine-out exhaust associated with both light- and heavy-duty diesel applications.”¹⁹⁵ In fact, one manufacturer, Catalytica Energy Systems, states: “while still in early-stage development, our after-treatment approach is designed to offer a continuous production of a reactive reductant across a broad operating range to enable up to a 50% reduction in NO_x.”¹⁹⁶ The operating temperature windows for NO_x adsorber technology ranges from 200 to 550°C.¹⁹⁷ At the present time, only prototypes of NO_x adsorption systems are available, so this technology is not yet commercially available or ready for CARB and/or EPA verification.

LEAN NO_x CATALYSTS (IN DEVELOPMENT)¹⁹⁸

Lean NO_x catalyst technology can achieve a 10–40% reduction in NO_x emissions.¹⁹⁹

Lean NO_x catalyst in-use reduction numbers
--

NO _x 10–40%

This technology is more effective when a supplemental hydrocarbon reductant is injected into the exhaust stream.²⁰⁰ The hydrocarbons facilitate the conversion of NO_x to nitrogen and water vapor in the catalyst.²⁰¹ Lean NO_x catalysts are attractive because the technology requires no core engine modifications or

additional infrastructure and can be used to retrofit older machines.²⁰²

Like NO_x adsorption technology, lean NO_x catalysts require low sulfur fuel; however, this technology has a higher tolerance for sulfur, requiring fuel with a sulfur content of less than 250 ppm versus the less than 15 ppm required for adsorption technology.²⁰³ Additionally, this technology imposes a fuel efficiency penalty of 4–7%.²⁰⁴

Combinations of different retrofit devices

Retrofit devices as well as fuel additives can be combined to maximize emissions reductions. Some retrofit devices combine, PM, HC, CO with NO_x reduction in one unit.²⁰⁵ Three examples follow:

SCR SYSTEM COMBINED WITH PM EMISSIONS CONTROL (VERIFIED)²⁰⁶

Extengine's ADEC system combines NO_x and PM control technology in one unit. The NO_x is reduced with an SCR system, and the PM control is achieved with a

ADEC (SCR/DOC system) verified reduction numbers

NO _x	80%
PM	25%

DOC.²⁰⁷ This technology has been verified by CARB as achieving a 25% reduction in particulate matter emissions, and an 80% reduction in NO_x emissions.²⁰⁸ The City of Houston has successfully retrofitted two excavators with the ADEC system and has praised the emissions benefits.²⁰⁹ The ADEC system can also be incorporated with other DPFs for even higher PM reductions, although each individual retrofit application would require evaluation.²¹⁰ With a DOC, and SCR with Ammonia Slip Catalyst,²¹¹ the cost of the ADEC System is \$14,500 before installation.²¹²

Johnson Matthey is developing a technology that combines NO_x and PM

Johnson Matthey (SCRT) field-testing reduction numbers (not verified as of February 2005)

NO _x	75–90%
PM	75–90%
HC	Over 90%
CO	Over 90%

control technology in one unit, the SCRT™ system (not verified as of February 2005) in which NO_x is reduced with an SCR and PM is reduced with a DPF. The SCRT system virtually eliminates HC and CO emissions and reduces PM and NO_x by 75–90%.²¹³ To date, approximately 100 SCRTs have been installed on heavy-duty diesel engines for field testing.²¹⁴ Johnson Matthey estimates that the SCRT will be commercially available by mid-2005.

LEAN NO_x CATALYST WITH PM EMISSIONS CONTROL (VERIFIED)²¹⁵

Cleaire Advanced Emission Control's Longview™ diesel emissions control

Cleaire's Longview Filter CARB verified reduction numbers

NO _x	25%
PM	85%
HC	90%
CO	90%

system is a CARB and EPA onroad verified NO_x reducing technology.²¹⁶ The Longview system reduces smoke, odors and NO_x by 25%, PM by 85%, and HC and CO by 90%.²¹⁷ The Longview system integrates a NO_x reducing catalyst (Lean NO_x Catalyst) and a catalyzed DPF. The Longview is a muffler replacement system. The use of ULSD fuel and an exhaust gas temperature of 260°C for at least 25% of the daily duty cycle are required.²¹⁸

Longview systems have been successfully installed in onroad applications including refuse, transit, school bus, vocational work trucks, delivery trucks and line haul trucks. They have also been installed on nonroad mobile equipment such as motor graders, bucket loaders, agricultural tractors, agricultural water pumps and generators, some dating back to 1988.²¹⁹ The Longview needs regular maintenance; the maintenance interval

depends on the number of hours of operation. Cleaire has developed maintenance procedures and equipment that are available through local Cleaire distributors. Pre-installation data logging is typically not required.²²⁰ The cost range²²¹ is between \$18,500–\$20,500 (including installation and tax) for 6–11 liter engines and about \$21,000 (including installation and tax) for 12–15 liter engines.²²²

Cleaire's Lonestar system achieves about a 25–30% NO_x, a 50–70% PM,

Cleaire's Lonestar system in-use reduction numbers (not verified as of February 2005)

NO _x	25–30%
PM	50–70%
HC	40–60%
CO	40–60%

and a 40–60% HC and CO emissions reduction.²²³ The Lonestar is a combination of a Lean NO_x catalyst and

a high-performance DOC.²²⁴ The Lonestar is currently undergoing CARB's verification process²²⁵ and Cleaire is expecting verification by the end of 2005.²²⁶ The Lonestar costs about \$12,500 (including tax and installation) for 6–12 liter engines and about \$15,000 (including tax and installation) for 12–15 liter engines.²²⁷

LOW PRESSURE EXHAUST GAS RECIRCULATION (IN DEVELOPMENT)²²⁸

Retrofitting exhaust gas recirculation (EGR) on a diesel engine offers an effective means of reducing NO_x emissions from the engine. Both low-pressure and high-pressure EGR systems exist, but low-pressure EGR is most suitable for retrofit applications because it does not require engine modifications.

As the name implies, EGR involves recirculating a portion of the engine's exhaust back to the charger inlet or intake manifold, in the case of naturally aspirated engines. In most systems, an intercooler lowers the temperature of the recirculated gases. The cooled recirculated gases, which have a higher heat capacity than air and contain less oxygen than air, lower combustion temperature in the engine and reduce NO_x formation. Diesel particulate filters are an integral part of any low-pressure EGR system, ensuring that large amounts of particulate matter are not recirculated to the engine.²²⁹

EGR systems are capable of achieving NO_x reductions of more than 40%. More than 1,500 EGR systems have been installed worldwide. EGR retrofit systems are now being installed in the U.S. on solid waste collection vehicles, buses and some city-owned vehicles. The cost of retrofitting EGR with a DPF on a typical bus or truck engine is about \$13,000–15,000.

Currently, there is one low-pressure EGR system available commercially: STT Emtec's DNOx[®] system. SST Emtec is currently pursuing CARB onroad verification for this technology, and intends to pursue nonroad verification in the future.²³⁰ STT Emtec has stated that though this technology has "not yet been used with nonroad engines, it can be," and the technology is commercially available for nonroad applications.²³¹

Further details of the costs involved in replacing, refueling, and retrofitting diesel vehicles are available from EPA and MECA at <http://www.epa.gov/otaq/retrofit/documents/meca1.pdf>.

Using cleaner diesel fuels or pollution control technologies on diesel engines powering construction equipment provides substantial public health benefits and improvements in air quality, but may also require investments in these fuels or technologies. Fortunately, state and local governments, fleet operators and vehicle owners have a number of options for financing cleaner diesel programs. This section of the *Cleaner Diesel Handbook* describes some programs on which state and local governments could model their own funding programs, followed by a discussion of funding available through federal sources.

State and local retrofit financing program models

CARL MOYER MEMORIAL AIR QUALITY STANDARDS ATTAINMENT PROGRAM

Both the state government of California and local air quality management districts play a substantial role in funding California's Carl Moyer Memorial Air Quality Standards Attainment Program (described in detail in the Success Stories section of this handbook). More information on the Carl Moyer Program is available on the California Air Resources Board web site, at: <http://www.arb.ca.gov/msprog/moyer/moyer.htm>.

In 1998/1999, the years of the program's inception, the legislature and the governor appropriated \$25 million in funding for engine projects. Local air quality districts matched every two dollars of state money with a dollar contribution. In the third year of the program, state funding rose to \$45 million for engine projects, and the district match was reduced to an average of one dollar per every \$3.68 received. "In-kind" con-

tributions, such as administrative costs, comprised up to 15% of match funds.²³²

In 2002, California voters approved Proposition 40, the Clean Water, Clean Air, Safe Neighborhood Parks, and Coastal Protection Act, which included approximately \$40 million for Carl Moyer implementation.²³³ These funds sustained the program through its fifth and sixth years. Carl Moyer's seventh year funding, approved through the 2004/2005 budget, was approximately \$30.5 million.²³⁴ The 2004/2005 budget also authorized an adjustment to Smog Check fees, establishing a continuous source of funding (\$61 million/year) for the program.²³⁵

Assembly Bill 923, approved by the governor in September of 2004, authorized two additional sources of funding for the Carl Moyer program. The first was an increase in funding from tire fees, \$25 million in 2005/2006 and \$16 million in subsequent years. This brought state funding of the program to a total of approximately \$86 million in 2005/2006 and \$77 million thereafter.²³⁶ The second increased the allowed surcharge on district-levied motor vehicle registration fees from \$4 to \$6.²³⁷ Revenue from this program is expected to provide up to \$55 million in local funding for Carl Moyer implementation in 2004/2005 and ensuing years.²³⁸ Of the allowed \$6 charge, \$2 is to be used specifically for the Carl Moyer Program, for the new purchase, retrofit, repower, or add-on of equipment for previously unregulated agricultural sources, for the new purchase of schoolbuses pursuant to the Lower-Emission School Bus Program, or for accelerated vehicle retirement or repair programs. The remaining \$4 will continue to be used to "implement reductions in emissions from

vehicular pollution sources.”²³⁹ The district collecting the surcharge may use only 5% of the surcharge for administration of the program. Emissions reductions achieved through this program may not be used to offset emissions reductions obligations, nor are they tradable (i.e. available for sale/purchase) in a marketable pollution permit system. Rather, credits resulting from this funding must be “retired.”²⁴⁰

NORTH CAROLINA'S MOBILE SOURCE EMISSIONS REDUCTION GRANT PROGRAM

The North Carolina Department of Natural Resources, through its Division of Air Quality, sponsors the Mobile Source Emissions Reduction Grant program in order to provide economic incentives for actual emissions reductions from on and off-road mobile sources. More information on the Mobile Source Emissions Reduction Grant Program is available on the NC Department of Natural Resources web site, at http://daq.state.nc.us/motor/ms_grants/

Funded by a 1/64-cent per gallon tax on gasoline sold in North Carolina, the program has awarded 78 grants totaling \$5.74 million statewide since 1995. In 2004, \$350,000 was awarded to area school districts to install diesel oxidation catalysts on school buses.²⁴¹

THE TEXAS EMISSIONS REDUCTION PLAN (TERP)

The Texas Emissions Reduction Plan (TERP) combines incentive programs, research, and technology development aimed at improving air quality in Texas. The centerpiece of the program provides grants to eligible projects in nonattainment areas and other, TERP-designated, counties to offset the incremental cost associated with the activities to reduce emissions of NO_x from high-emitting

mobile diesel sources.²⁴² More information on the TERP program is available in the Success Stories section of this handbook, and on the Texas Natural Resources Conservation Commission's web site, at: <http://www.tnrcc.state.tx.us/oprd/sips/terp.html>.

The Texas Commission on Environmental Quality (TCEQ) administers the TERP program. The Legislature established the TERP in 2001 through Senate Bill 5, and amended it through House Bill 1365 in 2003.²⁴³ Total 2004 revenue was \$141.7 million, \$127.5 million of which was used for grant programs. The program was extended through 2010 by the Texas Legislature in the 79th regular session.²⁴⁴

For more specific information on funding sources, please refer to the “Texas Emissions Reductions Plan: Biennial Report to the Legislature”: http://www.tceq.state.tx.us/assets/public/comm_exec/pubs/sfr/079_04.pdf

In addition, your State or local community may have funding available. Fleet owners should contact their local and state air quality and transportation agencies to learn more about available funding.

Federal grant funding

Construction companies, fleet operators or individuals operating construction equipment in states or local communities without funding programs such as those described above may find federal grant programs an option for assisting with the cost of retrofitting vehicles or purchasing clean fuels. EPA and the Diesel Technology Forum have compiled lists of funding sources that may be available in your area. Please visit, <http://www.epa.gov/otaq/retrofit/retrofitting.htm> and <http://www.dieselforum.org/factsheet/programs.html> for further details.

Onroad and nonroad EPA/CARB verification

Both EPA and CARB operate onroad and nonroad retrofit technology verification programs. These verification programs test retrofit devices in order to assign PM and/or NO_x emissions reduction values to specific devices. Recently, EPA or CARB have verified new retrofit technologies for the non-road sector.²⁴⁵

There is now a Memorandum of Agreement (MOA) between the Environmental Protection Agency and the California Air Resources Board for coordination and reciprocity in diesel retrofit device verification. This MOA is intended to expedite the verification and introduction of innovative emissions reduction technologies. Additionally, this MOA should reduce the effort needed for retrofit technology manufacturers to complete verification. In the near future, EPA and ARB will provide guidance on how this agreement will be implemented. Please see http://www.epa.gov/otaq/retrofit/documents/epa-arb_moa.pdf for additional detail.

The objective of the EPA Voluntary Diesel Retrofit Program Verification Process is to introduce verified technologies to the market in a cost-effective manner, while providing customers with confidence that verified technologies will provide emissions reductions as advertised.²⁴⁶ This verification process will evaluate the emissions reduction

performance of retrofit technologies, including their durability, and identify engine operating criteria and conditions that must exist for these technologies to achieve those reductions.²⁴⁷ According to the CARB web site:

...the ARB has several programs relating to sale, use, or modification of emission control systems. The programs are specific to the type of device as well as the market for which it was designed. The CARB Verification Procedure provides a way to thoroughly evaluate the PM emission reduction capabilities and durability of a variety of diesel emission control strategies as part of a retrofit in-use program. It ensures that emission reductions achieved by a control strategy are both real and durable and that production units in the field are achieving emission reductions consistent with their verification. The verification procedure requires a minimum PM reduction of at least 25%. Although not a requirement at this time, if a diesel emission control strategy also reduces NO_x emissions by at least 15%, that reduction can also be verified. CARB has established a tiered verification plan which is illustrated in the table below..²⁴⁸

In-use testing

In addition to verifying pollution control technologies at certain levels of

TABLE 5
CARB verification classifications for diesel emissions control strategies

Pollutant	Reduction	Classification
PM	< 25%	Not verified
	> 25%	Level 1
	> 50%	Level 2
	> 85%, or ≤ 0.01 g/bhp-hr	Level 3

Source: <http://www.arb.ca.gov/diesel/verdev/background.htm>

emissions reductions, it is also very important to have rigorous in-use testing procedures. In-use testing—the process of testing a technology during real world operating conditions—yields the most accurate picture of emissions from a piece of equipment. By using a portable emissions testing system, researchers can get a better understanding of what is happening to emissions throughout the lifecycle of a piece of equipment. This procedure will ensure that technologies are performing at intended levels for the duration of use for a piece of equipment. For more details on EPA in-use testing requirements for manufacturers, please visit: <http://www.epa.gov/otaq/retrofit/retrotesting.htm>. More information about CARB's verification procedure

and in-use compliance requirements is available at: <http://www.arb.ca.gov/regact/dieselrv/dieselrv.htm>.

Monitoring

While EPA and CARB in-use testing programs are designed for manufacturers of retrofit technologies, Environmental Defense believes that monitoring at a retrofit site can be a valuable part of a retrofit program because it allows all involved to see the actual pollution-control benefits of various retrofit strategies. This type of information can be invaluable to citizens and policy makers advocating on behalf of retrofit programs. We strongly encourage inclusion of good in-use monitoring procedures for all retrofit programs.

Retrofit programs in State Implementation Plans

One way a state may be able to achieve emissions reductions that can be factored into its State Implementation Plan (SIP) is by including a rigorous retrofit program. A State Implementation Plan is a federally enforceable plan that describes a state's strategy for achieving and maintaining the public health based National Ambient Air Quality Standards (NAAQS).²⁴⁹

Recent EPA data shows that about half of all Americans live in places that fail to meet public health based standards for ozone and/or fine particulates. On April 15, 2004, EPA found 474 counties—home to 159 million Americans—out of compliance with the health-based eight-hour ozone standard.²⁵⁰ In December 2004, EPA found that 224 counties in 20 different states are not meeting the nation's first PM_{2.5} air quality standards.²⁵¹

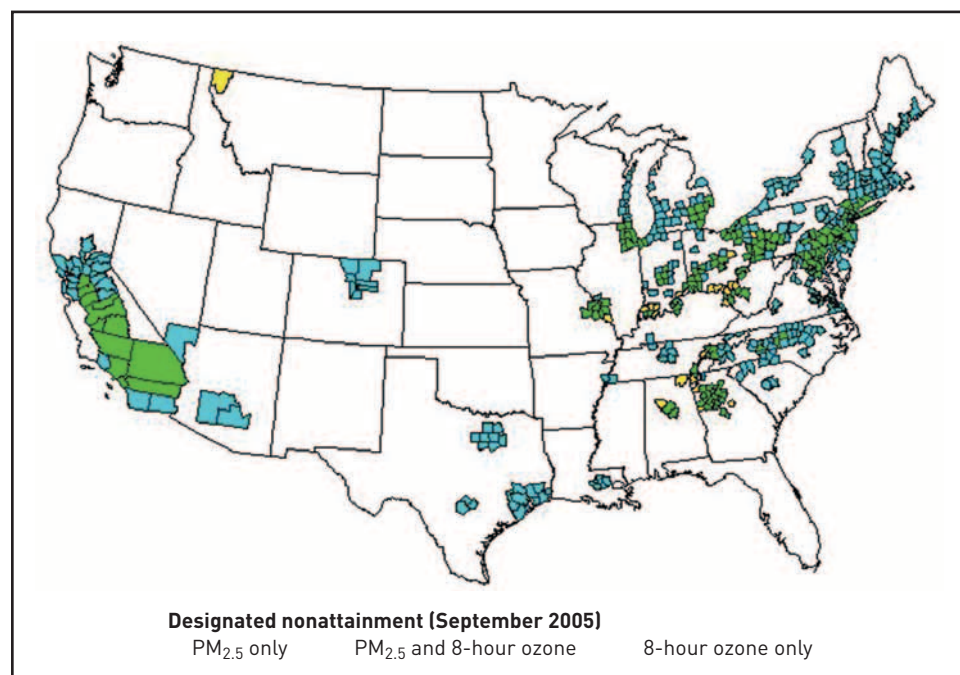
- To find out whether or not you live in a county that is meeting the public health based standards for ozone go to: <http://www.epa.gov/ozonedesignations/statedesig.htm>.
- To find out whether or not you live in a county that is meeting the federal PM_{2.5} standards go to: <http://www.epa.gov/pmdesignations/finaltable.htm>.

Because more than half of the U.S. population lives in areas with unhealthy air, Environmental Defense believes that retrofit programs for all diesel equipment currently in use are critical components of any SIP.

If an area does want to quantify the benefits of a retrofit program, it may be able to do so by incorporating the benefits into the SIP, and it may also be able to use the benefits to demonstrate

FIGURE 11

Counties designated nonattainment for PM_{2.5} and/or 8-hour ozone standard



Several counties have only a portion designated nonattainment. These counties are represented as whole counties on the map.

Source: <http://www.epa.gov/oar/oaqps/greenbk/mappm25o3.html>

conformity to its SIP. Areas with large retrofit programs should work with the appropriate EPA Regional Office²⁵² regarding SIP credits.²⁵³ EPA encourages early consultation between project sponsors, planners, and EPA Regional Offices during the development of a SIP and the calculation of SIP credits. Including a program in a federally enforceable document should be done carefully as legal action can be taken if the program is not carried out as described.

Additionally, project sponsors should work with their state air quality and transportation agencies as well as federal DOT and EPA regarding inclusion of a retrofit program in a SIP or conformity determination and the credits of that program. The state air pollution agency should assume primary responsibility for

the calculation of retrofit credits and incorporation into the SIP. With the guidance of the appropriate EPA Regional Office, the state should work with areas, sponsors, planners, fleets, etc. in implementing retrofit projects and programs for this purpose.

To learn more about calculating SIP credits from retrofit projects, please refer to the EPA web page at: <http://www.epa.gov/otaq/retrofit/aqsipcalc.htm> ("Guidelines For States On Establishing SIP Credits From Heavy-Duty Engine Retrofit Projects"). A NESCAUM report, prepared for EPA in 1999, is a good resource for more information on how these types of calculations are made.²⁵⁴ EPA is expected to issue additional guidance on how to calculate SIP credits for retrofits in Spring of 2005.²⁵⁵

Tools for spurring retrofits

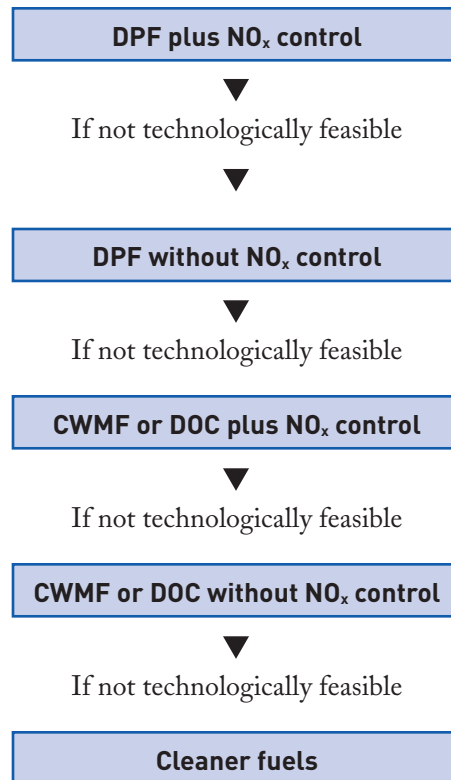
In this section of the handbook, Environmental Defense offers a framework for implementing retrofits and best management practices to help protect public health and ensure clarity for the construction industry and others who wish to reduce the pollution from *existing* diesel construction equipment. Local and state governments seeking to employ clean diesel fuels and technologies in construction projects have a number of options to encourage contractors to retrofit their existing diesel vehicles, use clean fuels or enact other best management practices, such as anti-idling measures. Environmental Defense believes these commitments to cleaner, healthier air can be incorporated in several different ways. The ideas outlined below could be used as: (1) an administrative or legislative commitment; (2) a contract specification, as a preference in the bidding process; (3) in an environmental impact statement, (4) in an executive order; or (5) in a Community Benefit Agreement.

To reduce diesel emissions from existing nonroad vehicles, Environmental Defense recommends both the installation of best available technology and the use of cleaner fuels, including diesel fuel that has 15 ppm of sulfur or less (ULSD). In Environmental Defense's view, "best available" technology is that which achieves maximum emissions reduction of fine particulate matter and NO_x for a given particular engine type and application. Because specific emissions control technologies require different engine performance characteristics (temperature, duty cycles, etc.), each application has to be reviewed to determine the appropriate retrofit technology. Some flexibility and combinations of different technologies will be needed to achieve

maximum emissions reductions for each application. Therefore, we suggest a cascading series of emissions-control choices, ranked according to emissions-reduction performance. In this way, states, local agencies, fleet operators and contractors will be able to match best technologies to the specific engine and application, and will be required to achieve the maximum possible clean air benefit.

To begin, there should be an overarching, central commitment to using DPFs in combination with a NO_x control. DPFs can achieve particle reductions of up to 90%. If no NO_x control is available, then the DPF can be used alone. If it is not possible to use a DPF, then Environmental Defense suggests using a DOC or a CWMF in combination with NO_x control. Diesel oxidation catalysts can achieve particle reductions of 20–30%, and CWMFs can reduce PM by more than 50%. If no NO_x control is available, then the DOC or CWMF can be used alone. Lastly, if no pollution control technology can be used, then Environmental Defense suggests using the cleanest possible fuels. Switching from onroad diesel fuel (500 ppm sulfur content) or from nonroad diesel fuel (about 2000–3000 ppm sulfur content) to ULSD (15 ppm sulfur content or less) can reduce particulate matter, smoke and sulfate emissions.²⁵⁶

Environmental Defense advises using only technologies that are on or in the queue for EPA's or CARB's verified lists to ensure that you are installing a high quality product on your diesel engine. However, states and local governments should include pilot or demonstration products if they wish to investigate promising new emissions control technologies.



Sample legislation regarding green contracting (retrofits and clean fuels)

According to the federal Clean Air Act, only EPA may set emissions standards for new nonroad engines and vehicles. EPA sets emissions standards for *new* nonroad engines and *new* nonroad vehicles. In May of 2004, EPA issued a rule setting emissions standards for new nonroad engines as well as regulating the amount of sulfur allowed in diesel fuel for the nonroad sector.²⁵⁷ For more information on this new nonroad rule, please refer to: <http://www.epa.gov/nonroad-diesel/>. EPA has addressed new nonroad vehicles, but there are many older vehicles on the road today. Therefore, Environmental Defense recommends that states and local municipalities encourage retrofits and the use of cleaner fuels for *existing* nonroad vehicles. Cleaning up older diesel engines will be an important piece for reducing air pollution while the new nonroad rule phases in.

To encourage retrofits on existing nonroad equipment and the use of cleaner fuels, Environmental Defense suggests that state and local municipalities pass regulations (also sometimes referred to as “green contracting laws”) regarding the use of retrofit technology on state/local municipality owned nonroad diesel vehicles as well as nonroad diesel vehicles used when contracting with state/local municipalities. Environmental Defense also suggests including the use of ULSD fuel (15 parts per million of sulfur or less) as one of the contract specifications.

NEW YORK CITY’S LOCAL LAW 77
New York City’s Local Law 77 requires the City to use ULSD fuel and retrofits on city-owned nonroad equipment.²⁵⁸ Local Law 77 also includes use of retrofits and ULSD as a contract specification in public works contracts.

Excerpts from New York City’s Local Law 77, Section 1:²⁵⁹

b. (1) Any diesel-powered nonroad vehicle that is owned by, operated by or on behalf of, or leased by a city agency shall be powered by ultra low sulfur diesel fuel.

(2) Any diesel-powered nonroad vehicle that is owned by, operated by or on behalf of, or leased by a city agency shall utilize the best available technology for reducing the emission of pollutants.

c. (1) Any solicitation for a public works contract and any contract entered into as result of such solicitation shall include a specification that all contractors in the performance of such contract shall use ultra low sulfur diesel fuel in diesel-powered nonroad vehicles and all contractors in the performance of such contract shall comply with such specification.

(2) Any solicitation for a public works contract and any contract entered into as

a result of such solicitation shall include a specification that all contractors in the performance of such contract shall utilize the best available technology for reducing the emission of pollutants for diesel-powered nonroad vehicles and all contractors in the performance of such contract shall comply with such specification.

NEW YORK STATE ASSEMBLY LAW ON CONSTRUCTION IN LOWER MANHATTAN

The Coordinated Construction Act for Lower Manhattan, passed by both the New York State Senate and Assembly, commits New York State construction projects in lower Manhattan to control emissions by requiring that nonroad vehicles be powered with ULSD and retrofit with technologies such as oxidation catalysts, particulate filters or an emissions control technology that achieves the lowest particulate matter emissions.²⁶⁰

Excerpts from Section 4 of the Coordinated Construction Act for Lower Manhattan:

e. Notwithstanding any general, special or local law or rule or regulation to the contrary, a public agency shall require contractors and subcontractors to use only ultra-low sulfur diesel fuel to power the diesel-powered non-road vehicles with engine horsepower (HP) rating of 60 HP and above used on lower Manhattan redevelopment projects and, where practicable, to reduce the emission of pollutants by retrofitting such non-road vehicles with oxidation catalysts, particulate filters, or technology with comparable or better effectiveness. (emphasis added)

SACRAMENTO'S OZONE SUMMIT MODEL "GREEN CONTRACTING" ORDINANCE

The Sacramento Ozone Summit, a gathering of agency heads and elected

officials from around the Sacramento federally designated Ozone Non-attainment Area, led to the design of a green contracting model ordinance by the Sacramento Metropolitan Air Quality Management District's Mobile Source Division. This ordinance offers a voluntary and flexible approach to reducing construction site emissions that would certify rental firms/construction firms as "green contractors." Being "green" would entail curtailing activities on "spare the air" days, mitigating emissions using ULSD or emulsified fuel, and replacing/retrofitting engines using Carl Moyer incentive funds or Sacramento Emergency Clean Air Transportation Funds (SECATF), which at one point totaled \$28 million. "Green contractors" would then receive bidding bonuses that would give them a competitive advantage in the contract bidding process. "Green contractors" would also be subject to detailed monitoring of construction equipment.²⁶¹

Excerpts from Section 3. of the Model "Green Contracting" Ordinance:

Within 90 days of adoption of this Chapter, the (insert name of local agency) shall designate a Program Manager (such as the agency's manager responsible for procurement) and shall develop and implement a Green Contracting Program. The Green Contracting Program must include a description of the plan to encourage contractors operating within the (insert name of local agency) to procure and to operate low-emission vehicles and to obtain low-emission fleet status for off-road equipment fleets and heavy-duty on-road vehicle fleets. The (insert name of local agency)'s Green Contracting Program must focus on fleet owners that have contracts for (insert name of local agency) business.

The (insert name of local agency) must include contract bid language that would

implement the following Green Contracting Program requirements. See (c) for the exception to this requirement.

Sample contract specifications

BOSTON BIG DIG

Excerpt from Section 721.562 of the Big Dig Contract Specifications.

Methods that shall be used by the Contractor to control nuisance odors associated with diesel emissions from construction equipment include:

Turning off diesel combustion engines on construction equipment not in active use and on dump trucks that are idling while waiting to load or unload material for 5 minutes or more.

Establishing a staging zone for trucks that are waiting to load or unload material at the contract area, in a location where the diesel emissions from the trucks will not be noticeable to the public.

Locating combustion engines away from sensitive receptors such as fresh air intakes, air conditioners, and windows. *In addition to the above diesel emission control measures, all off-road diesel powered equipment used for this contract shall contain oxidation catalyst emission control equipment on the exhaust system side of the equipment.* (emphasis added)

Please note that when the Boston Big Dig contract specifications were drafted, ULSD fuel (sulfur content of 15 ppm) was not available in the Boston region. For that reason, DPFs could not be used as retrofit technology and DOCs only were used.

CONNECTICUT I-95 NEW HAVEN HARBOR CROSSING CORRIDOR IMPROVEMENT PROGRAM (NHCC PROJECT)

Connecticut's Department of Transportation (ConnDOT), the Connecti-

cut Department of Environmental Protection, the Connecticut Department of Motor Vehicles, and the Connecticut Construction Industry Association worked together to create a contract specification to improve quality of life during the long-lasting I-95 New Haven Harbor Crossing Corridor Improvement Program.

Notice To Contractors (NTC)—Diesel Vehicle Emission Controls

All diesel powered construction equipment with engine horsepower (HP) ratings of 60 HP and above, that are on the project or are assigned to the contract for a period in excess of 30 days *shall be retrofitted with Emission Control Devices and/or use Clean Fuels* in order to reduce diesel emissions. In addition, all motor vehicles and/or construction equipment shall comply with all pertinent State and Federal regulations relative to exhaust emission controls and safety. (emphasis added)

Truck staging zones

The contractor shall establish truck-staging zones that are waiting to load or unload material at the contract area. Such zones shall be located where the diesel emissions from the trucks will have minimum impact on abutters and the general public.

Idling

Idling of delivery and/or dump trucks, or other diesel powered equipment shall not be permitted during periods of non-active use, and it should be limited to three minutes in accordance with the Regulations of Connecticut State Agencies Section 22a-174-18(a)(5).²⁶²

Environmental performance commitments in environmental impact statements

An Environmental Impact Statement (EIS) is a document required for major

federal actions (or regional, state, or local actions funded with substantial federal monies) that may significantly affect the environment. Describing the positive and negative effects of the major project and citing alternative actions, an EIS serves as a tool for decision-making.

When a governmental agency plans a construction project, Environmental Defense strongly encourages the use of the cleanest possible fuel and pollution control technology in the Environmental Performance Commitments (EPC) section of the project's Environmental Impact Statement (EIS). This puts interested parties on notice that there will probably be future contract specifications that follow the guidelines established in the EIS. Thus, requirements for clean diesel equipment and clean diesel fuel can come out of the EIS and bidding process. Although the following two examples include the type of language that a government seeking cleaner diesel fuel and technology use might include in an Environmental Impact Statement's EPC section, Environmental Defense also recommends that:

- Emissions-reductions steps such as the use of ULSD or best available reductions technologies (BART) should be extended to onroad trucks servicing the construction site and all stationary diesel generators used in connection with construction.
- Emissions standards should cover non-road vehicles of 50 HP and greater.
- Anti-idling measures include a powerful enforcement plan and mechanism.
- Regular emissions testing be conducted at construction sites, and that the results of these tests be made publicly available, to ensure compliance and accountability.
- Trucks and construction equipment be marked with a label or sticker that

certifies that they are using ULSD fuel as well as retrofit technology.

- Truck staging zones should be established for diesel-powered vehicles waiting to load or unload materials. The zones should be located where diesel emissions will have the least impact on abutters and the general public.
- Idling should be limited to three minutes for delivery and dump trucks and other diesel-powered equipment (with some exceptions).
- All work should be conducted to ensure that no harmful effects are caused to adjacent sensitive receptors, such as schools, hospitals, and elderly housing.
- Diesel-powered engines should be located away from fresh air intakes, air conditioners, and windows.

New York's Route 9A Draft Supplemental Environmental Impact Statement²⁶³ can serve as a sample for how diesel emissions impacts can be mitigated and addressed in an EIS.

Excerpt from New York's Route 9A Draft Supplemental EIS, page 10:

All diesel construction engines—excluding trucks—would use ultra low-sulfur diesel (ULSD) fuel; where practicable, engines larger than 60 horsepower (HP) would include emissions reduction measures to reduce emissions of PM and volatile organic compounds (VOCs). For the purpose of this study, it was assumed that PM emissions from all such engines would be reduced by 40 percent—the average reduction achieved by using diesel oxidation catalysts (DOC). PM emissions may be further reduced in cases where diesel particle filters (DPF) would be used—85 percent reductions or higher can be achieved with this technology. Since it is uncertain at this time what emission reduction technologies would be most efficient with each equipment type,

and since DOCs reduce more VOCs, which are ozone precursors and are of regional concern, the environmental performance commitments (EPCs) provide the flexibility to utilize either DOC or DPF control technologies. Therefore, the minimum PM emissions reduction of DOCs was assumed for the local impact analyses.²⁶⁴

Similarly, the Fulton Street Transit Center Draft EIS²⁶⁵ also contains language suggesting the use of ULSD fuel and retrofit technology to mitigate the impact of unhealthy diesel emissions.

Excerpts from the Fulton Street Transit Center Draft EIS, page 2:

The Build Alternatives would be implemented with incorporation of Environmental Performance Commitments (EPCs). The EPCs consist of onsite measures that would include the use of ultra-low sulfur diesel (ULSD), with sulfur content less than 15–30 parts per million (ppm) fuel and retrofit technology in heavy-duty engines and off-road construction vehicles operating during the construction of the FSTC, including during year 2005/2006, the peak period of construction. Other EPCs include a dust control plan for the construction site including a soil erosion sediment control plan which would be part of the Construction Environmental Protection Program (CEPP). The dust control plan could include: spraying of a (non-hazardous, biodegradable) suppressing agent on disturbed soil and other surfaces; containment of fugitive dust; and adjustment of work practices to reflect meteorological conditions as appropriate.²⁶⁶

Community Benefit Agreements

Community Benefit Agreements (CBAs) can also serve as a tool to improve air quality. CBAs are project-

specific contracts between developers of a major project and community organizations. CBAs are safeguards to ensure that local community residents share in the benefits of major developments. They allow community groups to have a voice in shaping a project, press for community benefits that are tailored to their particular needs, and enforce developer's promises.

The CBA process begins with interested members of the community, who identify how a proposed development project can benefit residents and workers. Once a list of potential benefits is determined, community members meet with the developer and/or representatives of the city to negotiate a CBA. Each CBA is unique, reflecting the needs of a particular community.

The first full-fledged CBA came in 2001, when a large coalition of community groups negotiated a far-reaching agreement with the developer of the Staples Center for the Los Angeles Sports and Entertainment District. This was followed by four more CBAs on projects across Los Angeles. A dozen additional projects in Los Angeles have community benefits provisions incorporated into their respective development agreements.

Many communities across the country are now using the community benefits model. In San Jose, two projects have incorporated community benefits provisions into the development agreements, while groups in at least six cities—Denver, Seattle, Milwaukee, Miami, New York and New Haven—are actively pursuing community benefits.²⁶⁷

In 2004, community groups, environmental organizations, and labor unions joined together and reached a CBA with Los Angeles World Airports (LAWA), the government entity that operates LAX.

Excerpts from the LAX CBA regarding reducing harmful diesel emissions via cleaner fuels and retrofits:

F. Construction Equipment.

1. Best Available Emissions Control Devices Required. LAWA shall require that all diesel equipment used for construction related to the LAX Master Plan Program be outfitted with the *best available emission control devices primarily to reduce diesel emissions of PM, including fine PM, and secondarily, to reduce emissions of NO_x*. This requirement shall apply to diesel-powered off-road equipment (such as construction machinery), on-road equipment (such as trucks) and stationary diesel engines (such as generators). The emission control devices utilized for the equipment at the LAX Master Plan Program construction shall be: (i) verified or certified for use by CARB for on-road or off-road vehicles or engines; or (ii) verified for use by EPA for on-road or off-road vehicles or engines. Devices certified or verified for mobile engines may be effective for stationary engines and that technology from EPA/CARB on-road verification lists

may be used in the off-road context. (emphasis added)

5. ULSD and Other Fuels.

a. ULSD and Other Fuel Requirements.

All construction equipment used for construction related to the LAX Master Plan Program *shall use only Ultra-Low Sulfur Diesel fuel (15 ppm or lower), so long as there are adequate supplies of ULSD in the Southern California area*. If adequate supplies of ULSD are not available in the Southern California area, then other fuels may be used, provided that the other fuels do not result in an greater emissions of fine PM or nitrogen oxides than that which would be produced by use of ULSD at 15 ppm or lower. Cost of ULSD shall not be a consideration in determining “adequate supplies.” (emphasis added)

For more information on the LAX CBA go to: http://www.environmentaldefense.org/documents/4174_LAX_CBA_Summary.pdf. For the exact language of the LAX CBA go to: http://www.environmentaldefense.org/documents/4201_LAX_CBA_full.pdf.

APPENDIX A

Acronyms

BART Best Available Retrofit Technology	MECA Manufacturers of Emissions Control Association
CARB California Air Resources Board	MOA Memorandum of Agreement
CA/T Project Central Artery Tunnel Project (Big Dig, Boston)	MTA Massachusetts Turnpike Authority
CCIA Connecticut Construction Industries Association	NAAQS National Ambient Air Quality Standards
CNG Compressed Natural Gas	NESCAUM Northeast States for Coordinated Air Use Management
CO Carbon monoxide	NO_x Nitrogen oxides
CIAQC Construction Industry Air Quality Coalition	OEM Original Equipment Manufacturer
CPO Catalytic Particulate Oxidizer	OTAQ Office of Transportation and Air Quality
CCRT Catalyzed Continuous Regenerating Technology	PHA Port of Houston Authority
CRT Continuous Regenerating Technology	PM Particulate matter
CWMF Catalyzed Wire Mesh Filter	PM_{2.5} Particulate matter smaller than 2.5 microns
DMV Department of Motor Vehicles	PM₁₀ Particulate matter smaller than 10 microns
DOC Diesel Oxidation Catalyst	SCAQMD South Coast Air Quality Management District
DOT Department of Transportation	SCR Selective Catalytic Reduction
DPF Diesel Particulate Filter	SIP State Implementation Plan
DTF Diesel Technology Forum	SOF Soluble Organic Fraction
EGR Exhaust Gas Recirculation	TCEQ Texas Commission on Environmental Quality
EIS Environmental Impact Statement	TERP Texas Emission Reduction Program
EPA United States Environmental Protection Agency	TNRCC Texas Natural Resource Conservation Commission
EPC Environmental Performance Commitments	ULSD Ultra low sulfur diesel fuel (15 ppm)
FBC Fuel Borne Catalyst	VOC Volatile organic compound
HC Hydrocarbon	
LNG Liquefied Natural Gas	
LSD Low sulfur diesel fuel (500 ppm)	

APPENDIX B

Retrofit manufacturers contact information

Manufacturer	PM, HC, CO control	NO _x control	Contact information
Argillon LLC http://www.argillon.com	SCR	SCR	Mr. Gary D. Keefe Argillon 5895 Shiloh Rd. Suite 101 Alpharetta, GA 30005 678.341.7532 404.409.3492 (Mobile) 678.341.7509 (Fax) gary.keefe@argillon.com
Caterpillar, Inc. http://www.caterpillar.com	DOC (CCM: Catalyzed Converter Muffler)	SCR	Mr. Steve Hurd Mos 10 PO Box 610 Mossville, IL 61552-0610 309.578.6088 309.578.7152 (Fax) hurd_stephen_s@cat.com
EPA Verified Technology for Heavy Duty Highway Use http://www.epa.gov/otaq/retrofit/retroverifiedlist.htm	DPF		
Cleaire Advanced Emission Controls, LLC http://www.cleaire.com	Longview® Lonestar™	Longview® Lonestar™	John Egan 14775 Wicks Blvd. San Leandro, CA 94577 510.347.6163 800.308.2111 510.347.6181 (Fax) john.egan@cleaire.com
Longview® CARB and EPA Verified Technology for Heavy Duty Highway Use			Tim Taylor Director of Strategic Market Development 916.296.7049 707.220.7260 (Fax) tim.taylor@cleaire.com
Clean Air Power, Inc. www.cleanairpower.com	Catalytic Particulate Oxidizer (CPO)	Mobile SCR DOX SCAT (reduces NO-)	Frits Tan 9837 Whithorn Drive Houston, TX 77095 832-731-7372 (mobile) 281-463-8883 281-463-8951 fax ftan@cleanairpower.com
Clean Diesel Technologies Inc. http://www.cdti.com	SCR FBC Platinum Plus® Purifier System (fuel borne catalyst plus DOC)	SCR	Mr. Glen Reid 300 Atlantic Street, Ste 702 Stamford, CT 06901 203.327.7050 203.323.0461 greid@cdti.com
EPA Verified Technology for Heavy Duty Highway Use ^a	FBC Platinum Plus® Purifier System and Catalyzed Wire Mesh Filter (FBC/CWMF) System		

DISCLAIMER: Environmental Defense does not endorse any particular retrofit technology, retrofit technology manufacturer, or any of the companies listed here. This is not a comprehensive list of retrofit manufacturers and is intended to serve only to illustrate that there is a wide variety of choices available. This list was last updated in April 2005.

Manufacturer	PM, HC, CO control	NO_x control	Contact information
Combustion Components Associates Inc. http://www.combustioncomponents.com	Mobile SCR		Mr. T.J. Tarabulski 884 Main Street Monroe, CT 06468 203.268.3139 203.223.8246 (Mobile) 203.261.7697 (Fax) tarabulski@cca-inc.net
DCL International Inc. http://www.dcl-inc.com	DOC, DPF (active and passive)		Gerry Wilson P.O. Box 90 Concord Ontario, Canada L4K1B2 905.660.6450, ext. 292 gwilson@dcl-inc.com
Donaldson Company, Inc. http://www.donaldson.com	DOC, DPF		Mr. Fred Schmidt 1400 West 94th Street Minneapolis, MN 55440 952.887.3835 952.887.3008 (Fax) fschmidt@mail.donaldson.com
EPA Verified Technology for Heavy Duty Highway Use ^b	(also offers crankcase emissions filtration system)		
Engelhard Corporation http://www.engelhard.com	DOC, DPF		Mr. Barry Bambo 101 Wood Avenue Iselin, NJ 08830 732.205.7277 732.205.5687 (Fax) Barry.Bambo@engelhard.com
EPA Verified Technology for Heavy Duty Highway Use ^c			
Engine Control Systems, a Division of Lubrizol http://www.lubrizol.com/enginecontrol	DOC AZ Purimuffler™, DPF Purifilter™		Ms. Michelle Bellamy 165 Pony Drive Newmarket, Ontario L3Y 7V1 800-661-9963 or 905-853-5800 (customer service) 905-853-5801 (Fax) ecs@lubrizol.com
EPA Verified Technology for Heavy Duty Highway Use ^d			
Environmental Solutions Worldwide, Inc. Catalyst Division http://www.cleanerfuture.com/products/	Metallic (high performance—50% plus PM reduction) DOC ^e		Mr. Frank Haas 571 Chrislea Rd. #5 Woodbridge, Ontario, Canada L4L8A2 905.850.9970 905.850.9925 Fax fhaas@cleanerfuture.com
EPA and CARB verification pending			

DISCLAIMER: Environmental Defense does not endorse any particular retrofit technology, retrofit technology manufacturer, or any of the companies listed here. This is not a comprehensive list of retrofit manufacturers and is intended to serve only to illustrate that there is a wide variety of choices available. This list was last updated in April 2005.

Manufacturer	PM, HC, CO control	NO_x control	Contact information
Extengine Transport Systems, LLC http://www.extengine.com/index.html	Mobile and Stationary SCR (ADEC System) DOC Hybrid DPF-C (Diesel Particulate Filter and Catalyst) DPF (passive and active)	Mobile and Stationary SCR (ADEC System)	Mr. Phillip Roberts 1370 S. Acacia Ave Fullerton, CA 92831 714.774.3569 714.774.4036 (Fax) roberts@extengine.com
Fleetguard Emission Solutions	DOC (50% pm reduction), DPF		Western U.S.: Rob Ferguson 2931 Elm Hill Pike Nashville, TN 37214 615.366.9855 812.377.7137 (Fax) rob.r.ferguson@fleetguard.com Eastern U.S.: Jennifer Kain 2931 Elm Hill Pike Nashville, TN 37214 812-377-3132 812-377-7137 (Fax) jennifer.kain@fleetguard.com
International Truck and Engine Corporation http://www.greendieseltechnology.com	DOC, DPX	Green Diesel Technology	Mr. Peter Reba International Truck and Engine Corporation 4201 Winfield Road Warrenville, IL 60555 630-753-6537 (Office) 630-753-6537 (FAX) peter.reba@nav-international.com

DISCLAIMER: Environmental Defense does not endorse any particular retrofit technology, retrofit technology manufacturer, or any of the companies listed here. This is not a comprehensive list of retrofit manufacturers and is intended to serve only to illustrate that there is a wide variety of choices available. This list was last updated in April 2005.

Manufacturer	PM, HC, CO control	NO_x control	Contact information
Johnson Matthey – Environmental Catalysts and Technologies http://www.jmcsd.com/html/crt.html http://www.matthey.com/divisions/catalytic.html EPA Verified Technology for Heavy Duty Highway Use ^f	DOC, DPF (CRT or CCRT) SCRT(tm) systems (SCR+DPF) EGRT(tm) systems (EGR+DPF).	SCR SCRT(tm) systems (SC R+DPF) EGRT(tm) systems (EGR+DPF).	Mr. Brett Alkins 380 Lapp Road Malvern, PA 19355 610.341.8356 484.354.8159 (Mobile) 610.971.3116 (Fax) alkinbd@jmus.com or Mr. Jim Hale 380 Lapp Road Malvern, PA 19355 610.476.0161 (Mobile) 717.246.6049 (Home Office) 610.971.3116 (Fax) halejr@jmus.com or Marty Lassen 434 Devon Park Drive Wayne, PA 19087 610.341.3404 610.971.3116 (F) 610.476.0131 (M) lassen@jmus.com
Nett Technologies, Inc. http://www.nett.ca	DOC: D-Series (low temperature DOC) M-Series (high performance, very low back pressure) NETT Series (standard DOC) DPF: SF Catalyzed SK Catalyzed (lower temperatures) SE Catalyzed (sulfur tolerant) SJ Catalyzed (lower temperature, sulfur tolerant)		For technical information: Mr. Wayne Borean 6707 Goreway Drive Mississauga, Ontario 800.361.6388 905.672.5949 (Fax) sales@nett.ca or Ms. Laura McBurney or Mr. Jorge Santos 800.631.6388
PuriNOx	PuriNOx	PuriNOx	Ron O. Dunfee 29400 Lakeland Blvd. Wickliffe, Ohio 44092 Office: (440) 347-6116 Fax: (440) 347-6978 Cell: (440) 463-2038 Email: rod@lubrizol.com

DISCLAIMER: Environmental Defense does not endorse any particular retrofit technology, retrofit technology manufacturer, or any of the companies listed here. This is not a comprehensive list of retrofit manufacturers and is intended to serve only to illustrate that there is a wide variety of choices available. This list was last updated in April 2005.

Manufacturer	PM, HC, CO control	NO _x control	Contact information
RYPOS Inc. http://www.rypos.com/html/index.html	Regular or catalyzed DPF Active DPF (Rypos Trap™)		Mr. Frank DePetrillo 3 Industrial Park Road Medway, MA 02053 Phone: 508.533-9655 Fax: 508.533-9656 Sales: fd@rypos.com

Engine Manufacturer Contacts
http://www.epa.gov/otaq/retrofit/cont_engmfrs.htm

EPA Verified Retrofit Technologies
<http://www.epa.gov/otaq/retrofit/retroverifiedlist.htm>

CARB Verified Retrofit Technologies
<http://www.arb.ca.gov/diesel/verdev/verdev.htm>

^a EPA, "Verified Products." August 11, 2004. Online resource, available at: <http://www.epa.gov/otaq/retrofit/retroverifiedlist.htm> Last accessed 03/01/05.

^b Ibid.

^c Ibid.

^d Ibid.

^e DOC specifically designed for use on small compression ignition engines. Examples of these are small generators and construction equipment such as mixers and concrete floats. Environmental Technology Verification (ETV) Canada Inc. "Current Program Graduates and Licenses." Online resource, available at: http://www.etvcanada.com/English/e_progGrad.htm Last accessed 03/01/05.

^f EPA, "Verified Products." August 11, 2004. Online resource, available at: <http://www.epa.gov/otaq/retrofit/retroverifiedlist.htm> Last accessed 03/01/05.

APPENDIX C

Distributors of ultra low sulfur diesel fuel, emulsified fuels, fuel additives, and synthetic engine oil

Please check with your local Ultra Low Sulfur Diesel (ULSD) fuel distributor whether your fleet needs ULSD fuel No. 1 or No. 2. For example, if a fleet has been using Low Sulfur Diesel (500 ppm) No. 1 then ULSD No. 1 is needed. If only ULSD No. 2 is available and Low Sulfur Diesel No. 1 has been previously used, the engine needs to be tuned accordingly.

1. ULSD Fuel Brokerage

Ultra Low Sulfur Diesel Fuel Brokerage
Ultraco LLC
Mr. Timothy J. Niles
101 Farren Ct, Suite 100
Cary, NC 27511-4559
866.857.3487 or 919.380.0778
<http://ultraco.us>

2. ULSD Distributors

Northeast

Connecticut, Delaware, Maine,
Maryland, Massachusetts, New
Hampshire, New Jersey, New York,
Pennsylvania, Rhode Island, Vermont,
Washington, D.C.

Mr. David Wright, ConocoPhillips
600 North Dairy Ashford (77079-1175)
P.O. Box 2197
Houston, TX 77252-2197
Phone 281.293.1544
Fax 281.293.6113
David.W.Wright@conocophillips.com
[http://www.conocophillips.com/
products/ultralowsulfur/index.htm](http://www.conocophillips.com/products/ultralowsulfur/index.htm)

or

Mr. Steven J. Levy, Sprague
4 New King Street
White Plains, NY 10604
Phone 914.328.6770 Fax
914.701.2819
914.284.2188 (Pager)
slevy@radenergy.com
www.spragueenergy.com

or

Ms. Debbie McNeal, Sunoco
Ten Penn Center
1801 Market Street
Philadelphia, PA 19103
800.842.0339 Ext. 1
Phone 215.977.3000
Fax 215.246.8119
DLMCNEAL@sunocoinc.com
<http://www.sunocoinc.com/>

Midwest, West Coast

Oregon, Washington, California, Arizona
(Phoenix area), all Midwest States,
Chicago area, Detroit area, Toledo area,
Cleveland and Columbus area.

Ms. Renee Marchese, BP America Inc.a
28100 Torch Parkway 4th Fl.
Warrenville, IL 60555
Phone: 630.836.5504
Fax 630.836.5500
marcher2@bp.com

Pacific Northwest

Washington State, California.
Mr. David Wright, ConocoPhillips
600 North Dairy Ashford (77079-1175)
P.O. Box 2197
Houston, TX 77252-2197
Phone 281.293.1544
Fax 281.293.6113
David.W.Wright@conocophillips.com
[http://www.conocophillips.com/
products/ultralowsulfur/index.htm](http://www.conocophillips.com/products/ultralowsulfur/index.htm)

South and Southwest

Texas, Colorado, Oklahoma, (southern)
California, New Mexico, Kansas,
Louisiana, Georgia, and Florida.

Mr. Ray Hernandez
Valero Energy Corporation
One Valero Place
San Antonio, TX 78212
Phone 210.345.2757
Fax 210.345.5930
Raymond.Hernandez@valero.com
<http://www.valero.com/About+Valero/>

3. Distributors of emulsified fuel

For further information or to purchase emulsified fuel, contact your local fuel distributor.

Mr. Thomas M. Sopko
The Lubrizol Corporation
29400 Lakeland Boulevard
Wickliffe, OH 44092-2298
Phone 440.943.4200
Fax 440.943.5337
tms@lubrizol.com

To purchase PuriNOx™ in the California and Texas area you may also contact:

Mr. Bill Alford
J.A.M. Distributing
711 W.Bay Area Blvd Suite 310
Webster, Texas 77598
800.228.3848
Phone 713.844.7788
Fax 713.844.7789
jam@jamdistributing.com

or

Ms. Debbie McNeal
Sunococ
800.842.0339 Ext. 1
Phone 215.977.3000
Fax 215.246.8119

4. Fuel additives

Mr. Glen Reid
Clean Diesel Technologies, Inc.^d
300 Atlantic Street, Ste 702
Stamford, CT 06901
Phone 203.327.7050
Fax 203.323.0461
greid@cdti.com

or

Mr. Jim Baumert
AMSOIL Inc.^e
AMSOIL Building
Superior, WI 54880-1527
Phone 631.587.5896 Fax
715.392.5225
<http://www.lubedealer.com/baumert>

or

The Stricklin Companies^f
1415 Stratford Crt.
Del Mar, CA 92014
Phone 858-794-5700 Fax 848-794-2666
stricklin@worldnet.att.net

^a BP America Inc. offers the users of BP's ULSD fuel (ECD®) risk management solutions enabling construction companies to manage their annual budget while reducing emissions at the same time. Construction companies can set a fixed fuel price over a set time period avoiding the risk of increasing fuel prices. For more information go to: <http://www.ecdiesel.com/business/contruction.asp> and <http://www.bpdirect.com/products/risk.html>

^b J.A.M. Distributing also provides assistance with the installation of filters (EMISSION CONTROL TECHNOLOGY) to help further reduce emissions.

^c AquaMix(tm) is Sunoco's emulsified fuel which has been verified by the EPA as an emission reduction diesel fuel. AquaMix™ emulsified diesel fuel is blended with Lubrizol's PuriNOx™ additive technology. AquaMix™ has been verified to reduce diesel particulate matter typically by 50% and NO_x emissions by 20%.

^d Clean Diesel Technologies, Inc. sells a fuel borne catalyst called Platinum Plus.

^e Amsoil Diesel Fuel Additive. AMSOIL also sells synthetic motor oil for heavy duty diesel engines (SAE 15W-40 or SAE 5W-30). Please contact Mr. Baumert for more information.

^f Stricklin sells fuel additive called Blue Marble™. Please contact Stricklin for more information.

APPENDIX D

Summary of retrofit technology status

Status	CARB or EPA verified for onroad use	CARB or EPA verified for nonroad use	In use in nonroad engines*	Known to be pursuing onroad verification	Known to be pursuing nonroad verification	In development
Retrofit technologies						
PM control						
Diesel Particulate Filter (DPF)				Verified		
Active DPF					Verified	
Flow-through filters (including CWMF)				Verified		
Diesel Oxidation Catalyst (DOC)				Verified	Verified	
Closed Crankcase Filter System with DOC—Donaldson Spiracle with DOC Muffler				Verified	Verified	
NO _x control						
Selective Catalytic Reduction (SCR)						
NO _x Adsorbers						
Lean NO _x Catalysts (w/ DPF)				Verified		
PM and NO _x control						
Low Pressure Exhaust Gas Recirculation (EGR)						
SCR System with PM Emission Control					Verified	
Lean NO _x Catalyst with DPF—Cleaire Longview				Verified		
Lean NO _x Catalyst with DOC—Cleaire Lonestar						
Retrofit technologies and cleaner fuels						
Fuel Borne Catalyst (FBC) with DOC—Platinum Plus				Verified		
FBC with Catalyzed Wire Mesh Filter (CWMF)—Platinum Plus				Verified		
Emulsified Diesel Fuel with DOC					Verified	
Cleaner fuels and additives						
Emulsified Diesel Fuel—PuriNO _x				Verified	Verified	
Biodiesel				Verified		

*In order for a technology to be considered “in use,” it must: 1) be commercially available, and 2) have been used in at least 2 projects with varying locations.

APPENDIX E

Retrofit technology cost and emissions reductions summary

	Cost (excluding installation)	NO _x	PM	HC	CO
Retrofit technologies and emissions reductions					
<i>PM control</i>					
Diesel Particulate Filter (DPF)	\$7,000–\$12,000	0%	Up to 90%	Up to 90%	Up to 90%
Active DPF	\$10,000–\$30,000	0%	85%	0%	0%
Flow-through Filters (including CWMF)	\$5,000–\$7,000	0–9%	55–76%	75–89%	50–66%
Diesel Oxidation Catalyst (DOC)	\$1,200–\$2,500	0%	20–30%	50–90%	70–90%
Closed Crankcase Filter System with DOC—Donaldson Spiracle with DOC Muffler	\$1,900	0%	25–33%	12–34%	42–52%
<i>NO_x control</i>					
Selective Catalytic Reduction (SCR)	Mobile: \$12,500–\$15,000 Stationary: up to \$80,000	60–80%	25%	50–90%	70–90%
NO _x adsorbers	In development	90% or more	10–30%	90%	90%
Lean NO _x Catalysts	\$6,500–\$15,000+	10–40%	Up to 80%	0%	0%
<i>PM and NO_x control</i>					
Low Pressure Exhaust Gas Recirculation (EGR)	\$13,000–\$15,000	40% or more	90% or more	90% or more	90% or more
SCR System with PM Emission Control	\$14,500	80%	25%	50–90%	50–90%
Lean NO _x Catalyst with DPF - Cleaire Longview 90%		\$18,500–\$21,000	25%	85%	90%
Lean NO _x Catalyst with DOC—Cleaire Lonestar	\$12,500	25–30%	50–70%	40–60%	40–60%
Retrofit technologies and cleaner fuels					
Fuel Borne Catalyst (FBC) with DOC—Platinum Plus	Cost of DOC. Fuel economy gains from use of Platinum Plus are expected to outweigh its incremental cost.	0–5%	25–50%	16–50%	25–50%
FBC with Catalyzed Wire Mesh Filter (CWMF)—Platinum Plus	Cost of CWMF. Fuel economy gains from use of Platinum Plus are expected to outweigh its incremental cost.	0–9%	55–76%	75–89%	50–66%
Emulsified Diesel Fuel with DOC	\$0.25 per gallon + \$1,500–\$2,500	25%	95%	85%	75%
Cleaner fuels and additives					
Emulsified Diesel Fuel—PuriNO _x	\$0.25 per gallon	9–20%	16.8–58%	(35%)–33%	(20–120%)
Biodiesel (20)	\$0.15 per gallon	(2%)	10%	21%	11%
Biodiesel (100)	\$0.50 per gallon	(10%)	47%	67%	48%

Emissions reductions data derived from CARB or EPA verified reduction levels where possible.
(Parenthesis denote increase)

APPENDIX F

Examples of nonroad retrofit technology use

Status	In use in nonroad engines*	Two projects/sites in which the technology/fuel has been used
Retrofit technologies		
<i>PM control</i>		
Diesel Particulate Filter (DPF)		1. World Trade Center, NYC, NY—Caterpillar 966 Wheel loaders 2. American Asphalt, CA—Caterpillar 966GII Wheel loader
Active DPF		1. World Trade Center, NYC, NY—Rypos trap installed on a diesel 600 kW electrical generator 2. Riverside, CA—three Caterpillar backup generators (100, 225, and 350 kw) retrofit with Rypos trap
Flow-through Filters (including CWMF)		1. Nationwide . many non-metal mining applications on Deutz and Caterpillar engines, 100-275 hp 2. World Trade Center Site, NYC, NY—Two cranes retrofit with an ESW particulate reactor
Diesel Oxidation Catalyst (DOC)		1. World Trade Center, NYC, NY—Komatsu PC200 5.9 liter engine Excavator 2. Big Dig, Boston, MA—more than 200 pieces of equipment successfully retrofit
Closed Crankcase Filter System with DOC—Donaldson Spiracle with DOC Muffler		Between the Port of Los Angeles and the Port of Long Beach in CA, this system has been successfully installed on approximately 400 yard hustlers, top picks/side picks, and rubber tired gantry-cranes.
<i>NO_x control</i>		
Selective Catalytic Reduction (SCR)		1. Richmond, CA—Caterpillar modular SCR installed on a gas power module, model G3516B LE 2. Palm Desert, CA—Mobile SCRs installed on seven construction vehicles
NO _x Adsorbers		Not in commercial use for non-road engines
Lean NO _x Catalysts		See Lean NO _x Catalyst with DOC, below.
<i>PM and NO_x control</i>		
Low Pressure Exhaust Gas Recirculation (EGR)		Not in commercial use for non-road engines
SCR System with PM Emission Control		1. Houston, TX—Houston City has retrofit Cummins 6BTA 5.9L engines on 6 Gradall excavators 2. Port of Houston, TX—GR Birdwell has retrofit several pieces of construction equipment
Lean NO _x Catalyst with DPF—Cleaire Longview		1. Fresno, CA—Case IH STX 375 wheel lower and a Komatsu WA450 wheel loader 2. CADOT, California - John Deere 672 CH motor grader
Lean NO _x Catalyst with DOC—Cleaire Lonestar		1. Concord, CA—Onan stationary 300 DGFC generator 2. Sacramento, CA—Caterpillar 8W2517 (16G) motor grader
Retrofit technologies and cleaner fuels		
Fuel Borne Catalyst (FBC) with DOC—Platinum Plus		1. Q-Bridge Project, CT—Starr construction excavator, Samsung 280LC 2. New York City, NY—Vergona crane, unknown model
FBC with Catalyzed Wire Mesh Filter (CWMF)—Platinum Plus		Not in commercial use for non-road engines

Status	In use in nonroad engines ^a	Two projects/sites in which the technology/fuel has been used
Emulsified Diesel Fuel with DOC		Between the Port of Los Angeles and the Port of Long Beach in CA, approximately 250 yard hustlers, top picks/side picks, and rubber tired gantry-cranes, etc have DOCs and use PuriNOx.
Cleaner fuels and additives		
Emulsified Diesel Fuel— PuriNOx		1. Port of Houston, TX—approximately 50+ pieces of cargo-handling equipment use PuriNOx 2. Extensive, multi-engine/model testing conducted by USEPA and by Air Improvement Resources
Biodiesel		1. Hutchinson Salt Co, KA—uses B100 in all underground diesel machinery, 32,000 gallons/year 2. Pioneer Hi-Bred Intl., Charlotte, NC—uses biodiesel on all farm and tractor equipment

*In order for a technology to be considered “in use,” it must: 1) be commercially available, and 2) have been used in at least 2 projects with varying locations.

Sample action letter

Dear [Decision Maker].

I write to direct your attention to the growing health and environmental impacts associated with diesel engines, and to encourage you to address this problem. Diesel engines, the workhorses of America's economy, are a significant source of air pollution in many communities across the country. Fortunately, cost-effective technology exists to reduce harmful diesel emissions by as much as 90%. Your help is needed to ensure that this technology is taken advantage of.

Emissions from diesel engines contain almost 40 toxic substances and contribute to a laundry list of adverse health effects including: asthma, cardiovascular and respiratory problems, strokes, heart attacks, lung cancer and premature death. Of special concern are two main pollutants: fine particulate matter, which lodges deep in the lung, and oxides of nitrogen (NO_x), which are precursors to smog. Diesel engines are a significant source of fine particulates and NO_x, and recent EPA data shows that about half of all Americans live in places that fail to meet basic health standards for one or both of these pollutants.

Nonroad diesel engines are, quite literally, engines that power vehicles that do not normally operate on roads. They include, for example, locomotives, agricultural equipment (i.e., tractors), construction and mining equipment (i.e., graders and back hoes), and ships. Collectively, nonroad engines discharge more dangerous fine sooty particles than any other source in the transportation sector.

The EPA recently established rigorous emissions standards for new nonroad diesel engines. Unfortunately, the full pollution reduction and public health benefits of the non-road rule will not be realized for decades because they only apply to new non-road diesel engines and not to older, dirtier diesel engines, which have a long life span. A child born today may still be breathing soot from a backhoe in her neighborhood when she graduates from college—unless that backhoe is replaced with a newer, cleaner one, or is retrofit with emissions controls.

Public and private leadership is needed to ensure that dirty diesel engines in our community are replaced or retrofit to reduce their polluting potential. As a community leader, I am asking you to implement programs to reduce pollution from dangerous diesel engine exhaust from vehicles in use in our community. Environmental Defense's Cleaner Diesel Handbook, available at: www.environmentaldefense.org/go/dieselhandbook, is a good starting point. The handbook shows that there is a cost-effective way to reduce the adverse health effects of diesel pollution.

The Cleaner Diesel Handbook outlines some simple ways to reduce diesel pollution, like enforcing idling laws, using clean fuels (like ultra-low sulfur diesel), and best available retrofit technologies that can reduce diesel emissions by up to 90%. It also offers a variety of methods for implementing successful diesel retrofit programs. With your leadership, these tools can reduce air pollution from diesel engines and protect public health in our community. Thank you.

Sincerely,
[Your name]
[Your address]

Notes

- ¹ Environmental Defense is a national non-profit environmental organization, headquartered in New York City, with 400,000 members around the country and over 50,000 members and activists in New York. The Living Cities program at Environmental Defense is focused specifically on actions that will help to improve water and air quality, clean up contaminated lands, support sound transportation investments and will reduce greenhouse gases (GHGs). Environmental Defense is not affiliated with any manufacturer or supplier identified in this handbook, and Environmental Defense does not endorse any particular supplier, retrofit or fuel technology manufacturer. This handbook provides only a general overview of commercialized nonroad retrofit technology and cleaner fuel technology options. We provide information about specific companies or suppliers for informational purposes only, but inclusion in, or omission from, this handbook should not be interpreted as a judgment about a particular technology or company. Questions about specific products, applications, emerging technologies, or next steps should be taken up directly with appropriate private sector companies or consultants.
- ² EPA, "Clean Air Nonroad Diesel Rule Summary." June 8, 2004. Office of Transportation and Air Quality. Online resource, available at: <http://www.epa.gov/otaq/regs/nonroad/equip-hd/2004fr/420f04029.htm> Last accessed 03/01/05.
- ³ EPA, "Press Release: New Clean Diesel Rule Major Step in a Decade of Progress." May 11, 2004. Online resource, available at: <http://yosemite.epa.gov/opa/admpress.nsf/b1ab9f485b098972852562e7004dc686/f20d2478833ea3bd85256e91004d8f90?OpenDocument> Last accessed 03/01/05.
- ⁴ *Ibid.*
- ⁵ EPA, "8-Hour Ground-level Ozone Designations." 08/13/04. Online resource, available at: www.epa.gov/ozonededesignations Last accessed 03/01/05.
- ⁶ EPA, "Fine Particle (PM 2.5) Designations." Online resource, available at: <http://www.epa.gov/pmdesignations/regions/region2design.htm> Last accessed 03/01/05.
- ⁷ Calculated from 1999 EPA National Scale Assessment of Air Toxics data. Environmental Defense, "Scorecard, 2002." Online resource, available at: <http://www.scorecard.org/> Last accessed 03/01/05.
- ⁸ *Ibid.*
- ⁹ *Ibid.*
- ¹⁰ EPA, "National Emission Inventory (NEI): Air Pollutant Emission Trends." Online resource, available at: <http://www.epa.gov/ttn/chief/trends/index.html> Last accessed 03/01/05.
- ¹¹ California Office of Environmental Health Hazard Assessment, Air Toxicology and Epidemiology Section, "Proposed Identification of Diesel Exhaust as a Toxic Air Contaminant," *Health Risk Assessment for Diesel Exhaust* app. III, part B, as approved by the Scientific Review Panel, April 22, 1998. Online resource, available at: <ftp://ftp.arb.ca.gov/carbis/regact/diesltac/partb.pdf> Last accessed 03/01/05.
- ¹² Air Pollution and Birth Weight Among Term Infants in California, *PEDIATRICS* Vol. 115 No. 1, January 2005, pp. 121–128. Online resource, available at: http://pediatrics.aappublications.org/cgi/content/abstract/115/1/121?maxtoshow=&HITS=10&hits=10&RESULTFORMAT=&author1=Woodruff&fulltext=Birth+weight&andorexactfulltext=and&searchid=1105556093372_12826&stored_search=&FIRSTINDEX=0&sortspec=relevance&resourcetype=1&journalcode=pediatrics Last accessed 03/01/05.
- ¹³ Krewski, D., Burnett, R.R., Goldberg, M.S., Hoover, K., Siemiatycki, J., Jerrett, M., Abrahamowicz, M., White, W.H., and Others. Reanalysis of the Harvard Six Cities Study and the American Cancer Society Study of Particulate Air Pollution and Mortality. Health Effects Institute, July, 2000.
- ¹⁴ R. Wilson and J. Spengler, eds., "Particles in Our Air: Concentrations and Health Effects," (1999): 212.
- ¹⁵ U.S. Department of Health and Human Services, National Institutes of Health, National Heart, Lung and Blood Institute; Data Fact Sheet: Asthma Statistics; January 1999. See also http://www.environmentaldefense.org/documents/2655_MotorAirPollutionAsthma.pdf

- ¹⁶ NY State Department of Health and Mental Hygiene, "Asthma Facts." Second Edition, May 2003. Page 7. Online resource, available at: <http://nyc.gov/html/doh/pdf/asthma/facts.pdf> Last accessed 03/01/05.
- ¹⁷ Manufacturers of Emissions Controls Association, "Frequently Asked Questions About the Installation of Emission Controls on Existing Diesel Engines." Online resource, available at: <http://www.meca.org/jahia/engineName/filemanager/pid/224/retrofitFAQ%20%28revised%29.pdf?actionreq=actionFileDownload&fileItem=712> Last accessed 03/01/2005.
- ¹⁸ Based on email correspondence with Roger Suter of Detroit Diesel, Inc. on August 4, 2004.
- ¹⁹ EPA Tier 0 standards refer to unregulated diesel engines. Tier 1 standards refer to the nonroad diesel engine emissions control regulations adopted by EPA in 1994. The regulations came into effect for new nonroad diesel engines greater than 37 kilowatts (50 horsepower) between 1996 and 2000. Tier 2 standards refer to stricter regulations that were phased in between 1999 and 2000. Tier 3 standards applied to engines between 37 kilowatts and 560 kilowatts (50 and 750 hp), and will be phased in between 2006 and 2008. Source: EPA, "Reducing Air Pollution From Nonroad Engines." April 2003. Online resource, Last accessed 09/11/05. Available at: <http://www.epa.gov/otaq/cleaner-nonroad/f03011.pdf>
- ²⁰ (Using California's Carl Moyer Program assumptions for an unregulated engine's replacement with a Tier One engine, NO_x emissions would go from 11 grams per brake horsepower-hour (g/bph-hr) to 6.6 g/bph-hr and PM emissions would go from 0.53 g/bph-hr to 0.1 g/bph-hr. For a Tier Two replacement, NMHC + NO_x emissions would decrease to 4.2 g/bph-hr and PM would decrease to 0.1 g/bph-hr.) Based on email correspondence with Stephen Hurd of Caterpillar Inc. on August 30, 2004.
- ²¹ This definition is narrower than the one found in the EPA's "Retrofit Glossary." The EPA glossary is an online resource, available at: <http://www.epa.gov/otaq/retrofit/glossary.htm> Last accessed 03/01/2005.
- ²² EPA, "Voluntary Diesel Retrofit Program: Glossary" Office of Transportation and Air Quality. Online resource, available at <http://www.epa.gov/otaq/retrofit/glossary.htm> Last accessed 03/01/2005.
- ²³ Information provided by Alex Kasprak from the Boston Big Dig project and various retrofit manufacturers. The operator of the construction equipment to be retrofitted can typically install the replacement muffler containing the DOC.
- ²⁴ Information provided by Johnson Matthey.
- ²⁵ California Air Resource Board, *Diesel PM Control Technologies, Appendix IX*, October 2000.
- ²⁶ Reed Business Information. "Mid-Sized Loaders Pack Plenty of Power." August 24, 2004. *Construction Equipment*. Online resource, available at: <http://www.constructionequipment.com/buyingfile/ce03ga002.asp> Last accessed 03/01/2005.
- ²⁷ British Petroleum, "Low Sulphur Diesel—Frequently Asked Questions." 2003. Online resource, available at: http://www.bp.com.au/products/fuels/low_sulphur/faq.asp?menuid=ec Last accessed 03/01/2005.
- ²⁸ EPA, "Press Release: New Clean Diesel Rule Major Step in a Decade of Progress." May 11, 2004. Online resource, available at: <http://yosemite.epa.gov/opa/admpress.nsf/b1ab9f485b098972852562e7004dc686/f20d2478833ea3bd85256e91004d8f90?OpenDocument> Last accessed 03/01/2005.
- ²⁹ EPA, "Proposed Rules." *Federal Register*. Volume 68, Number 100. May 23, 2003. Online resource, available at: <http://www.epa.gov/fedrgstr/EPA-AIR/2003/May/Day-23/a9737c.pdf> Last accessed 03/01/2005.
- ³⁰ Joe Kubsch. "Retrofit Emission Control Technologies for Diesel Engine." MECA, November 4, 2003. Online resource, available at: <http://www.4cleanair.org/JoeKubsh.pdf> Last accessed 03/01/2005.
- ³¹ EPA, "Idling." July 21, 2004. Online resource, available at: <http://www.epa.gov/region1/eco/diesel/idling.html> Last accessed 03/01/2005.
- ³² *Ibid.*
- ³³ For more information on EPA regulations, please see <http://www.epa.gov/otaq/url1-fr/fr29jn04.pdf> Last accessed 03/01/2005.
- ³⁴ For more information on the WTC 7 retrofits, please contact: NESCAUM at 617.259.2000.
- ³⁵ Environmental Solutions Worldwide, Inc., "Environmental Solutions Worldwide, Inc."

- Puts Diesel Emission Controls to Work at World Trade Center Construction Site.” June 1, 2004. Online resource, available at: <http://www.cleanerfuture.com/june0104.htm> Last accessed 03/23/05.
- ³⁶ All information in this section is from a report conducted by M.J. Bradley and Associates, Inc. for the Port Authority of NY/NJ on August 9, 2004. This report is available online at: http://www.mjbradley.com/documents/PANYNJ_WTC_Final_Report-09Aug04.pdf
- ³⁷ N.Y. ALS Chapter 259, Assembly Bill 11700. 2004.
- ³⁸ New York State Governor’s Office. “Press Release: Governor Signs Bill Creating the Coordinated Construction Act for Lower Manhattan.” August 10, 2004. Online resource, available at: http://www.state.ny.us/governor/press/year04/aug10_1_04.htm Last accessed 03/02/05.
- ³⁹ N.Y. ALS Chapter 259, Assembly Bill 11700. 2004.
- ⁴⁰ Investigation of Diesel Emissions Control Technologies on Off-Road Construction Equipment at the World Trade Center and PATH Re-Development Site” Report prepared for the Port Authority of NY/NJ on August 9, 2004. Pages 39–40. This report is available online at: http://www.mjbradley.com/documents/PANYNJ_WTC_Final_Report-09Aug04.pdf.
- ⁴¹ New York City Council, “Local Laws of the City of New York for the Year 2003: No. 77. §2(d)(1).” December 22, 2003. Available online, at: http://www.nycouncil.info/pdf_files/bills/law03077.pdf Last accessed 03/02/05.
- ⁴² *Ibid.*
- ⁴³ New York City’s rules Concerning the Use of ULSD and Emissions Control Technology in Nonroad Vehicles Used in City Construction are available online at www.nyc.gov/html/dep/pdf/batrul.pdf
- ⁴⁴ Fulton Street Transit Center Draft Environmental Impact Statement, and Section 4(f) Evaluation, Chapter 12, page 31 (2004).
- ⁴⁵ For more information, please contact: Alex Kasprak via email at akasprak@bigdig.com or via phone at 617-556-2462.
- ⁴⁶ Massachusetts Turnpike Authority, “Big Dig: Project Schedule and Timeline.” Online resource, available at: <http://www.masspike.com/bigdig/updates/timeline.html> Last accessed 03/04/05.
- ⁴⁷ Such small, movable cranes that move on tracks for underground tunnel construction included “nichi lifts” and “mantis cranes.” Although stationary cranes can be retrofitted with DOCs, it was decided that those cranes not be retrofitted for the Big Dig project. At the time when the decision to retrofit construction equipment with DOCs was made, it was not clear whether a DOC might affect the stationary crane’s heavy lift. Phone conversation with Alex Kasprak, September 8, 2004.
- ⁴⁸ EPA, “The Big Dig—Program Launch.” Online resource, available at: http://www.epa.gov/otaq/retrofit/documents/bigdig_case_01.htm Last accessed 03/02/05.
- ⁴⁹ Alex Kasprak, Environmental Engineer, Massachusetts Turnpike Authority—CA/T Project.
- ⁵⁰ Massachusetts Turnpike Authority, “Big Dig: Controlling Diesel Air Pollution.” Online resource, available at: <http://www.masspike.com/bigdig/background/airpollution.html> Last accessed 03/04/05.
- ⁵¹ Alex Kasprak, Guido Schattaneck, Ping K. Wan, Emission Reduction Retrofit Program For Construction Equipment Of The Central Artery/Tunnel Project, Paper No. 206, p. 7.
- ⁵² For example, visit the EPA Region 8 web site at: http://www.epa.gov/Region2/air/8_2000.pdf and the EPA Office of Transportation and Air Quality web site at: <http://www.epa.gov/otaq/retrofit/exbigdig.htm>
- ⁵³ For more information, please contact: Donna Weaver via email at Donna.Weaver@po.state.ct.us or by phone at 860-594-2082.
- ⁵⁴ Connecticut Department of Transportation (DOT). “Connecticut Clean Air Construction Initiative.” Online resource, available at: http://www.i95newhaven.com/pooverview/enviro_init.asp For more information please go to another DOT web site at: http://www.i95newhaven.com/pooverview/awma_2002_nhhc.pdf and to the Weaver Presentation on the Clean Fleet USA program’s web site at: http://www.cleanfleetsusa.net/highlights/present/weaver_present.pdf Contact person: Donna Weaver, Connecticut Department of Transportation; Phone: 860.594.2082.
- ⁵⁵ For more information on the Port of Houston Authority’s use of cleaner diesel fuels and/or technology, please contact:

- Shari Baldridge by phone at 713-670-2428 or via email at sbaldridge@poha.com.
- ⁵⁶ EPA, "Region 6: State Designations." Online resource, available at: <http://www.epa.gov/ozonedesignations/regions/region6design.htm> Last accessed 09/11/05.
- ⁵⁷ *Ibid*, Page 20.
- ⁵⁸ *Ibid*, Page 23.
- ⁵⁹ *Ibid*, Page 24.
- ⁶⁰ *Ibid*, Page 23.
- ⁶¹ *Ibid*, Page 24.
- ⁶² *Ibid*.
- ⁶³ *Ibid*, Page 25.
- ⁶⁴ Environmental Protection Agency. "Port of Houston Pilot Retrofit Program." Online resource, available at: <http://www.epa.gov/otaq/retrofit/exporthouston.htm> Last accessed 03/02/05.
- ⁶⁵ More information on the Puget Sound Clean Air Agency, with contact information, is available at: <http://www.pscleanair.org>
- ⁶⁶ Based on a conversation with Paul Carr, of the Puget Sound Clean Air Agency on February 28, 2005.
- ⁶⁷ For a directory of TERP contact information, please visit: http://www.tnrcc.state.tx.us/oprd/sips/contact_info.html
- ⁶⁸ Texas Natural Resource Conservation Commission (TNRCC), "What is the TERP?" March 15, 2004. Online resource, available at: http://www.tnrcc.state.tx.us/oprd/sips/overview.html#what_is Last accessed 03/02/05.
- ⁶⁹ TNRCC. "Incentive Grants for Reducing Emissions." August 17, 2004. Online resource, available at: <http://www.tnrcc.state.tx.us/oprd/sips/grants.html> Last accessed 03/02/05.
- ⁷⁰ EPA, "Voluntary Diesel Retrofit Program: Implementation Progress Update." December 3, 2003. Page 6. Online resource, available at http://www.epa.gov/air/caaac/mstrs/blubaugh_1203.pdf Last accessed 03/02/05.
- ⁷¹ TCEQ. "Texas Emissions Reduction Plan, Biennial Report to the Texas Legislature." December 2004. Online resource, available at: http://www.tceq.state.tx.us/assets/public/comm_exec/pubs/sfr/079_04.pdf Last accessed 03/02/05.
- ⁷² TCEQ. "FY2004, 1st Round Approved Projects." March 22, 2004. Online resource, available at: <http://www.tnrcc.state.tx.us/oprd/sips/grants.html> Last accessed 03/02/05.
- ⁷³ TCEQ. "Texas Emissions Reduction Plan: FY2004, 2nd Round Application Period" SRP-079/02. December 2002.
- ⁷⁴ TCEQ. "FY 2002-2003 Grants Awarded." March 22, 2002.
- ⁷⁵ TCEQ. "Texas Emissions Reduction Plan, Biennial Report to the Texas Legislature." December 2004. Online resource, available at: http://www.tceq.state.tx.us/assets/public/comm_exec/pubs/sfr/079_04.pdf Last accessed 03/02/05.
- ⁷⁶ For more information about CARB, please contact: Scott Rowland, the CARB Manager of its Retrofit Assessment Section via email at srowland@arb.ca.gov or by phone at 626-575-6972.
- ⁷⁷ Based on phone correspondence with Edie Chang of the California Air Resources Board on September 3, 2004. Or CARB, "The Carl Moyer Program Annual Status Report." February 2004. Online resource, available at: http://www.arb.ca.gov/msprog/moyer/moyer_2004_report.pdf Last accessed 03/23/05.
- ⁷⁸ California Air Resources Board, "AB923—New Funding for the Expanded Carl Moyer Program." October 20, 2004. Online resource, available at: <http://www.arb.ca.gov/msprog/moyer/ab923/ab923.htm?PF=Y> Last accessed 03/02/05.
- ⁷⁹ Walsh, Michael. "Vehicle Emissions Trends and Forecasts: The Lessons of the Past 50 Years." May 2003. Blue Sky in the 21st Century Conference. Seoul, Korea. Page 10. Online resource, available at: http://www.walshcarlines.com/pdf/vehicle_trends_lesson.cf9.pdf Last accessed 03/01/05.
- ⁸⁰ Block, Michael. *Retrofit Primer—Emission Reduction Technologies and Strategies*. NESCAUM, October 2003. Page 14. Online resource, available at: <http://bronze.nescaum.org/retrofitworkshop/folder/Primer.pdf> Last accessed 03/01/05.
- ⁸¹ EPA, "Heavy Trucks, Buses, and Engines." Online resource, available at <http://www.epa.gov/otaq/hd-hwy.htm> Last accessed 03/01/05.
- ⁸² EPA, "Clean Air Nonroad Diesel—Final Rule" Online resource, available at: <http://www.epa.gov/nonroad-diesel/2004fr.htm> Last accessed 03/01/05.
- ⁸³ EPA. "Fuels Map." Online resource, available at: <http://www.epa.gov/otaq/retrofit/fuelsmap.htm> Last accessed 03/01/05.

- ⁸⁴ EPA, "Press Release: New Clean Diesel Rule Major Step in a Decade of Progress." May 11, 2004. Online resource, available at: <http://yosemite.epa.gov/opa/admpress.nsf/b1ab9f485b098972852562e7004dc686/f20d2478833ea3bd85256e91004d8f90?OpenDocument> Last accessed 03/01/05.
- ⁸⁵ STAPPA/ALAPCO (The State and Territorial Air Pollution Program Administrators and the Association of Local Air Pollution Control Officials), "The Dangers of the Dirtiest Diesels: The Health and Welfare Impacts of Nonroad Heavy-Duty Diesel Engines and Fuels," (June 2002), available on-line at: <http://www.4cleanair.org/FINALNonroadHDDReport.pdf> at 4 & 17. Last accessed 03/01/05.
- ⁸⁶ EPA Clean Diesel Program. Online resource available, at <http://www.epa.gov/diesel/> Last accessed on 3/2/05. See also <http://www.dieselforum.org/factsheet/ulsd.html>.
- ⁸⁷ EPA, "Highway Diesel Progress Report 2—Executive Summary." March 2004. EPA A420-S-04-001. Online resource, available at: <http://www.epa.gov/otaq/regs/hd2007/420s04001.htm> Last accessed 03/01/05.
- ⁸⁸ EPA, "Clean Air Nonroad Diesel Rule Summary." May 2004. EPA A420-F-04-029. Online resource, available at: <http://www.epa.gov/nonroad-diesel/2004fr/420f04029.htm> Last accessed 03/01/05.
- ⁸⁹ Lubrizol, "PuriNOx Technology: Understanding the Fuel Emulsion Process." 2004. Online resource, available at: <http://www.lubrizol.com/PuriNOx/understand.asp> Last accessed 03/01/05.
- ⁹⁰ EPA, "Retrofit Technologies from Lubrizol Corporation." August 5, 2004. Online resource, available at: <http://www.epa.gov/otaq/retrofit/techlist-lubrizol.htm> Last accessed 03/01/05.
- ⁹¹ *Ibid.*
- ⁹² CARB, "Diesel Emissions Control Strategies, Verification Level 2, Verified Technologies. February 23, 2005. Online resource, available at: <http://www.arb.ca.gov/diesel/verdev/level2/level2.htm> Last accessed 03/01/05.
- ⁹³ CARB Diesel Emission Control Strategies Verifications: Online resource, available at: <http://www.arb.ca.gov/diesel/verdev/verdev.htm> Last accessed 03/01/05. CARB has also verified PuriNOx for 1988 through 2003 model year diesel engines used in on-road applications. PuriNOx is an emulsified diesel fuel which, according to CARB verification, achieves at least 50% reduction in PM and 15% reduction of NO_x. <http://www.arb.ca.gov/diesel/verdev/level2/level2.htm> Last accessed 03/01/05.
- ⁹⁴ Information provided by Engine Control Systems (ECS). Numbers are based on the use of PuriNOx and ECS's DPF (Purifilter) and DOC (Purimuffler). EPA has verified that ECS's Purifilter reduces PM emission by 90%, HC emissions by 85% and CO emissions by 75%. EPA has verified that ECS's Purimuffler reduces PM emissions by 20%, HC emissions by 50% and CO emissions by 40%. <http://www.epa.gov/otaq/retrofit/retroverifiedlist.htm>
- ⁹⁵ For more information regarding different applications and test results of emulsified fuels please refer to reports No. 4576-1 (Emulsified Diesel Fuels: Literature Review and Consolidation of Lubrizol Recommendations), 4576-2 (Emulsified Diesel Emission Testing, Performance Evaluation, and Operational Assessment) and 4576-3 (TxDOT Emulsified Diesel Final Report) listed on the webpage of the Center For Transportation Research. http://www.utexas.edu/research/ctr/pdf_reports/index.html#4177-1
- ⁹⁶ Based on e-mail correspondence with Ron Dunfee, of Lubrizol Corporation, on August 30, 2004.
- ⁹⁷ Number provided by Lubrizol manufacturer of PuriNOx.
- ⁹⁸ Lubrizol, "PuriNOx Questions and Answers." Online resource, available at: <http://www.lubrizol.com/purinox/purinoxcd/lzquestions.htm> Last accessed 03/01/05.
- ⁹⁹ Based on e-mail correspondence with Ron Dunfee, of Lubrizol Corporation, on August 30, 2004.
- ¹⁰⁰ *Ibid.*
- ¹⁰¹ *Ibid.*
- ¹⁰² Information taken from a fact sheet about Platinum Plus DFX by Clean Diesel Technologies, Inc.
- ¹⁰³ FBC called Platinum Plus® sold by Clean Diesel Technologies, Inc. Please refer to Appendix A for contact information. EPA, "Verified Products." August 11, 2004. Online resource, available at: <http://www.epa.gov/otaq/retrofit/retroverifiedlist.htm> Last accessed 03/01/05.

- ¹⁰⁴ Based on phone conversation with Glen Reid of Clean Diesel Technologies, Inc. on July 6, 2004.
- ¹⁰⁵ World Health Organization. "Air Quality Guidelines: Chapter 6.11 Platinum." Second Edition, 2000. Online resource, available at: http://www.euro.who.int/document/aq/6_11platinum.pdf Last accessed 03/01/05.
- ¹⁰⁶ United Kingdom Department of Health. "1996 Report of the Committees on Toxicity, Mutagenicity, Carcinogenicity of Chemicals in Food, Consumer Products, and the Environment." January 29, 1998. Online resource, available at: <http://www.archive.official-documents.co.uk/document/doh/toxicity/chap-1b.htm> Last accessed 03/01/05.
- ¹⁰⁷ Stricklin Company offers a FBC called Blue Marble(tm). However, Blue Marble(tm) has not yet been EPA verified. According to the Strickling webpage, Blue Marble™ products contain Phosfamid™, an advanced metal treatment that causes metal, according to Stricklin, to become smoother, shinier and resistant to carbon buildup. Distributed by The Stricklin Companies, 1415 Stratford Crt., Del Mar, CA 92014, Ph: 858-794-5700, Fax: 848-794-2666, email: stricklin@worldnet.att.net See also: The Stricklen Companies, "Blue Marble Applications/Engine Test Results." Online resource, available at: <http://www.phosfamid.com/html/applications/index.html#HongKongPolytechnicUniversity> Last accessed 03/01/05.
- ¹⁰⁸ National Biodiesel Board. "Biodiesel 2001." 2001. Online resource, available at: <http://www.investingdd.com/pdfs/backgrounder.pdf> Last accessed 03/01/05.
- ¹⁰⁹ EPA, "Draft Technical Report: A Comprehensive Analysis of Biodiesel Impacts on Exhaust Emissions." *EPA-420-P-02-001*, October 2002.
- ¹¹⁰ In a study of the effects of Biodiesel on greenhouse gas emissions, the U.S. EPA reports: "we cannot confidently conclude the Biodiesel increases or decreases CO₂ emissions." Environmental Protection Agency. "A Comprehensive Analysis of Biodiesel Impacts on Exhaust Emissions." *EPA-420-P-02-001*, October 2002. Page 50. Online resource, available at: <http://www.epa.gov/otaq/models/analysis/biodsl/p02001.pdf> Last accessed 03/01/05.
- ¹¹¹ See also *Ibid*.
- ¹¹² EPA, "Retrofit Technologies - Biodiesel." June 10, 2004. Online resource, available at: <http://www.epa.gov/otaq/retrofit/techlist-biodiesel.htm> Last accessed 03/01/05.
- ¹¹³ *Ibid*, page 46.
- ¹¹⁴ National Biodeisel Board, "Biodeisel Emissions." Online resource, available at: http://www.biodiesel.org/pdf_files/emissions.pdf Last accessed 03/01/05.
- ¹¹⁵ *Ibid*.
- ¹¹⁶ EPA, "Clean Alternative Fuels: Compressed Natural Gas." EPA 420-F-00-033. March 2002. Online resource, available at: <http://www.epa.gov/otaq/consumer/fuels/altfuels/420f00033.pdf> Last accessed 03/01/05.
- ¹¹⁷ In fact, Waste Management Inc. operates approximately 125 CNG fueled heavy-duty trucks. U.S. Dept. of Energy, "Waste Management, Inc." August 25, 2003. Online resource, available at: http://www.eere.energy.gov/cleancities/progs/new_success_ddown.cgi?110 Last accessed 03/01/05.
- ¹¹⁸ U.S. Department of Energy: Alternative Fuel Data Center. Online resource, available at: http://www.eere.energy.gov/afdc/altfuel/natural_gas.html Last accessed 03/01/05.
- ¹¹⁹ For example, Waste Management Inc. in California is currently converting old Mack MR trucks to run on LNG and is also buying new LNG-fueled vehicles. Waste Management's fleet includes more than 235 heavy-duty trucks powered by LNG. U.S. Dept. of Energy, "Waste Management, Inc." August 25, 2003. Online resource, available at: http://www.eere.energy.gov/cleancities/progs/new_success_ddown.cgi?110 Last accessed 03/01/05.
- ¹²⁰ EPA, "Clean Alternative Fuels: Propane." March 2002. EPA 420-F-00-039. Online resource, available at: <http://www.epa.gov/otaq/consumer/fuels/altfuels/420f00039.pdf> Last accessed 03/01/05.
- ¹²¹ U.S. DOE, "Propane Vehicles." July 21, 2004. Online resource, available at: http://www.eere.energy.gov/afdc/afv/prop_vehicles.html Last accessed 03/04/05.
- ¹²² U.S. Department of Energy: Alternative Fuel Data Center. Online resource, available at: http://www.eere.energy.gov/afdc/altfuel/prop_benefits.html Last accessed 03/01/05.
- ¹²³ MECA, "MECA supports U.S. EPA Proposal to Reduce Emissions from Nonroad Diesel Engines and Equipment." April 15, 2003. Online resource, available at: <http://www.meca.org/jahia/Jahia/engineName/filemanager/pid/226/EPAonroadNPRMpr>

- 041503.pdf?actionreq=actionFileDownload&fileItem=500 Last accessed 03/03/05.
- ¹²⁴ *Ibid.*
- ¹²⁵ *Ibid.*
- ¹²⁶ Timothy V. Johnson, "Is there a simple solution for the diesel emission control challenge?" *Environmental Technologies*, January 2004. Volume 25 No. 2. Online resource, available at: http://www.corning.com/environmentaltechnologies/emissions_control_technology_magazine/article2.asp Last accessed 03/03/05.
- ¹²⁷ *Ibid.*
- ¹²⁸ EPA, "Voluntary Diesel Retrofit Program" Office of Transportation and Air Quality. Online resource, available at <http://www.epa.gov/otaq/retrofit> Last accessed 03/03/05.
- ¹²⁹ For an overview of different retrofit devices, please also refer to: Joe Kubsch. *Retrofit Emission Control Technologies for Diesel Engine*, MECA, November 4, 2003. Online resource, available at: <http://www.4cleanair.org/JoeKubsh.pdf> Last accessed 08/13/04.
- ¹³⁰ "Verified" means that either the EPA or the California ARB have verified this type of technology. However, please refer to <http://www.epa.gov/otaq/retrofit/retroverifiedlist.htm> and <http://www.arb.ca.gov/diesel/verdev/verdev.htm> for detailed information regarding the different types of verified emission control technologies and the different manufacturers whose technologies have been verified.
- ¹³¹ EPA, "Voluntary Diesel Retrofit Program: Glossary" Office of Transportation and Air Quality. Online resource, available at <http://www.epa.gov/otaq/retrofit/glossary.htm> Last accessed 03/03/05.
- ¹³² EPA, "Diesel Particulate Matter (PM) Filter Overview." Office of Transportation and Air Quality, February 13, 2004. Online resource, available at: http://www.epa.gov/otaq/retrofit/documents/bigdig_case_08.htm Last accessed 03/03/05.
- ¹³³ EPA's verified level of reduction for Johnson Matthey Continuously Regenerating Technology (CRT). EPA, "Verified Products." August 11, 2004. Online resource, available at: <http://www.epa.gov/otaq/retrofit/retroverifiedlist.htm> Last accessed 03/03/05.
- ¹³⁴ Kodjak et al., Attachment D, "The Clean Air Construction Initiative, Diesel Particulate Filters Technology Description and Overview of Operational Issues"
- ¹³⁵ Information provided by Johnson Matthey.
- ¹³⁶ Joe Kubsch. *Retrofit Emission Control Technologies for Diesel Engine*, MECA, November 4, 2003. Online resource, available at: <http://www.4cleanair.org/JoeKubsh.pdf> Last accessed 03/03/05.
- ¹³⁷ *Ibid.*
- ¹³⁸ "Verified" means that either the EPA or the California ARB have verified this type of technology. However, please refer to <http://www.epa.gov/otaq/retrofit/retroverifiedlist.htm> and <http://www.arb.ca.gov/diesel/verdev/verdev.htm> for detailed information regarding the different types of verified emission control technologies and the different manufacturers whose technologies have been verified.
- ¹³⁹ Block, Michael. *Retrofit Primer—Emission Reduction Technologies and Strategies*. NESCAUM, October 2003. Page 10. Online resource, available at: <http://bronze.nescaum.org/retrofitworkshop/folder/Primer.pdf> Last accessed 03/03/05.
- ¹⁴⁰ California Air Resource Board, "Risk Reduction Plan to Reduce Particulate Matter Emissions from Diesel-Fueled Engines and Vehicles", October 2000, p. 19.
- ¹⁴¹ Johnson Matthey's CRT and CCRT. For more information, visit the Johnson Matthey Catalyst web site at: <http://www.jmccatalysts.com> Last accessed 03/03/05.
- ¹⁴² "Verified" means that either the EPA or the California ARB have verified this type of technology. However, please refer to <http://www.epa.gov/otaq/retrofit/retroverifiedlist.htm> and <http://www.arb.ca.gov/diesel/verdev/verdev.htm> for detailed information regarding the different types of verified emission control technologies and the different manufacturers whose technologies have been verified.
- ¹⁴³ Rypos Inc., "Company Info." Online resource, available at: <http://www.rypos.com/html/companyinfo.html> Last accessed 03/03/05. For examples where Rypos' DPF (Rypos Trap) have been used, visit the Rypos web site at: <http://www.rypos.com/html/index.html>. DCL International Inc. also sells active DPFs.
- ¹⁴⁴ Rypos Inc.'s Active DPF does not require the use of ULSD. Online resource, available at: <http://www.rypos.com/html/products.html> Last accessed 03/03/05.
- ¹⁴⁵ California Air Resources Board, "Diesel Emission Control Strategies Verification:

- Level 3 Verified Technologies.” 01.25.2005. Online resource, available at: URL: <http://www.arb.ca.gov/diesel/verdev/level3.htm> Last accessed 03/03/05.
- ¹⁴⁶ “Verified” means that either the EPA or the California ARB have verified this type of technology. However, please refer to <http://www.epa.gov/otaq/retrofit/retroverifiedlist.htm> and <http://www.arb.ca.gov/diesel/verdev/verdev.htm> for detailed information regarding the different types of verified emission control technologies and the different manufacturers whose technologies have been verified.
- ¹⁴⁷ FBC called Platinum Plus(r) and CWMF both sold by Clean Diesel Technologies, Inc. Please refer to Appendix A for contact information. EPA, “Verified Products.” August 11, 2004. Online resource, available at: <http://www.epa.gov/otaq/retrofit/retroverifiedlist.htm> Last accessed 08/13/04.
- ¹⁴⁸ Based on phone conversation with Glen Reid of Clean Diesel Technologies, Inc. on July 6, 2004.
- ¹⁴⁹ EPA, “Verified Products.” June 21, 2005. Online resource, available at: <http://www.epa.gov/otaq/retrofit/retroverifiedlist.htm> Last accessed 08/03/05.
- ¹⁵⁰ Based on phone conversation with Glen Reid of Clean Diesel Technologies, Inc. on July 6, 2004.
- ¹⁵¹ Based on email correspondence with Glen Reid of Clean Diesel Technologies, Inc. on August 3, 2004.
- ¹⁵² Based on email correspondence with Glen Reid of Clean Diesel Technologies, Inc. on August 27, 2004.
- ¹⁵³ Sold in the U.S. by Clean Air Power (see Appendix A for contact information).
- ¹⁵⁴ Based on phone conversation with Clean Air Power. 08/25/04.
- ¹⁵⁵ The certification was done by AVL, an engine testing center in Sweden. The AVL web site is available at: <http://www.mtc.se/eng/content/aboutmtc.htm>
- ¹⁵⁶ The Swiss verification is referred to as “VERT” verification. For more information, please visit: http://www.umwelt-schweiz.ch/buwal/eng/fachgebiete/fg_luft/vorschriften/industrie_gewerbe/filter/index.html
- ¹⁵⁷ EPA, “Terms of Environment.” Online resource, available at: <http://www.epa.gov/OCEPaterms/oterm.html> Last accessed 03/03/05.
- ¹⁵⁸ Information provided by Clean Air Power by e-mail.
- ¹⁵⁹ “Verified” means that either the EPA or the California ARB have verified this type of technology. However, please refer to <http://www.epa.gov/otaq/retrofit/retroverifiedlist.htm> and <http://www.arb.ca.gov/diesel/verdev/verdev.htm> for detailed information regarding the different types of verified emission control technologies and the different manufacturers whose technologies have been verified.
- ¹⁶⁰ Block, Michael. *Retrofit Primer—Emission Reduction Technologies and Strategies*. NESCAUM, October 2003. Page 5. Online resource, available at: <http://bronze.nescaum.org/retrofitworkshop/folder/Primer.pdf> Last accessed 03/03/05.
- ¹⁶¹ Philadelphia Diesel Difference, Diesel Oxidation Catalyst. Online resource, available at: <http://www.cleanair.org/dieseldifference/retrofits/> Last accessed 03/03/05.
- ¹⁶² Diesel Emission Evaluation Program, DEEP. Online resource, available at: http://www.deep.org/reports/sum_gloss.pdf. Last accessed 03/03/05. Also refer to DieselNet. Online resource, available at: <http://www.dieselnets.com/gl-s.html> Last accessed 03/03/05.
- ¹⁶³ Block, Michael. *Retrofit Primer—Emission Reduction Technologies and Strategies*. NESCAUM, October 2003. Page 5. Online resource, available at: <http://bronze.nescaum.org/retrofitworkshop/folder/Primer.pdf> Last accessed 03/03/05.
- ¹⁶⁴ *Ibid.*
- ¹⁶⁵ *Ibid.*
- ¹⁶⁶ EPA’s verified level of reduction for numerous suppliers of catalyst muffler products. EPA, “Verified Products.” August 11, 2004. Online resource, available at: <http://www.epa.gov/otaq/retrofit/retroverifiedlist.htm> Last accessed 03/03/05.
- ¹⁶⁷ Joe Kubsch. *Retrofit Emission Control Technologies for Diesel Engine*, MECA, November 4, 2003. Online resource, available at: <http://www.4cleanair.org/JoeKubsh.pdf>. Last accessed 03/03/05.
- ¹⁶⁸ Information based on phone conversation with Alex Kasprak of the Big Dig Project on June 18, 2004.
- ¹⁶⁹ Information based on Donaldson letter to Environmental Defense dated March 25, 2004.

- ¹⁷⁰ Information based on e-mail correspondence with Fred Schmidt of Donaldson Company, Inc. on November 1, 2004.
- ¹⁷¹ EPA, "Verified Products." August 11, 2004. Online resource, available at: <http://www.epa.gov/otaq/retrofit/retroverifiedlist.htm> Last accessed 03/03/05.
- ¹⁷² Information provided by Donaldson Brochure for Spiracle Filtration Systems.
- ¹⁷³ Information based on e-mail correspondence with Fred Schmidt, of Donaldson Company, Inc. on October 26, 2004.
- ¹⁷⁴ California Air Resources Board. "The Carl Moyer Memorial Air Quality Standards Attainment Program Guidelines: Approved Revision 2003." September 30, 2003. Page 6. Online resource, available at: <http://www.arb.ca.gov/msprog/moyer/2003moyerguide.pdf> Last accessed 03/03/05.
- ¹⁷⁵ Texas State House of Representatives. "House Bill 1365." §8(a) Effective 06/22/03. Online resource, available at: <http://www.capitol.state.tx.us/cgi-bin/tlo/textframe.cmd?LEG=78&SESS=R&CHAMBER=H&BILLTYPE=B&BILLSUFFIX=01365&VERSION=5&TYPE=B> Last accessed 03/03/05.
- ¹⁷⁶ Except for Extengine's ADEC system (see 3.1), no mobile SCR system has been EPA or CARB verified as of February 11, 2005.
- ¹⁷⁷ A reductant is a substance that is oxidized in the course of reduction. It is a reducing agent that chemically reduces other substances. Here, the reducing agent is urea or ammonia, which chemically reduces NO_x into N₂.
- ¹⁷⁸ Emissions reduction with use of 30ppm low sulfur fuel. Khair, Magdi. "Integration of EGR, SCR, DPF, and fuel-borne catalyst for NO_x/PM reduction," Oct. 1999. According to Argillon LLC, their SCR reduces 60% of soluble organic fraction of PM and up to 90% NO_x depending on the application (average between 60-80% NO_x reduction).
- ¹⁷⁹ Block, Michael. *Retrofit Prime—Emission Reduction Technologies and Strategies*. NESCAUM, October 2003. Page 13. Online resource, available at: <http://bronze.nescaum.org/retrofitworkshop/folder/Prime.r.pdf> Last accessed 03/03/05.
- ¹⁸⁰ For example, the Argillon mobile SCR is equipped with such a remote data-recording device.
- ¹⁸¹ Information based on phone conversation with T.J. Tarabulski of Combustion Components Associates Inc. on February 11, 2005. Reference is also made to: <http://www.extengine.com/index.html> Last accessed 03/03/05.
- ¹⁸² *Retrofit Emission Control Technologies for Diesel Engine*, Joe Kubsh, MECA, November 4, 2003. Joe Kubsh. *Retrofit Emission Control Technologies for Diesel Engine*, MECA, November 4, 2003. Online resource, available at: <http://www.4cleanair.org/JoeKubsh.pdf> Last accessed 03/03/05.
- ¹⁸³ Combustion Component Association Inc. has installed mobile SCR units in seven big earth moving construction vehicles (four scrapers, one rubber-tire dozer, one motor grader, one waterpull and one watertruck) in Palm Desert, CA). Information provided by Combustion Components Associates Inc.
- ¹⁸⁴ Based on a phone conversation with T.J. Tarabulski of Combustion Components Associates Inc. on February 11, 2005.
- ¹⁸⁵ DieselNet, "EMA Releases Urea-SCR Infrastructure Study." Online resource, available at: <http://www.dieselnets.com/news/0308ema.html> Last accessed August 3, 2005.
- ¹⁸⁶ Combustion Components Associates, Inc., "ELIM-NO_x: A Mobile Diesel NO_x Emissions Reduction System." Online resource, available at: <http://www.combustioncomponents.com/images/mobilescr/mobilescr.pdf> Last accessed 03/03/05.
- ¹⁸⁷ Based on a phone conversation with T.J. Tarabulski of Combustion Components Associates Inc. on February 11, 2005.
- ¹⁸⁸ These numbers do not include installation and tax. Installation costs run usually between 20-30% of unit price. NO_x reduction level: 60-90% depending on catalyst volume, baseline NO_x levels and exhaust temperatures. Information provided by Clean Diesel Technologies, Inc. and Argillon LLC.
- ¹⁸⁹ Information provided by Argillon LLC.
- ¹⁹⁰ Lexico Publishing, LLC "Dictionary: Adsorb." Online resource, available at: <http://dictionary.reference.com/search?q=adsorb>. Last accessed 04/05/05.
- ¹⁹¹ CARB, "Appendix B: Diesel Engine Emission Control Technologies." Online resource, available at: <http://www.arb.ca.gov/regact/dieselry/appb.doc>. Last accessed 04/05/05.
- ¹⁹² Jim Parks et al., "DeSulfation of NO_x Adsorbents: Studies with the SpaciMS

- Technique.” 7th Diesel Engine Emissions Reduction Workshop. Portsmouth, Virginia. August 5–9, 2001. Online resource, available at: <http://www.osti.gov/fcvt/deer2001/parks.pdf> Last accessed 03/03/05.
- ¹⁹³ Manufacturers of Emission Controls Association, “Catalyst-Based Diesel Particulate Filters and NO_x Adsorbers: A Summary of the Technologies and the Effects of Fuel Sulfur.” August 14, 2000. Online resource, available at: http://www.cleanairnet.org/infopool/1411/articles-35627_catalystbased_diesel.pdf Last accessed 03/03/05.
- ¹⁹⁴ Bruce Bertelsen, “Reducing Emissions from Existing Diesel Engines: The Critical Role of Diesel Retrofit Technologies: Background Document.” Environmental & Energy Technology and Policy Institute. January 15–16, 2004. Online resource, available at: <http://embarq.wri.org/documents/hittingtheroad/bertelsen.pdf> Last accessed 03/03/05.
- ¹⁹⁵ Manufacturers of Emission Controls Association, “Catalyst-Based Diesel Particulate Filters and NO_x Adsorbers: A Summary of the Technologies and the Effects of Fuel Sulfur.” August 14, 2000. Page 17. Online resource, available at: http://www.cleanairnet.org/infopool/1411/articles-35627_catalystbased_diesel.pdf Last accessed 03/03/05.
- ¹⁹⁶ Catalytica Energy Systems, “Diesel NO_x Reduction.” Online resource, available at: http://www.catalyticaenergy.com/new_technologies/diesel.htm#Retrofit Last accessed 03/03/05. Catalytica is also working to develop NO_x adsorber technology for stationary diesel engines that will produce a 90% reduction in NO_x emissions in both new and retrofitted engines.
- ¹⁹⁷ Manufacturers of Emission Controls Association, “Catalyst-Based Diesel Particulate Filters and NO_x Adsorbers: A Summary of the Technologies and the Effects of Fuel Sulfur.” August 14, 2000. Page 17. Online resource, available at: http://www.cleanairnet.org/infopool/1411/articles-35627_catalystbased_diesel.pdf Last accessed 03/03/05.
- ¹⁹⁸ “Verified” means that either the EPA or the California ARB have verified this type of technology. However, please refer to <http://www.epa.gov/otaq/retrofit/retroverifiedlist.htm> and <http://www.arb.ca.gov/diesel/verdev/verdev.htm> for detailed information regarding the different types of verified emission control technologies and the different manufacturers whose technologies have been verified.
- ¹⁹⁹ Bruce Bertelsen, “Reducing Emissions from Existing Diesel Engines: The Critical Role of Diesel Retrofit Technologies: Background Document.” Environmental & Energy Technology and Policy Institute. January 15–16, 2004. Online resource, available at: <http://embarq.wri.org/documents/hittingtheroad/bertelsen.pdf> Last accessed 03/03/05.
- ²⁰⁰ Paul W. Park, “Correlation Between Catalyst Surface Structure and Catalyst Behavior: Selective Catalytic Reduction with Hydrocarbon.” May 21, 2002. EMSL 2002. Richland, Washington. Online resource, available at: <http://www.emsl.pnl.gov/new/emsl2002/abstracts/park.doc> Last accessed 03/03/05.
- ²⁰¹ Diesel Technology Forum, “Engineering Clean Air: The Continuous Improvement of Diesel Engine Emission Performance.” March, 2001. Page 13. Online resource, available at: <http://www.dieselforum.org/whitepaper/downloads/DTF-ContinuousImprovement03-01.pdf> Last accessed 03/03/05.
- ²⁰² Carrie Boyer et al., “Lean NO_x Catalysis: Research and Development.” Caterpillar, Inc. Online resource, available at: http://www.orau.gov/deer/DEER2003/presentations/session11/3.%20Endicott%20-%20DEER_2003_Final_Lean-NOx.pdf Last accessed 03/03/05.
- ²⁰³ EPA, “Technical Summary.” Online Resource, available at: <http://www.epa.gov/otaq/retrofit/retropotentialtech.htm> Last accessed 03/03/05.
- ²⁰⁴ *Ibid.*
- ²⁰⁵ Cleaire’s “Longview” filter reduces 25% NO_x and 85% PM. The Longview filter has been CARB verified for onroad. Cleaire Inc, “Products.” Online resource, available at <http://www.cleaire.com/site/products/#> Last accessed 03/03/05. Extengine’s ADEC system reduces PM, HC, CO and NO_x by approx. 75%. CARB nonroad verification is pending (as per August 2004). Extengine, “ADEC Advanced Diesel Emission Control system.” Online resource, available at: <http://www.extengine.com/adece.html> Last accessed 03/03/05.
- ²⁰⁶ As of February 11, 2005, only the ADEC system has been verified, Johnson Matthey’s SCRT is still in development and undergoing field testing.

- ²⁰⁷ Extengine, "ARB Verifies Retrofit System to Reduce Diesel Exhaust on Older Off-Road Equipment." Online resource, available at: <http://www.extengine.com/index.html> Last accessed 03/03/05.
- ²⁰⁸ California Air Resources Board, "Diesel Emission Control Strategies Verification: Level 1 Verified Technologies." 01.27.2005. Online resource, last accessed 02.04.2005. URL: <http://www.arb.ca.gov/diesel/verdev/level1.htm>
- ²⁰⁹ Letter from Steve B. Dornak (Mayor's Office of the City of Houston) to Annette Herbert of CARB, dated July 15, 2004 stating, in part, the following: "Field tests of the Extengine ADEC system were the most impressive. Testing of the ADEC I and II systems produced CO reductions of 76 to 84%, while NO_x reduction of 78 to 82% were observed."
- ²¹⁰ Based on e-mail correspondence with Phillip Roberts, of Extengine, on 01.23.2005.
- ²¹¹ A Slip Catalyst converts excessive ammonia into nitrogen and water to avoid ammonia being emitted through the exhaust gas. Information based on phone conversation with T.J. Tarabulski of Combustion Components Associates Inc. on February 11, 2005.
- ²¹² *Ibid.*
- ²¹³ Johnson Matthey, "Johnson Matthey Introduces the SCRT System." Online resource, available at: http://www.jmcsd.com/scrttm_system.html Last accessed 03/03/05.
- ²¹⁴ Marty Lassen, "EPA Clean Diesel Engine Implementation Workshop." Johnson Matthey, August 6-7, 2003. Online resource, available at: <http://www.epa.gov/otaq/regs/hd2007/wrkshop2/lassen.pdf>, please see slide 5. Last accessed 03/03/05.
- ²¹⁵ "Verified" means that either the EPA or the California ARB have verified this type of technology. However, please refer to <http://www.epa.gov/otaq/retrofit/retroverifiedlist.htm> and <http://www.arb.ca.gov/diesel/verdev/verdev.htm> for detailed information regarding the different types of verified emission control technologies and the different manufacturers whose technologies have been verified.
- ²¹⁶ EPA and CARB have signed a Memorandum of Agreement for the Coordination and Reciprocity in Diesel Retrofit Device Verification.
- ²¹⁷ CARB, "Diesel Emissions Control Strategies Verification: Level 3 Verified Technologies." Online resource, available at: <http://www.arb.ca.gov/diesel/verdev/level3.htm> Last accessed 03/03/05.
- ²¹⁸ Cleaire Inc, "Products." Online resource, available at <http://www.cleaire.com/site/products/#> Last accessed 03/03/05.
- ²¹⁹ Longview filters have been installed on motor graders, wheel loaders, backhoe loaders and backup generators.
- ²²⁰ Only once in a very unusual application could the exhaust gas temperature not be achieved. Information based on phone conversation with Tim Taylor of Cleaire on August 3, 2004.
- ²²¹ Pricing can vary depending on the distributor.
- ²²² These numbers include installation and tax. Numbers provided by Cleaire, Inc.
- ²²³ Information based on e-mail correspondence with Tim Taylor, of Cleaire Advanced Emission Controls, LLC on February 18, 2005.
- ²²⁴ *Ibid.*
- ²²⁵ Cleaire Inc, "Products." Online resource, available at <http://www.cleaire.com/site/products/#> Last accessed 03/03/05.
- ²²⁶ Information based on e-mail correspondence with Tim Taylor, of Cleaire Advanced Emission Controls, LLC on February 18, 2005.
- ²²⁷ Numbers include installation and tax. Numbers provided by Cleaire, Inc. However, pricing can vary depending on the distributor.
- ²²⁸ This section is from Retrofitting Emission Controls On Diesel-Powered Vehicles. MECA, March 2002. Online resource, available at <http://www.meca.org/jahia/Jahia/engineName/filemanager/pid/229/dieselretrofitwp.pdf?actionreq=actionFileDownload&fileItem=220> Last accessed 03/03/05.
- ²²⁹ MECA Diesel Retrofit. Frequently Asked Questions About The Installation Of Emission Controls On Existing Diesel Engines, page 3. Online resource, available at: [http://www.meca.org/jahia/Jahia/engineName/filemanager/pid/224/retrofitFAQ%20\(revised\).pdf?actionreq=actionFileDownload&fileItem=712](http://www.meca.org/jahia/Jahia/engineName/filemanager/pid/224/retrofitFAQ%20(revised).pdf?actionreq=actionFileDownload&fileItem=712) Last accessed 03/03/05.
- ²³⁰ Based on a telephone conversation with Alex Gorrel of SST Emtec on October 5, 2004.
- ²³¹ Based on a telephone conversation with Alex Gorrel of SST Emtec on October 5, 2004.
- ²³² CARB, "Carl Moyer Third Year Status Report." March 26, 2002. Online resource, available at: <http://www.arb.ca.gov/msprog/moyer/2002report.pdf> Last accessed 03/01/05.

- ²³³ CARB, "The Carl Moyer Program Annual Status Report." February 2004. Online resource, available at: http://www.arb.ca.gov/msprog/moyer/moyer_2004_report.pdf Last accessed 03/01/05
- ²³⁴ CARB, "Carl Moyer Program Update." January 20, 2005. Online resource, available at: http://www.arb.ca.gov/msprog/moyer/carl_moyer_board_presentation_1_20_05.pdf Last accessed 03/01/05.
- ²³⁵ *Ibid.*
- ²³⁶ *Ibid.*
- ²³⁷ California State Legislature, "Assembly Bill 932, Chapter 707." September 23, 2004. Online resource, available at: <http://www.arb.ca.gov/msprog/moyer/ab923/ab923text.pdf> Last accessed 03/01/05.
- ²³⁸ CARB, "Carl Moyer Program Update." January 20, 2005. Online resource, available at: http://www.arb.ca.gov/msprog/moyer/carl_moyer_board_presentation_1_20_05.pdf Last accessed 03/01/05.
- ²³⁹ California State Legislature, "Assembly Bill 932, Chapter 707." September 23, 2004. Online resource, available at: <http://www.arb.ca.gov/msprog/moyer/ab923/ab923text.pdf> Last accessed 03/01/05.
- ²⁴⁰ *Ibid.*
- ²⁴¹ NCDAQ, "2004 Grant Awards." 09/21/2004. Online resource, available at: http://daq.state.nc.us/motor/ms_grants/grant04.shtml Last accessed 03/01/05.
- ²⁴² Texas Natural Resource Conservation Commission (TNRCC). <http://www.tnrcc.state.tx.us/oprd/sips/terp.html>
- ²⁴³ TCEQ, "Texas Emissions Reduction Plan: Biennial Report to the Legislature." December 2004. Online resource, available at: http://www.tceq.state.tx.us/assets/public/comm_exec/pubs/sfr/079_04.pdf Last accessed 03/01/05.
- ²⁴⁴ Texas Legislature, House Bill 2481, 2005.
- ²⁴⁵ For the EPA onroad retrofit technology verification program, visit: <http://www.epa.gov/otaq/retrofit/retroverifiedlist.htm> Last accessed 08/13/04. For the CARB onroad retrofit technology verification program, visit: <http://www.arb.ca.gov/diesel/verdev/background.htm> Last accessed 08/13/04.
- ²⁴⁶ EPA, "Verified Products." August 11, 2004. Online resource, available at: <http://www.epa.gov/otaq/retrofit/retroverifiedlist.htm> Last accessed 08/13/04.
- ²⁴⁷ *Ibid.*
- ²⁴⁸ CARB, "Diesel Emission Control Strategies Verification: Background." April 15, 2003. Online resource, available at: <http://www.arb.ca.gov/diesel/verdev/background.htm> Last accessed 08/13/04.
- ²⁴⁹ EPA, "What is a State Implementation Plan?" Online resource, available at: http://www.epa.gov/region1/topics/air/sips/REVISED_WHAT_IS_A_SIP.pdf Last accessed 03/02/05.
- ²⁵⁰ EPA, "8-Hour Ground-level Ozone Designations." March 3, 2005. Online resource, available at: <http://www.epa.gov/ozonedesignations> Last accessed 03/03/05.
- ²⁵¹ EPA, "EPA Announces Final Designations For First Fine Particle Standards." December 17, 2004. Online resource, available at: <http://yosemite.epa.gov/opa/advpress.nsf/b1ab9f485b098972852562e7004dc686/bc63cfdda235542585256f6d005e6738!OpenDocument> Last accessed 03/03/05.
- ²⁵² EPA, "Regions." Online resource, available at: <http://www.epa.gov/epahome/locate2.htm> Last accessed 03/03/05.
- ²⁵³ For Regional EPA Contact Information go to: http://www.epa.gov/otaq/retrofit/cont_eparegions.htm
- ²⁵⁴ EPA. *Air and Radiation. Heavy-duty Diesel Emission Reduction Project Retrofit/Rebuild Component*. Prepared by Northeast States for Coordinated Air Use Management. EPA420-R99-014. June 1999.
- ²⁵⁵ Based on E-mail correspondence with U.S. EPA, January 26, 2005. Also refer to: Calculating SIP credits. Online resource, available at: <http://www.epa.gov/otaq/retrofit/aqipcalc.htm> Last accessed 03/03/05.
- ²⁵⁶ EPA Clean Diesel Program. Online resource available, at <http://www.epa.gov/diesel/> Last accessed on 03/02/05. See also <http://www.dieselforum.org/factsheet/ulsd.html>.
- ²⁵⁷ Final Rule: "Control of Emissions of Air Pollution from Nonroad Diesel Engines and Fuel" (June 29, 2004): <http://www.epa.gov/nonroad-diesel/2004fr.htm#finalrule> Last accessed 03/02/05.
- ²⁵⁸ New York, NY, Local Law 77, §2(f)(1) (2003). Available online at: http://www.nycouncil.info/pdf_files/bills/law03077.pdf Last accessed 03/02/05.
- ²⁵⁹ *Ibid.*
- ²⁶⁰ S. 7652, 227th Leg., (NY. 2004); A. 11716-A, 227th Leg., (NY. 2004).

²⁶¹ Sacramento Ozone Summit, “Proactive ‘green’ contracting by government agencies.” Version 13. Online resource, available at: <http://airquality.org/modelord/EpisodicModelGreenContractingV13.pdf> Last accessed 03/02/05.

²⁶² The Contract Specification also contains exceptions to idling limits. Those exceptions exist when (a) when a “mobile source” is forced to remain motionless because of traffic conditions or mechanical difficulties over which the “operator” has no control; (b) when it is necessary to operate heating, cooling or auxiliary equipment installed on the “mobile source” when such equipment is necessary to accomplish the intended use of the “mobile source”; (c) to bring the “mobile source” to the manufacturer’s recommended operating temperature; (d) when the outdoor temperature is below twenty (20) degrees Fahrenheit; and/or (e) when the “mobile source” is being repaired.

²⁶³ Available online from the NY Department of Transportation’s web site, at: <http://www.route9a.info/dseis.htm> Last accessed 08/25/04.

²⁶⁴ NY Department of Transportation, “Route 9A Project DSEIS.” Online resource, available at: http://www.route9a.info/files/dseis/ch_09/09_air.pdf Last accessed 03/02/05.

²⁶⁵ Available online from the Metropolitan Transportation Authority, at: <http://www.mta.nyc.ny.us/capconstr/fstc/deis.htm> Last accessed 03/02/05.

²⁶⁶ MTA, “Fulton Street DEIS.” Online resource, available at: <http://www.mta.nyc.ny.us/capconstr/fstc/documents/deis/chapters/ch12.pdf> Last accessed 03/02/05.

²⁶⁷ LAX Coalition for Economic, Environmental, and Educational Justice, “What is a Community Benefits Agreement?” Online resource, available at: http://www.environmentaldefense.org/documents/4172_LAX_CBAbgbackground.pdf Last accessed 03/02/05.



ENVIRONMENTAL DEFENSE

finding the ways that work

National headquarters

257 Park Avenue South
New York, NY 10010
212-505-2100

1875 Connecticut Avenue, NW
Washington, DC 20009
202-387-3500

5655 College Avenue
Oakland, CA 94618
510-658-8008

2334 North Broadway
Boulder, CO 80304
303-440-4901

2500 Blue Ridge Road
Raleigh, NC 27607
919-881-2601

44 East Avenue
Austin, TX 78701
512-478-5161

18 Tremont Street
Boston, MA 02108
617-723-5111

Project Office

3250 Wilshire Boulevard
Los Angeles, CA 90010
213-386-5501

ATTACHMENT B



WI #22-005.16

July 11, 2022

Darien K. Key, Esq.
Adams Broadwell Joseph & Cardozo
601 Gateway Blvd, Suite 100
South San Francisco, California 94080

SUBJECT: 4th and Hewitt Building, Draft EIR, Comments

Dear Mr. Key,

Per your request, we have reviewed portions of the above referenced document, in particular Section II - Project Description and Section IV.I – Noise sections of the Draft EIR, as well as Appendix J. We have generated the following comments.

Existing Ambient Noise

The DEIR provides documentation for noise measured along E. 4th Street and on the Project property partially shielded from traffic (site interior) measured in 2017. The hourly values are reported in Appendix J (Table 1). These values are plotted in Figure 1. Based on this data, the average hourly Leq during typical construction hours (7 AM to 5 PM) was 69 dBA at LT-1. The standard deviation was 1.9 dBA during this time. The DEIR uses the *maximum* noise level recorded of 74 dBA as the basis of determining the ambient and the significance threshold along E 4th. This is improper since the average value during the day was 69 dBA and would be a more accurate characterization of the ambient noise levels.

Supplemental noise measurements were obtained in 2019 at 3 locations in closer proximity to noise sensitive sites (DEIR Table IV.I-5). The DEIR notes that these short-term results “may be overstated” (p. IV.I-18) since they were taken near the building facades, which function as large noise reflecting surfaces. The measurements occurred at ST1 along E. 4th was 74 dBA (should be 69 dBA per the argument above), ST2 at 442 Colyton as 63 dBA, and ST3 at 449 S. Hewitt was 61 dBA.

There is no data provided in the DEIR or Appendix J that explains at what time of day these readings were taken in 2019, and there is no discussion to tie together these two sets of data or to draw any conclusions regarding how the noise environment may have changed between 2017 and 2019. Based on the long-term results, where the standard deviation was about 2 dBA, if the short-term data measured in 2019 were “typical” in level, the range at those locations could be expected to be +/- 2 dBA; or perhaps since the DEIR notes that the noise levels measured at those locations were “overstated”, then perhaps the actual noise level should be considered to be +0/-4 dBA.

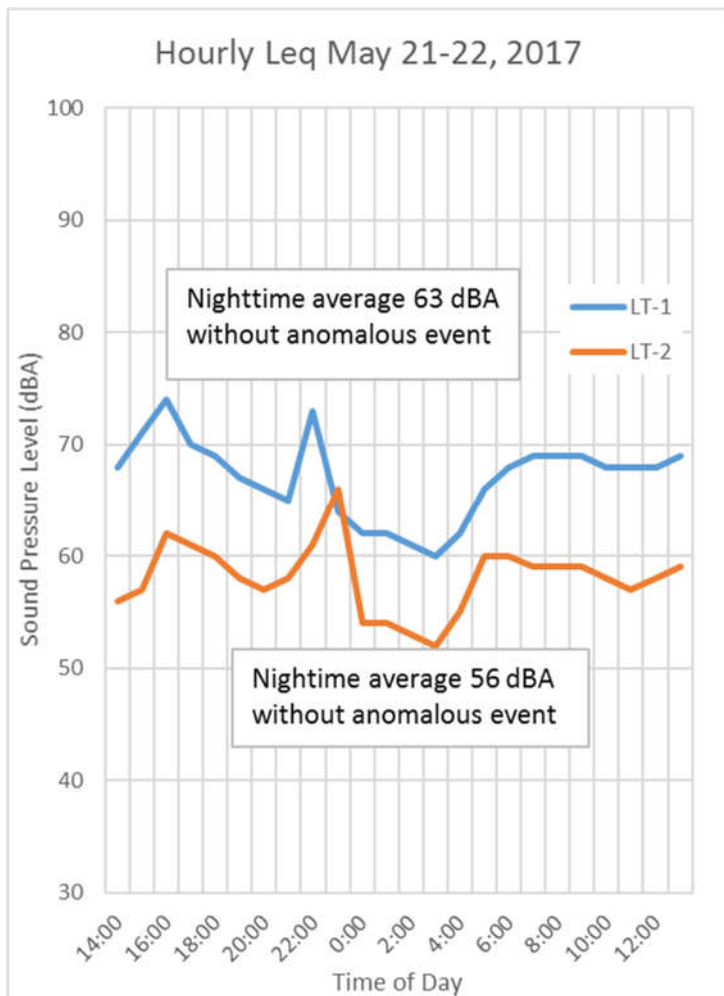


Figure 1 Long-Term noise measured in 2017 (source: Appendix J)

Construction Noise and Mitigation

Mitigation Measure NOI-MM-1 identifies temporary noise barriers that could be used, both on-site and off-site, however, even if both sets of barriers are used, the DEIR acknowledges that there would still be significant and unavoidable impacts.

The Project Description (Section II of the EIR) indicates that the construction phases of the project would last about 28 months. No specific information is provided that clarifies how long each of the phases used in the noise analysis would last; at rough estimate, perhaps demolition, grading and paving would each require about 2 to 3 months, which would leave the bulk of the time (at least 19 months) to erect the building. Reviewing the construction noise analysis details in the DEIR, Table IV.I-18 shows that the noisiest phase would be “paving” done at the 2nd through 5th floors. The paving activities that are provided in the FHWA Roadway Construction Noise Model (RCNM) as relied upon by the DEIR are intended for asphalt paving operations on a highway, and since the driving surface

of parking garages are not typically constructed in the same fashion as a highway, it is possible that the noise estimates for “paving” provided in the DEIR are overly conservative.

The construction of the upper levels of the building potentially would last about 19 months. The equipment listed for “paving” activities in Appendix J – Appendix A (page 2 of 19) includes a paver, cement mixer, loader/backhoe, paving equipment, and a roller. Of these, the paver, paving equipment, and roller are commonly used for asphalt paving activities. To install the concrete floor or of a multi-story steel frame building requires more concrete than can be readily mixed in a small mixer. Often, such construction entails pumping concrete up to the appropriate levels via a concrete pump and/or truck at the ground level, and a concrete vibrator can be used at the floor level to settle the concrete into the forms. A loader/backhoe or similar possibly could be used at the ground level, but not at the floors during concrete installation. In some industrial/office buildings the finished floor will be the polished concrete, with no additional floor covering. There is no asphalt “paving” involved to finish the floors within a conventional office building. If tiles are intended for the finish floor, this is done by hand. Ceramic tile saws would be used, and possibly a hand or electric mixer to prepare the mortar and the grout.

The equipment used for the noise analysis of building construction are shown in Table IV.I-7 of the DEIR, and the highest noise sources would be the generator, loader/backhoe, and crane. Placing the crane and loader/backhoe as far as possible from noise sensitive receptors (possibly along E 4th Street) would further reduce the noise from building construction, possibly reducing the total noise from this phase to about 75 dBA at a distance of 50 ft or about 71 dBA at 428 S. Hewitt Street. In combination with on-site barriers (ground-level and suspended from the new building framing), it should be possible to further reduce the construction noise and limit the noise increase.

Thus, in addition to the noise barriers described in Mitigation Measure NOI-MM-1, the DEIR should include a new mitigation measure which requires the contractor to submit a noise control plan that identifies

- How noise from stationary equipment will be reduced, for example by siting such equipment on the project to maximize shielding effects from existing structures; by using portable shields or enclosures, etc.
- Specific “quiet” equipment, such as generators¹, electric tools, excavators, etc. that achieve substantially lower levels than those used in the noise analysis and that this plan will require those products. For example, this document lists specific manufacturers and makes and models, but the specific noise levels are not published.
 - <https://www1.nyc.gov/assets/dep/downloads/pdf/air/noise/construction-noise-protocols-vendor-guidance-sheet.pdf>³.

¹ Manufacturer’s data for a Generac Mobile MLG20 (20kW) with an enclosure lists a 70 dBA noise level at 23 ft, which would be about 64 dBA at a distance of 50 ft. Replacing the generator with a quieter unit would reduce the total noise by 4 dBA to 78 dBA at 50 ft distance for building construction.

² For an idea of the possible noise reduction, this is a certification program in Hong Kong which lists the reduced sound power levels https://www.epd.gov.hk/cgi-bin/npg/qpme/search_gen.pl

³ For an idea of the possible noise reduction, this is a certification program in Hong Kong which lists the reduced sound power levels https://www.epd.gov.hk/cgi-bin/npg/qpme/search_gen.pl

- Time of day restrictions and other feasible measures that would reduce the level and duration of noise impacts at affected receptors.

Operational Noise and Mitigation

The DEIR noise analysis cites prior measurements and literature from Trane that the rooftop HVAC unit would generate 54 dBA at a distance of 50 ft. There is no specific unit size provided, and based on our experience it is hard to reconcile how there would be only a single HVAC/air handling unit on the roof of an 18-story building. Additionally it is puzzling that a system of the necessary size would generate such a low level when rooftop equipment for a building this size often includes a water tower or air cooled condenser fans with a typical sound rating of 85 sound power level (PWL), and several make up air fans as large as 40,000 cubic feet per minute (CFM) (90 dBA PWL). A combination of four or more fans would generate a noise level on the order of 59 dBA or more using spherical divergence (spreading) in a free-field (no ground reflections) to a distance of 50 ft or 55 dBA at a distance of 80 ft. This rooftop equipment, as described, alone would not appear to exceed the significance threshold of 5 dBA above the ambient or 65 dBA at 428 S. Hewitt. However, none of the operational noise analyses in the DEIR evaluate the increase on a CNEL basis, which is one of the significance thresholds.

Given the likely incorrect description about the necessary system needed for this size building the operational noise impacts are underestimated. This underestimate brings the operational levels in under the significance thresholds, and the DEIR analysis lacks any conclusion regarding the future noise level with the project on a CNEL basis and the potential significance of such noise increases

Please feel free to contact me with any questions on this information.

Very truly yours,

WILSON IHRIG

Deborah A. Jue

Deborah A. Jue, INCE-USA
Principal

4th hewitt_wilson ihrig_07112022.docx



DEBORAH JUE

Principal

Since joining Wilson Ihrig in 1990, Ms. Jue has been involved in with many projects from environmental assessments and entitlements, through design development, construction documents and construction administration support. As an acoustical consultant, she has provided noise measurement, analysis and recommendations to control noise and vibration both at the interior of the project and at the neighboring properties. She has authored many reports concerning compliance with the requirements of California Noise Insulation Standards, Title 24, local Noise Elements, environmental assessments and Federal noise criteria, and is well aware of the additional design and construction technique requirements to achieve industry standards. Ms. Jue has authored or provided input for many environmental documents and technical studies in accordance with NEPA and California's CEQA regulations, most of them related to surface transportation, and she gives presentations to public officials when necessary to explain construction noise problems, noise mitigation goals, and noise control methods. She can develop construction noise and vibration criteria to address vibration damage potential to nearby buildings and sensitive structures, and vibration annoyance or disruption potential for occupants of nearby buildings.

Education

- M.S. in Mechanical Engineering, University of California, Berkeley, 1998
- B.S. in General Engineering: Acoustics, Stanford University, 1988

Professional Associations (Member)

- American Society of Mechanical Engineers
- Acoustical Society of America
- National Council of Acoustical Consultants
- Institute of Noise Control Engineering
- WTS
- Transportation Research Board, AEP80 Standing Committee Member (2021-2024)

Research and Published Papers

- ACRP Report 175, ACRP 07-14, *Improving Intelligibility of Airport Terminal Public Address Systems*
- NCHRP 25-25, *Current Practices to Address Construction Vibration and Potential Effects to Historic Buildings Adjacent to Transportation Projects*
- *Transportation Research Record*, V. 2502, "Considerations to Establish Ground-Borne Noise Criteria to Define Mitigation for Noise-Sensitive Spaces"

Relevant Experience

- California High Speed Rail Caltrain Corridor EIR/EIS, San Francisco to San Jose
- UC Berkeley Northgate Hall A/V Renovations, Berkeley
- MacArthur Station, *long-term construction noise and vibration monitoring*, Oakland
- Safeway @ Claremont & College, *HVAC noise and construction noise monitoring*, Oakland
- ACTC I-80/Ashby, *interchange traffic noise analysis*, Berkeley and Emeryville
- ACTC I-680 Express Lanes, *traffic noise analysis*, Contra Costa County, CA
- Chase Arena, *construction noise and vibration monitoring*, San Francisco

Construction Noise Control Products and Vendors Guidance Sheet

Revised: 16 July 2018

Distributed by:
New York City Department of
Environmental Protection (NYC DEP)

The following is intended to provide guidance to construction contractors with respect to finding and selecting suitable construction noise control products. These products and vendors may be helpful to contractors for achieving compliance with the New York City Noise Code, and more specifically, with the Construction Noise Rules found in Local Law 113, Section 24-219, Chapter 28, Title 15 of the Rules of New York City which went into effect in July 2007.

While there are similarities in the approach to construction noise control for all work sites, the specific measures and solutions need to be carefully selected and implemented correctly. In general, noise control measures can be applied at the noise *source*, along the *pathway*, or at the *receiver* (listener) directly. For these reasons, it is highly recommended that contractors discuss their situation with a qualified acoustical consultant as early as possible. It is always more cost-effective to design for good acoustics from the beginning rather than to rely on retrofit solutions when noise becomes a problem later. To aid in the selection of an acoustical consultant, links to several national professional societies are provided. The NYC DEP can also provide a list of consultants.

This information is not an exhaustive list of noise control products and vendors. It is ***intended for guidance and informative purposes only***, and should not be construed as an official endorsement of any product, vendor, or consultant by the City of New York. This sheet will be updated from time to time as new noise control technologies gain acceptance.

ACOUSTICAL CONSULTANTS

- NYC DEP Noise Consultants List www.nyc.gov/html/dep/pdf/noise_consultants_list.pdf
- Acoustical Society of America www.acousticalsociety.org
- Institute of Noise Control Engineering www.inceusa.org
- National Council of Acoustical Consultants www.ncac.com

SOURCE CONTROLS

BACKUP ALARMS

- | | | |
|-----------------------|--------------------------------|--|
| • Preco Electronics | 45, 200, 3000, 6000 Series | www.precosafety.com |
| • Ecco Group | Smart Alarms, 500 & 700 Series | www.eccolink.com |
| • Grote Industries | Model 73040, 73080 | www.grote.com |
| • Brigade Electronics | BBS-TEK Series | www.bbs-tek.com |

JACKHAMMERS

- | | | |
|---------------------------------|---------------|--|
| • Hilti (electric) | TE 3000-AVR | www.hilti.com |
| • Makita (electric) | Makita HM1810 | www.makita.com |
| • Atlas Copco (pneumatic) | TEX PE Series | www.atlascopco.com |
| • Chicago Pneumatic (pneumatic) | CP 1240-S | www.cp.com |

VACUUM EXCAVATORS (Vac-Trucks)

- | | | |
|-----------|-----------|--|
| • Guzzler | LR ACE | www.guzzler.com |
| • GapVax | HV Series | www.gapvax.com |

PILE DRIVERS (Pushers)

- | | | |
|------------------|---------------|--|
| • Giken | Silent Piler | www.giken.com/en/ |
| • Hammer & Steel | Z Pile Pusher | www.hammersteel.com |
| • Dawson | Silent Piling | www.dcpuk.com |

DOZERS

- | | | |
|---------------|----------|--|
| • John Deere | K Series | www.deere.com |
| • Caterpillar | D Series | www.cat.com/en_US |

LOADERS

- | | | |
|---------------|------------------------|--|
| • Volvo | L Series | www.volvo.com |
| • John Deere | K and G Compact Series | www.deere.com |
| • Caterpillar | 900 Series | www.cat.com/en_US |

GRADERS

- | | | |
|---------------|----------|--|
| • Caterpillar | M Series | www.cat.com/en_US |
| • John Deere | G Series | www.deere.com |

SCRAPERS

- | | | |
|---------------|------------------|--|
| • Caterpillar | 600 Series | www.cat.com/en_US |
| • John Deere | DC and DE Series | www.deere.com |

BACKHOES

- | | | |
|---------------|--------------------------|--|
| • Caterpillar | 400 Series | www.cat.com/en_US |
| • John Deere | L Series (310, 410, 710) | www.deere.com |
| • Case | 680C | www.casece.com |

EXCAVATORS

- | | | |
|---------------|------------------|--|
| • John Deere | G Series | www.deere.com |
| • Caterpillar | 300 Series | www.cat.com/en_US |
| • Volvo | EC and EW Series | www.volvo.com |

TRACTORS

- | | | |
|---------------|------|--|
| • John Deere | 210L | www.deere.com |
| • Caterpillar | 621G | www.cat.com/en_US |

HOE RAMS

- | | | |
|---------------------|----------------|--|
| • Chicago Pneumatic | CP 100, CP 400 | www.cp.com |
| • Allied | HyRam, Rammer | www.alliedcp.com |

SKID STEERS

- | | | |
|---------------|-------------|--|
| • Caterpillar | 200 Series | www.cat.com/en_US |
| • John Deere | 300G Series | www.deere.com |

DUMP TRUCKS

- | | | |
|---------------|--------------------------|--|
| • John Deere | ADT (Articulated) Series | www.deere.com |
| • Caterpillar | 700 (Articulated) Series | www.cat.com/en_US |
| • Volvo | A (Articulated) Series | www.volvo.com |

ROLLERS

- | | | |
|-------------|--------|--|
| • Multiquip | AR20-2 | www.multiquip.com |
|-------------|--------|--|

CRANES

- | | | |
|----------------|-------------------|--|
| • Link-Belt | ATC, HTC, RTC, HC | www.link-belt.com |
| • American | 5299 | www.americancrane.com |
| • Bucyrus Erie | 30B | www.cat.com/en_US |

GENERATORS

- | | | |
|-------------|--------------------------|--|
| • Multiquip | WhisperWatt Ultra-Silent | www.multiquip.com |
| • Atlas | iP Generator | www.atlascopco.com |

STREET SWEEPERS

- | | | |
|------------|--------|--|
| • Elgin | GeoVac | www.elginsweeper.com |
| • Schwarze | A-7000 | www.schwarze.com |

PATHWAY CONTROLS

NOISE BARRIERS

- | | | |
|-----------------|-------------------|--|
| • Carsonite | AcoustaShield | www.carsonite.com |
| • Sound Fighter | LSE Sound Barrier | www.soundfighter.com |
| • Kinetics | Noise Block | www.kineticsnoise.com |

NOISE CURTAINS

- | | | |
|---------------------|--------------------|--|
| • Sound Seal | BBC-13-2 | www.soundseal.com |
| • Illbruck Acoustic | SONEX Curtain | www.sonex-online.com |
| • McGill AirSilence | Fibersorb Curtains | www.mcgillairsilence.com |

SILENCERS & MUFFLERS

- | | | |
|--------------------|-----------|--|
| • Babcock & Wilcox | Silencers | www.babcock.com/universal |
| • Burgess Aarding | Silencers | www.cecoenviro.com |

RECEIVER CONTROLS

ACOUSTICAL WINDOWS

- | | |
|----------------------|---------------------------|
| • Harvey Industries | Acoustical Windows |
| • Peerless Products | Acoustical Windows |
| • Soundproof Windows | Soundproof Windows |
| • Indow Windows | Acoustical Window Inserts |

www.harveyind.com
www.peerlessproducts.com
www.soundproofwindows.com
www.indowwindows.com

WHITE NOISE MACHINES

- | | |
|-------------------------------|-------------------|
| • Marpac | Dohm Whish |
| • Speech Privacy Systems | Sonet System |
| • Adaptive Sound Technologies | Lectrofan, Kinder |

www.marpac.com
www.speechprivacysystems.com
www.soundofsleep.com

[Home](#)

Environmental Protection

+

[Noise](#)

[Home](#) » [Noise](#)

[Problems & Solutions](#)

[Quiet Construction](#)

[Quiet Renovation](#)

[Quality Powered Mechanical Equipment \(QPME\)](#)

[Construction Noise Permit in Force](#)

[Innovative Noise Mitigation Designs and Measures](#)

[Type Approved Vehicle Noise Data](#)

[Educational Package on Environmental Noise](#)

[Guidelines & References](#)

[Data & Statistics](#)

[Study Reports](#)

[Public Consultation](#)

[Help Corner](#)

[Advanced Search](#)

Problems & Solutions

NOISE : problems & solutions

Construction and Renovation Noise

[General Construction](#)

[Quieter Construction Equipment](#)

[Quieter Construction Methods](#)

[Quality Powered Mechanical Equipment \(QPME\)](#)

[Renovation](#)

[Use of Quieter Construction Methods and Alternative Quieter Tools for Renovation](#)

[Owners' Corporations to Draw Up House-Rules](#)

Traffic Noise

[Spatial Distribution of Traffic Noise Problem in Hong Kong](#)

[Redressing Noise Impacts from New Roads](#)

[Redressing Noise Impacts from Existing Roads by Engineering Measures \(Retrofitting Noise Barriers & Resurfacing Local Roads\)](#)

[Environmentally Friendly Noise Measures](#)

Neighbourhood Noise

[Problems & Solutions](#)

[Dealing with Noise Nuisance](#)

[Police Contacts](#)



To Report Pollution
2838 3111

[Back to top](#) [Table of Content](#)

Share

RSS



P: (626) 381-9248
F: (626) 389-5414
E: info@mitchtsailaw.com



139 South Hudson Avenue
Suite 200
Pasadena, California 91101

VIA E-MAIL

July 11, 2022

Courtney Shum, City Planner
City of Los Angeles, Department of City Planning
221 N. Figueroa Street, Suite 1350
Los Angeles, CA 90012
Em: courtney.shum@lacity.org

RE: Draft Environmental Impact Report for the City of Los Angeles, 4th & Hewitt Project; Case No. ENV-2017-470-EIR; CPC-2017-469-GPA-VZC-HD-MCUP-SPR; VIT-74745 (SCH# 2019110083).

Dear Courtney Shum:

On behalf of the Southwest Regional Council of Carpenters (“**SWRCC**” or “**Southwest Carpenters**”), my Office is submitting these comments on the Draft Environmental Impact Report (“**Draft EIR**” or “**DEIR**”) for the 4th and Hewitt Project (“**Project**”) and requesting various approvals and actions from the City of Los Angeles (“**City**” or “**Lead Agency**”). The Project is proposed at: 900, 902, 904, 906-910, and 926 East 4th Street; 406, 408, and 414 Colyton Street; 405, 407, 411, 417, and 423 South Hewitt Street, Los Angeles, California 90013 (“**Project Site**”).

The Southwest Carpenters is a labor union representing more than 50,000 union carpenters in six states, including California, and has a strong interest in well-ordered land use planning, addressing the environmental impacts of development projects and equitable economic development.

Individual members of the Southwest Carpenters live, work and recreate in the area and surrounding communities and would be directly affected by the Project’s environmental impacts.

SWRCC expressly reserve the right to supplement these comments at or prior to hearings on the Project, and at any later hearings and proceedings related to this Project. Cal. Gov’t Code § 65009(b); Cal. Pub. Res. Code § 21177(a); *Bakersfield Citizens for Local Control v. Bakersfield* (2004) 124 Cal.App.4th 1184, 1199-1203; see *Galante Vineyards v. Monterey Water Dist.* (1997) 60 Cal.App.4th 1109, 1121.

SWRCC incorporate by reference all comments raising issues regarding the Project and its CEQA compliance, submitted prior to the Project approvals. *Citizens for Clean Energy v City of Woodland* (2014) 225 Cal.App.4th 173, 191 (finding that any party who has objected to the Project’s environmental documentation may assert any issue timely raised by other parties).

Moreover, SWRCC request that the Lead Agency provide notice for any and all notices referring or related to the Project issued under the California Environmental Quality Act (“**CEQA**”), Cal Public Resources Code (“**PRC**”) § 21000 *et seq*, and the California Planning and Zoning Law (“**Planning and Zoning Law**”), Cal. Gov’t Code §§ 65000–65010. California Public Resources Code Sections 21092.2, and 21167(f) and Government Code Section 65092 require agencies to mail such notices to any person who has filed a written request for them with the clerk of the agency’s governing body.

The City should require community benefits such as requiring local hire and use of a skilled and trained workforce to build the Project. The City should require the use of workers who have graduated from a Joint Labor Management apprenticeship training program approved by the State of California, or have at least as many hours of on-the-job experience in the applicable craft which would be required to graduate from such a state approved apprenticeship training program or who are registered apprentices in an apprenticeship training program approved by the State of California.

Community benefits such as local hire and skilled and trained workforce requirements can also be helpful to reduce environmental impacts and improve the positive economic impact of the Project. Local hire provisions requiring that a certain percentage of workers reside within 10 miles or less of the Project Site can reduce the length of vendor trips, reduce greenhouse gas emissions and providing localized economic benefits. As environmental consultants Matt Hagemann and Paul E. Rosenfeld note:

[A]ny local hire requirement that results in a decreased worker trip length from the default value has the potential to result in a reduction of construction-related GHG emissions, though the significance of the reduction would vary based on the location and urbanization level of the project site.

(March 8, 2021 SWAPE Letter to Mitchell M. Tsai re Local Hire Requirements and Considerations for Greenhouse Gas Modeling; see **Exhibits A-C**).

Skilled and trained workforce requirements promote the development of skilled trades that yield sustainable economic development. As the California Workforce Development Board and the UC Berkeley Center for Labor Research and Education concluded:

. . . labor should be considered an investment rather than a cost – and investments in growing, diversifying, and upskilling California’s workforce can positively affect returns on climate mitigation efforts. In other words, well trained workers are key to delivering emissions reductions and moving California closer to its climate targets.¹

Recently, on May 7, 2021, the South Coast Air Quality Management District found that that the “[u]se of a local state-certified apprenticeship program or a skilled and trained workforce with a local hire component” can result in air pollutant reductions.²

Cities are increasingly adopting local skilled and trained workforce policies and requirements into general plans and municipal codes. For example, the City of Hayward 2040 General Plan requires the City to “promote local hiring . . . to help achieve a more positive jobs-housing balance, and reduce regional commuting, gas consumption, and greenhouse gas emissions.”³

In fact, the City of Hayward has gone as far as to adopt a Skilled Labor Force policy into its Downtown Specific Plan and municipal code, requiring developments in its Downtown area to require that the City “[c]ontribute to the stabilization of regional construction markets by spurring applicants of housing and nonresidential developments to require contractors to utilize apprentices from state-approved, joint

¹ California Workforce Development Board (2020) Putting California on the High Road: A Jobs and Climate Action Plan for 2030 at p. ii, *available at* <https://laborcenter.berkeley.edu/wp-content/uploads/2020/09/Putting-California-on-the-High-Road.pdf>.

² South Coast Air Quality Management District (May 7, 2021) Certify Final Environmental Assessment and Adopt Proposed Rule 2305 – Warehouse Indirect Source Rule – Warehouse Actions and Investments to Reduce Emissions Program, and Proposed Rule 316 – Fees for Rule 2305, Submit Rule 2305 for Inclusion Into the SIP, and Approve Supporting Budget Actions, *available at* <http://www.aqmd.gov/docs/default-source/Agendas/Governing-Board/2021/2021-May7-027.pdf?sfvrsn=10>.

³ City of Hayward (2014) Hayward 2040 General Plan Policy Document at p. 3-99, *available at* https://www.hayward-ca.gov/sites/default/files/documents/General_Plan_FINAL.pdf.

labor-management training programs, . . .”⁴ In addition, the City of Hayward requires all projects 30,000 square feet or larger to “utilize apprentices from state-approved, joint labor-management training programs.”⁵

Locating jobs closer to residential areas can have significant environmental benefits. As the California Planning Roundtable noted in 2008:

People who live and work in the same jurisdiction would be more likely to take transit, walk, or bicycle to work than residents of less balanced communities and their vehicle trips would be shorter. Benefits would include potential reductions in both vehicle miles traveled and vehicle hours traveled.⁶

In addition, local hire mandates as well as skill training are critical facets of a strategy to reduce vehicle miles traveled. As planning experts Robert Cervero and Michael Duncan noted, simply placing jobs near housing stock is insufficient to achieve VMT reductions since the skill requirements of available local jobs must be matched to those held by local residents.⁷ Some municipalities have tied local hire and skilled and trained workforce policies to local development permits to address transportation issues. As Cervero and Duncan note:

In nearly built-out Berkeley, CA, the approach to balancing jobs and housing is to create local jobs rather than to develop new housing. The city’s First Source program encourages businesses to hire local residents, especially for entry- and intermediate-level jobs, and sponsors vocational training to ensure residents are employment-ready. While the program is voluntary, some 300 businesses have used it to date, placing more than

⁴ City of Hayward (2019) Hayward Downtown Specific Plan at p. 5-24, *available at* <https://www.hayward-ca.gov/sites/default/files/Hayward%20Downtown%20Specific%20Plan.pdf>.

⁵ City of Hayward Municipal Code, Chapter 10, § 28.5.3.020(C).

⁶ California Planning Roundtable (2008) Deconstructing Jobs-Housing Balance at p. 6, *available at* <https://cproundtable.org/static/media/uploads/publications/cpr-jobs-housing.pdf>.

⁷ Cervero, Robert and Duncan, Michael (2006) Which Reduces Vehicle Travel More: Jobs-Housing Balance or Retail-Housing Mixing? *Journal of the American Planning Association* 72 (4), 475-490, 482, *available at* <http://reconnectingamerica.org/assets/Uploads/UTCT-825.pdf>.

3,000 city residents in local jobs since it was launched in 1986. When needed, these carrots are matched by sticks, since the city is not shy about negotiating corporate participation in First Source as a condition of approval for development permits.

The City should consider utilizing skilled and trained workforce policies and requirements to benefit the local area economically and mitigate greenhouse gas, air quality and transportation impacts.

Also, the City should require the Project to be built to standards exceeding the current 2019 California Green Building Code and 2020 County of Los Angeles Green Building Standards Code to mitigate the Project's environmental impacts and to advance progress towards the State of California's environmental goals.

I. THE PROJECT WOULD BE APPROVED IN VIOLATION OF THE CALIFORNIA ENVIRONMENTAL QUALITY ACT

A. Background Concerning the California Environmental Quality Act

CEQA has two basic purposes. First, CEQA is designed to inform decision makers and the public about the potential, significant environmental effects of a project. (CEQA Guidelines § 15002(a)(1).) "Its purpose is to inform the public and its responsible officials of the environmental consequences of their decisions *before* they are made. Thus, the EIR 'protects not only the environment but also informed self-government.' [Citation.]" (*Citizens of Goleta Valley v. Board of Supervisors* (1990) 52 Cal.3d 553, 564.) The EIR has been described as "an environmental 'alarm bell' whose purpose it is to alert the public and its responsible officials to environmental changes before they have reached ecological points of no return." (*Laurel Heights Improvement Assn. v. Regents of University of California* (1988) 47 Cal.3d 376, 392; *Cleveland National Forest Foundation v. San Diego Assn. of Governments* (2017) 3 Cal.5th 497, 503 [same].)

• EIR

Second, CEQA directs public agencies to avoid or reduce environmental damage when possible by requiring alternatives or mitigation measures. (CEQA Guidelines § 15002(a)(2) and (3); *see also*, *Berkeley Keep Jets Over the Bay Committee v. Board of Port Com'rs* (2001) 91 Cal.App.4th 1344, 1354 ("Berkeley Jets"); *Citizens of Goleta Valley v. Board of Supervisors* (1990) 52 Cal.3d 553; *Laurel Heights Improvement Ass'n v. Regents of the University of California* (1988) 47 Cal.3d 376, 400.) The EIR serves to provide public agencies and the public in general with information about the effect that a proposed

project is likely to have on the environment and to “identify ways that environmental damage can be avoided or significantly reduced.” (CEQA Guidelines § 15002(a)(2).) If the project has a significant effect on the environment, the agency may approve the project only upon finding that it has “eliminated or substantially lessened all significant effects on the environment where feasible” and that any unavoidable significant effects on the environment are “acceptable due to overriding concerns” specified in CEQA Pub. Res. Code § 21081. (CEQA Guidelines § 15092(b)(2)(A–B).)

While the courts review an EIR using an “abuse of discretion” standard, “the reviewing court is not to ‘*uncritically*’ rely on every study or analysis presented by a project proponent in support of its position.’ A ‘clearly inadequate or unsupported study is entitled to no judicial deference.’” (*Berkeley Jets*, 91 Cal.App.4th 1344, 1355 (emphasis added) (quoting *Laurel Heights*, 47 Cal.3d at 391, 409 fn. 12).) Drawing this line and determining whether the EIR complies with CEQA’s information disclosure requirements presents a question of law subject to independent review by the courts. (*Sierra Club v. Cnty. of Fresno* (2018) 6 Cal. 5th 502, 515; *Madera Oversight Coalition, Inc. v. County of Madera* (2011) 199 Cal. App. 4th 48, 102, 131.) As the court stated in *Berkeley Jets*, 91 Cal.App.4th at 1355:

A prejudicial abuse of discretion occurs “if the failure to include relevant information precludes informed decision-making and informed public participation, thereby thwarting the statutory goals of the EIR process.

“The preparation and circulation of an EIR is more than a set of technical hurdles for agencies and developers to overcome. The EIR’s function is to ensure that government officials who decide to build or approve a project do so with a full understanding of the environmental consequences and, equally important, that the public is assured those consequences have been taken into account. [Citation.] For the EIR to serve these goals it must present information so that the foreseeable impacts of pursuing the project can be understood and weighed, and the public must be given an adequate opportunity to comment on that presentation before the decision to go forward is made.” (*Communities for a Better Environment v. Richmond* (2010) 184 Cal. App. 4th 70, 80 (quoting *Vineyard Area Citizens for Responsible Growth, Inc. v. City of Rancho Cordova* (2007) 40 Cal. 4th 412, 449–450).)

- **Negative Declaration or Mitigated Negative Declaration.**

Third, CEQA and CEQA Guidelines are strict and unambiguous about when a Negative Declaration (“**ND**”) or a Mitigated Negative Declaration (“**MND**”) may be used. A public agency must prepare an EIR whenever substantial evidence supports a “fair argument” that a proposed project “may have a significant effect on the environment.” (Pub. Res. Code §§ 21100, 21151; Guidelines §§ 15002(f)(1) & (2), 15063; *No Oil, Inc. v. City of Los Angeles* (“*No Oil*”) (1974) 13 Cal.3d 68, 75; *Communities for a Better Environment v. California Resources Agency* (2002) 103 Cal.App.4th 98, 111-112.) “Said another way, if a lead agency is presented with a fair argument that a project may” – [not “will”] – “have a significant effect on the environment, the lead agency shall prepare an EIR even though it may also be presented with other substantial evidence that the project will not have a significant effect.” (Guidelines §§ 15064(f)(1) & (2) (emph. added); *No Oil, supra*, 13 Cal.3d 68, 75.)

“Substantial evidence” means “enough relevant information and reasonable inferences from this information that a fair argument can be made to support a conclusion, even though other conclusions might also be reached.” (Guidelines § 15384(a).)

“Substantial evidence is not argument, speculation, unsubstantiated opinion or narrative, evidence that is clearly inaccurate or erroneous....” (Pub. Res. Code § 21080(e)(2); see also Guidelines § 15384(a).)

The fair argument standard is a “low threshold” test for requiring the preparation of an EIR. (*No Oil, supra*, 13 Cal.3d at 84; *County Sanitation Dist. No. 2 of Los Angeles County v. County of Kern* (2005) 127 Cal.App.4th 1544, 1579 (“*County Sanitation*”).) It “requires the preparation of an EIR where ‘there is substantial evidence that any aspect of the project, either individually or cumulatively, may cause a significant effect on the environment, regardless of whether the overall effect of the project is adverse or beneficial’” (*County Sanitation, supra*, 127 Cal.App.4th at 1580, quoting Guidelines § 15063(b)(1).) A lead agency may adopt an MND only if “there is no substantial evidence that the project will have a significant effect on the environment[.]” (Guidelines § 15074(b) (emphasis added).)

Evidence supporting a fair argument of a significant environmental impact triggers preparation of an EIR regardless of whether the record contains contrary evidence. (*League for Protection of Oakland’s Architectural and Historical Resources v. City of Oakland* (1997) 52 Cal.App.4th 896, 904-905.) “Where the question is the sufficiency of the evidence to support a fair argument, ‘deference to the agency’s determination is not

appropriate” (*County Sanitation*, 127 Cal.App.4th at 1579, (emphasis added), quoting *Sierra Club v. County of Sonoma* (1992) 6 Cal.App.4th 1307, 1317-1318.)

Further, it is the duty of the lead agency, not the public, to conduct the proper environmental studies. “The agency should not be allowed to hide behind its own failure to gather relevant data.” (*Sundstrom v. County of Mendocino* (1988) 202 Cal.App.3d 296, 311.) “Deficiencies in the record may actually enlarge the scope of fair argument by lending a logical plausibility to a wider range of inferences.” (*Id.*) The “lack of study . . . ‘enlarge[s] the scope’ of the fair argument which may be made ‘based on the limited facts in the record’ [Cit. omit.]” (*Gentry v. City of Murrieta* (1995) 36 Cal.App.4th 1359, 1382.)

Thus, refusal to complete recommended studies lowers the already low threshold to establish a fair argument. The “court may not exercise its independent judgment on the omitted material by determining whether the ultimate decision of the lead agency would have been affected had the law been followed. . . . The remedy for this deficiency was for the trial court to have issued a writ of mandate” (*Environmental Protection Information Center v. California Dept. of Forestry* (2008) 44 Cal.4th 459, 486.)

Both the review for failure to follow CEQA’s procedures and the fair argument test are questions of law, i.e., *de novo* standard of review applies. (*Vineyard Area Citizens for Responsible Growth v. City of Rancho Cordova* (2007) 40 Cal.4th 412, 435.) “Whether the agency’s record contains substantial evidence that would support a fair argument that the project may have a significant effect on the environment is treated as a **question of law**. (See, e.g., *Consolidated Irrig. Dist. v. City of Selma* (2012) 204 Cal.App.4th 187, 207.” (Kostka and Zischke, Practice Under the Environmental Quality Act, (2017, 2d ed.), at § 6.76 (emphasis added).) The Court gives no deference to the agency in the MND context.

In an MND context, the agency or the court should not *weigh* expert testimony or decide on the credibility of evidence; such weighing is for an EIR. As stated in *Pocket Protectors v. City of Sacramento* (2004) 124 Cal.App.4th 903, 935:

Unlike the situation where an EIR has been prepared, neither the lead agency nor a court may “weigh” conflicting substantial evidence to determine whether an EIR must be prepared in the first instance. Guidelines section 15064, subdivision (f)(1) provides in pertinent part: “if a lead agency is presented with a fair argument that a project may have a

significant effect on the environment, the lead agency shall prepare an EIR even though it may also be presented with other substantial evidence that the project will not have a significant effect. (*No Oil* [, *supra*,] 13 Cal.3d 68 [118 Cal.Rptr. 34, 529 P.2d 66]).” Thus, as *Claremont* itself recognized, “Consideration is not to be given contrary evidence supporting the preparation of a negative declaration. (*City of Carmel-by-the Sea v. Board of Supervisors* (1986) 183 Cal.App.3d 229, 244–245 [227 Cal.Rptr. 899]; *Friends of “B” Street v. City of Hayward* (1980) 106 Cal.App.3d 988 [165 Cal.Rptr. 514]).” (*Claremont*, *supra*, 37 Cal.App.4th at p. 1168, 44 Cal.Rptr.2d 288.

(*Pocket Protectors*, 124 Cal.App.4th at 935.)

In cases where it is not clear whether there is substantial evidence of significant environmental impacts, CEQA requires erring on the side of a “preference for resolving doubts in favor of environmental review.” (*Mejia v. City of Los Angeles* (2005) 130 Cal.App.4th 322, 332.) “The foremost principle under CEQA is that the Legislature intended the act to be interpreted in such manner as to afford the fullest possible protection to the environment within the reasonable scope of the statutory language.” (*Friends of Mammoth v. Board of Supervisors* (1972) 8 Cal.3d 247, 259.)

- **CEQA Exemptions and Exceptions Thereto.**

Fourth, where the Lead Agency chooses to dispose of CEQA by asserting a CEQA exemption, it has a duty to support its CEQA exemption findings by substantial evidence, including evidence that there are no applicable exceptions to exemptions. This duty is imposed by CEQA and related case law. (Guidelines § 15020 [“The Lead Agency shall not knowingly release a deficient document hoping that public comments will correct defects in the document.”]; *see also*, *Citizens for Environmental Responsibility v. State ex rel. 14th Dist. Ag. Assn.* (2015) 242 Cal.App.4th 555, 568 [“The lead agency has the burden to demonstrate that a project falls within a categorical exemption and the agency’s determination must be supported by substantial evidence”]; *Association for Protection etc. Values v. City of Ukiah* (1991) 2 Cal.App.4th 720, 732 [agency is required to consider exemption exceptions “where there is some information or evidence in the record that the project might have a significant impact.”])

The duty to support CEQA (and/or exemption) findings with substantial evidence is also required by the Code of Civil Procedure and case law on administrative or traditional writs. Under Code of Civil Procedure (“CCP”) § 1094.5(b), an abuse of

discretion is established if the decision is not supported by the findings, or the findings are not supported by the evidence. CCP § 1094.5(b). In *Topanga Assn. for a Scenic Community v. County of Los Angeles* (1974) 11 Cal.3d 506, 515 (“*Topanga*”), our Supreme Court held that “implicit in [Code of Civil Procedure] section 1094.5 is a requirement that the agency which renders the challenged decision must set forth findings to bridge the analytic gap between the raw evidence and ultimate decision or order.” The agency’s findings may “be determined to be sufficient if a court ‘has no trouble under the circumstances discerning the analytic route the administrative agency traveled from evidence to action.’” *West Chandler Blvd. Neighborhood Ass’n vs. City of Los Angeles* (2011) 198 Cal.App.4th 1506, 1521- 1522. However, “mere conclusory findings without reference to the record are inadequate.” *Id.* at 1521 (finding city council findings conclusory, violating *Topanga*).

Further, CEQA exemptions must be narrowly construed to accomplish CEQA’s environmental objectives. *California Farm Bureau Federation v. California Wildlife Conservation Bd.* (2006) 143 Cal.App.4th 173, 187 (“*California Farm*”); *Save Our Carmel River v. Monterey Peninsula Water Management Dist.* (2006) 141 Cal.App.4th 677, 697 (“These rules ensure that in all but the clearest cases of categorical exemptions, a project will be subject to some level of environmental review.”)

Finally, CEQA procedures reflect a preference for resolving doubts in favor of environmental review. (*See*, Pub. Res. Code § 21080(c) [dispose of EIR only if “there is no substantial evidence, in light of the *whole record* before the lead agency, that the project *may* have a significant effect on the environment” or “revisions in the project Would avoid the effects or mitigate the effects to a point where *clearly* no significant effect on the environment would occur, *and*” Emph. added.]; Guidelines §§ 15061(b)(3) [common sense exemption only “where it can be seen with certainty”]; 15063(b)(1) [prepare an EIR “if the agency determines that there is substantial evidence that *any* aspect of the project, either *individually* or *cumulatively*, *may* cause a significant effect on the environment, *regardless* of whether the overall effect of the project is adverse or beneficial”]; 15064(h) [need to consider cumulative impacts of past, other current and “probable future” projects]; 15070 [prepare a negative declaration only if “no substantial evidence, *in light of the whole record* before the agency, that the project *may* have a significant effect on the environment,” or project “revisions would avoid the effects or mitigate the effects to a point where clearly no significant effects would occur, *and* (2) there is no substantial evidence, in light of the whole

record before the project, that the project as revised *may* have a significant effect on the environment” emph. added]; *No Oil, Inc. v. City of Los Angeles* (1974) 13 Cal.3d 68, 83-84 [interpret “significant impacts” so as “to afford the fullest possible protection”].)

B. Due to the COVID-19 Crisis, the Lead Agency Must Adopt a Mandatory Finding of Significance that the Project May Cause a Substantial Adverse Effect on Human Beings and Mitigate COVID-19 Impacts.

CEQA requires that an agency make a finding of significance when a Project may cause a significant adverse effect on human beings. PRC § 21083(b)(3); CEQA Guidelines § 15065(a)(4).

Public health risks related to construction work require a mandatory finding of significance under CEQA. Construction work has been defined as a Lower to High-risk activity for COVID-19 spread by the Occupations Safety and Health Administration. Recently, several construction sites have been identified as sources of community spread of COVID-19.⁸

Southwest Carpenters recommend that the Lead Agency adopt additional CEQA mitigation measures to mitigate public health risks from the Project’s construction activities. Southwest Carpenters request that the Lead Agency require safe on-site construction work practices as well as training and certification for any construction workers on the Project Site.

In particular, based upon Southwest Carpenters’ experience with safe construction site work practices, Southwest Carpenters recommend that the Lead Agency require that while construction activities are being conducted at the Project Site:

Construction Site Design:

- The Project Site will be limited to two controlled entry points.
- Entry points will have temperature screening technicians taking temperature readings when the entry point is open.

⁸ Santa Clara County Public Health (June 12, 2020) COVID-19 CASES AT CONSTRUCTION SITES HIGHLIGHT NEED FOR CONTINUED VIGILANCE IN SECTORS THAT HAVE REOPENED, available at <https://www.sccgov.org/sites/covid19/Pages/press-release-06-12-2020-cases-at-construction-sites.aspx>.

- The Temperature Screening Site Plan shows details regarding access to the Project Site and Project Site logistics for conducting temperature screening.
- A 48-hour advance notice will be provided to all trades prior to the first day of temperature screening.
- The perimeter fence directly adjacent to the entry points will be clearly marked indicating the appropriate 6-foot social distancing position for when you approach the screening area. Please reference the Apex temperature screening site map for additional details.
- There will be clear signage posted at the project site directing you through temperature screening.
- Provide hand washing stations throughout the construction site.

Testing Procedures:

- The temperature screening being used are non-contact devices.
- Temperature readings will not be recorded.
- Personnel will be screened upon entering the testing center and should only take 1-2 seconds per individual.
- Hard hats, head coverings, sweat, dirt, sunscreen or any other cosmetics must be removed on the forehead before temperature screening.
- Anyone who refuses to submit to a temperature screening or does not answer the health screening questions will be refused access to the Project Site.
- Screening will be performed at both entrances from 5:30 am to 7:30 am.; main gate [ZONE 1] and personnel gate [ZONE 2]
- After 7:30 am only the main gate entrance [ZONE 1] will continue to be used for temperature testing for anybody

gaining entry to the project site such as returning personnel, deliveries, and visitors.

- If the digital thermometer displays a temperature reading above 100.0 degrees Fahrenheit, a second reading will be taken to verify an accurate reading.
- If the second reading confirms an elevated temperature, DHS will instruct the individual that he/she will not be allowed to enter the Project Site. DHS will also instruct the individual to promptly notify his/her supervisor and his/her human resources (HR) representative and provide them with a copy of Annex A.

Planning

- Require the development of an Infectious Disease Preparedness and Response Plan that will include basic infection prevention measures (requiring the use of personal protection equipment), policies and procedures for prompt identification and isolation of sick individuals, social distancing (prohibiting gatherings of no more than 10 people including all-hands meetings and all-hands lunches) communication and training and workplace controls that meet standards that may be promulgated by the Center for Disease Control, Occupational Safety and Health Administration, Cal/OSHA, California Department of Public Health or applicable local public health agencies.⁹

The United Brotherhood of Carpenters and Carpenters International Training Fund has developed COVID-19 Training and Certification to ensure that Carpenter union members and apprentices conduct safe work practices. The Lead Agency should

⁹ See also, The Center for Construction Research and Training, North America's Building Trades Unions (April 27 2020) NABTU and CPWR COVID-19 Standards for U.S. Construction Sites, *available at* https://www.cpwr.com/sites/default/files/NABTU_CPWR_Standards_COVID-19.pdf; Los Angeles County Department of Public Works (2020) Guidelines for Construction Sites During COVID-19 Pandemic, *available at* https://dpw.lacounty.gov/building-and-safety/docs/pw_guidelines-construction-sites.pdf.

require that all construction workers undergo COVID-19 Training and Certification before being allowed to conduct construction activities at the Project Site.

Southwest Carpenters has also developed a rigorous Infection Control Risk Assessment (“**ICRA**”) training program to ensure it delivers a workforce that understands how to identify and control infection risks by implementing protocols to protect themselves and all others during renovation and construction projects in healthcare environments.¹⁰

ICRA protocols are intended to contain pathogens, control airflow, and protect patients during the construction, maintenance and renovation of healthcare facilities. ICRA protocols prevent cross contamination, minimizing the risk of secondary infections in patients at hospital facilities.

The City should require the Project to be built using a workforce trained in ICRA protocols.

II. THE DRAFT EIR IS LEGALLY AND PREJUDICIALLY INADEQUATE AS IT OMITTS CRITICAL INFORMATION.

The Draft EIR suffers from several procedural and substantive flaws and omissions. These omissions preclude informed and meaningful public participation by providing inaccurate information about the Project’s scope and resultant impacts. As such, the Draft EIR’s omissions are prejudicial, as detailed below.

In addition, the Draft EIR erroneously finds that all Project impacts will be less than significant, except for *construction* noise/vibration and further improperly finds there are no feasible mitigation measures for it. The findings of less than significant impacts, including but not limited to operational noise, are also based on omissions, inadequate studies and understatement and are also unsupported by substantial evidence.

The Draft EIR is legally inadequate as further detailed below.

A. The Project Description Is Not Accurate, Finite, and Complete, to Enable Meaningful Evaluation of Project Impacts.

The Draft EIR suffers from several significant flaws as to the project description. First, the Project description increased in *piecemeal* fashion over the years. As a result, the

¹⁰ For details concerning Southwest Carpenters’s ICRA training program, *see* <https://icrahealthcare.com/>.

Project as presented in 2017 and the Draft EIR that was ultimately developed in 2022 failed to capture various Project impacts, since the studies and comments provided on the Project as described at the time of the Draft EIR Notice of Preparation (“**NOP**”) have been largely relying on the Project description as first introduced in the initial study and NOP circulated in 2017. (**Exhibit D** [10/15/2019 Email correspondence re Project Changes, along with the Project’s 2017 Initial Study].)

This piecemeal change of the Project precluded meaningful comment on the Project and its impacts, including by various responsible agencies. For example, in its letter to the Los Angeles Department of Water and Power (“**LADWP**”) in 2020, City indicated the piecemeal increase of the Project’s scope and floor area ratio (“**FAR**”), acknowledged the Project’s General Plan inconsistency in light of its intensity, and provided striking comparisons of how the Project evolved since 2017 through 2020. (**Exhibit E** [4/8/2020 Email Communication of the City to LADWP]). City correspondence also shows that City was on notice of the problem with issuing a Water Supply Assessment (“**WSA**”) for the Project and approving water demand without first obtaining the approval of the General Plan amendment, to ensure the Project is consistent with the General Plan (**Exhibit E** [7/29/2020 Email from City to LADWP]). In fact, the Project has further evolved and increased in intensity as compared with 2020.

Where the Project was initially proposed in a smaller scale and solicited agencies’ comments on such smaller project, its later piecemeal increase prejudiced the environmental review in that there is evidence that agencies do not perform a renewed analysis but are rather more inclined to find no significant change regardless. (e.g., **Exhibit F** [1/6/2022 LADOT assessment: “DOT concurs with the analysis that the extension of the buildout year does not change any of the findings from the previous study. All of the conditions of DOT’s April 14, 2020 letter shall remain the same”].)

The Draft EIR indicates *another piecemeal change* in the Project that is reasonably foreseeable to occur and yet is not properly disclosed in the Project description: the future development of the A+D (“Architecture + Design”) Museum buildings with higher intensity uses. The Draft EIR describes those A+D buildings as vacant. Yet, per a *fine print footnote*, the A+D buildings have been vacated since 2020 and the museum is operating *virtually*, and the Project’s requested zone change will allow the Project’s *higher intensity* land uses in those A+D building as well:

At the time that the Notice of Preparation for the Project was issued (September 20, 2017), the CEQA baseline for this Draft EIR, the building was occupied by the A+D Museum. In the **summer of 2020**, the **A+D Museum moved out** of the building and **began operating virtually**. The building is currently vacant. While there **are no plans for reoccupation as of the date of this EIR**, it is **anticipated** that the building would be **re-occupied** with a use that is **consistent** with recent uses, such as the **A+D Museum**, for which the building interior **is customized**. The Project's requested discretionary approvals would not physically alter the 7,800-sf building. The Project's **proposed C2-2-RIO zoning would allow for a similar range of commercial land uses** as compared to the existing M3-1-RIO zoning. The proposed change in zoning would not expand or increase the intensity of the **allowable uses** within the building. The zoning change of the Project would actually limit the use, as some of the **currently allowed** manufacturing and industrial uses would not be allowed with the proposed C2-2-RIO zoning.

(DEIR, p. I-8, fn. 6, *emph. added*; see also DEIR, p. II-4, fn. 3.)

Based on the quoted statement, it is reasonably foreseeable that the A+D museum will be later developed with the *allowable* uses after the Project is approved, as compared with the *currently allowed* uses of a museum. Yet, this anticipated higher intensity development was concealed in the Draft EIR, short of two *fine print* footnotes. This omission affected and curtailed all impacts analysis, including but not limited to air quality, GHG, transportation, land use, and historical/cultural. This omission is therefore prejudicial as it precluded meaningful information about the Project's full scope and reasonably foreseeable impacts of the requested zoning amendments.

Second, the EIR's Project description is inaccurate and misleading, since it understates the Project's scope and inconsistency with the existing zoning by emphasizing the incremental *changes* happening in the area. For example, the Draft EIR understates the Project's FAR and presents it as 6:1 (DEIR, p. I-10) and yet, in a *fine print* footnote 8 (font size 8), the DEIR mentions that the FAR calculation is one offered by the Project's Architect. (DEIR, p. I-9). And footnote 8 in the Draft EIR – even if acceptable under CEQA for its fine print and legibility – is not clear as to whether the Project's FAR calculation or definition provided by the Project's Architect is proper:

According to the Los Angeles Municipal Code (LAMC) Section 12.03, Definitions, Floor Area Ratio is a ratio establishing the relationship between a

property and the amount of development permitted for that property, and it is expressed as a percentage or a ratio of the **Buildable Area** or Lot size. **Utilized** by the **Project Architect** for purposes of the Project, **floor area** is defined as area in square feet confined **within** the exterior walls of a building, but **not including** the area of the following: **exterior walls**, stairways, shafts, rooms housing building-operating equipment or machinery, **parking areas** with **associated driveways** and ramps, space dedicated to bicycle parking, and **basement storage** areas. However, the Project land use “**office exterior common area**” **does** contribute to the floor area, as it is a covered area (refer to floor plans, elevations, and cross-sections provided herein).

(DEIR, p. I-9, fn. 8, *emph. added.*)

The fine print statement quoted above is ambiguous as to what is the correct FAR calculation since the Draft EIR cannot delegate its objective CEQA duties to the Applicant’s Architect to disclose or calculate the FAR. The above-quoted statement also reveals that the Draft EIR fails to calculate numerous large areas as part of the FAR and thereby *understates* the FAR. E.g., elsewhere the Draft EIR notes: “Vehicle parking spaces would be provided within three subterranean levels and on the **2nd through 5th floors** of the Office Building.” (DEIR, p. I-10.) In other words, areas on the 2nd through 5th floors, as well as the basement storage areas, are currently not calculated in the FAR. Any *further* departure from the permitted 1.5:1 FAR on the Project site may indicate *additional* impacts or *more severity* in the Project’s impacts as compared with impacts analyzed in the EIR, but such severity was ignored or understated in light of the Draft EIR’s ambiguous and inaccurate project description.¹¹

Tellingly, this FAR calculation by the Project proponents appears to have been questioned by the City and Project’s Planner since its application in 2017. (**Exhibit G** [8/15/2017 Applicant’s email to the City re FAR].) However, rather than disclose the FAR issue, the Draft EIR repeatedly buries it in fine print. Doing so, it makes the Draft EIR more cumbersome, contrary to CEQA’s intent. (See CEQA Guidelines § 15140 [“EIRs shall be written in plain language and may use appropriate graphics so that decision makers and the public can rapidly understand the documents.”])

¹¹ See also, the City’s correspondence noting the FAR as being 6:1 even as of 2020, when the Project was proposed as 17-18 stories, instead of the current 19 stories in 2022. (**Exhibit E**, pp. 6 & 13 [March 24, 2020 City Letter to LADWP].)

The Draft EIR also provides, and *again in fine print*, that the FAR calculated in the Project *includes* the easements and areas that are proposed to be vacated. As such, the Draft EIR further *understates* the FAR increase of the *buildable* area as defined by the Municipal Code and the Project not only *exceeds* the allowed buildable area but also eliminates and appropriates *public rights of way*:

The Project Site area of **57,103** sf does not include the **termination of existing easements** and **proposed vacations** as indicated in Vesting Tentative Tract Map No. 74745 (Psomas, January 6, 2017). The proposed area according to the Vesting Tentative Tract Map (VTTM) 74745 is approximately **57,325** sf, which is used to calculate the Project FAR.

(DEIR, p. II-4, fine print in the chart, emph. added.) In fact, *nowhere* in the Draft EIR does it mention about *termination* of existing easements or *proposed vacations*.¹² And the discretionary actions listed in the Project description mention of no such termination or vacation either. (DEIR, pp. II-34-35 [Project will merge *previously* approved vacations of the public right of way, indicating another example of piecemealing].) This critical *omission* of the Project's proposed vacation of public rights of way and easements (other than in one fine print reference) is prejudicial and taints the entire EIR and its analysis, as such vacation may result in additional significant impacts or increase the severity of impacts that were not adequately analyzed because the issue was not adequately described (e.g., transportation/circulation, and the associated air quality, greenhouse gas emissions, noise, safety, emergency, and adverse impacts on human beings).

Third, the Draft EIR's *project description* section misleadingly includes Section 3 about the *existing* environment, even though it is appropriate under a different *baseline* section in the EIR. (*Compare*, CEQA Guidelines § 15124 [project description] with § 15125 [baseline].) Yet, by providing a description of the *baseline existing* conditions (DEIR, pp. II.4—11 [Section: "Project Site Characteristics", esp. DEIR, p. I-5 (emphasizing the commercial development trend in the area)]) *before* Section 4 on the proposed Project, the Draft EIR's project description creates a misleading account as to the significant amendments the Project is seeking and fails to disclose the Project's inconsistency with

¹² This is a further omission in the Draft EIR and is a violation of not only CEQA but also other applicable laws.

the applicable land use designation or general and community plans. As an illustration, a *fine print* footnote 15 in the Draft EIR provides:

In the existing condition, the Project Site is located on land currently zoned M3-1-RIO (Heavy Industrial, Height District 1, River Improvement Overlay). **With some limitations**, the M3 Zone allows for uses permitted in the M2 (Light Industrial), M1 (Limited Industrial), MR2 (Restricted Light Industrial), **C2 (Commercial)**, and C1 and 1.5 (Limited Commercial) Zones. Therefore, the **M3 Zone allows for commercial uses**. With the Project, the Project Site would be **re-zoned to C2**.

(DEIR, p. II-10, fn. 16, *emph. added*.) The footnote is clearly argumentative and inaccurate. And yet, an EIR must be *objective*, since an EIR is a document of accountability and information – not of persuasion or advocacy. (*San Joaquin Raptor/Wildlife Rescue Center v. County of Stanislaus* (1994) 27 Cal.App.4th 713, 738 [“Arambel's assertion at oral argument that alternative sites need not be considered because they would necessitate the loss to the town of Grayson of the “substantial benefits” the development project would bring is facile. It may be true that if the project were located elsewhere, Grayson would lose these benefits; however, if so, another community would be similarly enriched. **An EIR is not a document of advocacy but of information.**”] *Emph. added*.)

As another example of misleadingly conflating the existing and future conditions, the Draft EIR provides that the Project is located in the transit-priority area (“**TPA**”), but does not explain what constitutes the ground for such assertion and only provides a map, indicating a “former” and “future” Metro line. (DEIR, pp. II-10-11.)¹³ The Draft EIR provides no measurement of how far that Metro line is from the Project site and what is the status of that as of circulation of the Draft EIR.

¹³ Elsewhere in the Draft EIR, it provides a footnote 36, which states: “The Metro L Line (Gold) was previously accessed from the Little Tokyo/Arts District Station located at 1st and Alameda Street; however, as part of Metro's Regional Connector Transit Project, **that location has been closed**, and a new Little Tokyo/Arts District Station is under construction and will be located at 1st Street and Central Avenue. The new station will be operational in 2022 (prior to the anticipated completion date of the Project).” (DEIR, p. IV.A-36.) The dates in this statement show that the Draft EIR has not been updated to reflect changes as of 2022.

The Draft EIR also provides: “Pursuant to the Project Site’s current M3 Zoning and Height District No. 1 designation, buildings on the Project Site would be limited to a FAR of 1.5:1. In these areas, there is no maximum height limit, rather height is limited by the FAR.” (DEIR, p. II-8.) And yet, the Draft EIR does not explain why then the discretionary actions for the Project include a change from *Height District 1* to *Height District 2* and not just an approval of the FAR increase. (DEIR, p. II-34.)

Lastly, the Project’s *objectives* in the project description very narrowly drawn and mirror the Project, with its higher density uses, thereby tainting the EIR’s analysis and conclusions. For example, the Draft EIR’s Section 8, Objectives 1 and 2 provide:

1. Redevelop **low-intensity parcels** in the Arts District with a mix of **high-density commercial land uses** that provide an increased variety of job opportunities, thereby maximizing the creation of permanent jobs and economic investment in the City of Los Angeles and the Arts District.
2. Introduce a range of high quality and **high-density commercial spaces** at the appropriate scale and intensity that would supply the increasing demand for office, incubator space, and innovative campus uses in the Arts District; contribute to the demand for office space; and provide neighborhood resources for the growing residential neighborhood within the Arts District.

(DEIR, pp. II-33—34, *emph. added.*) Manifestly, the Project’s objectives intend to *change* the industrial lower intensity uses into higher density commercial use.

Similarly, Objectives 3 through the rest are narrowly drawn and mirror the Project, promoting the Project’s multi-level design and pedestrian features:

3. Support the growing community of creative and commercial uses and burgeoning residential population in close proximity with additional office and restaurant uses.
4. Represent the character of the Arts District by maintaining the bow truss structure and constructing a **complementary multi-level** building that incorporates unique exterior architectural treatments and **publicly accessible open space that acts as a visual anchor.**

5. Through the provision of the design, scale, and **height of the Office Building**, encourage **pedestrian activity and commerce**, and create **open space opportunities**, with ground floor, street-facing commercial spaces; a landscaped courtyard that would be open to public use and available for community and private events; a landscaped passageway that connects South Hewitt and Colyton Streets and promotes pedestrian access throughout the Project's street level; and balconies and a rooftop deck for the Project's office tenants.
6. Promote transit and mobility objectives and reduce VMT by providing **mixed-use commercial and office spaces** proximate to existing and planned DTLA residential land uses and public transit facilities, including the Metro L (Gold) Line Little Tokyo/Arts District Station located at 1st and Alameda Streets, as well as the Metro and DASH bus stops located near East 4th and South Hewitt Streets.
7. Encourage the use of alternative forms of transportation through the provision of **bicycle parking and showers; charging stations for electric vehicles; and preferential parking** for fuel-efficient, low-emission, and carpool/vanpool vehicles.
8. Reduce the consumption of energy and water and minimize impacts on the environment through sustainable design features.

(DEIR, p. II-34, *emph. added.*)¹⁴

These overly narrowly drawn project objectives are legally inadequate for a project description since they preclude potential mitigation or a reasonable range of alternatives, by focusing on the Project's basic objective to "provide a high-density, mixed-use, commercial office project that provides job opportunities in proximity to public transit and other commercial and residential land uses to the same extent as the Project, because the office uses of the Project would be replaced with live/work residential uses." (DEIR, pp. I-27—28 & I-30). (*We Advocate Through Environmental Review v. County of Siskiyou* (2022) 78 Cal.App.5th 683, 692 ["In taking this artificially

¹⁴ Contrary to the EIR, Objectives 3-8 can be obtained through a reduced Project alternative with *lower* FAR and *industrial* uses, but the Draft EIR does not list such an alternative.

narrow approach for describing the project objectives, the County ensured that the results of its alternatives analysis would be a foregone conclusion. It also, as a result, transformed the EIR's alternatives section—often described as part of the “core of the EIR” (*In re Bay-Delta, supra*, 43 Cal.4th at p. 1162)—into an empty formality.”)]

In sum, the Draft EIR's project description is inaccurate, incomplete, and misleading, as it does not reflect the reasonably foreseeable full scope of the Project and conceals the Project's inconsistency with the current applicable zoning and General Plan. The Project objectives are also narrowly drawn, turning the EIR into a mere formality. The Draft EIR's project description is also inadequate, in view of continuous changes and piecemeal increases in the Project since 2017. The Draft EIR's inaccurate project description is fatal and requires revision and recirculation. (*San Joaquin Raptor/ Wildlife Rescue Center v. County of Stanislaus* (1994) 27 Cal.App.4th 713, 730 [“Since “[a]n accurate, stable and finite project description is the *sine qua non* of an informative and legally sufficient EIR” (*id.* at p. 193, 139 Cal.Rptr. 396), even were the FEIR deemed to be adequate in all other respects, the selection and use of a “truncated project concept” violated CEQA and mandates the conclusion that the County did not proceed “ ‘in a manner required by law.’ ” (Cit. omit.).)]

B. The Draft EIR's Baseline Is Fatally Inaccurate.

An inaccurate baseline taints the entire EIR analysis, as occurred here. Based on CEQA, the Draft EIR's baseline must be set as of the time the NOP was circulated, here, 2017. (CEQA Guidelines § 15125(a)(1).) Yet, the Draft EIR provides baseline conditions without specifying any timing and instead generally referring to “recent” conditions. Yet, a lot has changed since 2017, both in the Project and its surrounding.

First, as noted above in the Section A, *supra*, the Draft EIR provides a misleading account of the A+D Museum buildings. As of the 2017 NOP, those buildings were occupied by the Museum; the change occurred in 2020 when the Museum – perhaps due to COVID-19 pandemic – started operating virtually. Yet, the Draft EIR's *project description* section portrayed those buildings as “vacant” for purposes of the Project's scope. And here, in the *baseline* section – for purposes of baseline conditions *against which* the Project's impacts will be measured, the Draft EIR does *not even* identify the buildings as related to the A+D Museum, but rather vaguely describes those and their associated storage area as a “commercial” structure:

The Project Site is currently occupied by **four structures** -two **occupiable** and **two storage** accessory structures. One **occupiable** structure with a commercial use is located at the southeast corner of Colyton and East 4th Streets. A storage space for the commercial use (located southeast of the commercial use in a separate 1,000-square foot structure), a one-story office structure and related garage/storage space (6,030 square feet combined), and associated surface parking lots (approximately 39,751 square feet) are also located on the Project Site.

(DEIR, p. III.2, *emph. added.*)

The Draft EIR's failure to identify, in the EIR's *baseline* section, the potentially historical structure of the A+D Museum building located at the Project site and the fact that the 1,000 sq. ft. storage area (to be demolished) is part of such potentially historic building and therefore also having historical significance is prejudicial since it fails to provide an accurate statement of the existing conditions and uses. The fact that the Draft EIR identifies those buildings in other sections, such as *project description*, is irrelevant and does not cure the inadequacy of the Draft EIR's *baseline* section.

Similarly, the baseline description of surrounding uses omits the presence of the *other* potentially historical resources (disclosed later in the Draft EIR) and the fact that the Project and surrounding structures are located in *a historic district* per the 2016 LA Survey. (DEIR, p. IV.I-25—26.)

Second, the EIR uses general statements as to the surrounding uses and does not specify the timing of the “recent” changes it seeks to portray:

In **recent** years, the subareas of the Community Plan area, within which the Property is located, have been **transforming** from a **predominantly industrial** area to one that is comprised of old warehouses **now converted** to artists' lofts and studios. In addition, with the advent of the City's Adaptive Reuse Ordinance, the **converted** buildings now operate as **live/work** and **commercial uses**; thus, there is a growing residential population and **commercial-oriented** uses within the Community Plan area.

(DEIR, p. III-2, *emph. added.*)

The EIR's failure to identify the dates of such "recent" changes and its continued emphasis of commercial uses is misleading as it understates the change the Project causes and its inconsistency with the current zoning and applicable land use plans.

Third, the Draft EIR's baseline section includes a list of *related projects* (DEIR, pp. III-4—12), which is misplaced and outdated. As also noted in the Draft EIR, such list is required under CEQA Guidelines § 15130, and for purposes of *cumulative impacts* analysis. Yet, the related projects list is provided in the *baseline* section. (CEQA Guidelines § 15125.) Also, the related projects' list is outdated. The Draft EIR claims that the list is one provided by LADOT as of 2017 (DEIR, p. III-4), and yet in *fine print* footnote "a" in the chart, the Draft EIR provides that the related projects list was provided by LADOT in 2019. In any case, the Draft EIR was circulated in 2022, and – as evidenced by the piecemeal increase of the Project itself since 2017 – it is reasonably foreseeable that the Project area is now surrounded by *more or changed* related projects than those listed in the EIR as of 2019. (*See also*, various footnotes in the chart at DEIR, p. III-12.) The EIR's misplacement of the related projects and its failure to capture all of the related projects makes the Draft EIR inadequate also for purposes of the Project's cumulative impacts analysis.

In sum, the Draft EIR's baseline is fatally inaccurate as it fails to disclose the actual existing conditions on the Project site as of 2017 when the Notice of Preparation was issued and inflates it by presenting various "recent" changes in the area. It also conceals the fact that the presently vacant "occupiable" commercial structures belong to A+D museum and the entire site and its numerous surround structures are part of a historic district. The Draft EIR's baseline is also inaccurate as it includes the related projects list, which, in addition to being misplaced in the *baseline* section, is also outdated and does not capture the changes within the listed projects, as well as the quantity and scope of projects as of 2022 when the Draft EIR was circulated.

C. The Draft EIR's Alternatives Are Legally Inadequate In Light of the Overly Narrow Objectives and Leave Out Feasible Alternatives.

The Draft EIR's alternatives are legally inadequate. First, as noted in Section A, *supra*, the alternatives are legally inadequate in light of the overly narrow Project objectives, which leave no room for flexibility to consider purely industrial development. In CEQA, alternatives are the core of the EIR since they help reduce the Project's potentially significant impacts. The Draft EIR here admits that a reduced size of the Project would lessen the Project's various impacts; yet, it chooses not to proceed with

a lower density or reduced size only because it would not meet the Project’s “basic” objective of the higher density mixed use development. (DEIR, p. I-27—31.) For example, the Draft EIR provides:

As with the Project, Alternative **2** includes no residential units. However, Alternative **2** would not meet the **basic** Project objective to redevelop the urban infill Project Site **and** provide a **high-density, mixed-use, commercial office** project that increases job opportunities in proximity to public transit and other commercial and residential land uses to the same extent as the Project, because its **reduced density** would provide **substantially fewer jobs**. Alternative **2** would also result in similar impacts as the Project, and, **due** to the **reduced scale** of development to be constructed and operated, the relative impacts of Alternative **2** would **generally** be **less** in comparison (such as to **air quality, energy, GHG, and utilities and service** systems, for example).

(DEIR, p. I-28, *emph. added.*)

Second, the Draft EIR’s description of Alternatives is not accurate. Thus, the Draft EIR provides that, with Alternative 2, there would be no need for a general plan amendment or zone change, claiming it will be consistent with C2 zoning:

As Alternative **2** would be developed **in accordance with** the existing City of Los Angeles **Municipal Code** (LAMC) Zoning and **Community Plan land use** designation for the Project Site, it would **not** require the **General Plan** Amendment, Vesting **Zone Change**, Height District Change, or **Conditional Use** approval to permit a Major Development Project resulting in 100,000 square feet or more of floor area in non-residential uses in the **C2 Zone** that the Project would require.

(DEIR, p. I-28—29, *emph. added.*)

And yet, the Project is proposed in an *industrial* M3 zone – not *commercial* C2 zone; similarly, the Project’s land use designation in the community plan and general plan is industrial, and the City is aware that the Project is *not consistent* with the General Plan. As described by the Project Planner William Lamborn in his letter to the LADWP:

Proposed General Plan Amendment and Zone Change

The Project **does not generally conform** with the **use** and **intensity** of development **currently permitted** by the General Plan for this site. The Project Site is currently designated for Heavy Industrial land uses and zoned M3 (Heavy Industrial) under the General Plan. **In order to develop** the Project, the following entitlements are required: (1) **General Plan Amendment** to **change** the **land use designation** from **Heavy Industrial** to **Regional Center Commercial**; (2) Zone Change from the M3 Zone to the C2 Zone; (3) Height District Change from Height District No. 1 to Height District No. 2; (4) Master Conditional Use Permit approval to permit sale and dispensing of a full line of alcohol beverages for on-site consumption for up to six establishments for a total of 15,949 sf; (5) Conditional Use approval to permit a Major Development Project over 100,000 square feet or more of floor area in nonresidential uses in the C2 Zone; (6) Site Plan Review approval for a development project that results in an increase of 50,000 square feet of non-residential floor area; (7) a Vesting Tentative Tract Map to merge the existing lots and subdivide into 13 lots – one master lot and 12 airspace lots; and (8) a Waiver of Street Dedications and Street Improvements.

(**Exhibit E**, p. 12, *emph. added*.)

As such, the Draft EIR provides an inaccurate description and analysis of Alternative 2 and presents it as consistent with the land use designation, whereas it is not. *See also*, Table 11 Project Development Comparisons (**Exhibit E**, pp. 12-13), comparing the General Plan designation and the Proposed Project:

Table 11
Project Development Comparison

	Existing Under General Plan	Project
Land Use	Heavy Industrial	Regional Center Commercial
Zoning	M3 Zone	C2 Zone
Height District	Height District No. 1 permits max 1.5:1 FAR	Height District No. 2 Permits max 6:1 FAR

	Existing Under General Plan	Project
FAR	1.5:1	6:1
Floor Area	85,988 sf gross floor area	343,925 sf floor area
Density	0	0

(**Exhibit E**, pp. 12-13 [March 24, 2020 William Lamborn’s (City) Letter to Richard F. Harasick (LADWP)].)

Further, to the extent the Alternative 2 description relies on C2 *use* in M3 zoning, it does not state so and instead uses the phrase of “C2 zone”.¹⁵ To the extent the Draft EIR relies on *future* changes planned under the Community Plan update for the area, those changes have not occurred and the Draft EIR cannot present those as a *fait accompli*.

Similarly, the EIR’s description of Alternative 3 is inaccurate, as it seeks to present it as compatible with the *proposed* community plan update, which has not yet been approved:

The **draft** Downtown Community Plan land use designation for the Project Site is proposed to be **Hybrid Industrial**, with **base zoning** of

¹⁵ As noted *supra*, the Draft EIR appears to argue elsewhere that C2 use is a permitted use in M3 zoning, with “some limitations,” which limitations are not presented in the EIR, and the EIR admits that the Project still has to “re-zone” the area into C2. (DEIR, p. II-10, fn. 16.) While C2 “use” is not the same as C2 “zone,” the EIR’s conclusion about permitted uses is inaccurate as well. Thus, the permitted uses under M3 do not include a restaurant or office buildings as the Project proposes and its Café and other commercial uses require conditional use and other permits (see pp. 121-132 of List No. 1 of Uses Permitted in Various Zones in the City of Los Angeles (the list link is [here](https://planning.lacity.org/odocument/647665b9-6246-4eaf-a70c-f06285ff28c4/UseListMemo.pdf) [also, under <https://planning.lacity.org/odocument/647665b9-6246-4eaf-a70c-f06285ff28c4/UseListMemo.pdf>])). As such, the proposed “8,149 square feet of restaurant space, as well as 70,039 square feet of new office space” under Alternative 2 would not be a permitted use under M3, without an amendment of the general plan’s land use designation and zoning.

In addition, the EIR is unclear on how a 10-story development can reasonably have an FAR of 1.5:1 and be described as: “[t]he proposed structure for Alternative 2 would reach a maximum height of **108.5 feet**, with five occupied stories above grade (including two parking levels) and no subterranean development, with a FAR of **1.5:1**.” (DEIR, p. I-28.) The EIR miscalculates and understates the FAR in Alternative 2 by discounting certain areas and including additional areas as part of its lot area, as described in Section A [Project Description], above.

mid-rise broad form 3 (MB3), daylight factory frontage and development standard 5 (CDF1-5), and use district IX4, within the floor area density district (MB3-CDF-1-5) (IX-4-FA) (CPIO). This zoning allows a **FAR of 1.5:1**, and **live/work** units in this zone must be 1,000 square feet in size or greater.

(DEIR, p. II-29, *emph. added*.)¹⁶ As such, the EIR's reference of future changes in the area is misleading and irrelevant, since those changes are not and might not be approved at all.

In addition, Alternative 3 is not compatible with the proposed Community Plan update either, in light of its mass, scale, and uses, including but not limited to the 8,149 sq. ft. restaurant use. The Draft EIR describes Alternative 3 as:

In accordance with the **allowable** land uses and **zoning** specifications described above from the draft **Downtown Community Plan**, Alternative 3 would provide **8,149 square feet of new retail/restaurant** space, which would include the existing **7,800-square-foot building** fronting Colyton Street, as well as **70,039 square feet of new residential** space, comprised of **44 live/work units**. Alternative 3 would provide 89 parking spaces. The proposed structure for Alternative 3 would reach a maximum height of **96 feet**, with **five occupied stories above grade** (including one parking level) and **no subterranean development**, with a **FAR of 1.5:1**. The design of Alternative 3 would be similar to that of the Project; incorporating both industrial elements (such as concrete surfaces; small, steel-framed glass windows; large bifold doors; and utilitarian detailing) that reflect the character of the Arts District, as well as modern elements. The total floor area of Alternative 3 would be 85,988 square feet (a net increase of 71,158 square feet).

As Alternative 3 would develop **primarily live/work residential uses** and **not office uses**, it would not meet the basic Project objective to

¹⁶ None of the City's provided hyperlinks or reference to the Downtown Community Plan leads to the actual Community Plan Draft. (E.g., at DEIR, p. I-29, fn. 9) The links lead to a general website where public has to research and conduct a separate search in order to find the Community Plan in question. (See, **Exhibit H** [printout of the link provided by the City at DEIR, p. I-19, fn. 9].) As such, the Draft EIR is also inadequate in its *quality* of presentation.

redevelop the urban infill Project Site and provide a high-density, mixed-use, commercial office project that provides job opportunities in proximity to public transit and other commercial and residential land uses to the same extent as the Project, because the office uses of the Project would be replaced with live/work residential uses.

(DEIR, p. II-29, emph. added.)

Yet, the Draft EIR for the *Community Plan Update* underscores the importance of a lower FAR in the Arts District, where the Project is, including in order to preserve the ecological resource of the Los Angeles River:

Arts District. The Arts District is located in the eastern portion of the Downtown Plan Area and predominantly consists of industrial, manufacturing, and wholesale uses and has been transitioning to a more mixed-use environment in the recent past. Many of the existing **low-scale** warehouses and industrial buildings have been **converted into live/work**, commercial, and institutional uses. New mixed-use buildings with housing, commercial, light production, restaurants, retail establishments, and business incubation uses have been constructed and other similar projects have been proposed. The Arts District is predominantly designated **Heavy Manufacturing, with M3 Heavy Industrial zoning**, which allows for the widest range of industrial uses including commercial, manufacturing uses, and storage. The area assigned **Height District 1** allowing for up to **1.5:1 FAR** with no height limitations. The **Los Angeles River is an important ecological feature**, a portion of which is located in the Arts District on the eastern edge of the Downtown Plan Area. The Los Angeles River was once a free-flowing waterway but was encased in concrete in the 1930s as part of a flood control project undertaken by the United States Army Corps of Engineers (“CoE”). **Efforts being led by the CoE and the City of Los Angeles are now underway to restore some of the river’s natural qualities** over the coming decades. The rail corridor that runs adjacent to the length of the River was constructed in the early 1900s, as part of the Atchison, Topeka & Santa Fe Railway operating a system of both passenger and freight services. The **area adjacent to the river** is regulated by the **River Improvement Overlay (RIO)** which is

further described under Regulatory Setting: Specific Plans, Planning Overlays, and Redevelopment Plans.

(Draft EIR for the Downtown Community Plan, Project Description, p. 3-14, *emph. added.*)¹⁷

In addition, the Downtown Community Plan emphasizes the *limitations* of the proposed Hybrid Industrial zoning, which the Draft EIR here does not mention:

Hybrid Industrial (13% of Downtown Plan Area)

Hybrid Industrial areas preserve productive activity and prioritize employment uses, but **may accommodate live/work uses or limited residential uses**. The building form ranges from Very Low Scale to Mid Rise. Uses include light industrial, commercial, and office, with selective live/work uses. The purpose of this designation is to balance live/work residential uses, with production and employment activity that is supported by commercial, retail, hotel, and community amenities. Hybrid Industrial areas are characterized by the Form Districts with maximum allowable FARs ranging from 3:1 to 6:1, with height limits for portions located in proximity to the river. Development regulations emphasize high-quality new construction and repurposed structures to promote a resourceful approach to urban development that can evolve over time. These Form Classes shape development patterns in traditionally industrial areas, and require that large blocks include new pedestrian connections to maintain a balance between facilitating goods movement activity and achieving pedestrian safety and comfort. Hybrid Industrial areas are characterized by the Industrial Mixed Use District, specifically, **Industrial-Mixed Hybrid 1 (IH1)** and Industrial-Mixed Hybrid 2 (IH2). These variations require each development to dedicate a base amount of floor area towards production spaces such as office, research & development, clean-tech, wholesale, heavy commercial, and light industrial uses supported by daily retail and service needs. **Live/work units and adaptive reuse** to household living are the **only permitted** types of **housing in IH2**, and IH1 allows for all types of housing. The

¹⁷ https://planning.lacity.org/eir/downtownCP_newZoningCode/deir/Deir%20Sections/3_Project%20Description.pdf

IH2 use district includes **regulations for the size of live/work units** and requires a minimum area allocated towards non-residential uses permitted in the Office Use Group, or the Agricultural, Heavy Commercial, and Light Industrial Use Categories.

(Draft EIR of Community Plan Update, Project Description, p. 3-31, *emph. added.*) The Draft EIR here does not address all the limitations in the updated Community Plan for the proposed change, including the addition of *restaurant* uses, and whether the proposed *construction* of 44 live-work units meet the narrow limitations in the new zoning even under the Community Plan update. Neither does the Draft EIR here explain how a 96-foot high building will meet the low FAR of 1.5:1, especially in view of the Project's proximity to the LA River and the efforts to restore the LA River's natural qualities in the next decades. To the extent the Applicant is miscalculating and understating the FAR here, including through suggested above-ground parking level and counting the easement and other areas for the FAR gross buildable area, the Draft EIR's description of the Alternative 3 is also inaccurate.

The Draft EIR's Alternative 3 is also ignoring the presence of the A+D Museum, and in fact appears to suggest that the A+D museum will be converted into a restaurant: "Alternative 3 would provide **8,149 square feet of new retail/restaurant** space, which would include the existing **7,800-square-foot building** fronting Colyton Street." (DEIR, p. II-29.) As such, Alternative 3 may have more impacts on the potentially historical resource, which the Draft EIR is silent about.

In addition, the EIR does not seem to include feasible alternatives. For example, there is no *purely industrial* development alternative, which would not include any *restaurant* use, to be consistent with the land use designation. There is no *development* alternative that would propose a low-rise development consistent with the FAR of 1.5:1 that would also be consistent with the efforts of preserving the LA River's natural qualities. There is no *development* alternative that unambiguously preserves the potentially historical resource of the existing 7,800 A+D Museum building and its associated 1,000 storage area, to also be consistent with the overall character of the historical district the Project is in.

The EIR's discussion of alternatives is also incomplete as it does not list a *preferred* alternative, distinct from an environmentally superior one. While the EIR mentions

that Alternative 2 is environmentally superior, it also lists a number of reasons against choosing it, leaving the public in doubt as to whether the City or the Applicant treats Alternative 2 as the *preferred* alternative. As in *Washoe Meadows Community v. Department of Parks & Recreation* (2017) 17 Cal.App.5th 277, 288-289 (“Washoe Meadows”), the EIR here with two inaccurately described development alternatives presents a “moving target” (*id.*) and precludes informed decisionmaking.

In sum, the EIR’s description of Alternatives is inadequate in both quality and quantity and the EIR is therefore legally inadequate to be certified. The Draft EIR must be recirculated to provide a preferred alternative and an accurate range and description of alternatives, to allow a meaningful and informed evaluation of the Project’s and its Alternatives’ impacts and to enable an informed choice.

D. The Draft EIR Does Not Adequately Disclose the Project’s Significant Impacts and Its Findings of Less Significant Impacts or No Impacts, Along with Mitigation Measures, Are Not Supported.

The EIR reviewed a number of potentially significant impacts but eventually found that the only significant and unavoidable impact is construction noise and vibration. These findings lack substantial evidence for several reasons. First of all, the Draft EIR understates the scope of the Project through misleading calculations of the FAR, misleading assumptions that certain proposed Community Plan updates or zone changes have already occurred, and therefore not considering the impacts of those changes here.

Second, to the extent the EIR’s Alternative 3 proposes a development in line with the *proposed* community plan update, it fails to consider the impacts of such change. Yet, the City’s Community Plan Updated Draft EIR identified several significant impacts, including on air quality, transportation, GHG, and historical resources.¹⁸ The

¹⁸ See Draft EIR for the Community Plan, esp. pp. ES-5—7 at https://files.ceqanet.opr.ca.gov/10258-2/attachment/P_GLt96PFCHYcApzG0dJ0S8DYnhikvGE7p2EFK-K8CqapYoQWCix9YBHYICzolSu5TbOSZFH7SI3vYk0 See also, Draft EIR for Community Plan Update, p. 5-3, stating that air quality, biological, geology impacts and others were found to be significant but reduced through mitigation measures; pp. ES-3 through ES-45, finding cumulative air quality, transportation, historical resources impacts to be significant.

We incorporate by reference all the findings and analysis of the Draft Community Plan Update EIR here.

Community Plan Update EIR and its findings of various potential impacts is substantial evidence that the Project's Draft EIR's findings here of only *construction* noise impacts being significant and unavoidable is unsupported.

Third and more specifically, the EIR's analysis of various impacts is inaccurate as it omits critical information, as detailed in the Project Description, *supra* (e.g., omitted higher intensity use of the A+D Museum buildings; piecemeal increase of the Project since 2017) and as also further detailed below.

1. Construction Noise Impacts

The Draft EIR admits that the *construction* noise impacts will be significant and unavoidable. And yet, it does not explain why those impacts will be unavoidable: the Project can be constructed in a reduced scale, which, in turn, may avoid those impacts. While construction of a reduced scale project may not be as preferable or profitable to the Applicant, it is not infeasible. The EIR thus fails to apply feasible mitigation.

In addition, the EIR provides *reasons* why City should approve the Project with significant and unavoidable construction/vibration noise impacts, which are primarily based on the overly narrow Project objectives of creating a higher density mixed use commercial development. (DEIR, pp. V4—7.) As such, the EIR's overly narrow Project objectives have tainted not only the *alternatives'* analysis (as noted *supra*), but also the noise (and other) *impacts* analysis. The EIR's analysis and reasoning is therefore legally inadequate as it relies on narrowly defined project objectives.

Further, the EIR's analysis that the Project will comply with certain code regulations is improperly listed as a reason to allow the significant noise impacts. Yet, compliance with code is mandatory and is not a reason to relax noise thresholds. In addition, the Project is proposed in the River Improvement Overlay Zone, which provides strict requirements as to noise increases not to exceed 5 dBA. Yet, the EIR does not analyze whether the Project is consistent with the RIO requirements and appears to bluntly violate those.

To the extent the EIR's reasoning for allowing the noise impacts to remain significant and unavoidable may will later be claimed as a reasoning for the Statement of Overriding Considerations (“**SOC**”), such reasoning is legally and factually unsupported for all the reasons stated above.

2. Air Quality Impacts

The EIR's air quality analysis is inadequate in view of significant omissions and failures of good faith disclosure. First, in a *footnote*, the Draft EIR suggests that the A+D Museum building will continue operating with uses consistent with the Museum:

At the time that the Notice of Preparation for the Project was issued (September 20, 2017), the CEQA baseline for this Project, the building was occupied by the A+D Museum. In the summer of 2020, the A+D Museum moved out of the building and began operating virtually. The building is currently vacant. While there are no plans for reoccupation as of the date of this Draft EIR, **it is anticipated** that the building would be **re-occupied** with a **use** that is **consistent** with **recent uses**, such as the **A+D Museum**, for which the building interior is customized. The Project's requested discretionary approvals would not **physically** alter the 7, 800-sf building.

(DEIR, p. IV.A-23, fn. 26, *emph. added.*) And yet, the above-quoted footnote 26 critically *leaves out* what *other* footnotes in the Draft EIR have disclosed earlier:

While there **are no plans for reoccupation as of the date of this EIR**, it is **anticipated** that the building would be **re-occupied** with a use that is **consistent** with recent uses, such as the **A+D Museum**, for which the building interior is customized. The Project's requested discretionary approvals would not **physically** alter the 7,800-sf building. The Project's **proposed C2-2-RIO zoning would allow for a similar range of commercial land uses as compared to the existing M3-1-RIO zoning**. The proposed change in zoning would not expand or increase the intensity of the **allowable uses** within the building. The zoning change of the Project would actually limit the use, as some of the **currently allowed** manufacturing and industrial uses **would not** be allowed with the **proposed C2-2-RIO zoning**.

(DEIR, p. I-8, fn. 6, *emph. added*; see also DEIR, p. II-4, fn. 3.) The above-quoted passage clearly shows that a *more intensive* C2 use will be allowed and is contemplated, and yet it is not properly disclosed in the appropriate *air quality* impacts section. Even if the A+D building is not *physically* altered, it is reasonably foreseeable that it can be put

into yet another higher intensity *restaurant* use under the proposed C2 zoning under the Project. In that case, the Project's air quality emissions of the A+D Museum's 32 trips disclosed in the EIR will be far exceeded and are yet being ignored in the EIR. Thus, the EIR is inadequate for both failure of making a good faith disclosure of the anticipated and reasonably foreseeable higher intensity uses in the A+D Museum building and for failure to analyze, quantify and mitigate the *additional* air quality impacts that such higher intensity uses may allow at the Project site.

Moreover, to the extent the A+D Museum's operation – now virtual, per the EIR – may be relocated to another place, that relocation and its associated impacts are still part of this Project and must be analyzed and factored in. Those are not eliminated and instead have to be added to the Project's air quality analysis.

The EIR admits that there are at least two sensitive receptors next to the Project. (DEIR, p. IV.A-24.) So the Draft EIR's omission of air quality impacts associated with the potential higher intensity use of the A+D Museum building as well as the relocation of the Museum's operation to another place caused by the Project may have more severe air quality impacts on those sensitive receptors, which have not been adequately addressed in the EIR.

Second, the Draft EIR's analysis of air quality impacts improperly relies on the comparison of increase of jobs under the Project with the *regional* assumptions under 2016-2040 RTP/SCS and concludes that the air quality impacts of the Project are not significant only because the Project will bring "a net increase in employment opportunities of 1,270 employees" as compared with the 2.5 million jobs projected in the City, representing a 0.05 or 0.06 percent increase. (DEIR, p. IV.A-35—36.) But the Draft EIR ignores the fact that the 2016-2040 RTP/SCS assumptions are based on the zoning and development under the *existing* General Plan and Community Plan or land use designations in the City (i.e., low intensity heavy industrial M3 zone), whereas the Project is absolutely inconsistent with those uses and seeks to amend those plans and zoning to put the Project site to more intensive uses than were assumed by SCAG.

Third, the Draft EIR's *cumulative* air quality impacts analysis is flawed as it relies on: (1) claimed *speculative* nature of impacts of the 137 related projects and is based on the 137 related projects' list that has not been updated since 2017 or 2019; and (2) claim that since its estimate of the Project's individual air quality impacts is less than significant, then its cumulative air quality impacts are also less than significant. Since the EIR's *individual* air quality analysis for the Project is flawed (including due to the omission of

higher intensity uses in the A+D Museum building, relocation of the Museum, as well as the flawed consistency analysis under SCAG's 2016-2040 RTP/SCS assumptions), the Draft EIR's conclusion as to *cumulative air quality impacts* is also flawed.

Lastly, the Draft EIR does not consider the air quality impacts associated with the transportation of hazardous materials and potentially contaminated soil (for which a Phase II environmental site assessment is deferred and is to be conducted), as well as the air quality impacts of the remedial measures associated with the removal and cleanup of the Project site in accordance with Phase II Subsurface Site Investigation recommendations, as well as grading and construction in an officially mapped methane zone where the Project is. The noted issues may significantly increase the air quality pollution and impacts and affect the sensitive receptors nearby; yet, they are not duly accounted for in the Draft EIR's individual and cumulative air quality analysis.

In sum, the Draft EIR's air quality analysis is flawed in light of critical omissions, and the Project may have significant impacts, including on sensitive receptors and human beings nearby, requiring mandatory findings of significance for both adverse impacts on human beings as well as the cumulative impacts of the Project.

3. Biological and Other Impacts

The EIR improperly dismisses numerous Project impacts. First, as a general matter, to the extent the Draft EIR's conclusion of no impacts is based on the discussions and conclusion in the 2017 Initial Study, those conclusions lack substantial evidence in view of significant changes in the Project itself (it grew much bigger after 2017), as well as in the Project's surrounding circumstances. The Draft EIR states:

As **evaluated** in **Appendix A2, Initial Study**, and Chapter V, Other CEQA Considerations, The Project would not result in significant impacts related to Aesthetics, Agriculture and Forestry Resources, **Biological Resources**, Mineral Resources, Public Services -School Services, Public Services -Parks, **Public Services -Other Public Facilities**, Recreation, or Wildfire. Therefore, no further analysis of **these topics** is required or provided in this alternatives analysis.

(DEIR, p. IV-12, *emph. added*.) The emphasized impacts' findings are particularly inaccurate as they rely on the 2017 data and ignore the changes that occurred later.

Second, particularly as to the Project's biological impacts, there is no substantial evidence that the Project will have no impacts as the EIR claims. Thus, as of 2017,

when the initial study was conducted, the A+D Museum was operating; yet, since 2020 and through this date, the A+D Museum and its related structures, including storage areas, are reportedly “vacant.” As such, the *vacant* A+D Museum and the structures nearby may now house bats, which are on decline in California and are especially protected by the California Department of Fish and Wildlife (“**CDFW**”). In fact, CDFW requires to report bat colonies and to prevent their decline.¹⁹ The EIR fails to address the issue of vacant structures on the Project site.

In addition, the Draft EIR mentions about the removal of several trees in the public right of way; it is unclear what kind of trees are those and what kind of trees or shrubs are generally present on the Project’s site. It is also unclear if the Project site contains valuable habitat for special status species, plants, animals or wildlife, especially in view of its proximity to the LA River.

Third, in view of the continual increase of the Project and its intensity, as well as the reasonably foreseeable higher intensity use of the A+D Museum building upon re-zoning of the Project site as proposed, the Project may have more severe impacts on *public services* and require more police or firefighter facilities than considered in the 2017 Initial Study.

Thus, the Draft EIR’s conclusions of no impacts are unsupported.

4. Cultural and Historical Resources

The EIR underreports impacts to cultural resources and critically omits information about potential historical resources at and around the site which may be impacted by the Project. First, the documents obtained through our Public Records Act (“**PRA**”) request show that the City did not conduct an adequate tribal consultation as required by law, short of a formality. (**Exhibit I** [January 4-11, 2022 Email Correspondence and the attached January 6, 2022 Letter; December 28, 2021 Email Correspondence to/from City/Tribe; and 7/12/2017 Email to City from the Tribe requesting tribal monitoring during Project construction].)

As evidenced by **Exhibit I**, *supra*, the tribal consultation (under AB 52) with Gabrieleño Band of Mission Indians – Kizh Nation (“**Tribe**”) on December 15, 2022 resulted in a disagreement with the City, where the Tribe reported that the Project site is sensitive but the City found that the Tribe provided no specifics as to the Project

¹⁹ <https://wildlife.ca.gov/Conservation/Mammals/Bats/Report-Colony>

Site so as to mandate monitoring by the Tribe during grading. Yet, the Tribe provided detailed reasons on why it believes the Project site is sensitive and may contain tribal and cultural resources.

As to AB 52 and CEQA requirements and mitigation of impacts on cultural resources, City only added what seems to be an *ineffective* mitigation measure as a condition of approval: it only requires the Permittee to “temporarily stop” grading if they encounter an archeological resource and to report it to the City, and it further provides that the City attorney may consider the information confidential and not share it with the public. Also, per the devised condition of approval, “[t]he project Permittee shall implement the tribe’s recommendations if a qualified archaeologist, retained by the City and paid for by the project Permittee, reasonably concludes that the tribe’s recommendations are reasonable and feasible.” (**Exhibit I** [Last page, Conditions of Approval].) The City’s produced email omitted the attached file with the mitigation condition as devised and requested by the Tribe, and the City’s ultimate conditions show that they provide for no permanent monitoring by the Tribe during the entire construction period, as previously requested by the Tribe in 2017. As such, City’s tribal consultation violates AB 52 and the City’s devised conditions of approval or mitigation measure are illusory and non-binding.

Second, the Draft EIR admits that the Project Site is included in a historically significant district. (DEIR, p. IV.B-30—37.) The Draft EIR acknowledges the presence of several buildings described as A+D Museum *on* the Project site. (*Id.* and esp. DEIR, pp. IV-B-33—36.) City acknowledged that the Project site contains “A+D Museum” building: “The proposed project remains to be the construction of 311,682 square feet of office space and 8,149 square feet of commercial space and **retention** of the **existing A+D Museum** building.” (**Exhibit F** [1/6/2022 Email Correspondence].) Yet, the Draft EIR downgrades the existence of the “museum” building, stating: “The Project Site is currently comprised of a building **formerly occupied** by the A+D Museum and an associated storage building, a law office and associated garage/warehouse, and surface parking areas.” (DEIR, p. IV.B-33, *emph. added*.) The Draft EIR lists various alterations that occurred in A+D buildings (DEIR, pp. IV.B-33—36), including due to fire damage, and concludes *in the alternative*:

As supported by the SurveyLA findings,³² a **lack** of California Historical Resources Inventory and SCCIC records for these properties, **and/or** the **alterations** conveyed above from the Historical Resources Technical

Report (**Appendix C2**), the **four structures** and the **parking lot** located on the Project Site are **not individually eligible** for listing as historical resources and **do not contribute** to the historical significance of the **potential Historic District**. **Therefore**, the **existing** structures/features that are located on the Project Site are **not considered** historical resources for purposes of this CEQA analysis.

Fn. 32: “Los Angeles Historic Resources Survey. 2016. SurveyLA: Central City North Individual Resources. September 29.”

(DEIR, p. IV.B-36, *emph. added.*) The EIR’s *alternative* conclusion is speculative and unsupported to qualify for substantial evidence.

Similarly, the Draft EIR admitted that the 2022 Historical Resources Technical Report in Appendix C2 relied on the prior 2016 SurveyLA finding, but performed no specific historical resource study for the Project site:

As outlined in guidance provided by the **OHR**²⁰ and described in the Historical Resources Technical Report (Appendix C2), **if** a SurveyLA **finding is not** in question, an **assessment of significance** and **eligibility** evaluation for an individual resource or a historic district is **not required**. The Historical Resources Technical Report (Appendix C2) accepts the SurveyLA findings and **does not re-evaluate** the on-site structures or contributing properties in the Project vicinity for individual eligibility.³¹

Fn. 31: Historic Resources Group. 2022. Historical Resources Technical Report for the 4th and Hewitt Project . February.

(DEIR, p. IV.B-31, *emph. added.*) The EIR’s reliance on the 2016 SurveyLA findings is misplaced in view of limitations of that survey and its purposes.

The Draft EIR’s analysis of historical resources *existing* on the Project site and the Project’s impacts thereon is inadequate for several reasons. First of all, it refers the public to Appendix C2, which further appears to rely on the 2016 Survey, which itself

²⁰ The Draft EIR explains earlier that the OHR is part of the *City*’s Planning Department: “The Historical Resources Technical Report was reviewed by the Los Angeles Department of City Planning’s Office of Historic Resources (OHR) and approved in March 2022.”¹³ (DEIR, p. IV.B-1.)

is not provided in either the EIR, Appendix C2 or in a link.²¹ The public is not required to ferret out the relevant information:

A reader of the FEIR could not reasonably be expected to ferret out an unreferenced discussion in the earlier Water Forum Proposal, interpret that discussion's unexplained figures without assistance, and spontaneously incorporate them into the FEIR's own discussion of total projected supply and demand. The data in an EIR must not only be sufficient in quantity, it must be presented in a manner calculated to adequately inform the public and decision makers, who may not be previously familiar with the details of the project. “[I]nformation ‘scattered here and there in EIR appendices’ or a report ‘buried in an appendix,’ is not a substitute for ‘a good faith reasoned analysis.’” (*California Oak, supra*, 133 Cal.App.4th at p. 1239, 35 Cal.Rptr.3d 434, quoting *Santa Clarita, supra*, 106 Cal.App.4th at pp. 722–723, 131 Cal.Rptr.2d 186.)

(*Vineyard Area Citizens for Responsible Growth, Inc. v. City of Rancho Cordova* (2007) 40 Cal.4th 412, 442.)

Second, there is no substantial evidence that the alterations over time were indeed so “substantial” as to strip the *four* Museum buildings of any historical significance under CEQA Guidelines § 15064.5(a)(3). City’s *arguments* that the Project does not qualify

²¹ Upon individual research, we were able to locate the referenced 2016 Historical Survey, which we incorporate by reference herein, as part of the administrative record. See, http://13.56.149.169/documents/fileuploads/files/SurveyLACentralCity_SurveyReport.pdf Yet, we were unable to locate any reference in the 2016 Historical Survey to what the Draft EIR defines as a “potential Downtown Los Angeles Historical Industrial District” and the Draft EIR does not reference a particular page in the Survey to verify the information. (DEIR, p. IV.B-31.)

In addition, the 2016 Survey provides its scope and limitations and mentions that it expressly did not include consideration of properties which are covered by HPOZ or that were concurrently (in 2016) reviewed by the Redevelopment Agency. Also, the 2016 Historical Survey defines Historical Districts as: “areas that are related geographically and by theme. Historic districts may include single or multiple parcels depending on the resource. Examples of resources that may be recorded as historic districts include residential neighborhoods, garden apartments, commercial areas, large estates, school and hospital campuses, and industrial complexes.” (2016 Historical Survey, p. 2.) Thus, it is unclear *where* the Draft EIR or its Appendix C2 takes the definition of a “potential” historic district to conclude that the impact of the Project on the existing and adjacent historical resources and the historical district will be less than significant.

under any of the prongs of Guidelines § 15064.5(a)(3) (DEIR, p. IV.B-31) are also unsupported and do not qualify for a substantial evidence under CEQA Guidelines 15384, as they do not provide facts or expert opinion based on facts, beyond *arguments*:

No structures located on the Project Site were identified as contributors to the potential Historic District by SurveyLA, nor were they identified in SurveyLA as being individually eligible for historic listing or designation per federal, State, or local criteria as described in the Historical Resources Technical Report (Appendix C2). In addition, none of the structures located on the Project Site are listed in the BERD. None of these properties were identified as individually significant for an association with an important event (Criterion **A/1/1**); none were found individually significant for an association with an important person (Criterion **B/2/2**); and none were identified as individually significant as an example of a style, type, period, or method of construction, or as a notable work of a master (Criterion **C/3/3**). These properties are not reflective of relevant themes developed in the Los Angeles Citywide HCS; therefore, they do not meet eligibility criteria for individual historic listing or designation at the federal, State or local levels.²⁹

Fn. 29: Historic Resources Group. 2022. Historical Resources Technical Report for the 4th and Hewitt Project . February.

(DEIR, p. IV.B-31, *emph. added.*)

Further, the fact that the Project site was never nominated for listing or was not listed as a historical resource anywhere is not conclusive, since CEQA protects not only the listed historical resources but also those that were proposed for listing and even determined to not be eligible for listing:

The fact that a resource is **not** listed in, **or determined to be eligible** for listing in the California Register of Historical Resources, **not included** in a local register of historical resources (pursuant to section 5020.1(k) of the Public Resources Code), or identified in an historical resources survey (meeting the criteria in section 5024.1(g) of the Public Resources Code) does not preclude a lead agency from determining that the resource may be an historical resource as defined in Public Resources Code sections 5020.1(j) or 5024.1.

(Guidelines 15064.5(a)(4), *emph. added.*)

The EIR's distinction between the *individual* historical significance of the A+D Museum buildings on the Project site and their historical significance *as part* of a historical district is unavailing. There is substantial evidence that the Project site contains potentially historical resources either individually or as part of a historic district, which have not been adequately studied for purposes of this Project.

In addition, the Draft EIR admits that there are other historical resources immediately adjacent to and across from the Project. (DEIR, p. IV.B-31.)

As such, there is substantial evidence that, in view of the Project's mass, scale and design, extending to 297 feet height (Appendix C2, Executive Summary, fn. 1 [¹"The Office Building would have a maximum height of 297 feet, including the elevator shaft/overrun."]), the Project may overpower and overshadow the historically significant resources at the Project site and adjacent and across from it and thereby may detract from and adversely affect their historical significance. Stated otherwise, there is no evidence that the 2016 Survey, on which the Appendix C2 relies, has ever considered a 297-foot high Project proposed here or has made an expert determination whether such a structure will be compatible with or impact the overall historic district.

Moreover, there is substantial evidence – including in view of the Draft EIR's findings of the Project's significant and unavoidable *noise* and *vibration* impacts – that the Project's extensive demolition, grading, and construction activities may also physically affect the historical resources at, adjacent to, and across from the Project Site.

As such, the Draft EIR's conclusions about less than significant cultural and historical impacts and the mitigation measures for cultural resources (which exclude monitoring by the Tribe) are procedurally and factually inadequate.

5. Geology Impacts

The Draft EIR's analysis of geology and soils impacts is also outdated, incomplete and inaccurate. First, it relies on a 2016 Geotechnical Engineering Investigation, whereas the Project was proposed in 2017 and has significantly grown since then. The description of the 2016 Geotechnical Investigation confirms it did not consider the proposed 297-foot high Project:

The site is proposed to be developed with a mixed-use structure. The structure is proposed to be **eleven stories in height**, and will be built

over **three subterranean parking levels**. It is anticipated that the finished floor elevation of the lowest subterranean parking levels will extend to an approximate depth of 29 feet below the existing grade.

(DEIR, Appendix E.1, p. 1, emph. added [2016 Geotechnical Investigation].)

Contrary to this description, the proposed Project now includes 19 stories, with two mezzanine levels (adding additional height); also, parking is marked as “stacked” on the draft entitlement set, whereas the Draft EIR does not disclose that “stacked” parking or its feasibility and associated impacts. (**Exhibit J** [Draft Entitlement Set].)

In fact, the 2016 Geotechnical Investigation provides:

Any changes in the **design** of the **project** or **location** of any structure, as outlined in this report, should be reviewed by this office. The recommendations contained in this report should not be considered valid **until reviewed** and modified or reaffirmed, in writing, subsequent to such review.

(DEIR, Appendix E.1, p. 2, emph. added.) To the extent no such *subsequent* review has occurred or is disclosed in the Draft EIR, the Draft EIR’s reliance on the findings of the 2016 Geotechnical investigation is misplaced.

In addition, the 2016 Geotechnical Report found:

Fill materials were encountered during exploration to depths ranging between 2½ and 5 feet below the existing site grade. The **existing fill** materials are **unsuitable** for **support** of **new foundations** and **concrete slabs-on-grade**. It is anticipated that the **existing fill will be removed** during excavation for the proposed subterranean parking levels, which are expected to extend to a depth of 29 feet below the existing site grade. The proposed mixed-use structure may be supported by conventional foundations bearing in the native alluvial soils expected at the subgrade of the proposed subterranean levels.

(DEIR, Appendix E.1, p. 9, emph. added.) As such, the 2016 Geotechnical Report does not provide substantial evidence of no geology impacts.

Second, the Draft EIR fails to adequately address the fact that the Project site is in close proximity to a drilled oil well and is also in the methane zone. (DEIR, p. IV.D-9.) And yet, there is a high potential for fire hazards, where there is a high

concentration of methane gas in close proximity to the oil well, since methane gas seeks to exit and, where more impervious surfaces are added, the drilled oil wells can serve as conduits for methane gas to escape.²² Disturbing the soil and adding more impervious area, and further placing a 297-foot structure in a methane zone and prone to fire is substantial evidence that the Project may have significant geology impacts on the environment or may exacerbate the existing conditions at and near the Project site. The fact that methane concentrations were checked in 2016 and were found to be less than hazardous to the public does not mean that is the case in 2022 and certainly does not rule out the possibility of fire or geology impacts or instability.

In addition, also applicable to hazards impacts, Hazards and dangers of methane gas have been acknowledged by the City of Los Angeles,²³ including Division 71, Sec 91.7101 through 91.7109, as well as CA Building Code, both of which require specific mitigation measures.

Based on So-Cal's caution:

“METHANE AND HEALTH AND SAFETY

Methane is non-toxic and creates no hazard when inhaled in limited quantities; however, if large quantities of natural gas or methane is allowed to displace air, lack of oxygen may result in suffocation.

Methane can be flammable when mixed with air between certain concentrations (4.5 percent to 15 percent) and where there is an ignition source.

SoCalGas® conducts extensive safety programs to prevent the escape of natural gas from its system; and as a health and safety precaution, adds a distinctive odor to natural gas so most people can easily notice its presence.

If you smell a natural gas odor, hear the hissing sound of gas escaping or see other signs of a leak, REMAIN calm. DON'T smoke or light a match, candle or other flame. DON'T turn electrical appliances or lights on or off, operate machinery, or use any device that could create a spark.

²² See, <https://www.bloomberg.com/news/features/2020-09-17/abandoned-gas-wells-are-left-to-spew-methane-for-eternity>

²³ https://www.ladbs.org/docs/default-source/publications/ordinances/methane-code---ordinance-no-175790.pdf?sfvrsn=d8eeb53_10

IMMEDIATELY EVACUATE the area, and from a safe location, call SoCalGas at 1-800-427-2200, or call 911 if the damage results in a natural gas leak that may endanger life or cause bodily harm or property damage.”²⁴

Thus, methane gas may be dangerous to public health depending on its concentrations. In addition, the City’s Methane Ordinance mentions about *fire* hazards of methane:

“WHEREAS, there was a **fire** in the **Fairfax Area** of the City of Los Angeles in **1985**, due to **high volume** of **methane gas seepage** through cracks in the concrete floor of a building;

WHEREAS, in Council File No. 01-1305, the City Council directed the City’s Departments of Building and Safety, Engineering, and Planning, as well as, the Chief Legislative Analyst and Office of Administrative and Research Services, to form a work group and recommend uniform safety requirements regarding methane, for **all future** development throughout the City;

WHEREAS, a study by the work group was conducted regarding areas throughout the City of Los Angeles **to identify areas** where subsurface methane gas may be found;...”

In light of these fire hazards and according to these directives, the City mapped *all* the sites in the Project as being in *methane zone*. The City’s methane ordinance provides *general* methane mitigation measures, and *specific* methane mitigation measures. Thus, under SEC. 91.7103. GENERAL METHANE MITIGATION REQUIREMENTS:

All new buildings and paved areas located in a Methane Zone or Methane Buffer Zone shall comply with these requirements and the Methane Mitigation Standards established by the Superintendent of Building. The Methane Mitigation Standards provide information describing the installation procedures, design parameters and test protocols for the methane gas mitigation system, which are not set forth in the provisions of this division.

²⁴ <https://www.socalgas.com/stay-safe/methane-emissions/methane-and-health-and-safety#:~:text=Methane%20is%20non%2Dtoxic%20and,oxygen%20may%20result%20in%20suffocation.>

The City's methane ordinance then lists numerous mitigation standards, including methane testing at the project sites, that must be complied with.

In addition, the Methane Ordinance provides *additional* remedial measures:

“SEC. 91.7109. ADDITIONAL REMEDIAL MEASURES. 91.7109.1.

General Remedial Measures.

In the event the concentration of methane gas in any building located in a Methane Zone or Methane Buffer Zone reaches or exceeds 25 percent of the minimum concentration of gas that will form an ignitable mixture with air at ambient temperature and pressure, the owner shall hire an engineer to investigate, recommend and implement mitigating measures. These measures shall be subject to approval of this Department and the Fire Department. 91.7109.2.

Abandoned Oil Well.

Any abandoned oil well encountered during construction shall be evaluated by the Fire Department and may be required to be re-abandoned in accordance with applicable rules and regulations of the Division of Oil, Gas and Geothermal Resources of the State of California. Buildings shall comply with these provisions and the requirements of **Section 91.6105 of this Code, whichever is more restrictive.**”

(Emph. added.)

And Section 91.6105 of the Building Code provides:

SEC. 91.6105. SEPARATION FROM OIL WELLS.

(Amended by Ord. No. 186,488, Eff. 12/27/19.)

No school, hospital, sanitarium or **assembly occupancy** shall be within **200 feet** from the center of the oil well casing.

No public utility fuel manufacturing plant or public utility electrical generating, receiving or distribution plant shall be located within 200 feet from the center of the oil well casing.

No building more than 400 square feet (37 m²) in area and taller than 36 feet in height shall be erected **within 50 feet** from the center of an oil well casing.

A distance separation between the exterior wall of the building and the **center of an oil well casing** shall be maintained with a horizontal distance equal to **1-1/2 times the building's height**, provided however, that that distance need not exceed 200 feet. The building height for this provision shall be measured vertically from the adjacent lowest ground elevation to the ceiling of the top story.

EXCEPTIONS: The distance separation may be reduced to the following:

1. 35 feet separation if a solid 6 inches thick masonry wall and no shorter than 6 feet tall to be constructed within 50 feet from the building in between the oil well and all portions of the building.
2. 26 feet if any portion of the building exterior walls within 50 feet from the center of an oil well casing shall be constructed with no openings and one hour fire resistive construction with a 3 foot high fire rated parapet.
3. 15 feet if any portion of the building exterior walls within 50 feet from the center of an oil well casing shall be constructed with no openings and two-hour fire resistive construction with a 3 foot high fire rated parapet.

The provisions specified within this section shall not apply to oil wells that have been abandoned per LAMC Section 57.5706.3.16 and in accordance with the applicable rules and regulations of the Division of Oil, Gas and Geothermal Resources of the State of California.

The Draft EIR admits that there is a drilled oil well within 1,000 feet of the Project, although it provides no specific address for it. (DEIR, p. IV.D-9, but see DEIR, Appendix G1, pdf p. 778 [Map].) In fact, it appears that the oil well in the Appendix G1 was measured from the farthest point of the Project (926 E. 4th St.) to the oil well, whereas the closest point of the Project (e.g., 414 S. Colyton) is 851 feet away. (**Exhibit K** [ZIMAS map measurement].)

The proximity of the oil well and the fact that the Project is in methane zone requires that the Draft EIR provide accurate disclosures and accurate testing of the entire Project site against the possibility of methane fire or geology hazards.

Lastly, the Draft EIR's *cumulative* geology impacts analysis is defective since it is based on the understated *individual* geology impacts and relies on regulatory measures that

only control the Project's own envelope but do not address the question of whether the Project should or should not be built in its proposed mass, scale, and intensity or what the Project's cumulative impacts will be along with other similar higher intensity development in the industrial low-density or low-intensity zone or close to a driller oil well and in a methane zone.

In sum, the Draft EIR's conclusion of no significant geology impacts is legally inadequate due to omissions and reliance on an outdated geotechnical investigation.

6. GHG Impacts

The Draft EIR's GHG impacts' analysis is flawed for several reasons. First, it does not consider the reasonably foreseeable higher intensity use at the A+D Museum building and it does not consider the GHG emissions of the Museum if/when it relocates to another place. As noted above, there is no evidence in the Draft EIR that the Museum has stopped working and that its operation will be *eliminated* as part of the Project: it is now functioning *virtually* and, even if the Museum does not return to the Project site, it may move elsewhere due to the Project and still have impacts.

Second, the Draft EIR is unclear and incoherent in its analysis and conclusion of whether the Project will have *operational* GHG impacts; it states:

Due to the **global nature of GHG emissions**, changes in GHG emissions attributed to operations of a single development project **are difficult to discern**, as a project may cause only a shift in the locale for some type of GHG emissions, rather than causing "new" GHG emissions (i.e., mobile emissions from an individual employee's vehicle use would presumably occur elsewhere in the absence of a project, as the employee would likely still commute to a job somewhere else). **As a result**, there is a **lack of clarity** as to whether a project's GHG emissions represent a **net global increase**, a **net global** reduction, or **no net global** change in GHG emissions that would exist if the project were not implemented. Therefore, the analysis of the Project's GHG emissions is particularly conservative in that it assumes all of the Project's net GHG emissions are new additions to the atmosphere, and that **no portion** consists of already existing emissions that would simply be shifted from one location to another.

(DEIR, p. IV.E-38, *emph. added.*) The rest of the Draft EIR provides extensive blanket recitations of various rules, which bury any analysis the EIR provides about the Project.

To the extent the Draft EIR's analysis is concerned with the “net” GHG increase, it is also improper. Relying on the proposed Project's *net* GHG emissions, rather than the Project's *total* GHG emissions, is incorrect and inconsistent with recent guidance set forth by the Office of Planning and Research (“OPR”). In the Final Statement of Reasons for the GHG-specific Guidelines,²⁵ OPR concluded that lead agencies cannot simply consider whether a project increases or decreases GHG emissions at the project site, but must consider the effect that the project will have on the larger environment. Accordingly, if a lead agency wants to use a *net* approach by subtracting existing on-site emissions from the project emissions, it must support that decision with substantial evidence showing that those existing emissions sources will be **extinguished** and not simply displaced.²⁶

Lastly, to the extent the Draft EIR's GHG analysis and calculation of the Project's construction and operational impacts (DEIR, p. IV.E-54) omit the potential higher intensity uses of the A+D Museum, as well as the remedial activities that may be required to ensure the soils are stable and suitable to build on and to also clean up the potentially contaminated soil that is yet to be screened through a Supplemental Phase II ESA and other mitigation measures, the calculations are incomplete and inaccurate and cannot serve as a substantial evidence of less than significant GHG impacts as the Draft EIR claims. For the same reasons, the Draft EIR's conclusion of no *cumulative* GHG impacts is also flawed as it relies on the *individual* GHG findings. (DEIR, p. IV.E-56—57.)

In sum, the Draft EIR's GHG analysis is legally inadequate due to omissions and erroneous assumptions.

²⁵ Final Statement of Reasons, pp. 83-84, *available at*, http://resources.ca.gov/ceqa/docs/Final_Statement_of_Reasons.pdf

²⁶ See CEQA Guidelines, § 15064.4, subd. (a) (“The determination of the significance of greenhouse gas emissions calls for a careful judgment by the lead agency consistent with the provisions in section 15064. A lead agency should make a good-faith effort, based on available information, to describe, calculate or estimate the amount of greenhouse gas emissions resulting from a project.”)

7. Hazards and Hazardous Materials Impacts.

The Draft EIR's findings of no hazards impacts are legally unsupported for several reasons. First, the Draft EIR relies on outdated studies:

The following hazards and hazardous materials analysis is based on the applicable regulations and thresholds of significance described in the following discussion, as well as the **Phase I ESA** and **Phase II Subsurface Site Investigation** prepared by **Citadel Environmental Services, Inc.**, which are included in **Appendix G1 and G2** of this Draft EIR, respectively. The Phase I ESA provides an overview of existing and historic Project Site conditions based on field reconnaissance; interviews; a review of aerial photographs, building permits, fire insurance maps, City parcel profiles, and topographic maps; and findings of an Environmental Data Research Inc. (EDR) records search. The Phase II Subsurface Site Investigation includes the results of Citadel's subsequent methane and soils study.

(DEIR, p. IV.F-26—27, *emph. added.*)

The Draft EIR also notes that the Project requires a *Supplemental* Phase II Subsurface Site Investigation, to investigate the potential soil contamination with petroleum or oil products and undertake remedial actions, if needed (HAZ-MM-1). (DEIR, p. V-12.) In addition, the Draft EIR provides for an additional soils management plan to be developed (HAZ-MM-2). (*Ibid.*) And yet, the noted measures HAZ-MM-1 and HAZ-MM-2, respectively, are improperly deferred mitigation in violation of CEQA since there is no reason why such investigation or planning has not already been conducted and their results were not included in the EIR.

Second, the 2016-2017 Phase I ESA does not provide substantial evidence of no significant impacts or no hazards on the Project site; to the opposite, it shows that there *may be recognized environmental conditions* (“**REC**”) or historical RECs (“**HREC**”):

Based on our review of these databases, reported release incidents that would represent RECs in connection with the Site or a source of a release that would be likely to contribute to a VEC were not identified. Based on these reviews, the closure of the former USTs at the **Site represents a HREC**. No further investigation is recommended for the **former USTs**.

No evidence for designating the Site as a RECs or CRECs from reviews of historical documents and present Site conditions was found. However, the **clarifier identified in the Citadel 2010** report was **not observed during this assessment**; and may represent an **environmental concern**.

According to information provided by the Client, the Site will be redeveloped and a majority of the Site will be excavated to develop a subterranean parking structure. Since **no information** was provided or available for review regarding the **closure status of the clarifier**, Citadel recommends **preparing Soil Management Plan** to provide guidance for **response actions** in the event the **clarifier or unknown/undiscovered subsurface features are encountered** at the Site during redevelopment.

(DEIR, Appendix G1, p. 24 [Phase I ESA], *emph. added.*)

Also, Phase I ESA identifies prior uses at the Project site, including: “Single-family residences; hotel; window shade factory; stores; **leather curing/animal hair** processing; carton paper storage; **asbestos fabrication; mattress manufacturer; woodworking company; truck storage yard**; café/restaurant; **warehouse; auto repair shop, food processing company**; offices; and museum.” (DEIR, Appendix G.1, pdf p. 5, *emph. added.*) The emphasized items reveal heavy industrial activity which may include arsenic and lead (especially for woodwork²⁷), oil and petroleum (especially for auto repair shop and truck storage), asbestos (for asbestos fabrication)²⁸ and imply a potential of soil contamination or storage of hazardous materials at the Project site that has not been revealed in the Draft EIR. Neither does the Phase II Subsurface Investigation provide the costs for remedial actions, to ensure that the site is clean and safe to be developed or that it would be feasible to clean the site of all the hazards.

In addition, it is questionable whether Phase I ESA is accurate, since among addresses it investigated it does not list the Project’s addresses of “406, 408, and 414 Colyton Street,” but instead it notes 412 Colyton Street only. To the extent, Phase I ESA

²⁷ See, medical conditions and hazardous materials associated with woodwork and arsenic at <https://haz-map.com/JobTasks/179> ; <https://www.epa.gov/ingredients-used-pesticide-products/chromated-arsenicals-cca>

²⁸ See medical conditions associated with asbestos. https://www.atsdr.cdc.gov/asbestos/health_effects_asbestos.html

searched the databases for hazardous conditions with the wrong (or non-existent) 412 Colyton Street address and omitted a search of 406, 408, and 414 Colyton Streets, it is possible that those sites could contain RECs that have not been studied or identified.

Similarly, it appears that the subsequent Phase II Subsurface Investigation was limited and was not intended to address the presence of petroleum products or site contamination but was rather to detect the presence and levels of methane gas:

The current investigation was intended to provide an independent assessment of **methane risks** based on the location of the site within the LADBS Methane Zone. Methane was not detected above the Landtec's minimum detection limit from any of the soil vapor probes installed at depths ranging from five to 60 feet bgs and pressures were less than two inches H₂O in all probes.

(DEIR, Appendix G2, p. 5 [Phase II Subsurface Investigation Report], *emph. added.*)

There is further evidence that the Project site may have contaminated soils due to previous industrial uses:

The proposed assessment of the areas associated with the **former vehicle maintenance operations** was not conducted due to **current use of the garage and the adjacent office building**.

Due to **historical occupancies** of the Site for **vehicle repair** and **truck washing**, limited access to evaluate the subsurface conditions and the **presence** of **subsurface MORO** at one location, Citadel recommends that a **soil management plan (SMP)** be completed for the Site prior to demolition of structures and soil disturbance activities. The objective of the SMP is to establish policy and requirements for the **management** and disposal of soils generated during construction, maintenance, and other activities that might disturb **potentially contaminated soil**.

The purpose of the SMP is to describe specific soil-handling controls required for complying with local, state and federal overseeing agencies; prevent unacceptable exposure to contaminated soil, and prevent the improper disposal of contaminated soils. Soil-disturbing activities include excavation, grading, trenching, utility installation or repair, and any other human activities that could potentially bring contaminated soil to the surface.

Further, Citadel recommends that a **supplemental subsurface investigation** be conducted of those areas that were **not accessible** during this Phase II Subsurface Investigation prior to any redevelopment at the Site. Due to the **low level of petroleum hydrocarbons** as MORO **reported** at B2 at 10 feet bgs, the supplemental Phase II would include **the former truck wash rack**.

(DEIR, Appendix G2, p. 6, *emph. added.*)

It is questionable as to why – in view of substantial evidence of RECs identified in the Phase I ESA and Phase II Subsurface Study – no supplemental studies have been conducted to date and no remedial plan was prepared. The preparation of a SMP and even a supplemental Phase II Subsurface Study is first improperly deferred mitigation in view of the currently vacant Project site providing ample access since 2020 to conduct such studies, as well as the fact that the *studies* themselves are not a guarantee that remedial actions *will* be taken or that the study findings will be objectively accurate. The findings as to the Project site's soil contamination and methane levels throughout the entire site had to be investigated and included in the Draft EIR, but they are not. Further, those post-approval studies amount to post hoc rationalization and cannot guarantee that the impacts of hazards will indeed be less than significant as the Draft EIR concludes.

Any transport of such contaminated soils and haul route may further cause significant hazards and air quality impacts, which are not duly addressed in the Draft EIR.

In sum, the Draft EIR's conclusions as to hazards and hazardous materials are legally inadequate since they rely on outdated and limited Phase I ESA and Phase II Subsurface Study (for methane only) and improperly deferred mitigation, despite the evidence of potential hazards on site and the need for remedial measures.

8. Land Use Impacts

The EIR claims that the Project complies with all applicable land use plans and yet proposes numerous amendments to the General Plan, zoning, and other regulations of intensity. The Draft EIR's analysis is based on several significant omissions and errors. First, the Draft EIR relies on the *proposed* Community Plan Update, which may or may not be adopted and further may or may not be legally challenged, to become final. In any event, the Draft EIR's conflating of the proposed changes in the Community Plan

with the existing inconsistency of the Project with *applicable existing* community plan and land use designation is an error.

Second, the Draft EIR erroneously claims that the restaurant uses are allowed in the M3 zone and provides a link to the permitted zoning, as accessed in 2017:

The M3 Zone permits a range of heavy (M3), light (M2), restricted light (MR2), limited (M1), and restricted (MR1) industrial uses, as well as commercial manufacturing (CM), commercial (C2), and limited commercial (C1 and C1 .5) uses.¹⁴ Permitted manufacturing and industrial uses in the M3 Zone include animal keeping, mortuaries, enclosed composting, machine shops, and storage yards, among others. The commercial uses of a lower intensity permitted in the M3 Zone include restaurant, bar, brewery, retail

FN 14: City of Los Angeles, Department of City Planning. Generalized Summary of Zoning Regulations. Available at: https://planning.lacity.org/zone_code/Appendices/sum_of_zone.pdf. Accessed on **March 24, 2017**.

(DEIR, p. IV.H-10—11, *emph. added*.)

However, as noted earlier, the permitted uses in the M3 zone do not include a restaurant, contrary to the EIR's claims; and the link in *footnote 14* leads to nowhere specific. (**Exhibit L** [Printout of the footnote 14 link, accessed 7/7/2022].)

Third, it is undisputed that the Project is not conforming to the General Plan's and Community Plan's density and intensity controls, as well as zoning. Those intensity, mass and scale controls are adopted to mitigate various impacts. As such, the Project may have significant land use impacts by trying to deviate from the established intensity, mass and scale controls. Moreover, to the extent the Project *further reduces* the stock of the *industrial* zoned land and proposes to change it to *commercial* zoning, it may have further significant impact on the environment and conflict with the policies in the General Plan and Community Plan as to such industrial zoning or its preservation.

Lastly, the Draft EIR fails to note that the Project is included in the River Improvement Overlay (“**RIO**”) Zone (apart from simply referencing it as a zoning

designation), the Project's consistency with that Overlay requirements and policies,²⁹ and the fact that there are currently efforts taken to restore the LA River's natural resources, which the Project may hinder, in view of its mass and scale.

In sum, the Draft EIR's analysis of the Project's land use impacts is legally inadequate as it fails to provide good faith disclosure required by CEQA.

9. Traffic, Emergency, and Cumulative Impacts

The record shows that the Project relies on the LADOT traffic assessment, recycled from 2020, which finds that nothing has changed ever since. Yet, significant changes have occurred since 2020: (1) circumstances in 2020, where COVID-19 was first alerted and stay-at-home orders were issued, dramatically *decreasing* traffic everywhere in California, have now changed in 2022 and are back to high levels; (2) the Project has changed as well and increased in its mass and scale and derivatively in its intensity. The reasons provided by the City in finding no change since 2020 (**Exhibit F** [1/6/2022 Email Correspondence]) are unfounded.

In addition, the Project's traffic analysis does not include the reasonably foreseeable development of the A+D Museum buildings with higher intensity uses.

As such, the Project's findings of no traffic impacts, relying on the LADOT statement of no change, are unsupported.

III. VIOLATION OF STATE PLANNING AND ZONING LAWS FOR GENERAL PLAN INCONSISTENCY AND DERIVATIVE VIOLATION OF CEQA.

As detailed above, the Project is not consistent with the applicable General Plan; it also seeks extensive amendments to the General Plan to allow higher intensity uses. Since 2018, the Project is required to be consistent with the City's General Plan, pursuant to changes in the State Planning and Zoning Law. Because the Project is not consistent, it is in violation of the State Law and cannot be approved.

Derivatively, the Draft EIR's failure to adequately disclose such General Plan inconsistency and instead its attempt to conceal such inconsistency (as detailed above)

²⁹ See, various requirements, including but not limited to noise attenuation, special landscaping, buffers, etc., at <http://zimas.lacity.org/documents/zoneinfo/zi2358.pdf>

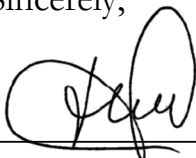
is a violation of CEQA, which specifically requires the respective General Plan consistency analysis in the EIR.

IV. CONCLUSION.

In view of the above-noted concerns, we respectfully request that the EIR be recirculated to include the omitted information and to provide meaningful analysis, identification, and mitigation of impacts as CEQA requires.³⁰ We also request that a broader Phase II ESA or Supplemental Phase II Subsurface Site Investigation be conducted, as well as SMP be prepared and/or conducted to resolve and investigate issues Phase I ESA identified and Phase II Subsurface Site Investigation confirmed, and to provide the remedial actions that are needed and their feasibility. “CEQA contemplates *serious* and not superficial or pro forma consideration of the potential environmental consequences of a project.” (*Leonoff v. Monterey County Bd. of Supervisors* (1990) 222 Cal.App.3d 1337, 1347, 272 Cal.Rptr. 372; emphasis added; *Burbank-Glendale-Pasadena Airport Authority v. Hensler* (1991) 233 Cal.App.3d 577, 593, fn. 3.)

If the City has any questions or concerns, please feel free to contact my Office.

Sincerely,



Naira Soghatyan
Attorneys for Southwest Regional
Council of Carpenters

Attached:

March 8, 2021 SWAPE Letter to Mitchell M. Tsai re Local Hire Requirements and Considerations for Greenhouse Gas Modeling (**Exhibit A**);

Air Quality and GHG Expert Paul Rosenfeld CV (**Exhibit B**); and

Air Quality and GHG Expert Matt Hagemann CV (**Exhibit C**);

³⁰ As further evidence of inadequate disclosures, the City’s official planning case information site still contains the *prior* project’s design for a 11-story building, instead of the now proposed 19 stories. (**Exhibit M** [Printouts of the Case Information for the three case numbers associated with the Case, accessed on 7/8/2022].)

10/15/2019 Email correspondence re Project Changes, along with the Project's 2017 Initial Study (**Exhibit D**)

4/8/2020 Email Communication of the City to LADWP and 7/29/2020 Email from City to LADWP (**Exhibit E**)

1/6/2022 LADOT assessment (**Exhibit F**)

8/15/2017 Applicant's email to the City re FAR (**Exhibit G**)

Printout of the link provided by the City at DEIR, p. I-19, fn. 9 (**Exhibit H**)

January 4-11, 2022 Email Correspondence and the attached January 6, 2022 Letter; December 28, 2021 Email Correspondence to/from City/Tribe; and 7/12/2017 Email to City from the Tribe requesting tribal monitoring during Project construction (**Exhibit I**);

Draft Entitlement Set (**Exhibit J**);

414 S. Colyton St. ZIMAS map measurement to Oil Well (**Exhibit K**);

Printout of the link at footnote 14 in the Draft EIR, accessed 7/7/2022 (**Exhibit L**);

Printouts of the Case Information for the three case numbers associated with the Case, accessed on 7/8/2022 (**Exhibit M**)

EXHIBIT A



Technical Consultation, Data Analysis and
Litigation Support for the Environment

2656 29th Street, Suite 201
Santa Monica, CA 90405

Matt Hagemann, P.G, C.Hg.
(949) 887-9013
mhagemann@swape.com

Paul E. Rosenfeld, PhD
(310) 795-2335
prosenfeld@swape.com

March 8, 2021

Mitchell M. Tsai
155 South El Molino, Suite 104
Pasadena, CA 91101

Subject: Local Hire Requirements and Considerations for Greenhouse Gas Modeling

Dear Mr. Tsai,

Soil Water Air Protection Enterprise ("SWAPE") is pleased to provide the following draft technical report explaining the significance of worker trips required for construction of land use development projects with respect to the estimation of greenhouse gas ("GHG") emissions. The report will also discuss the potential for local hire requirements to reduce the length of worker trips, and consequently, reduced or mitigate the potential GHG impacts.

Worker Trips and Greenhouse Gas Calculations

The California Emissions Estimator Model ("CalEEMod") is a "statewide land use emissions computer model designed to provide a uniform platform for government agencies, land use planners, and environmental professionals to quantify potential criteria pollutant and greenhouse gas (GHG) emissions associated with both construction and operations from a variety of land use projects."¹ CalEEMod quantifies construction-related emissions associated with land use projects resulting from off-road construction equipment; on-road mobile equipment associated with workers, vendors, and hauling; fugitive dust associated with grading, demolition, truck loading, and on-road vehicles traveling along paved and unpaved roads; and architectural coating activities; and paving.²

The number, length, and vehicle class of worker trips are utilized by CalEEMod to calculate emissions associated with the on-road vehicle trips required to transport workers to and from the Project site during construction.³

¹ "California Emissions Estimator Model." CAPCOA, 2017, available at: <http://www.aqmd.gov/caleemod/home>.

² "California Emissions Estimator Model." CAPCOA, 2017, available at: <http://www.aqmd.gov/caleemod/home>.

³ "CalEEMod User's Guide." CAPCOA, November 2017, available at: http://www.aqmd.gov/docs/default-source/caleemod/01_user-39-s-guide2016-3-2_15november2017.pdf?sfvrsn=4, p. 34.

Specifically, the number and length of vehicle trips is utilized to estimate the vehicle miles travelled (“VMT”) associated with construction. Then, utilizing vehicle-class specific EMFAC 2014 emission factors, CalEEMod calculates the vehicle exhaust, evaporative, and dust emissions resulting from construction-related VMT, including personal vehicles for worker commuting.⁴

Specifically, in order to calculate VMT, CalEEMod multiplies the average daily trip rate by the average overall trip length (see excerpt below):

$$\text{“VMT}_d = \Sigma(\text{Average Daily Trip Rate}_i * \text{Average Overall Trip Length}_i) _n$$

Where:

n = Number of land uses being modeled.”⁵

Furthermore, to calculate the on-road emissions associated with worker trips, CalEEMod utilizes the following equation (see excerpt below):

$$\text{“Emissions}_{\text{pollutant}} = \text{VMT} * \text{EF}_{\text{running,pollutant}}$$

Where:

$\text{Emissions}_{\text{pollutant}}$ = emissions from vehicle running for each pollutant

VMT = vehicle miles traveled

$\text{EF}_{\text{running,pollutant}}$ = emission factor for running emissions.”⁶

Thus, there is a direct relationship between trip length and VMT, as well as a direct relationship between VMT and vehicle running emissions. In other words, when the trip length is increased, the VMT and vehicle running emissions increase as a result. Thus, vehicle running emissions can be reduced by decreasing the average overall trip length, by way of a local hire requirement or otherwise.

Default Worker Trip Parameters and Potential Local Hire Requirements

As previously discussed, the number, length, and vehicle class of worker trips are utilized by CalEEMod to calculate emissions associated with the on-road vehicle trips required to transport workers to and from the Project site during construction.⁷ In order to understand how local hire requirements and associated worker trip length reductions impact GHG emissions calculations, it is important to consider the CalEEMod default worker trip parameters. CalEEMod provides recommended default values based on site-specific information, such as land use type, meteorological data, total lot acreage, project type and typical equipment associated with project type. If more specific project information is known, the user can change the default values and input project-specific values, but the California Environmental Quality Act (“CEQA”) requires that such changes be justified by substantial evidence.⁸ The default number of construction-related worker trips is calculated by multiplying the

⁴ “Appendix A Calculation Details for CalEEMod.” CAPCOA, October 2017, available at: http://www.aqmd.gov/docs/default-source/caleemod/02_appendix-a2016-3-2.pdf?sfvrsn=6, p. 14-15.

⁵ “Appendix A Calculation Details for CalEEMod.” CAPCOA, October 2017, available at: http://www.aqmd.gov/docs/default-source/caleemod/02_appendix-a2016-3-2.pdf?sfvrsn=6, p. 23.

⁶ “Appendix A Calculation Details for CalEEMod.” CAPCOA, October 2017, available at: http://www.aqmd.gov/docs/default-source/caleemod/02_appendix-a2016-3-2.pdf?sfvrsn=6, p. 15.

⁷ “CalEEMod User’s Guide.” CAPCOA, November 2017, available at: http://www.aqmd.gov/docs/default-source/caleemod/01_user-39-s-guide2016-3-2_15november2017.pdf?sfvrsn=4, p. 34.

⁸ CalEEMod User Guide, available at: <http://www.caleemod.com/>, p. 1, 9.

number of pieces of equipment for all phases by 1.25, with the exception of worker trips required for the building construction and architectural coating phases.⁹ Furthermore, the worker trip vehicle class is a 50/25/25 percent mix of light duty autos, light duty truck class 1 and light duty truck class 2, respectively.”¹⁰ Finally, the default worker trip length is consistent with the length of the operational home-to-work vehicle trips.¹¹ The operational home-to-work vehicle trip lengths are:

“[B]ased on the location and urbanization selected on the project characteristic screen. These values were supplied by the air districts or use a default average for the state. Each district (or county) also assigns trip lengths for urban and rural settings” (emphasis added).¹²

Thus, the default worker trip length is based on the location and urbanization level selected by the User when modeling emissions. The below table shows the CalEEMod default rural and urban worker trip lengths by air basin (see excerpt below and Attachment A).¹³

Worker Trip Length by Air Basin		
Air Basin	Rural (miles)	Urban (miles)
Great Basin Valleys	16.8	10.8
Lake County	16.8	10.8
Lake Tahoe	16.8	10.8
Mojave Desert	16.8	10.8
Mountain Counties	16.8	10.8
North Central Coast	17.1	12.3
North Coast	16.8	10.8
Northeast Plateau	16.8	10.8
Sacramento Valley	16.8	10.8
Salton Sea	14.6	11
San Diego	16.8	10.8
San Francisco Bay Area	10.8	10.8
San Joaquin Valley	16.8	10.8
South Central Coast	16.8	10.8
South Coast	19.8	14.7
Average	16.47	11.17
Minimum	10.80	10.80
Maximum	19.80	14.70
Range	9.00	3.90

⁹ “CalEEMod User’s Guide.” CAPCOA, November 2017, available at: http://www.aqmd.gov/docs/default-source/caleemod/01_user-39-s-guide2016-3-2_15november2017.pdf?sfvrsn=4, p. 34.

¹⁰ “Appendix A Calculation Details for CalEEMod.” CAPCOA, October 2017, available at: http://www.aqmd.gov/docs/default-source/caleemod/02_appendix-a2016-3-2.pdf?sfvrsn=6, p. 15.

¹¹ “Appendix A Calculation Details for CalEEMod.” CAPCOA, October 2017, available at: http://www.aqmd.gov/docs/default-source/caleemod/02_appendix-a2016-3-2.pdf?sfvrsn=6, p. 14.

¹² “Appendix A Calculation Details for CalEEMod.” CAPCOA, October 2017, available at: http://www.aqmd.gov/docs/default-source/caleemod/02_appendix-a2016-3-2.pdf?sfvrsn=6, p. 21.

¹³ “Appendix D Default Data Tables.” CAPCOA, October 2017, available at: http://www.aqmd.gov/docs/default-source/caleemod/05_appendix-d2016-3-2.pdf?sfvrsn=4, p. D-84 – D-86.

As demonstrated above, default rural worker trip lengths for air basins in California vary from 10.8- to 19.8- miles, with an average of 16.47 miles. Furthermore, default urban worker trip lengths vary from 10.8- to 14.7- miles, with an average of 11.17 miles. Thus, while default worker trip lengths vary by location, default urban worker trip lengths tend to be shorter in length. Based on these trends evident in the CalEEMod default worker trip lengths, we can reasonably assume that the efficacy of a local hire requirement is especially dependent upon the urbanization of the project site, as well as the project location.

Practical Application of a Local Hire Requirement and Associated Impact

To provide an example of the potential impact of a local hire provision on construction-related GHG emissions, we estimated the significance of a local hire provision for the Village South Specific Plan (“Project”) located in the City of Claremont (“City”). The Project proposed to construct 1,000 residential units, 100,000-SF of retail space, 45,000-SF of office space, as well as a 50-room hotel, on the 24-acre site. The Project location is classified as Urban and lies within the Los Angeles-South Coast County. As a result, the Project has a default worker trip length of 14.7 miles.¹⁴ In an effort to evaluate the potential for a local hire provision to reduce the Project’s construction-related GHG emissions, we prepared an updated model, reducing all worker trip lengths to 10 miles (see Attachment B). Our analysis estimates that if a local hire provision with a 10-mile radius were to be implemented, the GHG emissions associated with Project construction would decrease by approximately 17% (see table below and Attachment C).

Local Hire Provision Net Change	
Without Local Hire Provision	
Total Construction GHG Emissions (MT CO ₂ e)	3,623
Amortized Construction GHG Emissions (MT CO ₂ e/year)	120.77
With Local Hire Provision	
Total Construction GHG Emissions (MT CO ₂ e)	3,024
Amortized Construction GHG Emissions (MT CO ₂ e/year)	100.80
% Decrease in Construction-related GHG Emissions	17%

As demonstrated above, by implementing a local hire provision requiring 10 mile worker trip lengths, the Project could reduce potential GHG emissions associated with construction worker trips. More broadly, any local hire requirement that results in a decreased worker trip length from the default value has the potential to result in a reduction of construction-related GHG emissions, though the significance of the reduction would vary based on the location and urbanization level of the project site.

This serves as an example of the potential impacts of local hire requirements on estimated project-level GHG emissions, though it does not indicate that local hire requirements would result in reduced construction-related GHG emission for all projects. As previously described, the significance of a local hire requirement depends on the worker trip length enforced and the default worker trip length for the project’s urbanization level and location.

¹⁴ “Appendix D Default Data Tables.” CAPCOA, October 2017, available at: http://www.aqmd.gov/docs/default-source/caleemod/05_appendix-d2016-3-2.pdf?sfvrsn=4, p. D-85.

Disclaimer

SWAPE has received limited discovery. Additional information may become available in the future; thus, we retain the right to revise or amend this report when additional information becomes available. Our professional services have been performed using that degree of care and skill ordinarily exercised, under similar circumstances, by reputable environmental consultants practicing in this or similar localities at the time of service. No other warranty, expressed or implied, is made as to the scope of work, work methodologies and protocols, site conditions, analytical testing results, and findings presented. This report reflects efforts which were limited to information that was reasonably accessible at the time of the work, and may contain informational gaps, inconsistencies, or otherwise be incomplete due to the unavailability or uncertainty of information obtained or provided by third parties.

Sincerely,

A handwritten signature in blue ink, appearing to read "M Hagemann".

Matt Hagemann, P.G., C.Hg.

A handwritten signature in blue ink, appearing to read "Paul Rosenfeld".

Paul E. Rosenfeld, Ph.D.

Attachment A

Location Type	Location Name	Rural H-W (miles)	Urban H-W (miles)
Air Basin	Great Basin	16.8	10.8
Air Basin	Lake County	16.8	10.8
Air Basin	Lake Tahoe	16.8	10.8
Air Basin	Mojave Desert	16.8	10.8
Air Basin	Mountain	16.8	10.8
Air Basin	North Central	17.1	12.3
Air Basin	North Coast	16.8	10.8
Air Basin	Northeast	16.8	10.8
Air Basin	Sacramento	16.8	10.8
Air Basin	Salton Sea	14.6	11
Air Basin	San Diego	16.8	10.8
Air Basin	San Francisco	10.8	10.8
Air Basin	San Joaquin	16.8	10.8
Air Basin	South Central	16.8	10.8
Air Basin	South Coast	19.8	14.7
Air District	Amador County	16.8	10.8
Air District	Antelope Valley	16.8	10.8
Air District	Bay Area AQMD	10.8	10.8
Air District	Butte County	12.54	12.54
Air District	Calaveras	16.8	10.8
Air District	Colusa County	16.8	10.8
Air District	El Dorado	16.8	10.8
Air District	Feather River	16.8	10.8
Air District	Glenn County	16.8	10.8
Air District	Great Basin	16.8	10.8
Air District	Imperial County	10.2	7.3
Air District	Kern County	16.8	10.8
Air District	Lake County	16.8	10.8
Air District	Lassen County	16.8	10.8
Air District	Mariposa	16.8	10.8
Air District	Mendocino	16.8	10.8
Air District	Modoc County	16.8	10.8
Air District	Mojave Desert	16.8	10.8
Air District	Monterey Bay	16.8	10.8
Air District	North Coast	16.8	10.8
Air District	Northern Sierra	16.8	10.8
Air District	Northern	16.8	10.8
Air District	Placer County	16.8	10.8
Air District	Sacramento	15	10

Air District	San Diego	16.8	10.8
Air District	San Joaquin	16.8	10.8
Air District	San Luis Obispo	13	13
Air District	Santa Barbara	8.3	8.3
Air District	Shasta County	16.8	10.8
Air District	Siskiyou County	16.8	10.8
Air District	South Coast	19.8	14.7
Air District	Tehama County	16.8	10.8
Air District	Tuolumne	16.8	10.8
Air District	Ventura County	16.8	10.8
Air District	Yolo/Solano	15	10
County	Alameda	10.8	10.8
County	Alpine	16.8	10.8
County	Amador	16.8	10.8
County	Butte	12.54	12.54
County	Calaveras	16.8	10.8
County	Colusa	16.8	10.8
County	Contra Costa	10.8	10.8
County	Del Norte	16.8	10.8
County	El Dorado-Lake	16.8	10.8
County	El Dorado-	16.8	10.8
County	Fresno	16.8	10.8
County	Glenn	16.8	10.8
County	Humboldt	16.8	10.8
County	Imperial	10.2	7.3
County	Inyo	16.8	10.8
County	Kern-Mojave	16.8	10.8
County	Kern-San	16.8	10.8
County	Kings	16.8	10.8
County	Lake	16.8	10.8
County	Lassen	16.8	10.8
County	Los Angeles-	16.8	10.8
County	Los Angeles-	19.8	14.7
County	Madera	16.8	10.8
County	Marin	10.8	10.8
County	Mariposa	16.8	10.8
County	Mendocino-	16.8	10.8
County	Mendocino-	16.8	10.8
County	Mendocino-	16.8	10.8
County	Mendocino-	16.8	10.8
County	Merced	16.8	10.8
County	Modoc	16.8	10.8
County	Mono	16.8	10.8
County	Monterey	16.8	10.8
County	Napa	10.8	10.8

County	Nevada	16.8	10.8
County	Orange	19.8	14.7
County	Placer-Lake	16.8	10.8
County	Placer-Mountain	16.8	10.8
County	Placer-	16.8	10.8
County	Plumas	16.8	10.8
County	Riverside-	16.8	10.8
County	Riverside-	19.8	14.7
County	Riverside-Salton	14.6	11
County	Riverside-South	19.8	14.7
County	Sacramento	15	10
County	San Benito	16.8	10.8
County	San Bernardino-	16.8	10.8
County	San Bernardino-	19.8	14.7
County	San Diego	16.8	10.8
County	San Francisco	10.8	10.8
County	San Joaquin	16.8	10.8
County	San Luis Obispo	13	13
County	San Mateo	10.8	10.8
County	Santa Barbara-	8.3	8.3
County	Santa Barbara-	8.3	8.3
County	Santa Clara	10.8	10.8
County	Santa Cruz	16.8	10.8
County	Shasta	16.8	10.8
County	Sierra	16.8	10.8
County	Siskiyou	16.8	10.8
County	Solano-	15	10
County	Solano-San	16.8	10.8
County	Sonoma-North	16.8	10.8
County	Sonoma-San	10.8	10.8
County	Stanislaus	16.8	10.8
County	Sutter	16.8	10.8
County	Tehama	16.8	10.8
County	Trinity	16.8	10.8
County	Tulare	16.8	10.8
County	Tuolumne	16.8	10.8
County	Ventura	16.8	10.8
County	Yolo	15	10
County	Yuba	16.8	10.8
Statewide	Statewide	16.8	10.8

Worker Trip Length by Air Basin		
Air Basin	Rural (miles)	Urban (miles)
Great Basin Valleys	16.8	10.8
Lake County	16.8	10.8
Lake Tahoe	16.8	10.8
Mojave Desert	16.8	10.8
Mountain Counties	16.8	10.8
North Central Coast	17.1	12.3
North Coast	16.8	10.8
Northeast Plateau	16.8	10.8
Sacramento Valley	16.8	10.8
Salton Sea	14.6	11
San Diego	16.8	10.8
San Francisco Bay Area	10.8	10.8
San Joaquin Valley	16.8	10.8
South Central Coast	16.8	10.8
South Coast	19.8	14.7
Average	16.47	11.17
Mininum	10.80	10.80
Maximum	19.80	14.70
Range	9.00	3.90

Village South Specific Plan (Proposed) - Los Angeles-South Coast County, Annual

Village South Specific Plan (Proposed)

Los Angeles-South Coast County, Annual

1.0 Project Characteristics

1.1 Land Usage

Land Uses	Size	Metric	Lot Acreage	Floor Surface Area	Population
General Office Building	45.00	1000sqft	1.03	45,000.00	0
High Turnover (Sit Down Restaurant)	36.00	1000sqft	0.83	36,000.00	0
Hotel	50.00	Room	1.67	72,600.00	0
Quality Restaurant	8.00	1000sqft	0.18	8,000.00	0
Apartments Low Rise	25.00	Dwelling Unit	1.56	25,000.00	72
Apartments Mid Rise	975.00	Dwelling Unit	25.66	975,000.00	2789
Regional Shopping Center	56.00	1000sqft	1.29	56,000.00	0

1.2 Other Project Characteristics

Urbanization	Urban	Wind Speed (m/s)	2.2	Precipitation Freq (Days)	33
Climate Zone	9			Operational Year	2028
Utility Company	Southern California Edison				
CO2 Intensity (lb/MW hr)	702.44	CH4 Intensity (lb/MW hr)	0.029	N2O Intensity (lb/MW hr)	0.006

1.3 User Entered Comments & Non-Default Data

Village South Specific Plan (Proposed) - Los Angeles-South Coast County, Annual

Project Characteristics - Consistent with the DEIR's model.

Land Use - See SWAPE comment regarding residential and retail land uses.

Construction Phase - See SWAPE comment regarding individual construction phase lengths.

Demolition - Consistent with the DEIR's model. See SWAPE comment regarding demolition.

Vehicle Trips - Saturday trips consistent with the DEIR's model. See SWAPE comment regarding weekday and Sunday trips.

Woodstoves - Woodstoves and wood-burning fireplaces consistent with the DEIR's model. See SWAPE comment regarding gas fireplaces.

Energy Use -

Construction Off-road Equipment Mitigation - See SWAPE comment on construction-related mitigation.

Area Mitigation - See SWAPE comment regarding operational mitigation measures.

Water Mitigation - See SWAPE comment regarding operational mitigation measures.

Table Name	Column Name	Default Value	New Value
tblFireplaces	FireplaceWoodMass	1,019.20	0.00
tblFireplaces	FireplaceWoodMass	1,019.20	0.00
tblFireplaces	NumberWood	1.25	0.00
tblFireplaces	NumberWood	48.75	0.00
tblVehicleTrips	ST_TR	7.16	6.17
tblVehicleTrips	ST_TR	6.39	3.87
tblVehicleTrips	ST_TR	2.46	1.39
tblVehicleTrips	ST_TR	158.37	79.82
tblVehicleTrips	ST_TR	8.19	3.75
tblVehicleTrips	ST_TR	94.36	63.99
tblVehicleTrips	ST_TR	49.97	10.74
tblVehicleTrips	SU_TR	6.07	6.16
tblVehicleTrips	SU_TR	5.86	4.18
tblVehicleTrips	SU_TR	1.05	0.69
tblVehicleTrips	SU_TR	131.84	78.27

Village South Specific Plan (Proposed) - Los Angeles-South Coast County, Annual

tblVehicleTrips	SU_TR	5.95	3.20
tblVehicleTrips	SU_TR	72.16	57.65
tblVehicleTrips	SU_TR	25.24	6.39
tblVehicleTrips	WD_TR	6.59	5.83
tblVehicleTrips	WD_TR	6.65	4.13
tblVehicleTrips	WD_TR	11.03	6.41
tblVehicleTrips	WD_TR	127.15	65.80
tblVehicleTrips	WD_TR	8.17	3.84
tblVehicleTrips	WD_TR	89.95	62.64
tblVehicleTrips	WD_TR	42.70	9.43
tblWoodstoves	NumberCatalytic	1.25	0.00
tblWoodstoves	NumberCatalytic	48.75	0.00
tblWoodstoves	NumberNoncatalytic	1.25	0.00
tblWoodstoves	NumberNoncatalytic	48.75	0.00
tblWoodstoves	WoodstoveDayYear	25.00	0.00
tblWoodstoves	WoodstoveDayYear	25.00	0.00
tblWoodstoves	WoodstoveWoodMass	999.60	0.00
tblWoodstoves	WoodstoveWoodMass	999.60	0.00

2.0 Emissions Summary

Village South Specific Plan (Proposed) - Los Angeles-South Coast County, Annual

2.1 Overall Construction**Unmitigated Construction**

	ROG	NOx	CO	SO2	Fugitive PM10	Exhaust PM10	PM10 Total	Fugitive PM2.5	Exhaust PM2.5	PM2.5 Total	Bio- CO2	NBio- CO2	Total CO2	CH4	N2O	CO2e
Year	tons/yr										MT/yr					
2021	0.1713	1.8242	1.1662	2.4000e-003	0.4169	0.0817	0.4986	0.1795	0.0754	0.2549	0.0000	213.1969	213.1969	0.0601	0.0000	214.6993
2022	0.6904	4.1142	6.1625	0.0189	1.3058	0.1201	1.4259	0.3460	0.1128	0.4588	0.0000	1,721.6826	1,721.6826	0.1294	0.0000	1,724.9187
2023	0.6148	3.3649	5.6747	0.0178	1.1963	0.0996	1.2959	0.3203	0.0935	0.4138	0.0000	1,627.5295	1,627.5295	0.1185	0.0000	1,630.4925
2024	4.1619	0.1335	0.2810	5.9000e-004	0.0325	6.4700e-003	0.0390	8.6300e-003	6.0400e-003	0.0147	0.0000	52.9078	52.9078	8.0200e-003	0.0000	53.1082
Maximum	4.1619	4.1142	6.1625	0.0189	1.3058	0.1201	1.4259	0.3460	0.1128	0.4588	0.0000	1,721.6826	1,721.6826	0.1294	0.0000	1,724.9187

Village South Specific Plan (Proposed) - Los Angeles-South Coast County, Annual

2.1 Overall Construction**Mitigated Construction**

	ROG	NOx	CO	SO2	Fugitive PM10	Exhaust PM10	PM10 Total	Fugitive PM2.5	Exhaust PM2.5	PM2.5 Total	Bio- CO2	NBio- CO2	Total CO2	CH4	N2O	CO2e
Year	tons/yr										MT/yr					
2021	0.1713	1.8242	1.1662	2.4000e-003	0.4169	0.0817	0.4986	0.1795	0.0754	0.2549	0.0000	213.1967	213.1967	0.0601	0.0000	214.6991
2022	0.6904	4.1142	6.1625	0.0189	1.3058	0.1201	1.4259	0.3460	0.1128	0.4588	0.0000	1,721.6823	1,721.6823	0.1294	0.0000	1,724.9183
2023	0.6148	3.3648	5.6747	0.0178	1.1963	0.0996	1.2959	0.3203	0.0935	0.4138	0.0000	1,627.5291	1,627.5291	0.1185	0.0000	1,630.4921
2024	4.1619	0.1335	0.2810	5.9000e-004	0.0325	6.4700e-003	0.0390	8.6300e-003	6.0400e-003	0.0147	0.0000	52.9077	52.9077	8.0200e-003	0.0000	53.1082
Maximum	4.1619	4.1142	6.1625	0.0189	1.3058	0.1201	1.4259	0.3460	0.1128	0.4588	0.0000	1,721.6823	1,721.6823	0.1294	0.0000	1,724.9183

	ROG	NOx	CO	SO2	Fugitive PM10	Exhaust PM10	PM10 Total	Fugitive PM2.5	Exhaust PM2.5	PM2.5 Total	Bio- CO2	NBio-CO2	Total CO2	CH4	N2O	CO2e
Percent Reduction	0.00	0.00	0.00	0.00	0.00	0.00	0.00	0.00	0.00	0.00	0.00	0.00	0.00	0.00	0.00	0.00

Quarter	Start Date	End Date	Maximum Unmitigated ROG + NOX (tons/quarter)	Maximum Mitigated ROG + NOX (tons/quarter)
1	9-1-2021	11-30-2021	1.4103	1.4103
2	12-1-2021	2-28-2022	1.3613	1.3613
3	3-1-2022	5-31-2022	1.1985	1.1985
4	6-1-2022	8-31-2022	1.1921	1.1921
5	9-1-2022	11-30-2022	1.1918	1.1918
6	12-1-2022	2-28-2023	1.0774	1.0774
7	3-1-2023	5-31-2023	1.0320	1.0320
8	6-1-2023	8-31-2023	1.0260	1.0260

Village South Specific Plan (Proposed) - Los Angeles-South Coast County, Annual

9	9-1-2023	11-30-2023	1.0265	1.0265
10	12-1-2023	2-29-2024	2.8857	2.8857
11	3-1-2024	5-31-2024	1.6207	1.6207
		Highest	2.8857	2.8857

2.2 Overall Operational

Unmitigated Operational

	ROG	NOx	CO	SO2	Fugitive PM10	Exhaust PM10	PM10 Total	Fugitive PM2.5	Exhaust PM2.5	PM2.5 Total	Bio- CO2	NBio- CO2	Total CO2	CH4	N2O	CO2e
Category	tons/yr										MT/yr					
Area	5.1437	0.2950	10.3804	1.6700e-003		0.0714	0.0714		0.0714	0.0714	0.0000	220.9670	220.9670	0.0201	3.7400e-003	222.5835
Energy	0.1398	1.2312	0.7770	7.6200e-003		0.0966	0.0966		0.0966	0.0966	0.0000	3,896.0732	3,896.0732	0.1303	0.0468	3,913.2833
Mobile	1.5857	7.9962	19.1834	0.0821	7.7979	0.0580	7.8559	2.0895	0.0539	2.1434	0.0000	7,620.4986	7,620.4986	0.3407	0.0000	7,629.0162
Waste						0.0000	0.0000		0.0000	0.0000	207.8079	0.0000	207.8079	12.2811	0.0000	514.8354
Water						0.0000	0.0000		0.0000	0.0000	29.1632	556.6420	585.8052	3.0183	0.0755	683.7567
Total	6.8692	9.5223	30.3407	0.0914	7.7979	0.2260	8.0240	2.0895	0.2219	2.3114	236.9712	12,294.1807	12,531.1519	15.7904	0.1260	12,963.4751

Village South Specific Plan (Proposed) - Los Angeles-South Coast County, Annual

2.2 Overall Operational**Mitigated Operational**

	ROG	NOx	CO	SO2	Fugitive PM10	Exhaust PM10	PM10 Total	Fugitive PM2.5	Exhaust PM2.5	PM2.5 Total	Bio- CO2	NBio- CO2	Total CO2	CH4	N2O	CO2e
Category	tons/yr										MT/yr					
Area	5.1437	0.2950	10.3804	1.6700e-003		0.0714	0.0714		0.0714	0.0714	0.0000	220.9670	220.9670	0.0201	3.7400e-003	222.5835
Energy	0.1398	1.2312	0.7770	7.6200e-003		0.0966	0.0966		0.0966	0.0966	0.0000	3,896.0732	3,896.0732	0.1303	0.0468	3,913.2833
Mobile	1.5857	7.9962	19.1834	0.0821	7.7979	0.0580	7.8559	2.0895	0.0539	2.1434	0.0000	7,620.4986	7,620.4986	0.3407	0.0000	7,629.0162
Waste						0.0000	0.0000		0.0000	0.0000	207.8079	0.0000	207.8079	12.2811	0.0000	514.8354
Water						0.0000	0.0000		0.0000	0.0000	29.1632	556.6420	585.8052	3.0183	0.0755	683.7567
Total	6.8692	9.5223	30.3407	0.0914	7.7979	0.2260	8.0240	2.0895	0.2219	2.3114	236.9712	12,294.1807	12,531.1519	15.7904	0.1260	12,963.4751

	ROG	NOx	CO	SO2	Fugitive PM10	Exhaust PM10	PM10 Total	Fugitive PM2.5	Exhaust PM2.5	PM2.5 Total	Bio- CO2	NBio-CO2	Total CO2	CH4	N2O	CO2e
Percent Reduction	0.00	0.00	0.00	0.00	0.00	0.00	0.00	0.00	0.00	0.00	0.00	0.00	0.00	0.00	0.00	0.00

3.0 Construction Detail**Construction Phase**

Village South Specific Plan (Proposed) - Los Angeles-South Coast County, Annual

Phase Number	Phase Name	Phase Type	Start Date	End Date	Num Days Week	Num Days	Phase Description
1	Demolition	Demolition	9/1/2021	10/12/2021	5	30	
2	Site Preparation	Site Preparation	10/13/2021	11/9/2021	5	20	
3	Grading	Grading	11/10/2021	1/11/2022	5	45	
4	Building Construction	Building Construction	1/12/2022	12/12/2023	5	500	
5	Paving	Paving	12/13/2023	1/30/2024	5	35	
6	Architectural Coating	Architectural Coating	1/31/2024	3/19/2024	5	35	

Acres of Grading (Site Preparation Phase): 0

Acres of Grading (Grading Phase): 112.5

Acres of Paving: 0

Residential Indoor: 2,025,000; Residential Outdoor: 675,000; Non-Residential Indoor: 326,400; Non-Residential Outdoor: 108,800; Striped Parking Area: 0 (Architectural Coating – sqft)

OffRoad Equipment

Village South Specific Plan (Proposed) - Los Angeles-South Coast County, Annual

Phase Name	Offroad Equipment Type	Amount	Usage Hours	Horse Power	Load Factor
Demolition	Concrete/Industrial Saws	1	8.00	81	0.73
Demolition	Excavators	3	8.00	158	0.38
Demolition	Rubber Tired Dozers	2	8.00	247	0.40
Site Preparation	Rubber Tired Dozers	3	8.00	247	0.40
Site Preparation	Tractors/Loaders/Backhoes	4	8.00	97	0.37
Grading	Excavators	2	8.00	158	0.38
Grading	Graders	1	8.00	187	0.41
Grading	Rubber Tired Dozers	1	8.00	247	0.40
Grading	Scrapers	2	8.00	367	0.48
Grading	Tractors/Loaders/Backhoes	2	8.00	97	0.37
Building Construction	Cranes	1	7.00	231	0.29
Building Construction	Forklifts	3	8.00	89	0.20
Building Construction	Generator Sets	1	8.00	84	0.74
Building Construction	Tractors/Loaders/Backhoes	3	7.00	97	0.37
Building Construction	Welders	1	8.00	46	0.45
Paving	Pavers	2	8.00	130	0.42
Paving	Paving Equipment	2	8.00	132	0.36
Paving	Rollers	2	8.00	80	0.38
Architectural Coating	Air Compressors	1	6.00	78	0.48

Trips and VMT

Village South Specific Plan (Proposed) - Los Angeles-South Coast County, Annual

Phase Name	Offroad Equipment Count	Worker Trip Number	Vendor Trip Number	Hauling Trip Number	Worker Trip Length	Vendor Trip Length	Hauling Trip Length	Worker Vehicle Class	Vendor Vehicle Class	Hauling Vehicle Class
Demolition	6	15.00	0.00	458.00	14.70	6.90	20.00	LD_Mix	HDT_Mix	HHDT
Site Preparation	7	18.00	0.00	0.00	14.70	6.90	20.00	LD_Mix	HDT_Mix	HHDT
Grading	8	20.00	0.00	0.00	14.70	6.90	20.00	LD_Mix	HDT_Mix	HHDT
Building Construction	9	801.00	143.00	0.00	14.70	6.90	20.00	LD_Mix	HDT_Mix	HHDT
Paving	6	15.00	0.00	0.00	14.70	6.90	20.00	LD_Mix	HDT_Mix	HHDT
Architectural Coating	1	160.00	0.00	0.00	14.70	6.90	20.00	LD_Mix	HDT_Mix	HHDT

3.1 Mitigation Measures Construction

3.2 Demolition - 2021

Unmitigated Construction On-Site

	ROG	NOx	CO	SO2	Fugitive PM10	Exhaust PM10	PM10 Total	Fugitive PM2.5	Exhaust PM2.5	PM2.5 Total	Bio- CO2	NBio- CO2	Total CO2	CH4	N2O	CO2e
Category	tons/yr										MT/yr					
Fugitive Dust					0.0496	0.0000	0.0496	7.5100e-003	0.0000	7.5100e-003	0.0000	0.0000	0.0000	0.0000	0.0000	0.0000
Off-Road	0.0475	0.4716	0.3235	5.8000e-004		0.0233	0.0233		0.0216	0.0216	0.0000	51.0012	51.0012	0.0144	0.0000	51.3601
Total	0.0475	0.4716	0.3235	5.8000e-004	0.0496	0.0233	0.0729	7.5100e-003	0.0216	0.0291	0.0000	51.0012	51.0012	0.0144	0.0000	51.3601

Village South Specific Plan (Proposed) - Los Angeles-South Coast County, Annual

3.2 Demolition - 2021**Unmitigated Construction Off-Site**

	ROG	NOx	CO	SO2	Fugitive PM10	Exhaust PM10	PM10 Total	Fugitive PM2.5	Exhaust PM2.5	PM2.5 Total	Bio- CO2	NBio- CO2	Total CO2	CH4	N2O	CO2e
Category	tons/yr										MT/yr					
Hauling	1.9300e-003	0.0634	0.0148	1.8000e-004	3.9400e-003	1.9000e-004	4.1300e-003	1.0800e-003	1.8000e-004	1.2600e-003	0.0000	17.4566	17.4566	1.2100e-003	0.0000	17.4869
Vendor	0.0000	0.0000	0.0000	0.0000	0.0000	0.0000	0.0000	0.0000	0.0000	0.0000	0.0000	0.0000	0.0000	0.0000	0.0000	0.0000
Worker	9.7000e-004	7.5000e-004	8.5100e-003	2.0000e-005	2.4700e-003	2.0000e-005	2.4900e-003	6.5000e-004	2.0000e-005	6.7000e-004	0.0000	2.2251	2.2251	7.0000e-005	0.0000	2.2267
Total	2.9000e-003	0.0641	0.0233	2.0000e-004	6.4100e-003	2.1000e-004	6.6200e-003	1.7300e-003	2.0000e-004	1.9300e-003	0.0000	19.6816	19.6816	1.2800e-003	0.0000	19.7136

Mitigated Construction On-Site

	ROG	NOx	CO	SO2	Fugitive PM10	Exhaust PM10	PM10 Total	Fugitive PM2.5	Exhaust PM2.5	PM2.5 Total	Bio- CO2	NBio- CO2	Total CO2	CH4	N2O	CO2e
Category	tons/yr										MT/yr					
Fugitive Dust					0.0496	0.0000	0.0496	7.5100e-003	0.0000	7.5100e-003	0.0000	0.0000	0.0000	0.0000	0.0000	0.0000
Off-Road	0.0475	0.4716	0.3235	5.8000e-004		0.0233	0.0233		0.0216	0.0216	0.0000	51.0011	51.0011	0.0144	0.0000	51.3600
Total	0.0475	0.4716	0.3235	5.8000e-004	0.0496	0.0233	0.0729	7.5100e-003	0.0216	0.0291	0.0000	51.0011	51.0011	0.0144	0.0000	51.3600

Village South Specific Plan (Proposed) - Los Angeles-South Coast County, Annual

3.2 Demolition - 2021**Mitigated Construction Off-Site**

	ROG	NOx	CO	SO2	Fugitive PM10	Exhaust PM10	PM10 Total	Fugitive PM2.5	Exhaust PM2.5	PM2.5 Total	Bio- CO2	NBio- CO2	Total CO2	CH4	N2O	CO2e
Category	tons/yr										MT/yr					
Hauling	1.9300e-003	0.0634	0.0148	1.8000e-004	3.9400e-003	1.9000e-004	4.1300e-003	1.0800e-003	1.8000e-004	1.2600e-003	0.0000	17.4566	17.4566	1.2100e-003	0.0000	17.4869
Vendor	0.0000	0.0000	0.0000	0.0000	0.0000	0.0000	0.0000	0.0000	0.0000	0.0000	0.0000	0.0000	0.0000	0.0000	0.0000	0.0000
Worker	9.7000e-004	7.5000e-004	8.5100e-003	2.0000e-005	2.4700e-003	2.0000e-005	2.4900e-003	6.5000e-004	2.0000e-005	6.7000e-004	0.0000	2.2251	2.2251	7.0000e-005	0.0000	2.2267
Total	2.9000e-003	0.0641	0.0233	2.0000e-004	6.4100e-003	2.1000e-004	6.6200e-003	1.7300e-003	2.0000e-004	1.9300e-003	0.0000	19.6816	19.6816	1.2800e-003	0.0000	19.7136

3.3 Site Preparation - 2021**Unmitigated Construction On-Site**

	ROG	NOx	CO	SO2	Fugitive PM10	Exhaust PM10	PM10 Total	Fugitive PM2.5	Exhaust PM2.5	PM2.5 Total	Bio- CO2	NBio- CO2	Total CO2	CH4	N2O	CO2e
Category	tons/yr										MT/yr					
Fugitive Dust					0.1807	0.0000	0.1807	0.0993	0.0000	0.0993	0.0000	0.0000	0.0000	0.0000	0.0000	0.0000
Off-Road	0.0389	0.4050	0.2115	3.8000e-004		0.0204	0.0204		0.0188	0.0188	0.0000	33.4357	33.4357	0.0108	0.0000	33.7061
Total	0.0389	0.4050	0.2115	3.8000e-004	0.1807	0.0204	0.2011	0.0993	0.0188	0.1181	0.0000	33.4357	33.4357	0.0108	0.0000	33.7061

Village South Specific Plan (Proposed) - Los Angeles-South Coast County, Annual

3.3 Site Preparation - 2021**Unmitigated Construction Off-Site**

	ROG	NOx	CO	SO2	Fugitive PM10	Exhaust PM10	PM10 Total	Fugitive PM2.5	Exhaust PM2.5	PM2.5 Total	Bio- CO2	NBio- CO2	Total CO2	CH4	N2O	CO2e
Category	tons/yr										MT/yr					
Hauling	0.0000	0.0000	0.0000	0.0000	0.0000	0.0000	0.0000	0.0000	0.0000	0.0000	0.0000	0.0000	0.0000	0.0000	0.0000	0.0000
Vendor	0.0000	0.0000	0.0000	0.0000	0.0000	0.0000	0.0000	0.0000	0.0000	0.0000	0.0000	0.0000	0.0000	0.0000	0.0000	0.0000
Worker	7.7000e-004	6.0000e-004	6.8100e-003	2.0000e-005	1.9700e-003	2.0000e-005	1.9900e-003	5.2000e-004	1.0000e-005	5.4000e-004	0.0000	1.7801	1.7801	5.0000e-005	0.0000	1.7814
Total	7.7000e-004	6.0000e-004	6.8100e-003	2.0000e-005	1.9700e-003	2.0000e-005	1.9900e-003	5.2000e-004	1.0000e-005	5.4000e-004	0.0000	1.7801	1.7801	5.0000e-005	0.0000	1.7814

Mitigated Construction On-Site

	ROG	NOx	CO	SO2	Fugitive PM10	Exhaust PM10	PM10 Total	Fugitive PM2.5	Exhaust PM2.5	PM2.5 Total	Bio- CO2	NBio- CO2	Total CO2	CH4	N2O	CO2e
Category	tons/yr										MT/yr					
Fugitive Dust					0.1807	0.0000	0.1807	0.0993	0.0000	0.0993	0.0000	0.0000	0.0000	0.0000	0.0000	0.0000
Off-Road	0.0389	0.4050	0.2115	3.8000e-004		0.0204	0.0204		0.0188	0.0188	0.0000	33.4357	33.4357	0.0108	0.0000	33.7060
Total	0.0389	0.4050	0.2115	3.8000e-004	0.1807	0.0204	0.2011	0.0993	0.0188	0.1181	0.0000	33.4357	33.4357	0.0108	0.0000	33.7060

Village South Specific Plan (Proposed) - Los Angeles-South Coast County, Annual

3.3 Site Preparation - 2021**Mitigated Construction Off-Site**

	ROG	NOx	CO	SO2	Fugitive PM10	Exhaust PM10	PM10 Total	Fugitive PM2.5	Exhaust PM2.5	PM2.5 Total	Bio- CO2	NBio- CO2	Total CO2	CH4	N2O	CO2e
Category	tons/yr										MT/yr					
Hauling	0.0000	0.0000	0.0000	0.0000	0.0000	0.0000	0.0000	0.0000	0.0000	0.0000	0.0000	0.0000	0.0000	0.0000	0.0000	0.0000
Vendor	0.0000	0.0000	0.0000	0.0000	0.0000	0.0000	0.0000	0.0000	0.0000	0.0000	0.0000	0.0000	0.0000	0.0000	0.0000	0.0000
Worker	7.7000e-004	6.0000e-004	6.8100e-003	2.0000e-005	1.9700e-003	2.0000e-005	1.9900e-003	5.2000e-004	1.0000e-005	5.4000e-004	0.0000	1.7801	1.7801	5.0000e-005	0.0000	1.7814
Total	7.7000e-004	6.0000e-004	6.8100e-003	2.0000e-005	1.9700e-003	2.0000e-005	1.9900e-003	5.2000e-004	1.0000e-005	5.4000e-004	0.0000	1.7801	1.7801	5.0000e-005	0.0000	1.7814

3.4 Grading - 2021**Unmitigated Construction On-Site**

	ROG	NOx	CO	SO2	Fugitive PM10	Exhaust PM10	PM10 Total	Fugitive PM2.5	Exhaust PM2.5	PM2.5 Total	Bio- CO2	NBio- CO2	Total CO2	CH4	N2O	CO2e
Category	tons/yr										MT/yr					
Fugitive Dust					0.1741	0.0000	0.1741	0.0693	0.0000	0.0693	0.0000	0.0000	0.0000	0.0000	0.0000	0.0000
Off-Road	0.0796	0.8816	0.5867	1.1800e-003		0.0377	0.0377		0.0347	0.0347	0.0000	103.5405	103.5405	0.0335	0.0000	104.3776
Total	0.0796	0.8816	0.5867	1.1800e-003	0.1741	0.0377	0.2118	0.0693	0.0347	0.1040	0.0000	103.5405	103.5405	0.0335	0.0000	104.3776

Village South Specific Plan (Proposed) - Los Angeles-South Coast County, Annual

3.4 Grading - 2021**Unmitigated Construction Off-Site**

	ROG	NOx	CO	SO2	Fugitive PM10	Exhaust PM10	PM10 Total	Fugitive PM2.5	Exhaust PM2.5	PM2.5 Total	Bio- CO2	NBio- CO2	Total CO2	CH4	N2O	CO2e
Category	tons/yr										MT/yr					
Hauling	0.0000	0.0000	0.0000	0.0000	0.0000	0.0000	0.0000	0.0000	0.0000	0.0000	0.0000	0.0000	0.0000	0.0000	0.0000	0.0000
Vendor	0.0000	0.0000	0.0000	0.0000	0.0000	0.0000	0.0000	0.0000	0.0000	0.0000	0.0000	0.0000	0.0000	0.0000	0.0000	0.0000
Worker	1.6400e-003	1.2700e-003	0.0144	4.0000e-005	4.1600e-003	3.0000e-005	4.2000e-003	1.1100e-003	3.0000e-005	1.1400e-003	0.0000	3.7579	3.7579	1.1000e-004	0.0000	3.7607
Total	1.6400e-003	1.2700e-003	0.0144	4.0000e-005	4.1600e-003	3.0000e-005	4.2000e-003	1.1100e-003	3.0000e-005	1.1400e-003	0.0000	3.7579	3.7579	1.1000e-004	0.0000	3.7607

Mitigated Construction On-Site

	ROG	NOx	CO	SO2	Fugitive PM10	Exhaust PM10	PM10 Total	Fugitive PM2.5	Exhaust PM2.5	PM2.5 Total	Bio- CO2	NBio- CO2	Total CO2	CH4	N2O	CO2e
Category	tons/yr										MT/yr					
Fugitive Dust					0.1741	0.0000	0.1741	0.0693	0.0000	0.0693	0.0000	0.0000	0.0000	0.0000	0.0000	0.0000
Off-Road	0.0796	0.8816	0.5867	1.1800e-003		0.0377	0.0377		0.0347	0.0347	0.0000	103.5403	103.5403	0.0335	0.0000	104.3775
Total	0.0796	0.8816	0.5867	1.1800e-003	0.1741	0.0377	0.2118	0.0693	0.0347	0.1040	0.0000	103.5403	103.5403	0.0335	0.0000	104.3775

Village South Specific Plan (Proposed) - Los Angeles-South Coast County, Annual

3.4 Grading - 2021**Mitigated Construction Off-Site**

	ROG	NOx	CO	SO2	Fugitive PM10	Exhaust PM10	PM10 Total	Fugitive PM2.5	Exhaust PM2.5	PM2.5 Total	Bio- CO2	NBio- CO2	Total CO2	CH4	N2O	CO2e
Category	tons/yr										MT/yr					
Hauling	0.0000	0.0000	0.0000	0.0000	0.0000	0.0000	0.0000	0.0000	0.0000	0.0000	0.0000	0.0000	0.0000	0.0000	0.0000	0.0000
Vendor	0.0000	0.0000	0.0000	0.0000	0.0000	0.0000	0.0000	0.0000	0.0000	0.0000	0.0000	0.0000	0.0000	0.0000	0.0000	0.0000
Worker	1.6400e-003	1.2700e-003	0.0144	4.0000e-005	4.1600e-003	3.0000e-005	4.2000e-003	1.1100e-003	3.0000e-005	1.1400e-003	0.0000	3.7579	3.7579	1.1000e-004	0.0000	3.7607
Total	1.6400e-003	1.2700e-003	0.0144	4.0000e-005	4.1600e-003	3.0000e-005	4.2000e-003	1.1100e-003	3.0000e-005	1.1400e-003	0.0000	3.7579	3.7579	1.1000e-004	0.0000	3.7607

3.4 Grading - 2022**Unmitigated Construction On-Site**

	ROG	NOx	CO	SO2	Fugitive PM10	Exhaust PM10	PM10 Total	Fugitive PM2.5	Exhaust PM2.5	PM2.5 Total	Bio- CO2	NBio- CO2	Total CO2	CH4	N2O	CO2e
Category	tons/yr										MT/yr					
Fugitive Dust					0.0807	0.0000	0.0807	0.0180	0.0000	0.0180	0.0000	0.0000	0.0000	0.0000	0.0000	0.0000
Off-Road	0.0127	0.1360	0.1017	2.2000e-004		5.7200e-003	5.7200e-003		5.2600e-003	5.2600e-003	0.0000	19.0871	19.0871	6.1700e-003	0.0000	19.2414
Total	0.0127	0.1360	0.1017	2.2000e-004	0.0807	5.7200e-003	0.0865	0.0180	5.2600e-003	0.0233	0.0000	19.0871	19.0871	6.1700e-003	0.0000	19.2414

Village South Specific Plan (Proposed) - Los Angeles-South Coast County, Annual

3.4 Grading - 2022**Unmitigated Construction Off-Site**

	ROG	NOx	CO	SO2	Fugitive PM10	Exhaust PM10	PM10 Total	Fugitive PM2.5	Exhaust PM2.5	PM2.5 Total	Bio- CO2	NBio- CO2	Total CO2	CH4	N2O	CO2e
Category	tons/yr										MT/yr					
Hauling	0.0000	0.0000	0.0000	0.0000	0.0000	0.0000	0.0000	0.0000	0.0000	0.0000	0.0000	0.0000	0.0000	0.0000	0.0000	0.0000
Vendor	0.0000	0.0000	0.0000	0.0000	0.0000	0.0000	0.0000	0.0000	0.0000	0.0000	0.0000	0.0000	0.0000	0.0000	0.0000	0.0000
Worker	2.8000e-004	2.1000e-004	2.4400e-003	1.0000e-005	7.7000e-004	1.0000e-005	7.7000e-004	2.0000e-004	1.0000e-005	2.1000e-004	0.0000	0.6679	0.6679	2.0000e-005	0.0000	0.6684
Total	2.8000e-004	2.1000e-004	2.4400e-003	1.0000e-005	7.7000e-004	1.0000e-005	7.7000e-004	2.0000e-004	1.0000e-005	2.1000e-004	0.0000	0.6679	0.6679	2.0000e-005	0.0000	0.6684

Mitigated Construction On-Site

	ROG	NOx	CO	SO2	Fugitive PM10	Exhaust PM10	PM10 Total	Fugitive PM2.5	Exhaust PM2.5	PM2.5 Total	Bio- CO2	NBio- CO2	Total CO2	CH4	N2O	CO2e
Category	tons/yr										MT/yr					
Fugitive Dust					0.0807	0.0000	0.0807	0.0180	0.0000	0.0180	0.0000	0.0000	0.0000	0.0000	0.0000	0.0000
Off-Road	0.0127	0.1360	0.1017	2.2000e-004		5.7200e-003	5.7200e-003		5.2600e-003	5.2600e-003	0.0000	19.0871	19.0871	6.1700e-003	0.0000	19.2414
Total	0.0127	0.1360	0.1017	2.2000e-004	0.0807	5.7200e-003	0.0865	0.0180	5.2600e-003	0.0233	0.0000	19.0871	19.0871	6.1700e-003	0.0000	19.2414

Village South Specific Plan (Proposed) - Los Angeles-South Coast County, Annual

3.4 Grading - 2022**Mitigated Construction Off-Site**

	ROG	NOx	CO	SO2	Fugitive PM10	Exhaust PM10	PM10 Total	Fugitive PM2.5	Exhaust PM2.5	PM2.5 Total	Bio- CO2	NBio- CO2	Total CO2	CH4	N2O	CO2e
Category	tons/yr										MT/yr					
Hauling	0.0000	0.0000	0.0000	0.0000	0.0000	0.0000	0.0000	0.0000	0.0000	0.0000	0.0000	0.0000	0.0000	0.0000	0.0000	0.0000
Vendor	0.0000	0.0000	0.0000	0.0000	0.0000	0.0000	0.0000	0.0000	0.0000	0.0000	0.0000	0.0000	0.0000	0.0000	0.0000	0.0000
Worker	2.8000e-004	2.1000e-004	2.4400e-003	1.0000e-005	7.7000e-004	1.0000e-005	7.7000e-004	2.0000e-004	1.0000e-005	2.1000e-004	0.0000	0.6679	0.6679	2.0000e-005	0.0000	0.6684
Total	2.8000e-004	2.1000e-004	2.4400e-003	1.0000e-005	7.7000e-004	1.0000e-005	7.7000e-004	2.0000e-004	1.0000e-005	2.1000e-004	0.0000	0.6679	0.6679	2.0000e-005	0.0000	0.6684

3.5 Building Construction - 2022**Unmitigated Construction On-Site**

	ROG	NOx	CO	SO2	Fugitive PM10	Exhaust PM10	PM10 Total	Fugitive PM2.5	Exhaust PM2.5	PM2.5 Total	Bio- CO2	NBio- CO2	Total CO2	CH4	N2O	CO2e
Category	tons/yr										MT/yr					
Off-Road	0.2158	1.9754	2.0700	3.4100e-003		0.1023	0.1023		0.0963	0.0963	0.0000	293.1324	293.1324	0.0702	0.0000	294.8881
Total	0.2158	1.9754	2.0700	3.4100e-003		0.1023	0.1023		0.0963	0.0963	0.0000	293.1324	293.1324	0.0702	0.0000	294.8881

Village South Specific Plan (Proposed) - Los Angeles-South Coast County, Annual

3.5 Building Construction - 2022**Unmitigated Construction Off-Site**

	ROG	NOx	CO	SO2	Fugitive PM10	Exhaust PM10	PM10 Total	Fugitive PM2.5	Exhaust PM2.5	PM2.5 Total	Bio- CO2	NBio- CO2	Total CO2	CH4	N2O	CO2e
Category	tons/yr										MT/yr					
Hauling	0.0000	0.0000	0.0000	0.0000	0.0000	0.0000	0.0000	0.0000	0.0000	0.0000	0.0000	0.0000	0.0000	0.0000	0.0000	0.0000
Vendor	0.0527	1.6961	0.4580	4.5500e-003	0.1140	3.1800e-003	0.1171	0.0329	3.0400e-003	0.0359	0.0000	441.9835	441.9835	0.0264	0.0000	442.6435
Worker	0.4088	0.3066	3.5305	0.0107	1.1103	8.8700e-003	1.1192	0.2949	8.1700e-003	0.3031	0.0000	966.8117	966.8117	0.0266	0.0000	967.4773
Total	0.4616	2.0027	3.9885	0.0152	1.2243	0.0121	1.2363	0.3278	0.0112	0.3390	0.0000	1,408.7952	1,408.7952	0.0530	0.0000	1,410.1208

Mitigated Construction On-Site

	ROG	NOx	CO	SO2	Fugitive PM10	Exhaust PM10	PM10 Total	Fugitive PM2.5	Exhaust PM2.5	PM2.5 Total	Bio- CO2	NBio- CO2	Total CO2	CH4	N2O	CO2e
Category	tons/yr										MT/yr					
Off-Road	0.2158	1.9754	2.0700	3.4100e-003		0.1023	0.1023		0.0963	0.0963	0.0000	293.1321	293.1321	0.0702	0.0000	294.8877
Total	0.2158	1.9754	2.0700	3.4100e-003		0.1023	0.1023		0.0963	0.0963	0.0000	293.1321	293.1321	0.0702	0.0000	294.8877

Village South Specific Plan (Proposed) - Los Angeles-South Coast County, Annual

3.5 Building Construction - 2022**Mitigated Construction Off-Site**

	ROG	NOx	CO	SO2	Fugitive PM10	Exhaust PM10	PM10 Total	Fugitive PM2.5	Exhaust PM2.5	PM2.5 Total	Bio- CO2	NBio- CO2	Total CO2	CH4	N2O	CO2e
Category	tons/yr										MT/yr					
Hauling	0.0000	0.0000	0.0000	0.0000	0.0000	0.0000	0.0000	0.0000	0.0000	0.0000	0.0000	0.0000	0.0000	0.0000	0.0000	0.0000
Vendor	0.0527	1.6961	0.4580	4.5500e-003	0.1140	3.1800e-003	0.1171	0.0329	3.0400e-003	0.0359	0.0000	441.9835	441.9835	0.0264	0.0000	442.6435
Worker	0.4088	0.3066	3.5305	0.0107	1.1103	8.8700e-003	1.1192	0.2949	8.1700e-003	0.3031	0.0000	966.8117	966.8117	0.0266	0.0000	967.4773
Total	0.4616	2.0027	3.9885	0.0152	1.2243	0.0121	1.2363	0.3278	0.0112	0.3390	0.0000	1,408.7952	1,408.7952	0.0530	0.0000	1,410.1208

3.5 Building Construction - 2023**Unmitigated Construction On-Site**

	ROG	NOx	CO	SO2	Fugitive PM10	Exhaust PM10	PM10 Total	Fugitive PM2.5	Exhaust PM2.5	PM2.5 Total	Bio- CO2	NBio- CO2	Total CO2	CH4	N2O	CO2e
Category	tons/yr										MT/yr					
Off-Road	0.1942	1.7765	2.0061	3.3300e-003		0.0864	0.0864		0.0813	0.0813	0.0000	286.2789	286.2789	0.0681	0.0000	287.9814
Total	0.1942	1.7765	2.0061	3.3300e-003		0.0864	0.0864		0.0813	0.0813	0.0000	286.2789	286.2789	0.0681	0.0000	287.9814

Village South Specific Plan (Proposed) - Los Angeles-South Coast County, Annual

3.5 Building Construction - 2023**Unmitigated Construction Off-Site**

	ROG	NOx	CO	SO2	Fugitive PM10	Exhaust PM10	PM10 Total	Fugitive PM2.5	Exhaust PM2.5	PM2.5 Total	Bio- CO2	NBio- CO2	Total CO2	CH4	N2O	CO2e
Category	tons/yr										MT/yr					
Hauling	0.0000	0.0000	0.0000	0.0000	0.0000	0.0000	0.0000	0.0000	0.0000	0.0000	0.0000	0.0000	0.0000	0.0000	0.0000	0.0000
Vendor	0.0382	1.2511	0.4011	4.3000e-003	0.1113	1.4600e-003	0.1127	0.0321	1.4000e-003	0.0335	0.0000	417.9930	417.9930	0.0228	0.0000	418.5624
Worker	0.3753	0.2708	3.1696	0.0101	1.0840	8.4100e-003	1.0924	0.2879	7.7400e-003	0.2957	0.0000	909.3439	909.3439	0.0234	0.0000	909.9291
Total	0.4135	1.5218	3.5707	0.0144	1.1953	9.8700e-003	1.2051	0.3200	9.1400e-003	0.3292	0.0000	1,327.3369	1,327.3369	0.0462	0.0000	1,328.4916

Mitigated Construction On-Site

	ROG	NOx	CO	SO2	Fugitive PM10	Exhaust PM10	PM10 Total	Fugitive PM2.5	Exhaust PM2.5	PM2.5 Total	Bio- CO2	NBio- CO2	Total CO2	CH4	N2O	CO2e
Category	tons/yr										MT/yr					
Off-Road	0.1942	1.7765	2.0061	3.3300e-003		0.0864	0.0864		0.0813	0.0813	0.0000	286.2785	286.2785	0.0681	0.0000	287.9811
Total	0.1942	1.7765	2.0061	3.3300e-003		0.0864	0.0864		0.0813	0.0813	0.0000	286.2785	286.2785	0.0681	0.0000	287.9811

Village South Specific Plan (Proposed) - Los Angeles-South Coast County, Annual

3.5 Building Construction - 2023**Mitigated Construction Off-Site**

	ROG	NOx	CO	SO2	Fugitive PM10	Exhaust PM10	PM10 Total	Fugitive PM2.5	Exhaust PM2.5	PM2.5 Total	Bio- CO2	NBio- CO2	Total CO2	CH4	N2O	CO2e
Category	tons/yr										MT/yr					
Hauling	0.0000	0.0000	0.0000	0.0000	0.0000	0.0000	0.0000	0.0000	0.0000	0.0000	0.0000	0.0000	0.0000	0.0000	0.0000	0.0000
Vendor	0.0382	1.2511	0.4011	4.3000e-003	0.1113	1.4600e-003	0.1127	0.0321	1.4000e-003	0.0335	0.0000	417.9930	417.9930	0.0228	0.0000	418.5624
Worker	0.3753	0.2708	3.1696	0.0101	1.0840	8.4100e-003	1.0924	0.2879	7.7400e-003	0.2957	0.0000	909.3439	909.3439	0.0234	0.0000	909.9291
Total	0.4135	1.5218	3.5707	0.0144	1.1953	9.8700e-003	1.2051	0.3200	9.1400e-003	0.3292	0.0000	1,327.3369	1,327.3369	0.0462	0.0000	1,328.4916

3.6 Paving - 2023**Unmitigated Construction On-Site**

	ROG	NOx	CO	SO2	Fugitive PM10	Exhaust PM10	PM10 Total	Fugitive PM2.5	Exhaust PM2.5	PM2.5 Total	Bio- CO2	NBio- CO2	Total CO2	CH4	N2O	CO2e
Category	tons/yr										MT/yr					
Off-Road	6.7100e-003	0.0663	0.0948	1.5000e-004		3.3200e-003	3.3200e-003		3.0500e-003	3.0500e-003	0.0000	13.0175	13.0175	4.2100e-003	0.0000	13.1227
Paving	0.0000					0.0000	0.0000		0.0000	0.0000	0.0000	0.0000	0.0000	0.0000	0.0000	0.0000
Total	6.7100e-003	0.0663	0.0948	1.5000e-004		3.3200e-003	3.3200e-003		3.0500e-003	3.0500e-003	0.0000	13.0175	13.0175	4.2100e-003	0.0000	13.1227

Village South Specific Plan (Proposed) - Los Angeles-South Coast County, Annual

3.6 Paving - 2023**Unmitigated Construction Off-Site**

	ROG	NOx	CO	SO2	Fugitive PM10	Exhaust PM10	PM10 Total	Fugitive PM2.5	Exhaust PM2.5	PM2.5 Total	Bio- CO2	NBio- CO2	Total CO2	CH4	N2O	CO2e
Category	tons/yr										MT/yr					
Hauling	0.0000	0.0000	0.0000	0.0000	0.0000	0.0000	0.0000	0.0000	0.0000	0.0000	0.0000	0.0000	0.0000	0.0000	0.0000	0.0000
Vendor	0.0000	0.0000	0.0000	0.0000	0.0000	0.0000	0.0000	0.0000	0.0000	0.0000	0.0000	0.0000	0.0000	0.0000	0.0000	0.0000
Worker	3.7000e-004	2.7000e-004	3.1200e-003	1.0000e-005	1.0700e-003	1.0000e-005	1.0800e-003	2.8000e-004	1.0000e-005	2.9000e-004	0.0000	0.8963	0.8963	2.0000e-005	0.0000	0.8968
Total	3.7000e-004	2.7000e-004	3.1200e-003	1.0000e-005	1.0700e-003	1.0000e-005	1.0800e-003	2.8000e-004	1.0000e-005	2.9000e-004	0.0000	0.8963	0.8963	2.0000e-005	0.0000	0.8968

Mitigated Construction On-Site

	ROG	NOx	CO	SO2	Fugitive PM10	Exhaust PM10	PM10 Total	Fugitive PM2.5	Exhaust PM2.5	PM2.5 Total	Bio- CO2	NBio- CO2	Total CO2	CH4	N2O	CO2e
Category	tons/yr										MT/yr					
Off-Road	6.7100e-003	0.0663	0.0948	1.5000e-004		3.3200e-003	3.3200e-003		3.0500e-003	3.0500e-003	0.0000	13.0175	13.0175	4.2100e-003	0.0000	13.1227
Paving	0.0000					0.0000	0.0000		0.0000	0.0000	0.0000	0.0000	0.0000	0.0000	0.0000	0.0000
Total	6.7100e-003	0.0663	0.0948	1.5000e-004		3.3200e-003	3.3200e-003		3.0500e-003	3.0500e-003	0.0000	13.0175	13.0175	4.2100e-003	0.0000	13.1227

Village South Specific Plan (Proposed) - Los Angeles-South Coast County, Annual

3.6 Paving - 2023**Mitigated Construction Off-Site**

	ROG	NOx	CO	SO2	Fugitive PM10	Exhaust PM10	PM10 Total	Fugitive PM2.5	Exhaust PM2.5	PM2.5 Total	Bio- CO2	NBio- CO2	Total CO2	CH4	N2O	CO2e
Category	tons/yr										MT/yr					
Hauling	0.0000	0.0000	0.0000	0.0000	0.0000	0.0000	0.0000	0.0000	0.0000	0.0000	0.0000	0.0000	0.0000	0.0000	0.0000	0.0000
Vendor	0.0000	0.0000	0.0000	0.0000	0.0000	0.0000	0.0000	0.0000	0.0000	0.0000	0.0000	0.0000	0.0000	0.0000	0.0000	0.0000
Worker	3.7000e-004	2.7000e-004	3.1200e-003	1.0000e-005	1.0700e-003	1.0000e-005	1.0800e-003	2.8000e-004	1.0000e-005	2.9000e-004	0.0000	0.8963	0.8963	2.0000e-005	0.0000	0.8968
Total	3.7000e-004	2.7000e-004	3.1200e-003	1.0000e-005	1.0700e-003	1.0000e-005	1.0800e-003	2.8000e-004	1.0000e-005	2.9000e-004	0.0000	0.8963	0.8963	2.0000e-005	0.0000	0.8968

3.6 Paving - 2024**Unmitigated Construction On-Site**

	ROG	NOx	CO	SO2	Fugitive PM10	Exhaust PM10	PM10 Total	Fugitive PM2.5	Exhaust PM2.5	PM2.5 Total	Bio- CO2	NBio- CO2	Total CO2	CH4	N2O	CO2e
Category	tons/yr										MT/yr					
Off-Road	0.0109	0.1048	0.1609	2.5000e-004		5.1500e-003	5.1500e-003		4.7400e-003	4.7400e-003	0.0000	22.0292	22.0292	7.1200e-003	0.0000	22.2073
Paving	0.0000					0.0000	0.0000		0.0000	0.0000	0.0000	0.0000	0.0000	0.0000	0.0000	0.0000
Total	0.0109	0.1048	0.1609	2.5000e-004		5.1500e-003	5.1500e-003		4.7400e-003	4.7400e-003	0.0000	22.0292	22.0292	7.1200e-003	0.0000	22.2073

Village South Specific Plan (Proposed) - Los Angeles-South Coast County, Annual

3.6 Paving - 2024**Unmitigated Construction Off-Site**

	ROG	NOx	CO	SO2	Fugitive PM10	Exhaust PM10	PM10 Total	Fugitive PM2.5	Exhaust PM2.5	PM2.5 Total	Bio- CO2	NBio- CO2	Total CO2	CH4	N2O	CO2e
Category	tons/yr										MT/yr					
Hauling	0.0000	0.0000	0.0000	0.0000	0.0000	0.0000	0.0000	0.0000	0.0000	0.0000	0.0000	0.0000	0.0000	0.0000	0.0000	0.0000
Vendor	0.0000	0.0000	0.0000	0.0000	0.0000	0.0000	0.0000	0.0000	0.0000	0.0000	0.0000	0.0000	0.0000	0.0000	0.0000	0.0000
Worker	5.9000e-004	4.1000e-004	4.9200e-003	2.0000e-005	1.8100e-003	1.0000e-005	1.8200e-003	4.8000e-004	1.0000e-005	4.9000e-004	0.0000	1.4697	1.4697	4.0000e-005	0.0000	1.4706
Total	5.9000e-004	4.1000e-004	4.9200e-003	2.0000e-005	1.8100e-003	1.0000e-005	1.8200e-003	4.8000e-004	1.0000e-005	4.9000e-004	0.0000	1.4697	1.4697	4.0000e-005	0.0000	1.4706

Mitigated Construction On-Site

	ROG	NOx	CO	SO2	Fugitive PM10	Exhaust PM10	PM10 Total	Fugitive PM2.5	Exhaust PM2.5	PM2.5 Total	Bio- CO2	NBio- CO2	Total CO2	CH4	N2O	CO2e
Category	tons/yr										MT/yr					
Off-Road	0.0109	0.1048	0.1609	2.5000e-004		5.1500e-003	5.1500e-003		4.7400e-003	4.7400e-003	0.0000	22.0292	22.0292	7.1200e-003	0.0000	22.2073
Paving	0.0000					0.0000	0.0000		0.0000	0.0000	0.0000	0.0000	0.0000	0.0000	0.0000	0.0000
Total	0.0109	0.1048	0.1609	2.5000e-004		5.1500e-003	5.1500e-003		4.7400e-003	4.7400e-003	0.0000	22.0292	22.0292	7.1200e-003	0.0000	22.2073

Village South Specific Plan (Proposed) - Los Angeles-South Coast County, Annual

3.6 Paving - 2024**Mitigated Construction Off-Site**

	ROG	NOx	CO	SO2	Fugitive PM10	Exhaust PM10	PM10 Total	Fugitive PM2.5	Exhaust PM2.5	PM2.5 Total	Bio- CO2	NBio- CO2	Total CO2	CH4	N2O	CO2e
Category	tons/yr										MT/yr					
Hauling	0.0000	0.0000	0.0000	0.0000	0.0000	0.0000	0.0000	0.0000	0.0000	0.0000	0.0000	0.0000	0.0000	0.0000	0.0000	0.0000
Vendor	0.0000	0.0000	0.0000	0.0000	0.0000	0.0000	0.0000	0.0000	0.0000	0.0000	0.0000	0.0000	0.0000	0.0000	0.0000	0.0000
Worker	5.9000e-004	4.1000e-004	4.9200e-003	2.0000e-005	1.8100e-003	1.0000e-005	1.8200e-003	4.8000e-004	1.0000e-005	4.9000e-004	0.0000	1.4697	1.4697	4.0000e-005	0.0000	1.4706
Total	5.9000e-004	4.1000e-004	4.9200e-003	2.0000e-005	1.8100e-003	1.0000e-005	1.8200e-003	4.8000e-004	1.0000e-005	4.9000e-004	0.0000	1.4697	1.4697	4.0000e-005	0.0000	1.4706

3.7 Architectural Coating - 2024**Unmitigated Construction On-Site**

	ROG	NOx	CO	SO2	Fugitive PM10	Exhaust PM10	PM10 Total	Fugitive PM2.5	Exhaust PM2.5	PM2.5 Total	Bio- CO2	NBio- CO2	Total CO2	CH4	N2O	CO2e
Category	tons/yr										MT/yr					
Archit. Coating	4.1372					0.0000	0.0000		0.0000	0.0000	0.0000	0.0000	0.0000	0.0000	0.0000	0.0000
Off-Road	3.1600e-003	0.0213	0.0317	5.0000e-005		1.0700e-003	1.0700e-003		1.0700e-003	1.0700e-003	0.0000	4.4682	4.4682	2.5000e-004	0.0000	4.4745
Total	4.1404	0.0213	0.0317	5.0000e-005		1.0700e-003	1.0700e-003		1.0700e-003	1.0700e-003	0.0000	4.4682	4.4682	2.5000e-004	0.0000	4.4745

Village South Specific Plan (Proposed) - Los Angeles-South Coast County, Annual

3.7 Architectural Coating - 2024**Unmitigated Construction Off-Site**

	ROG	NOx	CO	SO2	Fugitive PM10	Exhaust PM10	PM10 Total	Fugitive PM2.5	Exhaust PM2.5	PM2.5 Total	Bio- CO2	NBio- CO2	Total CO2	CH4	N2O	CO2e
Category	tons/yr										MT/yr					
Hauling	0.0000	0.0000	0.0000	0.0000	0.0000	0.0000	0.0000	0.0000	0.0000	0.0000	0.0000	0.0000	0.0000	0.0000	0.0000	0.0000
Vendor	0.0000	0.0000	0.0000	0.0000	0.0000	0.0000	0.0000	0.0000	0.0000	0.0000	0.0000	0.0000	0.0000	0.0000	0.0000	0.0000
Worker	0.0101	6.9900e-003	0.0835	2.8000e-004	0.0307	2.3000e-004	0.0309	8.1500e-003	2.2000e-004	8.3700e-003	0.0000	24.9407	24.9407	6.1000e-004	0.0000	24.9558
Total	0.0101	6.9900e-003	0.0835	2.8000e-004	0.0307	2.3000e-004	0.0309	8.1500e-003	2.2000e-004	8.3700e-003	0.0000	24.9407	24.9407	6.1000e-004	0.0000	24.9558

Mitigated Construction On-Site

	ROG	NOx	CO	SO2	Fugitive PM10	Exhaust PM10	PM10 Total	Fugitive PM2.5	Exhaust PM2.5	PM2.5 Total	Bio- CO2	NBio- CO2	Total CO2	CH4	N2O	CO2e
Category	tons/yr										MT/yr					
Archit. Coating	4.1372					0.0000	0.0000		0.0000	0.0000	0.0000	0.0000	0.0000	0.0000	0.0000	0.0000
Off-Road	3.1600e-003	0.0213	0.0317	5.0000e-005		1.0700e-003	1.0700e-003		1.0700e-003	1.0700e-003	0.0000	4.4682	4.4682	2.5000e-004	0.0000	4.4745
Total	4.1404	0.0213	0.0317	5.0000e-005		1.0700e-003	1.0700e-003		1.0700e-003	1.0700e-003	0.0000	4.4682	4.4682	2.5000e-004	0.0000	4.4745

Village South Specific Plan (Proposed) - Los Angeles-South Coast County, Annual

3.7 Architectural Coating - 2024**Mitigated Construction Off-Site**

	ROG	NOx	CO	SO2	Fugitive PM10	Exhaust PM10	PM10 Total	Fugitive PM2.5	Exhaust PM2.5	PM2.5 Total	Bio- CO2	NBio- CO2	Total CO2	CH4	N2O	CO2e
Category	tons/yr										MT/yr					
Hauling	0.0000	0.0000	0.0000	0.0000	0.0000	0.0000	0.0000	0.0000	0.0000	0.0000	0.0000	0.0000	0.0000	0.0000	0.0000	0.0000
Vendor	0.0000	0.0000	0.0000	0.0000	0.0000	0.0000	0.0000	0.0000	0.0000	0.0000	0.0000	0.0000	0.0000	0.0000	0.0000	0.0000
Worker	0.0101	6.9900e-003	0.0835	2.8000e-004	0.0307	2.3000e-004	0.0309	8.1500e-003	2.2000e-004	8.3700e-003	0.0000	24.9407	24.9407	6.1000e-004	0.0000	24.9558
Total	0.0101	6.9900e-003	0.0835	2.8000e-004	0.0307	2.3000e-004	0.0309	8.1500e-003	2.2000e-004	8.3700e-003	0.0000	24.9407	24.9407	6.1000e-004	0.0000	24.9558

4.0 Operational Detail - Mobile**4.1 Mitigation Measures Mobile**

Village South Specific Plan (Proposed) - Los Angeles-South Coast County, Annual

	ROG	NOx	CO	SO2	Fugitive PM10	Exhaust PM10	PM10 Total	Fugitive PM2.5	Exhaust PM2.5	PM2.5 Total	Bio- CO2	NBio- CO2	Total CO2	CH4	N2O	CO2e
Category	tons/yr										MT/yr					
Mitigated	1.5857	7.9962	19.1834	0.0821	7.7979	0.0580	7.8559	2.0895	0.0539	2.1434	0.0000	7,620.4986	7,620.4986	0.3407	0.0000	7,629.0162
Unmitigated	1.5857	7.9962	19.1834	0.0821	7.7979	0.0580	7.8559	2.0895	0.0539	2.1434	0.0000	7,620.4986	7,620.4986	0.3407	0.0000	7,629.0162

4.2 Trip Summary Information

Land Use	Average Daily Trip Rate			Unmitigated	Mitigated
	Weekday	Saturday	Sunday	Annual VMT	Annual VMT
Apartments Low Rise	145.75	154.25	154.00	506,227	506,227
Apartments Mid Rise	4,026.75	3,773.25	4075.50	13,660,065	13,660,065
General Office Building	288.45	62.55	31.05	706,812	706,812
High Turnover (Sit Down Restaurant)	2,368.80	2,873.52	2817.72	3,413,937	3,413,937
Hotel	192.00	187.50	160.00	445,703	445,703
Quality Restaurant	501.12	511.92	461.20	707,488	707,488
Regional Shopping Center	528.08	601.44	357.84	1,112,221	1,112,221
Total	8,050.95	8,164.43	8,057.31	20,552,452	20,552,452

4.3 Trip Type Information

Village South Specific Plan (Proposed) - Los Angeles-South Coast County, Annual

Land Use	Miles			Trip %			Trip Purpose %		
	H-W or C-W	H-S or C-C	H-O or C-NW	H-W or C-W	H-S or C-C	H-O or C-NW	Primary	Diverted	Pass-by
Apartments Low Rise	14.70	5.90	8.70	40.20	19.20	40.60	86	11	3
Apartments Mid Rise	14.70	5.90	8.70	40.20	19.20	40.60	86	11	3
General Office Building	16.60	8.40	6.90	33.00	48.00	19.00	77	19	4
High Turnover (Sit Down	16.60	8.40	6.90	8.50	72.50	19.00	37	20	43
Hotel	16.60	8.40	6.90	19.40	61.60	19.00	58	38	4
Quality Restaurant	16.60	8.40	6.90	12.00	69.00	19.00	38	18	44
Regional Shopping Center	16.60	8.40	6.90	16.30	64.70	19.00	54	35	11

4.4 Fleet Mix

Land Use	LDA	LDT1	LDT2	MDV	LHD1	LHD2	MHD	HHD	OBUS	UBUS	MCY	SBUS	MH
Apartments Low Rise	0.543088	0.044216	0.209971	0.116369	0.014033	0.006332	0.021166	0.033577	0.002613	0.001817	0.005285	0.000712	0.000821
Apartments Mid Rise	0.543088	0.044216	0.209971	0.116369	0.014033	0.006332	0.021166	0.033577	0.002613	0.001817	0.005285	0.000712	0.000821
General Office Building	0.543088	0.044216	0.209971	0.116369	0.014033	0.006332	0.021166	0.033577	0.002613	0.001817	0.005285	0.000712	0.000821
High Turnover (Sit Down Restaurant)	0.543088	0.044216	0.209971	0.116369	0.014033	0.006332	0.021166	0.033577	0.002613	0.001817	0.005285	0.000712	0.000821
Hotel	0.543088	0.044216	0.209971	0.116369	0.014033	0.006332	0.021166	0.033577	0.002613	0.001817	0.005285	0.000712	0.000821
Quality Restaurant	0.543088	0.044216	0.209971	0.116369	0.014033	0.006332	0.021166	0.033577	0.002613	0.001817	0.005285	0.000712	0.000821
Regional Shopping Center	0.543088	0.044216	0.209971	0.116369	0.014033	0.006332	0.021166	0.033577	0.002613	0.001817	0.005285	0.000712	0.000821

5.0 Energy Detail

Historical Energy Use: N

5.1 Mitigation Measures Energy

Village South Specific Plan (Proposed) - Los Angeles-South Coast County, Annual

	ROG	NOx	CO	SO2	Fugitive PM10	Exhaust PM10	PM10 Total	Fugitive PM2.5	Exhaust PM2.5	PM2.5 Total	Bio- CO2	NBio- CO2	Total CO2	CH4	N2O	CO2e
Category	tons/yr										MT/yr					
Electricity Mitigated						0.0000	0.0000		0.0000	0.0000	0.0000	2,512.6465	2,512.6465	0.1037	0.0215	2,521.6356
Electricity Unmitigated						0.0000	0.0000		0.0000	0.0000	0.0000	2,512.6465	2,512.6465	0.1037	0.0215	2,521.6356
NaturalGas Mitigated	0.1398	1.2312	0.7770	7.6200e-003		0.0966	0.0966		0.0966	0.0966	0.0000	1,383.4267	1,383.4267	0.0265	0.0254	1,391.6478
NaturalGas Unmitigated	0.1398	1.2312	0.7770	7.6200e-003		0.0966	0.0966		0.0966	0.0966	0.0000	1,383.4267	1,383.4267	0.0265	0.0254	1,391.6478

Village South Specific Plan (Proposed) - Los Angeles-South Coast County, Annual

5.2 Energy by Land Use - NaturalGas**Unmitigated**

	NaturalGas Use	ROG	NOx	CO	SO2	Fugitive PM10	Exhaust PM10	PM10 Total	Fugitive PM2.5	Exhaust PM2.5	PM2.5 Total	Bio- CO2	NBio- CO2	Total CO2	CH4	N2O	CO2e
Land Use	kBTU/yr	tons/yr										MT/yr					
Apartments Low Rise	408494	2.2000e-003	0.0188	8.0100e-003	1.2000e-004		1.5200e-003	1.5200e-003		1.5200e-003	1.5200e-003	0.0000	21.7988	21.7988	4.2000e-004	4.0000e-004	21.9284
Apartments Mid Rise	1.30613e+007	0.0704	0.6018	0.2561	3.8400e-003		0.0487	0.0487		0.0487	0.0487	0.0000	696.9989	696.9989	0.0134	0.0128	701.1408
General Office Building	468450	2.5300e-003	0.0230	0.0193	1.4000e-004		1.7500e-003	1.7500e-003		1.7500e-003	1.7500e-003	0.0000	24.9983	24.9983	4.8000e-004	4.6000e-004	25.1468
High Turnover (Sit Down Restaurant)	8.30736e+006	0.0448	0.4072	0.3421	2.4400e-003		0.0310	0.0310		0.0310	0.0310	0.0000	443.3124	443.3124	8.5000e-003	8.1300e-003	445.9468
Hotel	1.74095e+006	9.3900e-003	0.0853	0.0717	5.1000e-004		6.4900e-003	6.4900e-003		6.4900e-003	6.4900e-003	0.0000	92.9036	92.9036	1.7800e-003	1.7000e-003	93.4557
Quality Restaurant	1.84608e+006	9.9500e-003	0.0905	0.0760	5.4000e-004		6.8800e-003	6.8800e-003		6.8800e-003	6.8800e-003	0.0000	98.5139	98.5139	1.8900e-003	1.8100e-003	99.0993
Regional Shopping Center	91840	5.0000e-004	4.5000e-003	3.7800e-003	3.0000e-005		3.4000e-004	3.4000e-004		3.4000e-004	3.4000e-004	0.0000	4.9009	4.9009	9.0000e-005	9.0000e-005	4.9301
Total		0.1398	1.2312	0.7770	7.6200e-003		0.0966	0.0966		0.0966	0.0966	0.0000	1,383.4268	1,383.4268	0.0265	0.0254	1,391.6478

Village South Specific Plan (Proposed) - Los Angeles-South Coast County, Annual

5.2 Energy by Land Use - NaturalGas**Mitigated**

	NaturalGas Use	ROG	NOx	CO	SO2	Fugitive PM10	Exhaust PM10	PM10 Total	Fugitive PM2.5	Exhaust PM2.5	PM2.5 Total	Bio- CO2	NBio- CO2	Total CO2	CH4	N2O	CO2e
Land Use	kBTU/yr	tons/yr										MT/yr					
Apartments Low Rise	408494	2.2000e-003	0.0188	8.0100e-003	1.2000e-004		1.5200e-003	1.5200e-003		1.5200e-003	1.5200e-003	0.0000	21.7988	21.7988	4.2000e-004	4.0000e-004	21.9284
Apartments Mid Rise	1.30613e+007	0.0704	0.6018	0.2561	3.8400e-003		0.0487	0.0487		0.0487	0.0487	0.0000	696.9989	696.9989	0.0134	0.0128	701.1408
General Office Building	468450	2.5300e-003	0.0230	0.0193	1.4000e-004		1.7500e-003	1.7500e-003		1.7500e-003	1.7500e-003	0.0000	24.9983	24.9983	4.8000e-004	4.6000e-004	25.1468
High Turnover (Sit Down Restaurant)	8.30736e+006	0.0448	0.4072	0.3421	2.4400e-003		0.0310	0.0310		0.0310	0.0310	0.0000	443.3124	443.3124	8.5000e-003	8.1300e-003	445.9468
Hotel	1.74095e+006	9.3900e-003	0.0853	0.0717	5.1000e-004		6.4900e-003	6.4900e-003		6.4900e-003	6.4900e-003	0.0000	92.9036	92.9036	1.7800e-003	1.7000e-003	93.4557
Quality Restaurant	1.84608e+006	9.9500e-003	0.0905	0.0760	5.4000e-004		6.8800e-003	6.8800e-003		6.8800e-003	6.8800e-003	0.0000	98.5139	98.5139	1.8900e-003	1.8100e-003	99.0993
Regional Shopping Center	91840	5.0000e-004	4.5000e-003	3.7800e-003	3.0000e-005		3.4000e-004	3.4000e-004		3.4000e-004	3.4000e-004	0.0000	4.9009	4.9009	9.0000e-005	9.0000e-005	4.9301
Total		0.1398	1.2312	0.7770	7.6200e-003		0.0966	0.0966		0.0966	0.0966	0.0000	1,383.4268	1,383.4268	0.0265	0.0254	1,391.6478

Village South Specific Plan (Proposed) - Los Angeles-South Coast County, Annual

5.3 Energy by Land Use - Electricity**Unmitigated**

	Electricity Use	Total CO2	CH4	N2O	CO2e
Land Use	kWh/yr	MT/yr			
Apartments Low Rise	106010	33.7770	1.3900e-003	2.9000e-004	33.8978
Apartments Mid Rise	3.94697e+006	1,257.5879	0.0519	0.0107	1,262.0869
General Office Building	584550	186.2502	7.6900e-003	1.5900e-003	186.9165
High Turnover (Sit Down Restaurant)	1.58904e+006	506.3022	0.0209	4.3200e-003	508.1135
Hotel	550308	175.3399	7.2400e-003	1.5000e-003	175.9672
Quality Restaurant	353120	112.5116	4.6500e-003	9.6000e-004	112.9141
Regional Shopping Center	756000	240.8778	9.9400e-003	2.0600e-003	241.7395
Total		2,512.6465	0.1037	0.0215	2,521.6356

Village South Specific Plan (Proposed) - Los Angeles-South Coast County, Annual

5.3 Energy by Land Use - Electricity**Mitigated**

	Electricity Use	Total CO2	CH4	N2O	CO2e
Land Use	kWh/yr	MT/yr			
Apartments Low Rise	106010	33.7770	1.3900e-003	2.9000e-004	33.8978
Apartments Mid Rise	3.94697e+006	1,257.5879	0.0519	0.0107	1,262.0869
General Office Building	584550	186.2502	7.6900e-003	1.5900e-003	186.9165
High Turnover (Sit Down Restaurant)	1.58904e+006	506.3022	0.0209	4.3200e-003	508.1135
Hotel	550308	175.3399	7.2400e-003	1.5000e-003	175.9672
Quality Restaurant	353120	112.5116	4.6500e-003	9.6000e-004	112.9141
Regional Shopping Center	756000	240.8778	9.9400e-003	2.0600e-003	241.7395
Total		2,512.6465	0.1037	0.0215	2,521.6356

6.0 Area Detail**6.1 Mitigation Measures Area**

Village South Specific Plan (Proposed) - Los Angeles-South Coast County, Annual

	ROG	NOx	CO	SO2	Fugitive PM10	Exhaust PM10	PM10 Total	Fugitive PM2.5	Exhaust PM2.5	PM2.5 Total	Bio- CO2	NBio- CO2	Total CO2	CH4	N2O	CO2e
Category	tons/yr										MT/yr					
Mitigated	5.1437	0.2950	10.3804	1.6700e-003		0.0714	0.0714		0.0714	0.0714	0.0000	220.9670	220.9670	0.0201	3.7400e-003	222.5835
Unmitigated	5.1437	0.2950	10.3804	1.6700e-003		0.0714	0.0714		0.0714	0.0714	0.0000	220.9670	220.9670	0.0201	3.7400e-003	222.5835

6.2 Area by SubCategory

Unmitigated

	ROG	NOx	CO	SO2	Fugitive PM10	Exhaust PM10	PM10 Total	Fugitive PM2.5	Exhaust PM2.5	PM2.5 Total	Bio- CO2	NBio- CO2	Total CO2	CH4	N2O	CO2e
SubCategory	tons/yr										MT/yr					
Architectural Coating	0.4137					0.0000	0.0000		0.0000	0.0000	0.0000	0.0000	0.0000	0.0000	0.0000	0.0000
Consumer Products	4.3998					0.0000	0.0000		0.0000	0.0000	0.0000	0.0000	0.0000	0.0000	0.0000	0.0000
Hearth	0.0206	0.1763	0.0750	1.1200e-003		0.0143	0.0143		0.0143	0.0143	0.0000	204.1166	204.1166	3.9100e-003	3.7400e-003	205.3295
Landscaping	0.3096	0.1187	10.3054	5.4000e-004		0.0572	0.0572		0.0572	0.0572	0.0000	16.8504	16.8504	0.0161	0.0000	17.2540
Total	5.1437	0.2950	10.3804	1.6600e-003		0.0714	0.0714		0.0714	0.0714	0.0000	220.9670	220.9670	0.0201	3.7400e-003	222.5835

Village South Specific Plan (Proposed) - Los Angeles-South Coast County, Annual

6.2 Area by SubCategory**Mitigated**

	ROG	NOx	CO	SO2	Fugitive PM10	Exhaust PM10	PM10 Total	Fugitive PM2.5	Exhaust PM2.5	PM2.5 Total	Bio- CO2	NBio- CO2	Total CO2	CH4	N2O	CO2e
SubCategory	tons/yr										MT/yr					
Architectural Coating	0.4137					0.0000	0.0000		0.0000	0.0000	0.0000	0.0000	0.0000	0.0000	0.0000	0.0000
Consumer Products	4.3998					0.0000	0.0000		0.0000	0.0000	0.0000	0.0000	0.0000	0.0000	0.0000	0.0000
Hearth	0.0206	0.1763	0.0750	1.1200e-003		0.0143	0.0143		0.0143	0.0143	0.0000	204.1166	204.1166	3.9100e-003	3.7400e-003	205.3295
Landscaping	0.3096	0.1187	10.3054	5.4000e-004		0.0572	0.0572		0.0572	0.0572	0.0000	16.8504	16.8504	0.0161	0.0000	17.2540
Total	5.1437	0.2950	10.3804	1.6600e-003		0.0714	0.0714		0.0714	0.0714	0.0000	220.9670	220.9670	0.0201	3.7400e-003	222.5835

7.0 Water Detail**7.1 Mitigation Measures Water**

Village South Specific Plan (Proposed) - Los Angeles-South Coast County, Annual

	Total CO2	CH4	N2O	CO2e
Category	MT/yr			
Mitigated	585.8052	3.0183	0.0755	683.7567
Unmitigated	585.8052	3.0183	0.0755	683.7567

Village South Specific Plan (Proposed) - Los Angeles-South Coast County, Annual

7.2 Water by Land Use**Unmitigated**

	Indoor/Outdoor Use	Total CO2	CH4	N2O	CO2e
Land Use	Mgal	MT/yr			
Apartments Low Rise	1.62885 / 1.02688	10.9095	0.0535	1.3400e-003	12.6471
Apartments Mid Rise	63.5252 / 40.0485	425.4719	2.0867	0.0523	493.2363
General Office Building	7.99802 / 4.90201	53.0719	0.2627	6.5900e-003	61.6019
High Turnover (Sit Down Restaurant)	10.9272 / 0.697482	51.2702	0.3580	8.8200e-003	62.8482
Hotel	1.26834 / 0.140927	6.1633	0.0416	1.0300e-003	7.5079
Quality Restaurant	2.42827 / 0.154996	11.3934	0.0796	1.9600e-003	13.9663
Regional Shopping Center	4.14806 / 2.54236	27.5250	0.1363	3.4200e-003	31.9490
Total		585.8052	3.0183	0.0755	683.7567

Village South Specific Plan (Proposed) - Los Angeles-South Coast County, Annual

7.2 Water by Land Use**Mitigated**

	Indoor/Outdoor Use	Total CO2	CH4	N2O	CO2e
Land Use	Mgal	MT/yr			
Apartments Low Rise	1.62885 / 1.02688	10.9095	0.0535	1.3400e-003	12.6471
Apartments Mid Rise	63.5252 / 40.0485	425.4719	2.0867	0.0523	493.2363
General Office Building	7.99802 / 4.90201	53.0719	0.2627	6.5900e-003	61.6019
High Turnover (Sit Down Restaurant)	10.9272 / 0.697482	51.2702	0.3580	8.8200e-003	62.8482
Hotel	1.26834 / 0.140927	6.1633	0.0416	1.0300e-003	7.5079
Quality Restaurant	2.42827 / 0.154996	11.3934	0.0796	1.9600e-003	13.9663
Regional Shopping Center	4.14806 / 2.54236	27.5250	0.1363	3.4200e-003	31.9490
Total		585.8052	3.0183	0.0755	683.7567

8.0 Waste Detail**8.1 Mitigation Measures Waste**

Village South Specific Plan (Proposed) - Los Angeles-South Coast County, Annual

Category/Year

	Total CO2	CH4	N2O	CO2e
	MT/yr			
Mitigated	207.8079	12.2811	0.0000	514.8354
Unmitigated	207.8079	12.2811	0.0000	514.8354

Village South Specific Plan (Proposed) - Los Angeles-South Coast County, Annual

8.2 Waste by Land Use**Unmitigated**

	Waste Disposed	Total CO2	CH4	N2O	CO2e
Land Use	tons	MT/yr			
Apartments Low Rise	11.5	2.3344	0.1380	0.0000	5.7834
Apartments Mid Rise	448.5	91.0415	5.3804	0.0000	225.5513
General Office Building	41.85	8.4952	0.5021	0.0000	21.0464
High Turnover (Sit Down Restaurant)	428.4	86.9613	5.1393	0.0000	215.4430
Hotel	27.38	5.5579	0.3285	0.0000	13.7694
Quality Restaurant	7.3	1.4818	0.0876	0.0000	3.6712
Regional Shopping Center	58.8	11.9359	0.7054	0.0000	29.5706
Total		207.8079	12.2811	0.0000	514.8354

Village South Specific Plan (Proposed) - Los Angeles-South Coast County, Annual

8.2 Waste by Land Use**Mitigated**

	Waste Disposed	Total CO2	CH4	N2O	CO2e
Land Use	tons	MT/yr			
Apartments Low Rise	11.5	2.3344	0.1380	0.0000	5.7834
Apartments Mid Rise	448.5	91.0415	5.3804	0.0000	225.5513
General Office Building	41.85	8.4952	0.5021	0.0000	21.0464
High Turnover (Sit Down Restaurant)	428.4	86.9613	5.1393	0.0000	215.4430
Hotel	27.38	5.5579	0.3285	0.0000	13.7694
Quality Restaurant	7.3	1.4818	0.0876	0.0000	3.6712
Regional Shopping Center	58.8	11.9359	0.7054	0.0000	29.5706
Total		207.8079	12.2811	0.0000	514.8354

9.0 Operational Offroad

Equipment Type	Number	Hours/Day	Days/Year	Horse Power	Load Factor	Fuel Type
----------------	--------	-----------	-----------	-------------	-------------	-----------

10.0 Stationary Equipment**Fire Pumps and Emergency Generators**

Equipment Type	Number	Hours/Day	Hours/Year	Horse Power	Load Factor	Fuel Type
----------------	--------	-----------	------------	-------------	-------------	-----------

Village South Specific Plan (Proposed) - Los Angeles-South Coast County, Annual

Boilers

Equipment Type	Number	Heat Input/Day	Heat Input/Year	Boiler Rating	Fuel Type
----------------	--------	----------------	-----------------	---------------	-----------

User Defined Equipment

Equipment Type	Number
----------------	--------

11.0 Vegetation

Village South Specific Plan (Proposed) - Los Angeles-South Coast County, Summer

Village South Specific Plan (Proposed)

Los Angeles-South Coast County, Summer

1.0 Project Characteristics

1.1 Land Usage

Land Uses	Size	Metric	Lot Acreage	Floor Surface Area	Population
General Office Building	45.00	1000sqft	1.03	45,000.00	0
High Turnover (Sit Down Restaurant)	36.00	1000sqft	0.83	36,000.00	0
Hotel	50.00	Room	1.67	72,600.00	0
Quality Restaurant	8.00	1000sqft	0.18	8,000.00	0
Apartments Low Rise	25.00	Dwelling Unit	1.56	25,000.00	72
Apartments Mid Rise	975.00	Dwelling Unit	25.66	975,000.00	2789
Regional Shopping Center	56.00	1000sqft	1.29	56,000.00	0

1.2 Other Project Characteristics

Urbanization	Urban	Wind Speed (m/s)	2.2	Precipitation Freq (Days)	33
Climate Zone	9			Operational Year	2028
Utility Company	Southern California Edison				
CO2 Intensity (lb/MW hr)	702.44	CH4 Intensity (lb/MW hr)	0.029	N2O Intensity (lb/MW hr)	0.006

1.3 User Entered Comments & Non-Default Data

Village South Specific Plan (Proposed) - Los Angeles-South Coast County, Summer

Project Characteristics - Consistent with the DEIR's model.

Land Use - See SWAPE comment regarding residential and retail land uses.

Construction Phase - See SWAPE comment regarding individual construction phase lengths.

Demolition - Consistent with the DEIR's model. See SWAPE comment regarding demolition.

Vehicle Trips - Saturday trips consistent with the DEIR's model. See SWAPE comment regarding weekday and Sunday trips.

Woodstoves - Woodstoves and wood-burning fireplaces consistent with the DEIR's model. See SWAPE comment regarding gas fireplaces.

Energy Use -

Construction Off-road Equipment Mitigation - See SWAPE comment on construction-related mitigation.

Area Mitigation - See SWAPE comment regarding operational mitigation measures.

Water Mitigation - See SWAPE comment regarding operational mitigation measures.

Table Name	Column Name	Default Value	New Value
tblFireplaces	FireplaceWoodMass	1,019.20	0.00
tblFireplaces	FireplaceWoodMass	1,019.20	0.00
tblFireplaces	NumberWood	1.25	0.00
tblFireplaces	NumberWood	48.75	0.00
tblVehicleTrips	ST_TR	7.16	6.17
tblVehicleTrips	ST_TR	6.39	3.87
tblVehicleTrips	ST_TR	2.46	1.39
tblVehicleTrips	ST_TR	158.37	79.82
tblVehicleTrips	ST_TR	8.19	3.75
tblVehicleTrips	ST_TR	94.36	63.99
tblVehicleTrips	ST_TR	49.97	10.74
tblVehicleTrips	SU_TR	6.07	6.16
tblVehicleTrips	SU_TR	5.86	4.18
tblVehicleTrips	SU_TR	1.05	0.69
tblVehicleTrips	SU_TR	131.84	78.27

Village South Specific Plan (Proposed) - Los Angeles-South Coast County, Summer

tblVehicleTrips	SU_TR	5.95	3.20
tblVehicleTrips	SU_TR	72.16	57.65
tblVehicleTrips	SU_TR	25.24	6.39
tblVehicleTrips	WD_TR	6.59	5.83
tblVehicleTrips	WD_TR	6.65	4.13
tblVehicleTrips	WD_TR	11.03	6.41
tblVehicleTrips	WD_TR	127.15	65.80
tblVehicleTrips	WD_TR	8.17	3.84
tblVehicleTrips	WD_TR	89.95	62.64
tblVehicleTrips	WD_TR	42.70	9.43
tblWoodstoves	NumberCatalytic	1.25	0.00
tblWoodstoves	NumberCatalytic	48.75	0.00
tblWoodstoves	NumberNoncatalytic	1.25	0.00
tblWoodstoves	NumberNoncatalytic	48.75	0.00
tblWoodstoves	WoodstoveDayYear	25.00	0.00
tblWoodstoves	WoodstoveDayYear	25.00	0.00
tblWoodstoves	WoodstoveWoodMass	999.60	0.00
tblWoodstoves	WoodstoveWoodMass	999.60	0.00

2.0 Emissions Summary

Village South Specific Plan (Proposed) - Los Angeles-South Coast County, Summer

2.1 Overall Construction (Maximum Daily Emission)**Unmitigated Construction**

	ROG	NOx	CO	SO2	Fugitive PM10	Exhaust PM10	PM10 Total	Fugitive PM2.5	Exhaust PM2.5	PM2.5 Total	Bio- CO2	NBio- CO2	Total CO2	CH4	N2O	CO2e
Year	lb/day										lb/day					
2021	4.2769	46.4588	31.6840	0.0643	18.2675	2.0461	20.3135	9.9840	1.8824	11.8664	0.0000	6,234.797 4	6,234.797 4	1.9495	0.0000	6,283.535 2
2022	5.3304	38.8967	49.5629	0.1517	9.8688	1.6366	10.7727	3.6558	1.5057	5.1615	0.0000	15,251.56 74	15,251.56 74	1.9503	0.0000	15,278.52 88
2023	4.8957	26.3317	46.7567	0.1472	9.8688	0.7794	10.6482	2.6381	0.7322	3.3702	0.0000	14,807.52 69	14,807.52 69	1.0250	0.0000	14,833.15 21
2024	237.1630	9.5575	15.1043	0.0244	1.7884	0.4698	1.8628	0.4743	0.4322	0.5476	0.0000	2,361.398 9	2,361.398 9	0.7177	0.0000	2,379.342 1
Maximum	237.1630	46.4588	49.5629	0.1517	18.2675	2.0461	20.3135	9.9840	1.8824	11.8664	0.0000	15,251.56 74	15,251.56 74	1.9503	0.0000	15,278.52 88

Village South Specific Plan (Proposed) - Los Angeles-South Coast County, Summer

2.1 Overall Construction (Maximum Daily Emission)

Mitigated Construction

	ROG	NOx	CO	SO2	Fugitive PM10	Exhaust PM10	PM10 Total	Fugitive PM2.5	Exhaust PM2.5	PM2.5 Total	Bio- CO2	NBio- CO2	Total CO2	CH4	N2O	CO2e
Year	lb/day										lb/day					
2021	4.2769	46.4588	31.6840	0.0643	18.2675	2.0461	20.3135	9.9840	1.8824	11.8664	0.0000	6,234.7974	6,234.7974	1.9495	0.0000	6,283.5352
2022	5.3304	38.8967	49.5629	0.1517	9.8688	1.6366	10.7727	3.6558	1.5057	5.1615	0.0000	15,251.5674	15,251.5674	1.9503	0.0000	15,278.5288
2023	4.8957	26.3317	46.7567	0.1472	9.8688	0.7794	10.6482	2.6381	0.7322	3.3702	0.0000	14,807.5269	14,807.5269	1.0250	0.0000	14,833.1520
2024	237.1630	9.5575	15.1043	0.0244	1.7884	0.4698	1.8628	0.4743	0.4322	0.5476	0.0000	2,361.3989	2,361.3989	0.7177	0.0000	2,379.3421
Maximum	237.1630	46.4588	49.5629	0.1517	18.2675	2.0461	20.3135	9.9840	1.8824	11.8664	0.0000	15,251.5674	15,251.5674	1.9503	0.0000	15,278.5288

[illegible]

Village South Specific Plan (Proposed) - Los Angeles-South Coast County, Summer

2.2 Overall Operational

Unmitigated Operational

	lb/day																lb/day																
	ROG	NOx	CO	SO2	Fugitive PM10	Exhaust PM10	PM10 Total	Fugitive PM2.5	Exhaust PM2.5	PM2.5 Total	Bio- CO2	NBio- CO2	Total CO2	CH4	N2O	CO2e																	
Area	30.5020	15.0496	88.4430	0.0944	1.5974	1.5974	1.5974		1.5974	1.5974	0.0000	18,148.59	18,148.59	0.4874	0.3300	18,259.11																	
Energy	0.7660	6.7462	4.2573	0.0418	0.5292	0.5292	0.5292	0.5292	0.5292	0.5292		8,355.983	8,355.983	0.1602	0.1532	8,405.638																	
Mobile	9.8489	45.4304	114.8495	0.4917	45.9592	0.3360	46.2951	12.2950	0.3119	12.6070		50,306.60	50,306.60	2.1807		50,361.12																	
Total	41.1168	67.2262	207.5497	0.6278	45.9592	2.4626	48.4217	12.2950	2.4385	14.7336	0.0000	76,811.18	76,811.18	2.8282	0.4832	77,025.87																	

Mitigated Operational

Category	lb/day												lb/day				
	ROG	NOx	CO	SO2	Fugitive PM10	Exhaust PM10	PM10 Total	Fugitive PM2.5	Exhaust PM2.5	PM2.5 Total	Bio- CO2	NBio- CO2	Total CO2	CH4	N2O	CO2e	
Area	30.5020	15.0496	88.4430	0.0944	1.5974	1.5974	1.5974	1.5974	1.5974	1.5974	0.0000	18,148.59	18,148.59	0.4874	0.3300	18,259.11	
Energy	0.7660	6.7462	4.2573	0.0418	0.5292	0.5292	0.5292	0.5292	0.5292	0.5292	8,355.983	8,355.983	8,355.983	0.1602	0.1532	8,405.638	
Mobile	9.8489	45.4304	114.8495	0.4917	45.9592	0.3360	46.2951	12.2950	0.3119	12.6070	50,306.60	50,306.60	50,306.60	2.1807		50,361.12	
Total	41.1168	67.2262	207.5497	0.6278	45.9592	2.4626	48.4217	12.2950	2.4385	14.7336	0.0000	76,811.18	76,811.18	2.8282	0.4832	77,025.87	

Village South Specific Plan (Proposed) - Los Angeles-South Coast County, Summer

	ROG	NOx	CO	SO2	Fugitive PM10	Exhaust PM10	PM10 Total	Fugitive PM2.5	Exhaust PM2.5	PM2.5 Total	Bio- CO2	NBio-CO2	Total CO2	CH4	N2O	CO2e
Percent Reduction	0.00	0.00	0.00	0.00	0.00	0.00	0.00	0.00	0.00	0.00	0.00	0.00	0.00	0.00	0.00	0.00

3.0 Construction Detail

Construction Phase

Phase Number	Phase Name	Phase Type	Start Date	End Date	Num Days Week	Num Days	Phase Description
1	Demolition	Demolition	9/1/2021	10/12/2021	5	30	
2	Site Preparation	Site Preparation	10/13/2021	11/9/2021	5	20	
3	Grading	Grading	11/10/2021	1/11/2022	5	45	
4	Building Construction	Building Construction	1/12/2022	12/12/2023	5	500	
5	Paving	Paving	12/13/2023	1/30/2024	5	35	
6	Architectural Coating	Architectural Coating	1/31/2024	3/19/2024	5	35	

Acres of Grading (Site Preparation Phase): 0

Acres of Grading (Grading Phase): 112.5

Acres of Paving: 0

Residential Indoor: 2,025,000; Residential Outdoor: 675,000; Non-Residential Indoor: 326,400; Non-Residential Outdoor: 108,800; Striped Parking Area: 0 (Architectural Coating – sqft)

OffRoad Equipment

Village South Specific Plan (Proposed) - Los Angeles-South Coast County, Summer

Phase Name	Offroad Equipment Type	Amount	Usage Hours	Horse Power	Load Factor
Demolition	Concrete/Industrial Saws	1	8.00	81	0.73
Demolition	Excavators	3	8.00	158	0.38
Demolition	Rubber Tired Dozers	2	8.00	247	0.40
Site Preparation	Rubber Tired Dozers	3	8.00	247	0.40
Site Preparation	Tractors/Loaders/Backhoes	4	8.00	97	0.37
Grading	Excavators	2	8.00	158	0.38
Grading	Graders	1	8.00	187	0.41
Grading	Rubber Tired Dozers	1	8.00	247	0.40
Grading	Scrapers	2	8.00	367	0.48
Grading	Tractors/Loaders/Backhoes	2	8.00	97	0.37
Building Construction	Cranes	1	7.00	231	0.29
Building Construction	Forklifts	3	8.00	89	0.20
Building Construction	Generator Sets	1	8.00	84	0.74
Building Construction	Tractors/Loaders/Backhoes	3	7.00	97	0.37
Building Construction	Welders	1	8.00	46	0.45
Paving	Pavers	2	8.00	130	0.42
Paving	Paving Equipment	2	8.00	132	0.36
Paving	Rollers	2	8.00	80	0.38
Architectural Coating	Air Compressors	1	6.00	78	0.48

Trips and VMT

Village South Specific Plan (Proposed) - Los Angeles-South Coast County, Summer

Phase Name	Offroad Equipment Count	Worker Trip Number	Vendor Trip Number	Hauling Trip Number	Worker Trip Length	Vendor Trip Length	Hauling Trip Length	Worker Vehicle Class	Vendor Vehicle Class	Hauling Vehicle Class
Demolition	6	15.00	0.00	458.00	14.70	6.90	20.00	LD_Mix	HDT_Mix	HHDT
Site Preparation	7	18.00	0.00	0.00	14.70	6.90	20.00	LD_Mix	HDT_Mix	HHDT
Grading	8	20.00	0.00	0.00	14.70	6.90	20.00	LD_Mix	HDT_Mix	HHDT
Building Construction	9	801.00	143.00	0.00	14.70	6.90	20.00	LD_Mix	HDT_Mix	HHDT
Paving	6	15.00	0.00	0.00	14.70	6.90	20.00	LD_Mix	HDT_Mix	HHDT
Architectural Coating	1	160.00	0.00	0.00	14.70	6.90	20.00	LD_Mix	HDT_Mix	HHDT

3.1 Mitigation Measures Construction

3.2 Demolition - 2021

Unmitigated Construction On-Site

	ROG	NOx	CO	SO2	Fugitive PM10	Exhaust PM10	PM10 Total	Fugitive PM2.5	Exhaust PM2.5	PM2.5 Total	Bio- CO2	NBio- CO2	Total CO2	CH4	N2O	CO2e
Category	lb/day										lb/day					
Fugitive Dust					3.3074	0.0000	3.3074	0.5008	0.0000	0.5008			0.0000			0.0000
Off-Road	3.1651	31.4407	21.5650	0.0388		1.5513	1.5513		1.4411	1.4411		3,747.9449	3,747.9449	1.0549		3,774.3174
Total	3.1651	31.4407	21.5650	0.0388	3.3074	1.5513	4.8588	0.5008	1.4411	1.9419		3,747.9449	3,747.9449	1.0549		3,774.3174

Village South Specific Plan (Proposed) - Los Angeles-South Coast County, Summer

3.2 Demolition - 2021**Unmitigated Construction Off-Site**

	ROG	NOx	CO	SO2	Fugitive PM10	Exhaust PM10	PM10 Total	Fugitive PM2.5	Exhaust PM2.5	PM2.5 Total	Bio- CO2	NBio- CO2	Total CO2	CH4	N2O	CO2e
Category	lb/day										lb/day					
Hauling	0.1273	4.0952	0.9602	0.0119	0.2669	0.0126	0.2795	0.0732	0.0120	0.0852		1,292.2413	1,292.2413	0.0877		1,294.4337
Vendor	0.0000	0.0000	0.0000	0.0000	0.0000	0.0000	0.0000	0.0000	0.0000	0.0000		0.0000	0.0000	0.0000		0.0000
Worker	0.0643	0.0442	0.6042	1.7100e-003	0.1677	1.3500e-003	0.1690	0.0445	1.2500e-003	0.0457		170.8155	170.8155	5.0300e-003		170.9413
Total	0.1916	4.1394	1.5644	0.0136	0.4346	0.0139	0.4485	0.1176	0.0133	0.1309		1,463.0568	1,463.0568	0.0927		1,465.3750

Mitigated Construction On-Site

	ROG	NOx	CO	SO2	Fugitive PM10	Exhaust PM10	PM10 Total	Fugitive PM2.5	Exhaust PM2.5	PM2.5 Total	Bio- CO2	NBio- CO2	Total CO2	CH4	N2O	CO2e
Category	lb/day										lb/day					
Fugitive Dust					3.3074	0.0000	3.3074	0.5008	0.0000	0.5008			0.0000			0.0000
Off-Road	3.1651	31.4407	21.5650	0.0388		1.5513	1.5513		1.4411	1.4411	0.0000	3,747.9449	3,747.9449	1.0549		3,774.3174
Total	3.1651	31.4407	21.5650	0.0388	3.3074	1.5513	4.8588	0.5008	1.4411	1.9419	0.0000	3,747.9449	3,747.9449	1.0549		3,774.3174

Village South Specific Plan (Proposed) - Los Angeles-South Coast County, Summer

3.2 Demolition - 2021**Mitigated Construction Off-Site**

	ROG	NOx	CO	SO2	Fugitive PM10	Exhaust PM10	PM10 Total	Fugitive PM2.5	Exhaust PM2.5	PM2.5 Total	Bio- CO2	NBio- CO2	Total CO2	CH4	N2O	CO2e
Category	lb/day										lb/day					
Hauling	0.1273	4.0952	0.9602	0.0119	0.2669	0.0126	0.2795	0.0732	0.0120	0.0852		1,292.2413	1,292.2413	0.0877		1,294.4337
Vendor	0.0000	0.0000	0.0000	0.0000	0.0000	0.0000	0.0000	0.0000	0.0000	0.0000		0.0000	0.0000	0.0000		0.0000
Worker	0.0643	0.0442	0.6042	1.7100e-003	0.1677	1.3500e-003	0.1690	0.0445	1.2500e-003	0.0457		170.8155	170.8155	5.0300e-003		170.9413
Total	0.1916	4.1394	1.5644	0.0136	0.4346	0.0139	0.4485	0.1176	0.0133	0.1309		1,463.0568	1,463.0568	0.0927		1,465.3750

3.3 Site Preparation - 2021**Unmitigated Construction On-Site**

	ROG	NOx	CO	SO2	Fugitive PM10	Exhaust PM10	PM10 Total	Fugitive PM2.5	Exhaust PM2.5	PM2.5 Total	Bio- CO2	NBio- CO2	Total CO2	CH4	N2O	CO2e
Category	lb/day										lb/day					
Fugitive Dust					18.0663	0.0000	18.0663	9.9307	0.0000	9.9307			0.0000			0.0000
Off-Road	3.8882	40.4971	21.1543	0.0380		2.0445	2.0445		1.8809	1.8809		3,685.6569	3,685.6569	1.1920		3,715.4573
Total	3.8882	40.4971	21.1543	0.0380	18.0663	2.0445	20.1107	9.9307	1.8809	11.8116		3,685.6569	3,685.6569	1.1920		3,715.4573

Village South Specific Plan (Proposed) - Los Angeles-South Coast County, Summer

3.3 Site Preparation - 2021**Unmitigated Construction Off-Site**

	ROG	NOx	CO	SO2	Fugitive PM10	Exhaust PM10	PM10 Total	Fugitive PM2.5	Exhaust PM2.5	PM2.5 Total	Bio- CO2	NBio- CO2	Total CO2	CH4	N2O	CO2e
Category	lb/day										lb/day					
Hauling	0.0000	0.0000	0.0000	0.0000	0.0000	0.0000	0.0000	0.0000	0.0000	0.0000		0.0000	0.0000	0.0000		0.0000
Vendor	0.0000	0.0000	0.0000	0.0000	0.0000	0.0000	0.0000	0.0000	0.0000	0.0000		0.0000	0.0000	0.0000		0.0000
Worker	0.0772	0.0530	0.7250	2.0600e-003	0.2012	1.6300e-003	0.2028	0.0534	1.5000e-003	0.0549		204.9786	204.9786	6.0400e-003		205.1296
Total	0.0772	0.0530	0.7250	2.0600e-003	0.2012	1.6300e-003	0.2028	0.0534	1.5000e-003	0.0549		204.9786	204.9786	6.0400e-003		205.1296

Mitigated Construction On-Site

	ROG	NOx	CO	SO2	Fugitive PM10	Exhaust PM10	PM10 Total	Fugitive PM2.5	Exhaust PM2.5	PM2.5 Total	Bio- CO2	NBio- CO2	Total CO2	CH4	N2O	CO2e
Category	lb/day										lb/day					
Fugitive Dust					18.0663	0.0000	18.0663	9.9307	0.0000	9.9307			0.0000			0.0000
Off-Road	3.8882	40.4971	21.1543	0.0380		2.0445	2.0445		1.8809	1.8809	0.0000	3,685.6569	3,685.6569	1.1920		3,715.4573
Total	3.8882	40.4971	21.1543	0.0380	18.0663	2.0445	20.1107	9.9307	1.8809	11.8116	0.0000	3,685.6569	3,685.6569	1.1920		3,715.4573

Village South Specific Plan (Proposed) - Los Angeles-South Coast County, Summer

3.3 Site Preparation - 2021**Mitigated Construction Off-Site**

	ROG	NOx	CO	SO2	Fugitive PM10	Exhaust PM10	PM10 Total	Fugitive PM2.5	Exhaust PM2.5	PM2.5 Total	Bio- CO2	NBio- CO2	Total CO2	CH4	N2O	CO2e
Category	lb/day										lb/day					
Hauling	0.0000	0.0000	0.0000	0.0000	0.0000	0.0000	0.0000	0.0000	0.0000	0.0000		0.0000	0.0000	0.0000		0.0000
Vendor	0.0000	0.0000	0.0000	0.0000	0.0000	0.0000	0.0000	0.0000	0.0000	0.0000		0.0000	0.0000	0.0000		0.0000
Worker	0.0772	0.0530	0.7250	2.0600e-003	0.2012	1.6300e-003	0.2028	0.0534	1.5000e-003	0.0549		204.9786	204.9786	6.0400e-003		205.1296
Total	0.0772	0.0530	0.7250	2.0600e-003	0.2012	1.6300e-003	0.2028	0.0534	1.5000e-003	0.0549		204.9786	204.9786	6.0400e-003		205.1296

3.4 Grading - 2021**Unmitigated Construction On-Site**

	ROG	NOx	CO	SO2	Fugitive PM10	Exhaust PM10	PM10 Total	Fugitive PM2.5	Exhaust PM2.5	PM2.5 Total	Bio- CO2	NBio- CO2	Total CO2	CH4	N2O	CO2e
Category	lb/day										lb/day					
Fugitive Dust					8.6733	0.0000	8.6733	3.5965	0.0000	3.5965			0.0000			0.0000
Off-Road	4.1912	46.3998	30.8785	0.0620		1.9853	1.9853		1.8265	1.8265		6,007.0434	6,007.0434	1.9428		6,055,6134
Total	4.1912	46.3998	30.8785	0.0620	8.6733	1.9853	10.6587	3.5965	1.8265	5.4230		6,007.0434	6,007.0434	1.9428		6,055,6134

Village South Specific Plan (Proposed) - Los Angeles-South Coast County, Summer

3.4 Grading - 2021**Unmitigated Construction Off-Site**

	ROG	NOx	CO	SO2	Fugitive PM10	Exhaust PM10	PM10 Total	Fugitive PM2.5	Exhaust PM2.5	PM2.5 Total	Bio- CO2	NBio- CO2	Total CO2	CH4	N2O	CO2e
Category	lb/day										lb/day					
Hauling	0.0000	0.0000	0.0000	0.0000	0.0000	0.0000	0.0000	0.0000	0.0000	0.0000		0.0000	0.0000	0.0000		0.0000
Vendor	0.0000	0.0000	0.0000	0.0000	0.0000	0.0000	0.0000	0.0000	0.0000	0.0000		0.0000	0.0000	0.0000		0.0000
Worker	0.0857	0.0589	0.8056	2.2900e-003	0.2236	1.8100e-003	0.2254	0.0593	1.6600e-003	0.0610		227.7540	227.7540	6.7100e-003		227.9217
Total	0.0857	0.0589	0.8056	2.2900e-003	0.2236	1.8100e-003	0.2254	0.0593	1.6600e-003	0.0610		227.7540	227.7540	6.7100e-003		227.9217

Mitigated Construction On-Site

	ROG	NOx	CO	SO2	Fugitive PM10	Exhaust PM10	PM10 Total	Fugitive PM2.5	Exhaust PM2.5	PM2.5 Total	Bio- CO2	NBio- CO2	Total CO2	CH4	N2O	CO2e
Category	lb/day										lb/day					
Fugitive Dust					8.6733	0.0000	8.6733	3.5965	0.0000	3.5965			0.0000			0.0000
Off-Road	4.1912	46.3998	30.8785	0.0620		1.9853	1.9853		1.8265	1.8265	0.0000	6,007.0434	6,007.0434	1.9428		6,055,6134
Total	4.1912	46.3998	30.8785	0.0620	8.6733	1.9853	10.6587	3.5965	1.8265	5.4230	0.0000	6,007.0434	6,007.0434	1.9428		6,055,6134

Village South Specific Plan (Proposed) - Los Angeles-South Coast County, Summer

3.4 Grading - 2021**Mitigated Construction Off-Site**

	ROG	NOx	CO	SO2	Fugitive PM10	Exhaust PM10	PM10 Total	Fugitive PM2.5	Exhaust PM2.5	PM2.5 Total	Bio- CO2	NBio- CO2	Total CO2	CH4	N2O	CO2e
Category	lb/day										lb/day					
Hauling	0.0000	0.0000	0.0000	0.0000	0.0000	0.0000	0.0000	0.0000	0.0000	0.0000		0.0000	0.0000	0.0000		0.0000
Vendor	0.0000	0.0000	0.0000	0.0000	0.0000	0.0000	0.0000	0.0000	0.0000	0.0000		0.0000	0.0000	0.0000		0.0000
Worker	0.0857	0.0589	0.8056	2.2900e-003	0.2236	1.8100e-003	0.2254	0.0593	1.6600e-003	0.0610		227.7540	227.7540	6.7100e-003		227.9217
Total	0.0857	0.0589	0.8056	2.2900e-003	0.2236	1.8100e-003	0.2254	0.0593	1.6600e-003	0.0610		227.7540	227.7540	6.7100e-003		227.9217

3.4 Grading - 2022**Unmitigated Construction On-Site**

	ROG	NOx	CO	SO2	Fugitive PM10	Exhaust PM10	PM10 Total	Fugitive PM2.5	Exhaust PM2.5	PM2.5 Total	Bio- CO2	NBio- CO2	Total CO2	CH4	N2O	CO2e
Category	lb/day										lb/day					
Fugitive Dust					8.6733	0.0000	8.6733	3.5965	0.0000	3.5965			0.0000			0.0000
Off-Road	3.6248	38.8435	29.0415	0.0621		1.6349	1.6349		1.5041	1.5041		6,011.4105	6,011.4105	1.9442		6,060.0158
Total	3.6248	38.8435	29.0415	0.0621	8.6733	1.6349	10.3082	3.5965	1.5041	5.1006		6,011.4105	6,011.4105	1.9442		6,060.0158

Village South Specific Plan (Proposed) - Los Angeles-South Coast County, Summer

3.4 Grading - 2022**Unmitigated Construction Off-Site**

	ROG	NOx	CO	SO2	Fugitive PM10	Exhaust PM10	PM10 Total	Fugitive PM2.5	Exhaust PM2.5	PM2.5 Total	Bio- CO2	NBio- CO2	Total CO2	CH4	N2O	CO2e
Category	lb/day										lb/day					
Hauling	0.0000	0.0000	0.0000	0.0000	0.0000	0.0000	0.0000	0.0000	0.0000	0.0000		0.0000	0.0000	0.0000		0.0000
Vendor	0.0000	0.0000	0.0000	0.0000	0.0000	0.0000	0.0000	0.0000	0.0000	0.0000		0.0000	0.0000	0.0000		0.0000
Worker	0.0803	0.0532	0.7432	2.2100e-003	0.2236	1.7500e-003	0.2253	0.0593	1.6100e-003	0.0609		219.7425	219.7425	6.0600e-003		219.8941
Total	0.0803	0.0532	0.7432	2.2100e-003	0.2236	1.7500e-003	0.2253	0.0593	1.6100e-003	0.0609		219.7425	219.7425	6.0600e-003		219.8941

Mitigated Construction On-Site

	ROG	NOx	CO	SO2	Fugitive PM10	Exhaust PM10	PM10 Total	Fugitive PM2.5	Exhaust PM2.5	PM2.5 Total	Bio- CO2	NBio- CO2	Total CO2	CH4	N2O	CO2e
Category	lb/day										lb/day					
Fugitive Dust					8.6733	0.0000	8.6733	3.5965	0.0000	3.5965			0.0000			0.0000
Off-Road	3.6248	38.8435	29.0415	0.0621		1.6349	1.6349		1.5041	1.5041	0.0000	6,011.4105	6,011.4105	1.9442		6,060.0158
Total	3.6248	38.8435	29.0415	0.0621	8.6733	1.6349	10.3082	3.5965	1.5041	5.1006	0.0000	6,011.4105	6,011.4105	1.9442		6,060.0158

Village South Specific Plan (Proposed) - Los Angeles-South Coast County, Summer

3.4 Grading - 2022**Mitigated Construction Off-Site**

	ROG	NOx	CO	SO2	Fugitive PM10	Exhaust PM10	PM10 Total	Fugitive PM2.5	Exhaust PM2.5	PM2.5 Total	Bio- CO2	NBio- CO2	Total CO2	CH4	N2O	CO2e
Category	lb/day										lb/day					
Hauling	0.0000	0.0000	0.0000	0.0000	0.0000	0.0000	0.0000	0.0000	0.0000	0.0000		0.0000	0.0000	0.0000		0.0000
Vendor	0.0000	0.0000	0.0000	0.0000	0.0000	0.0000	0.0000	0.0000	0.0000	0.0000		0.0000	0.0000	0.0000		0.0000
Worker	0.0803	0.0532	0.7432	2.2100e-003	0.2236	1.7500e-003	0.2253	0.0593	1.6100e-003	0.0609		219.7425	219.7425	6.0600e-003		219.8941
Total	0.0803	0.0532	0.7432	2.2100e-003	0.2236	1.7500e-003	0.2253	0.0593	1.6100e-003	0.0609		219.7425	219.7425	6.0600e-003		219.8941

3.5 Building Construction - 2022**Unmitigated Construction On-Site**

	ROG	NOx	CO	SO2	Fugitive PM10	Exhaust PM10	PM10 Total	Fugitive PM2.5	Exhaust PM2.5	PM2.5 Total	Bio- CO2	NBio- CO2	Total CO2	CH4	N2O	CO2e
Category	lb/day										lb/day					
Off-Road	1.7062	15.6156	16.3634	0.0269		0.8090	0.8090		0.7612	0.7612		2,554.3336	2,554.3336	0.6120		2,569.6322
Total	1.7062	15.6156	16.3634	0.0269		0.8090	0.8090		0.7612	0.7612		2,554.3336	2,554.3336	0.6120		2,569.6322

Village South Specific Plan (Proposed) - Los Angeles-South Coast County, Summer

3.5 Building Construction - 2022**Unmitigated Construction Off-Site**

	ROG	NOx	CO	SO2	Fugitive PM10	Exhaust PM10	PM10 Total	Fugitive PM2.5	Exhaust PM2.5	PM2.5 Total	Bio- CO2	NBio- CO2	Total CO2	CH4	N2O	CO2e
Category	lb/day										lb/day					
Hauling	0.0000	0.0000	0.0000	0.0000	0.0000	0.0000	0.0000	0.0000	0.0000	0.0000		0.0000	0.0000	0.0000		0.0000
Vendor	0.4079	13.2032	3.4341	0.0364	0.9155	0.0248	0.9404	0.2636	0.0237	0.2873		3,896.548 2	3,896.548 2	0.2236		3,902.138 4
Worker	3.2162	2.1318	29.7654	0.0883	8.9533	0.0701	9.0234	2.3745	0.0646	2.4390		8,800.685 7	8,800.685 7	0.2429		8,806.758 2
Total	3.6242	15.3350	33.1995	0.1247	9.8688	0.0949	9.9637	2.6381	0.0883	2.7263		12,697.23 39	12,697.23 39	0.4665		12,708.89 66

Mitigated Construction On-Site

	ROG	NOx	CO	SO2	Fugitive PM10	Exhaust PM10	PM10 Total	Fugitive PM2.5	Exhaust PM2.5	PM2.5 Total	Bio- CO2	NBio- CO2	Total CO2	CH4	N2O	CO2e
Category	lb/day										lb/day					
Off-Road	1.7062	15.6156	16.3634	0.0269		0.8090	0.8090		0.7612	0.7612	0.0000	2,554.333 6	2,554.333 6	0.6120		2,569.632 2
Total	1.7062	15.6156	16.3634	0.0269		0.8090	0.8090		0.7612	0.7612	0.0000	2,554.333 6	2,554.333 6	0.6120		2,569.632 2

Village South Specific Plan (Proposed) - Los Angeles-South Coast County, Summer

3.5 Building Construction - 2022**Mitigated Construction Off-Site**

	ROG	NOx	CO	SO2	Fugitive PM10	Exhaust PM10	PM10 Total	Fugitive PM2.5	Exhaust PM2.5	PM2.5 Total	Bio- CO2	NBio- CO2	Total CO2	CH4	N2O	CO2e
Category	lb/day										lb/day					
Hauling	0.0000	0.0000	0.0000	0.0000	0.0000	0.0000	0.0000	0.0000	0.0000	0.0000		0.0000	0.0000	0.0000		0.0000
Vendor	0.4079	13.2032	3.4341	0.0364	0.9155	0.0248	0.9404	0.2636	0.0237	0.2873		3,896.548 2	3,896.548 2	0.2236		3,902.138 4
Worker	3.2162	2.1318	29.7654	0.0883	8.9533	0.0701	9.0234	2.3745	0.0646	2.4390		8,800.685 7	8,800.685 7	0.2429		8,806.758 2
Total	3.6242	15.3350	33.1995	0.1247	9.8688	0.0949	9.9637	2.6381	0.0883	2.7263		12,697.23 39	12,697.23 39	0.4665		12,708.89 66

3.5 Building Construction - 2023**Unmitigated Construction On-Site**

	ROG	NOx	CO	SO2	Fugitive PM10	Exhaust PM10	PM10 Total	Fugitive PM2.5	Exhaust PM2.5	PM2.5 Total	Bio- CO2	NBio- CO2	Total CO2	CH4	N2O	CO2e
Category	lb/day										lb/day					
Off-Road	1.5728	14.3849	16.2440	0.0269		0.6997	0.6997		0.6584	0.6584		2,555.209 9	2,555.209 9	0.6079		2,570.406 1
Total	1.5728	14.3849	16.2440	0.0269		0.6997	0.6997		0.6584	0.6584		2,555.209 9	2,555.209 9	0.6079		2,570.406 1

Village South Specific Plan (Proposed) - Los Angeles-South Coast County, Summer

3.5 Building Construction - 2023**Unmitigated Construction Off-Site**

	ROG	NOx	CO	SO2	Fugitive PM10	Exhaust PM10	PM10 Total	Fugitive PM2.5	Exhaust PM2.5	PM2.5 Total	Bio- CO2	NBio- CO2	Total CO2	CH4	N2O	CO2e
Category	lb/day										lb/day					
Hauling	0.0000	0.0000	0.0000	0.0000	0.0000	0.0000	0.0000	0.0000	0.0000	0.0000		0.0000	0.0000	0.0000		0.0000
Vendor	0.3027	10.0181	3.1014	0.0352	0.9156	0.0116	0.9271	0.2636	0.0111	0.2747		3,773.876 2	3,773.876 2	0.1982		3,778.830 0
Worker	3.0203	1.9287	27.4113	0.0851	8.9533	0.0681	9.0214	2.3745	0.0627	2.4372		8,478.440 8	8,478.440 8	0.2190		8,483.916 0
Total	3.3229	11.9468	30.5127	0.1203	9.8688	0.0797	9.9485	2.6381	0.0738	2.7118		12,252.31 70	12,252.31 70	0.4172		12,262.74 60

Mitigated Construction On-Site

	ROG	NOx	CO	SO2	Fugitive PM10	Exhaust PM10	PM10 Total	Fugitive PM2.5	Exhaust PM2.5	PM2.5 Total	Bio- CO2	NBio- CO2	Total CO2	CH4	N2O	CO2e
Category	lb/day										lb/day					
Off-Road	1.5728	14.3849	16.2440	0.0269		0.6997	0.6997		0.6584	0.6584	0.0000	2,555.209 9	2,555.209 9	0.6079		2,570.406 1
Total	1.5728	14.3849	16.2440	0.0269		0.6997	0.6997		0.6584	0.6584	0.0000	2,555.209 9	2,555.209 9	0.6079		2,570.406 1

Village South Specific Plan (Proposed) - Los Angeles-South Coast County, Summer

3.5 Building Construction - 2023**Mitigated Construction Off-Site**

	ROG	NOx	CO	SO2	Fugitive PM10	Exhaust PM10	PM10 Total	Fugitive PM2.5	Exhaust PM2.5	PM2.5 Total	Bio- CO2	NBio- CO2	Total CO2	CH4	N2O	CO2e
Category	lb/day										lb/day					
Hauling	0.0000	0.0000	0.0000	0.0000	0.0000	0.0000	0.0000	0.0000	0.0000	0.0000		0.0000	0.0000	0.0000		0.0000
Vendor	0.3027	10.0181	3.1014	0.0352	0.9156	0.0116	0.9271	0.2636	0.0111	0.2747		3,773.876 2	3,773.876 2	0.1982		3,778.830 0
Worker	3.0203	1.9287	27.4113	0.0851	8.9533	0.0681	9.0214	2.3745	0.0627	2.4372		8,478.440 8	8,478.440 8	0.2190		8,483.916 0
Total	3.3229	11.9468	30.5127	0.1203	9.8688	0.0797	9.9485	2.6381	0.0738	2.7118		12,252.31 70	12,252.31 70	0.4172		12,262.74 60

3.6 Paving - 2023**Unmitigated Construction On-Site**

	ROG	NOx	CO	SO2	Fugitive PM10	Exhaust PM10	PM10 Total	Fugitive PM2.5	Exhaust PM2.5	PM2.5 Total	Bio- CO2	NBio- CO2	Total CO2	CH4	N2O	CO2e
Category	lb/day										lb/day					
Off-Road	1.0327	10.1917	14.5842	0.0228		0.5102	0.5102		0.4694	0.4694		2,207.584 1	2,207.584 1	0.7140		2,225.433 6
Paving	0.0000					0.0000	0.0000		0.0000	0.0000			0.0000			0.0000
Total	1.0327	10.1917	14.5842	0.0228		0.5102	0.5102		0.4694	0.4694		2,207.584 1	2,207.584 1	0.7140		2,225.433 6

Village South Specific Plan (Proposed) - Los Angeles-South Coast County, Summer

3.6 Paving - 2023**Unmitigated Construction Off-Site**

	ROG	NOx	CO	SO2	Fugitive PM10	Exhaust PM10	PM10 Total	Fugitive PM2.5	Exhaust PM2.5	PM2.5 Total	Bio- CO2	NBio- CO2	Total CO2	CH4	N2O	CO2e
Category	lb/day										lb/day					
Hauling	0.0000	0.0000	0.0000	0.0000	0.0000	0.0000	0.0000	0.0000	0.0000	0.0000		0.0000	0.0000	0.0000		0.0000
Vendor	0.0000	0.0000	0.0000	0.0000	0.0000	0.0000	0.0000	0.0000	0.0000	0.0000		0.0000	0.0000	0.0000		0.0000
Worker	0.0566	0.0361	0.5133	1.5900e-003	0.1677	1.2800e-003	0.1689	0.0445	1.1700e-003	0.0456		158.7723	158.7723	4.1000e-003		158.8748
Total	0.0566	0.0361	0.5133	1.5900e-003	0.1677	1.2800e-003	0.1689	0.0445	1.1700e-003	0.0456		158.7723	158.7723	4.1000e-003		158.8748

Mitigated Construction On-Site

	ROG	NOx	CO	SO2	Fugitive PM10	Exhaust PM10	PM10 Total	Fugitive PM2.5	Exhaust PM2.5	PM2.5 Total	Bio- CO2	NBio- CO2	Total CO2	CH4	N2O	CO2e
Category	lb/day										lb/day					
Off-Road	1.0327	10.1917	14.5842	0.0228		0.5102	0.5102		0.4694	0.4694	0.0000	2,207.5841	2,207.5841	0.7140		2,225.4336
Paving	0.0000					0.0000	0.0000		0.0000	0.0000			0.0000			0.0000
Total	1.0327	10.1917	14.5842	0.0228		0.5102	0.5102		0.4694	0.4694	0.0000	2,207.5841	2,207.5841	0.7140		2,225.4336

Village South Specific Plan (Proposed) - Los Angeles-South Coast County, Summer

3.6 Paving - 2023**Mitigated Construction Off-Site**

	ROG	NOx	CO	SO2	Fugitive PM10	Exhaust PM10	PM10 Total	Fugitive PM2.5	Exhaust PM2.5	PM2.5 Total	Bio- CO2	NBio- CO2	Total CO2	CH4	N2O	CO2e
Category	lb/day										lb/day					
Hauling	0.0000	0.0000	0.0000	0.0000	0.0000	0.0000	0.0000	0.0000	0.0000	0.0000		0.0000	0.0000	0.0000		0.0000
Vendor	0.0000	0.0000	0.0000	0.0000	0.0000	0.0000	0.0000	0.0000	0.0000	0.0000		0.0000	0.0000	0.0000		0.0000
Worker	0.0566	0.0361	0.5133	1.5900e-003	0.1677	1.2800e-003	0.1689	0.0445	1.1700e-003	0.0456		158.7723	158.7723	4.1000e-003		158.8748
Total	0.0566	0.0361	0.5133	1.5900e-003	0.1677	1.2800e-003	0.1689	0.0445	1.1700e-003	0.0456		158.7723	158.7723	4.1000e-003		158.8748

3.6 Paving - 2024**Unmitigated Construction On-Site**

	ROG	NOx	CO	SO2	Fugitive PM10	Exhaust PM10	PM10 Total	Fugitive PM2.5	Exhaust PM2.5	PM2.5 Total	Bio- CO2	NBio- CO2	Total CO2	CH4	N2O	CO2e
Category	lb/day										lb/day					
Off-Road	0.9882	9.5246	14.6258	0.0228		0.4685	0.4685		0.4310	0.4310		2,207.547 2	2,207.547 2	0.7140		2,225.396 3
Paving	0.0000					0.0000	0.0000		0.0000	0.0000			0.0000			0.0000
Total	0.9882	9.5246	14.6258	0.0228		0.4685	0.4685		0.4310	0.4310		2,207.547 2	2,207.547 2	0.7140		2,225.396 3

Village South Specific Plan (Proposed) - Los Angeles-South Coast County, Summer

3.6 Paving - 2024**Unmitigated Construction Off-Site**

	ROG	NOx	CO	SO2	Fugitive PM10	Exhaust PM10	PM10 Total	Fugitive PM2.5	Exhaust PM2.5	PM2.5 Total	Bio- CO2	NBio- CO2	Total CO2	CH4	N2O	CO2e
Category	lb/day										lb/day					
Hauling	0.0000	0.0000	0.0000	0.0000	0.0000	0.0000	0.0000	0.0000	0.0000	0.0000		0.0000	0.0000	0.0000		0.0000
Vendor	0.0000	0.0000	0.0000	0.0000	0.0000	0.0000	0.0000	0.0000	0.0000	0.0000		0.0000	0.0000	0.0000		0.0000
Worker	0.0535	0.0329	0.4785	1.5400e-003	0.1677	1.2600e-003	0.1689	0.0445	1.1600e-003	0.0456		153.8517	153.8517	3.7600e-003		153.9458
Total	0.0535	0.0329	0.4785	1.5400e-003	0.1677	1.2600e-003	0.1689	0.0445	1.1600e-003	0.0456		153.8517	153.8517	3.7600e-003		153.9458

Mitigated Construction On-Site

	ROG	NOx	CO	SO2	Fugitive PM10	Exhaust PM10	PM10 Total	Fugitive PM2.5	Exhaust PM2.5	PM2.5 Total	Bio- CO2	NBio- CO2	Total CO2	CH4	N2O	CO2e
Category	lb/day										lb/day					
Off-Road	0.9882	9.5246	14.6258	0.0228		0.4685	0.4685		0.4310	0.4310	0.0000	2,207.547 2	2,207.547 2	0.7140		2,225.396 3
Paving	0.0000					0.0000	0.0000		0.0000	0.0000			0.0000			0.0000
Total	0.9882	9.5246	14.6258	0.0228		0.4685	0.4685		0.4310	0.4310	0.0000	2,207.547 2	2,207.547 2	0.7140		2,225.396 3

Village South Specific Plan (Proposed) - Los Angeles-South Coast County, Summer

3.6 Paving - 2024**Mitigated Construction Off-Site**

	ROG	NOx	CO	SO2	Fugitive PM10	Exhaust PM10	PM10 Total	Fugitive PM2.5	Exhaust PM2.5	PM2.5 Total	Bio- CO2	NBio- CO2	Total CO2	CH4	N2O	CO2e
Category	lb/day										lb/day					
Hauling	0.0000	0.0000	0.0000	0.0000	0.0000	0.0000	0.0000	0.0000	0.0000	0.0000		0.0000	0.0000	0.0000		0.0000
Vendor	0.0000	0.0000	0.0000	0.0000	0.0000	0.0000	0.0000	0.0000	0.0000	0.0000		0.0000	0.0000	0.0000		0.0000
Worker	0.0535	0.0329	0.4785	1.5400e-003	0.1677	1.2600e-003	0.1689	0.0445	1.1600e-003	0.0456		153.8517	153.8517	3.7600e-003		153.9458
Total	0.0535	0.0329	0.4785	1.5400e-003	0.1677	1.2600e-003	0.1689	0.0445	1.1600e-003	0.0456		153.8517	153.8517	3.7600e-003		153.9458

3.7 Architectural Coating - 2024**Unmitigated Construction On-Site**

	ROG	NOx	CO	SO2	Fugitive PM10	Exhaust PM10	PM10 Total	Fugitive PM2.5	Exhaust PM2.5	PM2.5 Total	Bio- CO2	NBio- CO2	Total CO2	CH4	N2O	CO2e
Category	lb/day										lb/day					
Archit. Coating	236.4115					0.0000	0.0000		0.0000	0.0000			0.0000			0.0000
Off-Road	0.1808	1.2188	1.8101	2.9700e-003		0.0609	0.0609		0.0609	0.0609		281.4481	281.4481	0.0159		281.8443
Total	236.5923	1.2188	1.8101	2.9700e-003		0.0609	0.0609		0.0609	0.0609		281.4481	281.4481	0.0159		281.8443

Village South Specific Plan (Proposed) - Los Angeles-South Coast County, Summer

3.7 Architectural Coating - 2024**Unmitigated Construction Off-Site**

	ROG	NOx	CO	SO2	Fugitive PM10	Exhaust PM10	PM10 Total	Fugitive PM2.5	Exhaust PM2.5	PM2.5 Total	Bio- CO2	NBio- CO2	Total CO2	CH4	N2O	CO2e
Category	lb/day										lb/day					
Hauling	0.0000	0.0000	0.0000	0.0000	0.0000	0.0000	0.0000	0.0000	0.0000	0.0000		0.0000	0.0000	0.0000		0.0000
Vendor	0.0000	0.0000	0.0000	0.0000	0.0000	0.0000	0.0000	0.0000	0.0000	0.0000		0.0000	0.0000	0.0000		0.0000
Worker	0.5707	0.3513	5.1044	0.0165	1.7884	0.0134	1.8018	0.4743	0.0123	0.4866		1,641.085 2	1,641.085 2	0.0401		1,642.088 6
Total	0.5707	0.3513	5.1044	0.0165	1.7884	0.0134	1.8018	0.4743	0.0123	0.4866		1,641.085 2	1,641.085 2	0.0401		1,642.088 6

Mitigated Construction On-Site

	ROG	NOx	CO	SO2	Fugitive PM10	Exhaust PM10	PM10 Total	Fugitive PM2.5	Exhaust PM2.5	PM2.5 Total	Bio- CO2	NBio- CO2	Total CO2	CH4	N2O	CO2e
Category	lb/day										lb/day					
Archit. Coating	236.4115					0.0000	0.0000		0.0000	0.0000			0.0000			0.0000
Off-Road	0.1808	1.2188	1.8101	2.9700e-003		0.0609	0.0609		0.0609	0.0609	0.0000	281.4481	281.4481	0.0159		281.8443
Total	236.5923	1.2188	1.8101	2.9700e-003		0.0609	0.0609		0.0609	0.0609	0.0000	281.4481	281.4481	0.0159		281.8443

Village South Specific Plan (Proposed) - Los Angeles-South Coast County, Summer

3.7 Architectural Coating - 2024**Mitigated Construction Off-Site**

	ROG	NOx	CO	SO2	Fugitive PM10	Exhaust PM10	PM10 Total	Fugitive PM2.5	Exhaust PM2.5	PM2.5 Total	Bio- CO2	NBio- CO2	Total CO2	CH4	N2O	CO2e
Category	lb/day										lb/day					
Hauling	0.0000	0.0000	0.0000	0.0000	0.0000	0.0000	0.0000	0.0000	0.0000	0.0000		0.0000	0.0000	0.0000		0.0000
Vendor	0.0000	0.0000	0.0000	0.0000	0.0000	0.0000	0.0000	0.0000	0.0000	0.0000		0.0000	0.0000	0.0000		0.0000
Worker	0.5707	0.3513	5.1044	0.0165	1.7884	0.0134	1.8018	0.4743	0.0123	0.4866		1,641.085 2	1,641.085 2	0.0401		1,642.088 6
Total	0.5707	0.3513	5.1044	0.0165	1.7884	0.0134	1.8018	0.4743	0.0123	0.4866		1,641.085 2	1,641.085 2	0.0401		1,642.088 6

4.0 Operational Detail - Mobile**4.1 Mitigation Measures Mobile**

Village South Specific Plan (Proposed) - Los Angeles-South Coast County, Summer

	ROG	NOx	CO	SO2	Fugitive PM10	Exhaust PM10	PM10 Total	Fugitive PM2.5	Exhaust PM2.5	PM2.5 Total	Bio- CO2	NBio- CO2	Total CO2	CH4	N2O	CO2e
Category	lb/day										lb/day					
Mitigated	9.8489	45.4304	114.8495	0.4917	45.9592	0.3360	46.2951	12.2950	0.3119	12.6070		50,306.60 34	50,306.60 34	2.1807		50,361.12 08
Unmitigated	9.8489	45.4304	114.8495	0.4917	45.9592	0.3360	46.2951	12.2950	0.3119	12.6070		50,306.60 34	50,306.60 34	2.1807		50,361.12 08

4.2 Trip Summary Information

Land Use	Average Daily Trip Rate			Unmitigated	Mitigated
	Weekday	Saturday	Sunday	Annual VMT	Annual VMT
Apartments Low Rise	145.75	154.25	154.00	506,227	506,227
Apartments Mid Rise	4,026.75	3,773.25	4075.50	13,660,065	13,660,065
General Office Building	288.45	62.55	31.05	706,812	706,812
High Turnover (Sit Down Restaurant)	2,368.80	2,873.52	2817.72	3,413,937	3,413,937
Hotel	192.00	187.50	160.00	445,703	445,703
Quality Restaurant	501.12	511.92	461.20	707,488	707,488
Regional Shopping Center	528.08	601.44	357.84	1,112,221	1,112,221
Total	8,050.95	8,164.43	8,057.31	20,552,452	20,552,452

4.3 Trip Type Information

Village South Specific Plan (Proposed) - Los Angeles-South Coast County, Summer

Land Use	Miles			Trip %			Trip Purpose %		
	H-W or C-W	H-S or C-C	H-O or C-NW	H-W or C-W	H-S or C-C	H-O or C-NW	Primary	Diverted	Pass-by
Apartments Low Rise	14.70	5.90	8.70	40.20	19.20	40.60	86	11	3
Apartments Mid Rise	14.70	5.90	8.70	40.20	19.20	40.60	86	11	3
General Office Building	16.60	8.40	6.90	33.00	48.00	19.00	77	19	4
High Turnover (Sit Down	16.60	8.40	6.90	8.50	72.50	19.00	37	20	43
Hotel	16.60	8.40	6.90	19.40	61.60	19.00	58	38	4
Quality Restaurant	16.60	8.40	6.90	12.00	69.00	19.00	38	18	44
Regional Shopping Center	16.60	8.40	6.90	16.30	64.70	19.00	54	35	11

4.4 Fleet Mix

Land Use	LDA	LDT1	LDT2	MDV	LHD1	LHD2	MHD	HHD	OBUS	UBUS	MCY	SBUS	MH
Apartments Low Rise	0.543088	0.044216	0.209971	0.116369	0.014033	0.006332	0.021166	0.033577	0.002613	0.001817	0.005285	0.000712	0.000821
Apartments Mid Rise	0.543088	0.044216	0.209971	0.116369	0.014033	0.006332	0.021166	0.033577	0.002613	0.001817	0.005285	0.000712	0.000821
General Office Building	0.543088	0.044216	0.209971	0.116369	0.014033	0.006332	0.021166	0.033577	0.002613	0.001817	0.005285	0.000712	0.000821
High Turnover (Sit Down Restaurant)	0.543088	0.044216	0.209971	0.116369	0.014033	0.006332	0.021166	0.033577	0.002613	0.001817	0.005285	0.000712	0.000821
Hotel	0.543088	0.044216	0.209971	0.116369	0.014033	0.006332	0.021166	0.033577	0.002613	0.001817	0.005285	0.000712	0.000821
Quality Restaurant	0.543088	0.044216	0.209971	0.116369	0.014033	0.006332	0.021166	0.033577	0.002613	0.001817	0.005285	0.000712	0.000821
Regional Shopping Center	0.543088	0.044216	0.209971	0.116369	0.014033	0.006332	0.021166	0.033577	0.002613	0.001817	0.005285	0.000712	0.000821

5.0 Energy Detail

Historical Energy Use: N

5.1 Mitigation Measures Energy

Village South Specific Plan (Proposed) - Los Angeles-South Coast County, Summer

	ROG	NOx	CO	SO2	Fugitive PM10	Exhaust PM10	PM10 Total	Fugitive PM2.5	Exhaust PM2.5	PM2.5 Total	Bio- CO2	NBio- CO2	Total CO2	CH4	N2O	CO2e
Category	lb/day										lb/day					
NaturalGas Mitigated	0.7660	6.7462	4.2573	0.0418		0.5292	0.5292		0.5292	0.5292		8,355.983 2	8,355.983 2	0.1602	0.1532	8,405.638 7
NaturalGas Unmitigated	0.7660	6.7462	4.2573	0.0418		0.5292	0.5292		0.5292	0.5292		8,355.983 2	8,355.983 2	0.1602	0.1532	8,405.638 7

Village South Specific Plan (Proposed) - Los Angeles-South Coast County, Summer

5.2 Energy by Land Use - NaturalGas**Unmitigated**

	NaturalGas Use	ROG	NOx	CO	SO2	Fugitive PM10	Exhaust PM10	PM10 Total	Fugitive PM2.5	Exhaust PM2.5	PM2.5 Total	Bio- CO2	NBio- CO2	Total CO2	CH4	N2O	CO2e
Land Use	kBTU/yr	lb/day										lb/day					
Apartments Low Rise	1119.16	0.0121	0.1031	0.0439	6.6000e-004		8.3400e-003	8.3400e-003		8.3400e-003	8.3400e-003		131.6662	131.6662	2.5200e-003	2.4100e-003	132.4486
Apartments Mid Rise	35784.3	0.3859	3.2978	1.4033	0.0211		0.2666	0.2666		0.2666	0.2666		4,209.9164	4,209.9164	0.0807	0.0772	4,234.9339
General Office Building	1283.42	0.0138	0.1258	0.1057	7.5000e-004		9.5600e-003	9.5600e-003		9.5600e-003	9.5600e-003		150.9911	150.9911	2.8900e-003	2.7700e-003	151.8884
High Turnover (Sit Down Restaurant)	22759.9	0.2455	2.2314	1.8743	0.0134		0.1696	0.1696		0.1696	0.1696		2,677.6342	2,677.6342	0.0513	0.0491	2,693.5460
Hotel	4769.72	0.0514	0.4676	0.3928	2.8100e-003		0.0355	0.0355		0.0355	0.0355		561.1436	561.1436	0.0108	0.0103	564.4782
Quality Restaurant	5057.75	0.0545	0.4959	0.4165	2.9800e-003		0.0377	0.0377		0.0377	0.0377		595.0298	595.0298	0.0114	0.0109	598.5658
Regional Shopping Center	251.616	2.7100e-003	0.0247	0.0207	1.5000e-004		1.8700e-003	1.8700e-003		1.8700e-003	1.8700e-003		29.6019	29.6019	5.7000e-004	5.4000e-004	29.7778
Total		0.7660	6.7463	4.2573	0.0418		0.5292	0.5292		0.5292	0.5292		8,355.9832	8,355.9832	0.1602	0.1532	8,405.6387

Village South Specific Plan (Proposed) - Los Angeles-South Coast County, Summer

5.2 Energy by Land Use - NaturalGas**Mitigated**

	NaturalGas Use	ROG	NOx	CO	SO2	Fugitive PM10	Exhaust PM10	PM10 Total	Fugitive PM2.5	Exhaust PM2.5	PM2.5 Total	Bio- CO2	NBio- CO2	Total CO2	CH4	N2O	CO2e
Land Use	kBTU/yr	lb/day										lb/day					
Apartments Low Rise	1.11916	0.0121	0.1031	0.0439	6.6000e-004		8.3400e-003	8.3400e-003		8.3400e-003	8.3400e-003		131.6662	131.6662	2.5200e-003	2.4100e-003	132.4486
Apartments Mid Rise	35.7843	0.3859	3.2978	1.4033	0.0211		0.2666	0.2666		0.2666	0.2666		4,209.9164	4,209.9164	0.0807	0.0772	4,234.9339
General Office Building	1.28342	0.0138	0.1258	0.1057	7.5000e-004		9.5600e-003	9.5600e-003		9.5600e-003	9.5600e-003		150.9911	150.9911	2.8900e-003	2.7700e-003	151.8884
High Turnover (Sit Down Restaurant)	22.7599	0.2455	2.2314	1.8743	0.0134		0.1696	0.1696		0.1696	0.1696		2,677.6342	2,677.6342	0.0513	0.0491	2,693.5460
Hotel	4.76972	0.0514	0.4676	0.3928	2.8100e-003		0.0355	0.0355		0.0355	0.0355		561.1436	561.1436	0.0108	0.0103	564.4782
Quality Restaurant	5.05775	0.0545	0.4959	0.4165	2.9800e-003		0.0377	0.0377		0.0377	0.0377		595.0298	595.0298	0.0114	0.0109	598.5658
Regional Shopping Center	0.251616	2.7100e-003	0.0247	0.0207	1.5000e-004		1.8700e-003	1.8700e-003		1.8700e-003	1.8700e-003		29.6019	29.6019	5.7000e-004	5.4000e-004	29.7778
Total		0.7660	6.7463	4.2573	0.0418		0.5292	0.5292		0.5292	0.5292		8,355.9832	8,355.9832	0.1602	0.1532	8,405.6387

6.0 Area Detail**6.1 Mitigation Measures Area**

Village South Specific Plan (Proposed) - Los Angeles-South Coast County, Summer

	ROG	NOx	CO	SO2	Fugitive PM10	Exhaust PM10	PM10 Total	Fugitive PM2.5	Exhaust PM2.5	PM2.5 Total	Bio- CO2	NBio- CO2	Total CO2	CH4	N2O	CO2e
Category	lb/day										lb/day					
Mitigated	30.5020	15.0496	88.4430	0.0944		1.5974	1.5974		1.5974	1.5974	0.0000	18,148.5950	18,148.5950	0.4874	0.3300	18,259.1192
Unmitigated	30.5020	15.0496	88.4430	0.0944		1.5974	1.5974		1.5974	1.5974	0.0000	18,148.5950	18,148.5950	0.4874	0.3300	18,259.1192

6.2 Area by SubCategory

Unmitigated

	ROG	NOx	CO	SO2	Fugitive PM10	Exhaust PM10	PM10 Total	Fugitive PM2.5	Exhaust PM2.5	PM2.5 Total	Bio- CO2	NBio- CO2	Total CO2	CH4	N2O	CO2e
SubCategory	lb/day										lb/day					
Architectural Coating	2.2670					0.0000	0.0000		0.0000	0.0000			0.0000			0.0000
Consumer Products	24.1085					0.0000	0.0000		0.0000	0.0000			0.0000			0.0000
Hearth	1.6500	14.1000	6.0000	0.0900		1.1400	1.1400		1.1400	1.1400	0.0000	18,000.0000	18,000.0000	0.3450	0.3300	18,106.9650
Landscaping	2.4766	0.9496	82.4430	4.3600e-003		0.4574	0.4574		0.4574	0.4574		148.5950	148.5950	0.1424		152.1542
Total	30.5020	15.0496	88.4430	0.0944		1.5974	1.5974		1.5974	1.5974	0.0000	18,148.5950	18,148.5950	0.4874	0.3300	18,259.1192

Village South Specific Plan (Proposed) - Los Angeles-South Coast County, Summer

6.2 Area by SubCategory**Mitigated**

	ROG	NOx	CO	SO2	Fugitive PM10	Exhaust PM10	PM10 Total	Fugitive PM2.5	Exhaust PM2.5	PM2.5 Total	Bio- CO2	NBio- CO2	Total CO2	CH4	N2O	CO2e
SubCategory	lb/day										lb/day					
Architectural Coating	2.2670					0.0000	0.0000		0.0000	0.0000			0.0000			0.0000
Consumer Products	24.1085					0.0000	0.0000		0.0000	0.0000			0.0000			0.0000
Hearth	1.6500	14.1000	6.0000	0.0900		1.1400	1.1400		1.1400	1.1400	0.0000	18,000.0000	18,000.0000	0.3450	0.3300	18,106.9650
Landscaping	2.4766	0.9496	82.4430	4.3600e-003		0.4574	0.4574		0.4574	0.4574		148.5950	148.5950	0.1424		152.1542
Total	30.5020	15.0496	88.4430	0.0944		1.5974	1.5974		1.5974	1.5974	0.0000	18,148.5950	18,148.5950	0.4874	0.3300	18,259.1192

7.0 Water Detail**7.1 Mitigation Measures Water****8.0 Waste Detail****8.1 Mitigation Measures Waste****9.0 Operational Offroad**

Equipment Type	Number	Hours/Day	Days/Year	Horse Power	Load Factor	Fuel Type
----------------	--------	-----------	-----------	-------------	-------------	-----------

10.0 Stationary Equipment

Village South Specific Plan (Proposed) - Los Angeles-South Coast County, Summer

Fire Pumps and Emergency Generators

Equipment Type	Number	Hours/Day	Hours/Year	Horse Power	Load Factor	Fuel Type
----------------	--------	-----------	------------	-------------	-------------	-----------

Boilers

Equipment Type	Number	Heat Input/Day	Heat Input/Year	Boiler Rating	Fuel Type
----------------	--------	----------------	-----------------	---------------	-----------

User Defined Equipment

Equipment Type	Number
----------------	--------

11.0 Vegetation

Village South Specific Plan (Proposed) - Los Angeles-South Coast County, Winter

Village South Specific Plan (Proposed)

Los Angeles-South Coast County, Winter

1.0 Project Characteristics

1.1 Land Usage

Land Uses	Size	Metric	Lot Acreage	Floor Surface Area	Population
General Office Building	45.00	1000sqft	1.03	45,000.00	0
High Turnover (Sit Down Restaurant)	36.00	1000sqft	0.83	36,000.00	0
Hotel	50.00	Room	1.67	72,600.00	0
Quality Restaurant	8.00	1000sqft	0.18	8,000.00	0
Apartments Low Rise	25.00	Dwelling Unit	1.56	25,000.00	72
Apartments Mid Rise	975.00	Dwelling Unit	25.66	975,000.00	2789
Regional Shopping Center	56.00	1000sqft	1.29	56,000.00	0

1.2 Other Project Characteristics

Urbanization	Urban	Wind Speed (m/s)	2.2	Precipitation Freq (Days)	33
Climate Zone	9			Operational Year	2028
Utility Company	Southern California Edison				
CO2 Intensity (lb/MWhr)	702.44	CH4 Intensity (lb/MWhr)	0.029	N2O Intensity (lb/MWhr)	0.006

1.3 User Entered Comments & Non-Default Data

Village South Specific Plan (Proposed) - Los Angeles-South Coast County, Winter

Project Characteristics - Consistent with the DEIR's model.

Land Use - See SWAPE comment regarding residential and retail land uses.

Construction Phase - See SWAPE comment regarding individual construction phase lengths.

Demolition - Consistent with the DEIR's model. See SWAPE comment regarding demolition.

Vehicle Trips - Saturday trips consistent with the DEIR's model. See SWAPE comment regarding weekday and Sunday trips.

Woodstoves - Woodstoves and wood-burning fireplaces consistent with the DEIR's model. See SWAPE comment regarding gas fireplaces.

Energy Use -

Construction Off-road Equipment Mitigation - See SWAPE comment on construction-related mitigation.

Area Mitigation - See SWAPE comment regarding operational mitigation measures.

Water Mitigation - See SWAPE comment regarding operational mitigation measures.

Table Name	Column Name	Default Value	New Value
tblFireplaces	FireplaceWoodMass	1,019.20	0.00
tblFireplaces	FireplaceWoodMass	1,019.20	0.00
tblFireplaces	NumberWood	1.25	0.00
tblFireplaces	NumberWood	48.75	0.00
tblVehicleTrips	ST_TR	7.16	6.17
tblVehicleTrips	ST_TR	6.39	3.87
tblVehicleTrips	ST_TR	2.46	1.39
tblVehicleTrips	ST_TR	158.37	79.82
tblVehicleTrips	ST_TR	8.19	3.75
tblVehicleTrips	ST_TR	94.36	63.99
tblVehicleTrips	ST_TR	49.97	10.74
tblVehicleTrips	SU_TR	6.07	6.16
tblVehicleTrips	SU_TR	5.86	4.18
tblVehicleTrips	SU_TR	1.05	0.69
tblVehicleTrips	SU_TR	131.84	78.27

Village South Specific Plan (Proposed) - Los Angeles-South Coast County, Winter

tblVehicleTrips	SU_TR	5.95	3.20
tblVehicleTrips	SU_TR	72.16	57.65
tblVehicleTrips	SU_TR	25.24	6.39
tblVehicleTrips	WD_TR	6.59	5.83
tblVehicleTrips	WD_TR	6.65	4.13
tblVehicleTrips	WD_TR	11.03	6.41
tblVehicleTrips	WD_TR	127.15	65.80
tblVehicleTrips	WD_TR	8.17	3.84
tblVehicleTrips	WD_TR	89.95	62.64
tblVehicleTrips	WD_TR	42.70	9.43
tblWoodstoves	NumberCatalytic	1.25	0.00
tblWoodstoves	NumberCatalytic	48.75	0.00
tblWoodstoves	NumberNoncatalytic	1.25	0.00
tblWoodstoves	NumberNoncatalytic	48.75	0.00
tblWoodstoves	WoodstoveDayYear	25.00	0.00
tblWoodstoves	WoodstoveDayYear	25.00	0.00
tblWoodstoves	WoodstoveWoodMass	999.60	0.00
tblWoodstoves	WoodstoveWoodMass	999.60	0.00

2.0 Emissions Summary

Village South Specific Plan (Proposed) - Los Angeles-South Coast County, Winter

2.1 Overall Construction (Maximum Daily Emission)**Unmitigated Construction**

	ROG	NOx	CO	SO2	Fugitive PM10	Exhaust PM10	PM10 Total	Fugitive PM2.5	Exhaust PM2.5	PM2.5 Total	Bio- CO2	NBio- CO2	Total CO2	CH4	N2O	CO2e
Year	lb/day										lb/day					
2021	4.2865	46.4651	31.6150	0.0642	18.2675	2.0461	20.3135	9.9840	1.8824	11.8664	0.0000	6,221.4937	6,221.4937	1.9491	0.0000	6,270.2214
2022	5.7218	38.9024	47.3319	0.1455	9.8688	1.6366	10.7736	3.6558	1.5057	5.1615	0.0000	14,630.3099	14,630.3099	1.9499	0.0000	14,657.2663
2023	5.2705	26.4914	44.5936	0.1413	9.8688	0.7800	10.6488	2.6381	0.7328	3.3708	0.0000	14,210.3424	14,210.3424	1.0230	0.0000	14,235.9160
2024	237.2328	9.5610	15.0611	0.0243	1.7884	0.4698	1.8628	0.4743	0.4322	0.5476	0.0000	2,352.4178	2,352.4178	0.7175	0.0000	2,370.3550
Maximum	237.2328	46.4651	47.3319	0.1455	18.2675	2.0461	20.3135	9.9840	1.8824	11.8664	0.0000	14,630.3099	14,630.3099	1.9499	0.0000	14,657.2663

Village South Specific Plan (Proposed) - Los Angeles-South Coast County, Winter

2.1 Overall Construction (Maximum Daily Emission)

Mitigated Construction

	ROG	NOx	CO	SO2	Fugitive PM10	Exhaust PM10	PM10 Total	Fugitive PM2.5	Exhaust PM2.5	PM2.5 Total	Bio- CO2	NBio- CO2	Total CO2	CH4	N2O	CO2e
Year	lb/day										lb/day					
2021	4.2865	46.4651	31.6150	0.0642	18.2675	2.0461	20.3135	9.9840	1.8824	11.8664	0.0000	6,221.4937	6,221.4937	1.9491	0.0000	6,270.2214
2022	5.7218	38.9024	47.3319	0.1455	9.8688	1.6366	10.7736	3.6558	1.5057	5.1615	0.0000	14,630.3099	14,630.3099	1.9499	0.0000	14,657.2663
2023	5.2705	26.4914	44.5936	0.1413	9.8688	0.7800	10.6488	2.6381	0.7328	3.3708	0.0000	14,210.3424	14,210.3424	1.0230	0.0000	14,235.9160
2024	237.2328	9.5610	15.0611	0.0243	1.7884	0.4698	1.8628	0.4743	0.4322	0.5476	0.0000	2,352.4178	2,352.4178	0.7175	0.0000	2,370.3550
Maximum	237.2328	46.4651	47.3319	0.1455	18.2675	2.0461	20.3135	9.9840	1.8824	11.8664	0.0000	14,630.3099	14,630.3099	1.9499	0.0000	14,657.2663

[illegible]

Village South Specific Plan (Proposed) - Los Angeles-South Coast County, Winter

Category	lb/day															lb/day														
	ROG	NOx	CO	SO2	Fugitive PM10	Exhaust PM10	PM10 Total	Fugitive PM2.5	Exhaust PM2.5	PM2.5 Total	Bio- CO2	NBio- CO2	Total CO2	CH4	N2O	CO2e														
Area	30.5020	15.0496	88.4430	0.0944	1.5974	1.5974	1.5974	1.5974	1.5974	1.5974	0.0000	18,148.59	18,148.59	0.4874	0.3300	18,259.11														
Energy	0.7660	6.7462	4.2573	0.0418	0.5292	0.5292	0.5292	0.5292	0.5292	0.5292	8,355.983	8,355.983	2	0.1602	0.1532	8,405.638														
Mobile	9.5233	45.9914	110.0422	0.4681	45.9592	0.3373	46.2965	12.2950	0.3132	12.6083	47,917.80	47,917.80	05	2.1953		47,972.68														
Total	40.7912	67.7872	202.7424	0.6043	45.9592	2.4640	48.4231	12.2950	2.4399	14.7349	0.0000	74,422.37	74,422.37	87	0.4832	74,637.44														

Village South Specific Plan (Proposed) - Los Angeles-South Coast County, Winter

	ROG	NOx	CO	SO2	Fugitive PM10	Exhaust PM10	PM10 Total	Fugitive PM2.5	Exhaust PM2.5	PM2.5 Total	Bio- CO2	NBio-CO2	Total CO2	CH4	N2O	CO2e
Percent Reduction	0.00	0.00	0.00	0.00	0.00	0.00	0.00	0.00	0.00	0.00	0.00	0.00	0.00	0.00	0.00	0.00

3.0 Construction Detail

Construction Phase

Phase Number	Phase Name	Phase Type	Start Date	End Date	Num Days Week	Num Days	Phase Description
1	Demolition	Demolition	9/1/2021	10/12/2021	5	30	
2	Site Preparation	Site Preparation	10/13/2021	11/9/2021	5	20	
3	Grading	Grading	11/10/2021	1/11/2022	5	45	
4	Building Construction	Building Construction	1/12/2022	12/12/2023	5	500	
5	Paving	Paving	12/13/2023	1/30/2024	5	35	
6	Architectural Coating	Architectural Coating	1/31/2024	3/19/2024	5	35	

Acres of Grading (Site Preparation Phase): 0

Acres of Grading (Grading Phase): 112.5

Acres of Paving: 0

Residential Indoor: 2,025,000; Residential Outdoor: 675,000; Non-Residential Indoor: 326,400; Non-Residential Outdoor: 108,800; Striped Parking Area: 0 (Architectural Coating – sqft)

OffRoad Equipment

Village South Specific Plan (Proposed) - Los Angeles-South Coast County, Winter

Phase Name	Offroad Equipment Type	Amount	Usage Hours	Horse Power	Load Factor
Demolition	Concrete/Industrial Saws	1	8.00	81	0.73
Demolition	Excavators	3	8.00	158	0.38
Demolition	Rubber Tired Dozers	2	8.00	247	0.40
Site Preparation	Rubber Tired Dozers	3	8.00	247	0.40
Site Preparation	Tractors/Loaders/Backhoes	4	8.00	97	0.37
Grading	Excavators	2	8.00	158	0.38
Grading	Graders	1	8.00	187	0.41
Grading	Rubber Tired Dozers	1	8.00	247	0.40
Grading	Scrapers	2	8.00	367	0.48
Grading	Tractors/Loaders/Backhoes	2	8.00	97	0.37
Building Construction	Cranes	1	7.00	231	0.29
Building Construction	Forklifts	3	8.00	89	0.20
Building Construction	Generator Sets	1	8.00	84	0.74
Building Construction	Tractors/Loaders/Backhoes	3	7.00	97	0.37
Building Construction	Welders	1	8.00	46	0.45
Paving	Pavers	2	8.00	130	0.42
Paving	Paving Equipment	2	8.00	132	0.36
Paving	Rollers	2	8.00	80	0.38
Architectural Coating	Air Compressors	1	6.00	78	0.48

Trips and VMT

Village South Specific Plan (Proposed) - Los Angeles-South Coast County, Winter

Phase Name	Offroad Equipment Count	Worker Trip Number	Vendor Trip Number	Hauling Trip Number	Worker Trip Length	Vendor Trip Length	Hauling Trip Length	Worker Vehicle Class	Vendor Vehicle Class	Hauling Vehicle Class
Demolition	6	15.00	0.00	458.00	14.70	6.90	20.00	LD_Mix	HDT_Mix	HHDT
Site Preparation	7	18.00	0.00	0.00	14.70	6.90	20.00	LD_Mix	HDT_Mix	HHDT
Grading	8	20.00	0.00	0.00	14.70	6.90	20.00	LD_Mix	HDT_Mix	HHDT
Building Construction	9	801.00	143.00	0.00	14.70	6.90	20.00	LD_Mix	HDT_Mix	HHDT
Paving	6	15.00	0.00	0.00	14.70	6.90	20.00	LD_Mix	HDT_Mix	HHDT
Architectural Coating	1	160.00	0.00	0.00	14.70	6.90	20.00	LD_Mix	HDT_Mix	HHDT

3.1 Mitigation Measures Construction

3.2 Demolition - 2021

Unmitigated Construction On-Site

	ROG	NOx	CO	SO2	Fugitive PM10	Exhaust PM10	PM10 Total	Fugitive PM2.5	Exhaust PM2.5	PM2.5 Total	Bio- CO2	NBio- CO2	Total CO2	CH4	N2O	CO2e
Category	lb/day										lb/day					
Fugitive Dust					3.3074	0.0000	3.3074	0.5008	0.0000	0.5008			0.0000			0.0000
Off-Road	3.1651	31.4407	21.5650	0.0388		1.5513	1.5513		1.4411	1.4411		3,747.9449	3,747.9449	1.0549		3,774.3174
Total	3.1651	31.4407	21.5650	0.0388	3.3074	1.5513	4.8588	0.5008	1.4411	1.9419		3,747.9449	3,747.9449	1.0549		3,774.3174

Village South Specific Plan (Proposed) - Los Angeles-South Coast County, Winter

3.2 Demolition - 2021**Unmitigated Construction Off-Site**

	ROG	NOx	CO	SO2	Fugitive PM10	Exhaust PM10	PM10 Total	Fugitive PM2.5	Exhaust PM2.5	PM2.5 Total	Bio- CO2	NBio- CO2	Total CO2	CH4	N2O	CO2e
Category	lb/day										lb/day					
Hauling	0.1304	4.1454	1.0182	0.0117	0.2669	0.0128	0.2797	0.0732	0.0122	0.0854		1,269.855 5	1,269.855 5	0.0908		1,272.125 2
Vendor	0.0000	0.0000	0.0000	0.0000	0.0000	0.0000	0.0000	0.0000	0.0000	0.0000		0.0000	0.0000	0.0000		0.0000
Worker	0.0715	0.0489	0.5524	1.6100e-003	0.1677	1.3500e-003	0.1690	0.0445	1.2500e-003	0.0457		160.8377	160.8377	4.7300e-003		160.9560
Total	0.2019	4.1943	1.5706	0.0133	0.4346	0.0141	0.4487	0.1176	0.0135	0.1311		1,430.693 2	1,430.693 2	0.0955		1,433.081 2

Mitigated Construction On-Site

	ROG	NOx	CO	SO2	Fugitive PM10	Exhaust PM10	PM10 Total	Fugitive PM2.5	Exhaust PM2.5	PM2.5 Total	Bio- CO2	NBio- CO2	Total CO2	CH4	N2O	CO2e
Category	lb/day										lb/day					
Fugitive Dust					3.3074	0.0000	3.3074	0.5008	0.0000	0.5008			0.0000			0.0000
Off-Road	3.1651	31.4407	21.5650	0.0388		1.5513	1.5513		1.4411	1.4411	0.0000	3,747.944 9	3,747.944 9	1.0549		3,774.317 4
Total	3.1651	31.4407	21.5650	0.0388	3.3074	1.5513	4.8588	0.5008	1.4411	1.9419	0.0000	3,747.944 9	3,747.944 9	1.0549		3,774.317 4

Village South Specific Plan (Proposed) - Los Angeles-South Coast County, Winter

3.2 Demolition - 2021**Mitigated Construction Off-Site**

	ROG	NOx	CO	SO2	Fugitive PM10	Exhaust PM10	PM10 Total	Fugitive PM2.5	Exhaust PM2.5	PM2.5 Total	Bio- CO2	NBio- CO2	Total CO2	CH4	N2O	CO2e
Category	lb/day										lb/day					
Hauling	0.1304	4.1454	1.0182	0.0117	0.2669	0.0128	0.2797	0.0732	0.0122	0.0854		1,269.855 5	1,269.855 5	0.0908		1,272.125 2
Vendor	0.0000	0.0000	0.0000	0.0000	0.0000	0.0000	0.0000	0.0000	0.0000	0.0000		0.0000	0.0000	0.0000		0.0000
Worker	0.0715	0.0489	0.5524	1.6100e-003	0.1677	1.3500e-003	0.1690	0.0445	1.2500e-003	0.0457		160.8377	160.8377	4.7300e-003		160.9560
Total	0.2019	4.1943	1.5706	0.0133	0.4346	0.0141	0.4487	0.1176	0.0135	0.1311		1,430.693 2	1,430.693 2	0.0955		1,433.081 2

3.3 Site Preparation - 2021**Unmitigated Construction On-Site**

	ROG	NOx	CO	SO2	Fugitive PM10	Exhaust PM10	PM10 Total	Fugitive PM2.5	Exhaust PM2.5	PM2.5 Total	Bio- CO2	NBio- CO2	Total CO2	CH4	N2O	CO2e
Category	lb/day										lb/day					
Fugitive Dust					18.0663	0.0000	18.0663	9.9307	0.0000	9.9307			0.0000			0.0000
Off-Road	3.8882	40.4971	21.1543	0.0380		2.0445	2.0445		1.8809	1.8809		3,685.656 9	3,685.656 9	1.1920		3,715.457 3
Total	3.8882	40.4971	21.1543	0.0380	18.0663	2.0445	20.1107	9.9307	1.8809	11.8116		3,685.656 9	3,685.656 9	1.1920		3,715.457 3

Village South Specific Plan (Proposed) - Los Angeles-South Coast County, Winter

3.3 Site Preparation - 2021**Unmitigated Construction Off-Site**

	ROG	NOx	CO	SO2	Fugitive PM10	Exhaust PM10	PM10 Total	Fugitive PM2.5	Exhaust PM2.5	PM2.5 Total	Bio- CO2	NBio- CO2	Total CO2	CH4	N2O	CO2e
Category	lb/day										lb/day					
Hauling	0.0000	0.0000	0.0000	0.0000	0.0000	0.0000	0.0000	0.0000	0.0000	0.0000		0.0000	0.0000	0.0000		0.0000
Vendor	0.0000	0.0000	0.0000	0.0000	0.0000	0.0000	0.0000	0.0000	0.0000	0.0000		0.0000	0.0000	0.0000		0.0000
Worker	0.0858	0.0587	0.6629	1.9400e-003	0.2012	1.6300e-003	0.2028	0.0534	1.5000e-003	0.0549		193.0052	193.0052	5.6800e-003		193.1472
Total	0.0858	0.0587	0.6629	1.9400e-003	0.2012	1.6300e-003	0.2028	0.0534	1.5000e-003	0.0549		193.0052	193.0052	5.6800e-003		193.1472

Mitigated Construction On-Site

	ROG	NOx	CO	SO2	Fugitive PM10	Exhaust PM10	PM10 Total	Fugitive PM2.5	Exhaust PM2.5	PM2.5 Total	Bio- CO2	NBio- CO2	Total CO2	CH4	N2O	CO2e
Category	lb/day										lb/day					
Fugitive Dust					18.0663	0.0000	18.0663	9.9307	0.0000	9.9307			0.0000			0.0000
Off-Road	3.8882	40.4971	21.1543	0.0380		2.0445	2.0445		1.8809	1.8809	0.0000	3,685.6569	3,685.6569	1.1920		3,715.4573
Total	3.8882	40.4971	21.1543	0.0380	18.0663	2.0445	20.1107	9.9307	1.8809	11.8116	0.0000	3,685.6569	3,685.6569	1.1920		3,715.4573

Village South Specific Plan (Proposed) - Los Angeles-South Coast County, Winter

3.3 Site Preparation - 2021**Mitigated Construction Off-Site**

	ROG	NOx	CO	SO2	Fugitive PM10	Exhaust PM10	PM10 Total	Fugitive PM2.5	Exhaust PM2.5	PM2.5 Total	Bio- CO2	NBio- CO2	Total CO2	CH4	N2O	CO2e
Category	lb/day										lb/day					
Hauling	0.0000	0.0000	0.0000	0.0000	0.0000	0.0000	0.0000	0.0000	0.0000	0.0000		0.0000	0.0000	0.0000		0.0000
Vendor	0.0000	0.0000	0.0000	0.0000	0.0000	0.0000	0.0000	0.0000	0.0000	0.0000		0.0000	0.0000	0.0000		0.0000
Worker	0.0858	0.0587	0.6629	1.9400e-003	0.2012	1.6300e-003	0.2028	0.0534	1.5000e-003	0.0549		193.0052	193.0052	5.6800e-003		193.1472
Total	0.0858	0.0587	0.6629	1.9400e-003	0.2012	1.6300e-003	0.2028	0.0534	1.5000e-003	0.0549		193.0052	193.0052	5.6800e-003		193.1472

3.4 Grading - 2021**Unmitigated Construction On-Site**

	ROG	NOx	CO	SO2	Fugitive PM10	Exhaust PM10	PM10 Total	Fugitive PM2.5	Exhaust PM2.5	PM2.5 Total	Bio- CO2	NBio- CO2	Total CO2	CH4	N2O	CO2e
Category	lb/day										lb/day					
Fugitive Dust					8.6733	0.0000	8.6733	3.5965	0.0000	3.5965			0.0000			0.0000
Off-Road	4.1912	46.3998	30.8785	0.0620		1.9853	1.9853		1.8265	1.8265		6,007.0434	6,007.0434	1.9428		6,055,6134
Total	4.1912	46.3998	30.8785	0.0620	8.6733	1.9853	10.6587	3.5965	1.8265	5.4230		6,007.0434	6,007.0434	1.9428		6,055,6134

Village South Specific Plan (Proposed) - Los Angeles-South Coast County, Winter

3.4 Grading - 2021**Unmitigated Construction Off-Site**

	ROG	NOx	CO	SO2	Fugitive PM10	Exhaust PM10	PM10 Total	Fugitive PM2.5	Exhaust PM2.5	PM2.5 Total	Bio- CO2	NBio- CO2	Total CO2	CH4	N2O	CO2e
Category	lb/day										lb/day					
Hauling	0.0000	0.0000	0.0000	0.0000	0.0000	0.0000	0.0000	0.0000	0.0000	0.0000		0.0000	0.0000	0.0000		0.0000
Vendor	0.0000	0.0000	0.0000	0.0000	0.0000	0.0000	0.0000	0.0000	0.0000	0.0000		0.0000	0.0000	0.0000		0.0000
Worker	0.0954	0.0652	0.7365	2.1500e-003	0.2236	1.8100e-003	0.2254	0.0593	1.6600e-003	0.0610		214.4502	214.4502	6.3100e-003		214.6080
Total	0.0954	0.0652	0.7365	2.1500e-003	0.2236	1.8100e-003	0.2254	0.0593	1.6600e-003	0.0610		214.4502	214.4502	6.3100e-003		214.6080

Mitigated Construction On-Site

	ROG	NOx	CO	SO2	Fugitive PM10	Exhaust PM10	PM10 Total	Fugitive PM2.5	Exhaust PM2.5	PM2.5 Total	Bio- CO2	NBio- CO2	Total CO2	CH4	N2O	CO2e
Category	lb/day										lb/day					
Fugitive Dust					8.6733	0.0000	8.6733	3.5965	0.0000	3.5965			0.0000			0.0000
Off-Road	4.1912	46.3998	30.8785	0.0620		1.9853	1.9853		1.8265	1.8265	0.0000	6,007.0434	6,007.0434	1.9428		6,055,6134
Total	4.1912	46.3998	30.8785	0.0620	8.6733	1.9853	10.6587	3.5965	1.8265	5.4230	0.0000	6,007.0434	6,007.0434	1.9428		6,055,6134

Village South Specific Plan (Proposed) - Los Angeles-South Coast County, Winter

3.4 Grading - 2021**Mitigated Construction Off-Site**

	ROG	NOx	CO	SO2	Fugitive PM10	Exhaust PM10	PM10 Total	Fugitive PM2.5	Exhaust PM2.5	PM2.5 Total	Bio- CO2	NBio- CO2	Total CO2	CH4	N2O	CO2e
Category	lb/day										lb/day					
Hauling	0.0000	0.0000	0.0000	0.0000	0.0000	0.0000	0.0000	0.0000	0.0000	0.0000		0.0000	0.0000	0.0000		0.0000
Vendor	0.0000	0.0000	0.0000	0.0000	0.0000	0.0000	0.0000	0.0000	0.0000	0.0000		0.0000	0.0000	0.0000		0.0000
Worker	0.0954	0.0652	0.7365	2.1500e-003	0.2236	1.8100e-003	0.2254	0.0593	1.6600e-003	0.0610		214.4502	214.4502	6.3100e-003		214.6080
Total	0.0954	0.0652	0.7365	2.1500e-003	0.2236	1.8100e-003	0.2254	0.0593	1.6600e-003	0.0610		214.4502	214.4502	6.3100e-003		214.6080

3.4 Grading - 2022**Unmitigated Construction On-Site**

	ROG	NOx	CO	SO2	Fugitive PM10	Exhaust PM10	PM10 Total	Fugitive PM2.5	Exhaust PM2.5	PM2.5 Total	Bio- CO2	NBio- CO2	Total CO2	CH4	N2O	CO2e
Category	lb/day										lb/day					
Fugitive Dust					8.6733	0.0000	8.6733	3.5965	0.0000	3.5965			0.0000			0.0000
Off-Road	3.6248	38.8435	29.0415	0.0621		1.6349	1.6349		1.5041	1.5041		6,011.4105	6,011.4105	1.9442		6,060.0158
Total	3.6248	38.8435	29.0415	0.0621	8.6733	1.6349	10.3082	3.5965	1.5041	5.1006		6,011.4105	6,011.4105	1.9442		6,060.0158

Village South Specific Plan (Proposed) - Los Angeles-South Coast County, Winter

3.4 Grading - 2022**Unmitigated Construction Off-Site**

	ROG	NOx	CO	SO2	Fugitive PM10	Exhaust PM10	PM10 Total	Fugitive PM2.5	Exhaust PM2.5	PM2.5 Total	Bio- CO2	NBio- CO2	Total CO2	CH4	N2O	CO2e
Category	lb/day										lb/day					
Hauling	0.0000	0.0000	0.0000	0.0000	0.0000	0.0000	0.0000	0.0000	0.0000	0.0000		0.0000	0.0000	0.0000		0.0000
Vendor	0.0000	0.0000	0.0000	0.0000	0.0000	0.0000	0.0000	0.0000	0.0000	0.0000		0.0000	0.0000	0.0000		0.0000
Worker	0.0896	0.0589	0.6784	2.0800e-003	0.2236	1.7500e-003	0.2253	0.0593	1.6100e-003	0.0609		206.9139	206.9139	5.7000e-003		207.0563
Total	0.0896	0.0589	0.6784	2.0800e-003	0.2236	1.7500e-003	0.2253	0.0593	1.6100e-003	0.0609		206.9139	206.9139	5.7000e-003		207.0563

Mitigated Construction On-Site

	ROG	NOx	CO	SO2	Fugitive PM10	Exhaust PM10	PM10 Total	Fugitive PM2.5	Exhaust PM2.5	PM2.5 Total	Bio- CO2	NBio- CO2	Total CO2	CH4	N2O	CO2e
Category	lb/day										lb/day					
Fugitive Dust					8.6733	0.0000	8.6733	3.5965	0.0000	3.5965			0.0000			0.0000
Off-Road	3.6248	38.8435	29.0415	0.0621		1.6349	1.6349		1.5041	1.5041	0.0000	6,011.4105	6,011.4105	1.9442		6,060.0158
Total	3.6248	38.8435	29.0415	0.0621	8.6733	1.6349	10.3082	3.5965	1.5041	5.1006	0.0000	6,011.4105	6,011.4105	1.9442		6,060.0158

Village South Specific Plan (Proposed) - Los Angeles-South Coast County, Winter

3.4 Grading - 2022**Mitigated Construction Off-Site**

	ROG	NOx	CO	SO2	Fugitive PM10	Exhaust PM10	PM10 Total	Fugitive PM2.5	Exhaust PM2.5	PM2.5 Total	Bio- CO2	NBio- CO2	Total CO2	CH4	N2O	CO2e
Category	lb/day										lb/day					
Hauling	0.0000	0.0000	0.0000	0.0000	0.0000	0.0000	0.0000	0.0000	0.0000	0.0000		0.0000	0.0000	0.0000		0.0000
Vendor	0.0000	0.0000	0.0000	0.0000	0.0000	0.0000	0.0000	0.0000	0.0000	0.0000		0.0000	0.0000	0.0000		0.0000
Worker	0.0896	0.0589	0.6784	2.0800e-003	0.2236	1.7500e-003	0.2253	0.0593	1.6100e-003	0.0609		206.9139	206.9139	5.7000e-003		207.0563
Total	0.0896	0.0589	0.6784	2.0800e-003	0.2236	1.7500e-003	0.2253	0.0593	1.6100e-003	0.0609		206.9139	206.9139	5.7000e-003		207.0563

3.5 Building Construction - 2022**Unmitigated Construction On-Site**

	ROG	NOx	CO	SO2	Fugitive PM10	Exhaust PM10	PM10 Total	Fugitive PM2.5	Exhaust PM2.5	PM2.5 Total	Bio- CO2	NBio- CO2	Total CO2	CH4	N2O	CO2e
Category	lb/day										lb/day					
Off-Road	1.7062	15.6156	16.3634	0.0269		0.8090	0.8090		0.7612	0.7612		2,554.3336	2,554.3336	0.6120		2,569.6322
Total	1.7062	15.6156	16.3634	0.0269		0.8090	0.8090		0.7612	0.7612		2,554.3336	2,554.3336	0.6120		2,569.6322

Village South Specific Plan (Proposed) - Los Angeles-South Coast County, Winter

3.5 Building Construction - 2022**Unmitigated Construction Off-Site**

	ROG	NOx	CO	SO2	Fugitive PM10	Exhaust PM10	PM10 Total	Fugitive PM2.5	Exhaust PM2.5	PM2.5 Total	Bio- CO2	NBio- CO2	Total CO2	CH4	N2O	CO2e
Category	lb/day										lb/day					
Hauling	0.0000	0.0000	0.0000	0.0000	0.0000	0.0000	0.0000	0.0000	0.0000	0.0000		0.0000	0.0000	0.0000		0.0000
Vendor	0.4284	13.1673	3.8005	0.0354	0.9155	0.0256	0.9412	0.2636	0.0245	0.2881		3,789.0750	3,789.0750	0.2381		3,795.0283
Worker	3.5872	2.3593	27.1680	0.0832	8.9533	0.0701	9.0234	2.3745	0.0646	2.4390		8,286.9013	8,286.9013	0.2282		8,292.6058
Total	4.0156	15.5266	30.9685	0.1186	9.8688	0.0957	9.9645	2.6381	0.0891	2.7271		12,075.9763	12,075.9763	0.4663		12,087.6341

Mitigated Construction On-Site

	ROG	NOx	CO	SO2	Fugitive PM10	Exhaust PM10	PM10 Total	Fugitive PM2.5	Exhaust PM2.5	PM2.5 Total	Bio- CO2	NBio- CO2	Total CO2	CH4	N2O	CO2e
Category	lb/day										lb/day					
Off-Road	1.7062	15.6156	16.3634	0.0269		0.8090	0.8090		0.7612	0.7612	0.0000	2,554.3336	2,554.3336	0.6120		2,569.6322
Total	1.7062	15.6156	16.3634	0.0269		0.8090	0.8090		0.7612	0.7612	0.0000	2,554.3336	2,554.3336	0.6120		2,569.6322

Village South Specific Plan (Proposed) - Los Angeles-South Coast County, Winter

3.5 Building Construction - 2022**Mitigated Construction Off-Site**

	ROG	NOx	CO	SO2	Fugitive PM10	Exhaust PM10	PM10 Total	Fugitive PM2.5	Exhaust PM2.5	PM2.5 Total	Bio- CO2	NBio- CO2	Total CO2	CH4	N2O	CO2e
Category	lb/day										lb/day					
Hauling	0.0000	0.0000	0.0000	0.0000	0.0000	0.0000	0.0000	0.0000	0.0000	0.0000		0.0000	0.0000	0.0000		0.0000
Vendor	0.4284	13.1673	3.8005	0.0354	0.9155	0.0256	0.9412	0.2636	0.0245	0.2881		3,789.0750	3,789.0750	0.2381		3,795.0283
Worker	3.5872	2.3593	27.1680	0.0832	8.9533	0.0701	9.0234	2.3745	0.0646	2.4390		8,286.9013	8,286.9013	0.2282		8,292.6058
Total	4.0156	15.5266	30.9685	0.1186	9.8688	0.0957	9.9645	2.6381	0.0891	2.7271		12,075.9763	12,075.9763	0.4663		12,087.6341

3.5 Building Construction - 2023**Unmitigated Construction On-Site**

	ROG	NOx	CO	SO2	Fugitive PM10	Exhaust PM10	PM10 Total	Fugitive PM2.5	Exhaust PM2.5	PM2.5 Total	Bio- CO2	NBio- CO2	Total CO2	CH4	N2O	CO2e
Category	lb/day										lb/day					
Off-Road	1.5728	14.3849	16.2440	0.0269		0.6997	0.6997		0.6584	0.6584		2,555.2099	2,555.2099	0.6079		2,570.4061
Total	1.5728	14.3849	16.2440	0.0269		0.6997	0.6997		0.6584	0.6584		2,555.2099	2,555.2099	0.6079		2,570.4061

Village South Specific Plan (Proposed) - Los Angeles-South Coast County, Winter

3.5 Building Construction - 2023**Unmitigated Construction Off-Site**

	ROG	NOx	CO	SO2	Fugitive PM10	Exhaust PM10	PM10 Total	Fugitive PM2.5	Exhaust PM2.5	PM2.5 Total	Bio- CO2	NBio- CO2	Total CO2	CH4	N2O	CO2e
Category	lb/day										lb/day					
Hauling	0.0000	0.0000	0.0000	0.0000	0.0000	0.0000	0.0000	0.0000	0.0000	0.0000		0.0000	0.0000	0.0000		0.0000
Vendor	0.3183	9.9726	3.3771	0.0343	0.9156	0.0122	0.9277	0.2636	0.0116	0.2752		3,671.4007	3,671.4007	0.2096		3,676.6417
Worker	3.3795	2.1338	24.9725	0.0801	8.9533	0.0681	9.0214	2.3745	0.0627	2.4372		7,983.7318	7,983.7318	0.2055		7,988.8683
Total	3.6978	12.1065	28.3496	0.1144	9.8688	0.0803	9.9491	2.6381	0.0743	2.7124		11,655.1325	11,655.1325	0.4151		11,665.5099

Mitigated Construction On-Site

	ROG	NOx	CO	SO2	Fugitive PM10	Exhaust PM10	PM10 Total	Fugitive PM2.5	Exhaust PM2.5	PM2.5 Total	Bio- CO2	NBio- CO2	Total CO2	CH4	N2O	CO2e
Category	lb/day										lb/day					
Off-Road	1.5728	14.3849	16.2440	0.0269		0.6997	0.6997		0.6584	0.6584	0.0000	2,555.2099	2,555.2099	0.6079		2,570.4061
Total	1.5728	14.3849	16.2440	0.0269		0.6997	0.6997		0.6584	0.6584	0.0000	2,555.2099	2,555.2099	0.6079		2,570.4061

Village South Specific Plan (Proposed) - Los Angeles-South Coast County, Winter

3.5 Building Construction - 2023**Mitigated Construction Off-Site**

	ROG	NOx	CO	SO2	Fugitive PM10	Exhaust PM10	PM10 Total	Fugitive PM2.5	Exhaust PM2.5	PM2.5 Total	Bio- CO2	NBio- CO2	Total CO2	CH4	N2O	CO2e
Category	lb/day										lb/day					
Hauling	0.0000	0.0000	0.0000	0.0000	0.0000	0.0000	0.0000	0.0000	0.0000	0.0000		0.0000	0.0000	0.0000		0.0000
Vendor	0.3183	9.9726	3.3771	0.0343	0.9156	0.0122	0.9277	0.2636	0.0116	0.2752		3,671.400 7	3,671.400 7	0.2096		3,676.641 7
Worker	3.3795	2.1338	24.9725	0.0801	8.9533	0.0681	9.0214	2.3745	0.0627	2.4372		7,983.731 8	7,983.731 8	0.2055		7,988.868 3
Total	3.6978	12.1065	28.3496	0.1144	9.8688	0.0803	9.9491	2.6381	0.0743	2.7124		11,655.13 25	11,655.13 25	0.4151		11,665.50 99

3.6 Paving - 2023**Unmitigated Construction On-Site**

	ROG	NOx	CO	SO2	Fugitive PM10	Exhaust PM10	PM10 Total	Fugitive PM2.5	Exhaust PM2.5	PM2.5 Total	Bio- CO2	NBio- CO2	Total CO2	CH4	N2O	CO2e
Category	lb/day										lb/day					
Off-Road	1.0327	10.1917	14.5842	0.0228		0.5102	0.5102		0.4694	0.4694		2,207.584 1	2,207.584 1	0.7140		2,225.433 6
Paving	0.0000					0.0000	0.0000		0.0000	0.0000			0.0000			0.0000
Total	1.0327	10.1917	14.5842	0.0228		0.5102	0.5102		0.4694	0.4694		2,207.584 1	2,207.584 1	0.7140		2,225.433 6

Village South Specific Plan (Proposed) - Los Angeles-South Coast County, Winter

3.6 Paving - 2023**Unmitigated Construction Off-Site**

	ROG	NOx	CO	SO2	Fugitive PM10	Exhaust PM10	PM10 Total	Fugitive PM2.5	Exhaust PM2.5	PM2.5 Total	Bio- CO2	NBio- CO2	Total CO2	CH4	N2O	CO2e
Category	lb/day										lb/day					
Hauling	0.0000	0.0000	0.0000	0.0000	0.0000	0.0000	0.0000	0.0000	0.0000	0.0000		0.0000	0.0000	0.0000		0.0000
Vendor	0.0000	0.0000	0.0000	0.0000	0.0000	0.0000	0.0000	0.0000	0.0000	0.0000		0.0000	0.0000	0.0000		0.0000
Worker	0.0633	0.0400	0.4677	1.5000e-003	0.1677	1.2800e-003	0.1689	0.0445	1.1700e-003	0.0456		149.5081	149.5081	3.8500e-003		149.6043
Total	0.0633	0.0400	0.4677	1.5000e-003	0.1677	1.2800e-003	0.1689	0.0445	1.1700e-003	0.0456		149.5081	149.5081	3.8500e-003		149.6043

Mitigated Construction On-Site

	ROG	NOx	CO	SO2	Fugitive PM10	Exhaust PM10	PM10 Total	Fugitive PM2.5	Exhaust PM2.5	PM2.5 Total	Bio- CO2	NBio- CO2	Total CO2	CH4	N2O	CO2e
Category	lb/day										lb/day					
Off-Road	1.0327	10.1917	14.5842	0.0228		0.5102	0.5102		0.4694	0.4694	0.0000	2,207.5841	2,207.5841	0.7140		2,225.4336
Paving	0.0000					0.0000	0.0000		0.0000	0.0000			0.0000			0.0000
Total	1.0327	10.1917	14.5842	0.0228		0.5102	0.5102		0.4694	0.4694	0.0000	2,207.5841	2,207.5841	0.7140		2,225.4336

Village South Specific Plan (Proposed) - Los Angeles-South Coast County, Winter

3.6 Paving - 2023**Mitigated Construction Off-Site**

	ROG	NOx	CO	SO2	Fugitive PM10	Exhaust PM10	PM10 Total	Fugitive PM2.5	Exhaust PM2.5	PM2.5 Total	Bio- CO2	NBio- CO2	Total CO2	CH4	N2O	CO2e
Category	lb/day										lb/day					
Hauling	0.0000	0.0000	0.0000	0.0000	0.0000	0.0000	0.0000	0.0000	0.0000	0.0000		0.0000	0.0000	0.0000		0.0000
Vendor	0.0000	0.0000	0.0000	0.0000	0.0000	0.0000	0.0000	0.0000	0.0000	0.0000		0.0000	0.0000	0.0000		0.0000
Worker	0.0633	0.0400	0.4677	1.5000e-003	0.1677	1.2800e-003	0.1689	0.0445	1.1700e-003	0.0456		149.5081	149.5081	3.8500e-003		149.6043
Total	0.0633	0.0400	0.4677	1.5000e-003	0.1677	1.2800e-003	0.1689	0.0445	1.1700e-003	0.0456		149.5081	149.5081	3.8500e-003		149.6043

3.6 Paving - 2024**Unmitigated Construction On-Site**

	ROG	NOx	CO	SO2	Fugitive PM10	Exhaust PM10	PM10 Total	Fugitive PM2.5	Exhaust PM2.5	PM2.5 Total	Bio- CO2	NBio- CO2	Total CO2	CH4	N2O	CO2e
Category	lb/day										lb/day					
Off-Road	0.9882	9.5246	14.6258	0.0228		0.4685	0.4685		0.4310	0.4310		2,207.547 2	2,207.547 2	0.7140		2,225.396 3
Paving	0.0000					0.0000	0.0000		0.0000	0.0000			0.0000			0.0000
Total	0.9882	9.5246	14.6258	0.0228		0.4685	0.4685		0.4310	0.4310		2,207.547 2	2,207.547 2	0.7140		2,225.396 3

Village South Specific Plan (Proposed) - Los Angeles-South Coast County, Winter

3.6 Paving - 2024**Unmitigated Construction Off-Site**

	ROG	NOx	CO	SO2	Fugitive PM10	Exhaust PM10	PM10 Total	Fugitive PM2.5	Exhaust PM2.5	PM2.5 Total	Bio- CO2	NBio- CO2	Total CO2	CH4	N2O	CO2e
Category	lb/day										lb/day					
Hauling	0.0000	0.0000	0.0000	0.0000	0.0000	0.0000	0.0000	0.0000	0.0000	0.0000		0.0000	0.0000	0.0000		0.0000
Vendor	0.0000	0.0000	0.0000	0.0000	0.0000	0.0000	0.0000	0.0000	0.0000	0.0000		0.0000	0.0000	0.0000		0.0000
Worker	0.0601	0.0364	0.4354	1.4500e-003	0.1677	1.2600e-003	0.1689	0.0445	1.1600e-003	0.0456		144.8706	144.8706	3.5300e-003		144.9587
Total	0.0601	0.0364	0.4354	1.4500e-003	0.1677	1.2600e-003	0.1689	0.0445	1.1600e-003	0.0456		144.8706	144.8706	3.5300e-003		144.9587

Mitigated Construction On-Site

	ROG	NOx	CO	SO2	Fugitive PM10	Exhaust PM10	PM10 Total	Fugitive PM2.5	Exhaust PM2.5	PM2.5 Total	Bio- CO2	NBio- CO2	Total CO2	CH4	N2O	CO2e
Category	lb/day										lb/day					
Off-Road	0.9882	9.5246	14.6258	0.0228		0.4685	0.4685		0.4310	0.4310	0.0000	2,207.547 2	2,207.547 2	0.7140		2,225.396 3
Paving	0.0000					0.0000	0.0000		0.0000	0.0000			0.0000			0.0000
Total	0.9882	9.5246	14.6258	0.0228		0.4685	0.4685		0.4310	0.4310	0.0000	2,207.547 2	2,207.547 2	0.7140		2,225.396 3

Village South Specific Plan (Proposed) - Los Angeles-South Coast County, Winter

3.6 Paving - 2024**Mitigated Construction Off-Site**

	ROG	NOx	CO	SO2	Fugitive PM10	Exhaust PM10	PM10 Total	Fugitive PM2.5	Exhaust PM2.5	PM2.5 Total	Bio- CO2	NBio- CO2	Total CO2	CH4	N2O	CO2e
Category	lb/day										lb/day					
Hauling	0.0000	0.0000	0.0000	0.0000	0.0000	0.0000	0.0000	0.0000	0.0000	0.0000		0.0000	0.0000	0.0000		0.0000
Vendor	0.0000	0.0000	0.0000	0.0000	0.0000	0.0000	0.0000	0.0000	0.0000	0.0000		0.0000	0.0000	0.0000		0.0000
Worker	0.0601	0.0364	0.4354	1.4500e-003	0.1677	1.2600e-003	0.1689	0.0445	1.1600e-003	0.0456		144.8706	144.8706	3.5300e-003		144.9587
Total	0.0601	0.0364	0.4354	1.4500e-003	0.1677	1.2600e-003	0.1689	0.0445	1.1600e-003	0.0456		144.8706	144.8706	3.5300e-003		144.9587

3.7 Architectural Coating - 2024**Unmitigated Construction On-Site**

	ROG	NOx	CO	SO2	Fugitive PM10	Exhaust PM10	PM10 Total	Fugitive PM2.5	Exhaust PM2.5	PM2.5 Total	Bio- CO2	NBio- CO2	Total CO2	CH4	N2O	CO2e
Category	lb/day										lb/day					
Archit. Coating	236.4115					0.0000	0.0000		0.0000	0.0000			0.0000			0.0000
Off-Road	0.1808	1.2188	1.8101	2.9700e-003		0.0609	0.0609		0.0609	0.0609		281.4481	281.4481	0.0159		281.8443
Total	236.5923	1.2188	1.8101	2.9700e-003		0.0609	0.0609		0.0609	0.0609		281.4481	281.4481	0.0159		281.8443

Village South Specific Plan (Proposed) - Los Angeles-South Coast County, Winter

3.7 Architectural Coating - 2024**Unmitigated Construction Off-Site**

	ROG	NOx	CO	SO2	Fugitive PM10	Exhaust PM10	PM10 Total	Fugitive PM2.5	Exhaust PM2.5	PM2.5 Total	Bio- CO2	NBio- CO2	Total CO2	CH4	N2O	CO2e
Category	lb/day										lb/day					
Hauling	0.0000	0.0000	0.0000	0.0000	0.0000	0.0000	0.0000	0.0000	0.0000	0.0000		0.0000	0.0000	0.0000		0.0000
Vendor	0.0000	0.0000	0.0000	0.0000	0.0000	0.0000	0.0000	0.0000	0.0000	0.0000		0.0000	0.0000	0.0000		0.0000
Worker	0.6406	0.3886	4.6439	0.0155	1.7884	0.0134	1.8018	0.4743	0.0123	0.4866		1,545.286 0	1,545.286 0	0.0376		1,546.226 2
Total	0.6406	0.3886	4.6439	0.0155	1.7884	0.0134	1.8018	0.4743	0.0123	0.4866		1,545.286 0	1,545.286 0	0.0376		1,546.226 2

Mitigated Construction On-Site

	ROG	NOx	CO	SO2	Fugitive PM10	Exhaust PM10	PM10 Total	Fugitive PM2.5	Exhaust PM2.5	PM2.5 Total	Bio- CO2	NBio- CO2	Total CO2	CH4	N2O	CO2e
Category	lb/day										lb/day					
Archit. Coating	236.4115					0.0000	0.0000		0.0000	0.0000			0.0000			0.0000
Off-Road	0.1808	1.2188	1.8101	2.9700e-003		0.0609	0.0609		0.0609	0.0609	0.0000	281.4481	281.4481	0.0159		281.8443
Total	236.5923	1.2188	1.8101	2.9700e-003		0.0609	0.0609		0.0609	0.0609	0.0000	281.4481	281.4481	0.0159		281.8443

Village South Specific Plan (Proposed) - Los Angeles-South Coast County, Winter

3.7 Architectural Coating - 2024**Mitigated Construction Off-Site**

	ROG	NOx	CO	SO2	Fugitive PM10	Exhaust PM10	PM10 Total	Fugitive PM2.5	Exhaust PM2.5	PM2.5 Total	Bio- CO2	NBio- CO2	Total CO2	CH4	N2O	CO2e
Category	lb/day										lb/day					
Hauling	0.0000	0.0000	0.0000	0.0000	0.0000	0.0000	0.0000	0.0000	0.0000	0.0000		0.0000	0.0000	0.0000		0.0000
Vendor	0.0000	0.0000	0.0000	0.0000	0.0000	0.0000	0.0000	0.0000	0.0000	0.0000		0.0000	0.0000	0.0000		0.0000
Worker	0.6406	0.3886	4.6439	0.0155	1.7884	0.0134	1.8018	0.4743	0.0123	0.4866		1,545.286 0	1,545.286 0	0.0376		1,546.226 2
Total	0.6406	0.3886	4.6439	0.0155	1.7884	0.0134	1.8018	0.4743	0.0123	0.4866		1,545.286 0	1,545.286 0	0.0376		1,546.226 2

4.0 Operational Detail - Mobile**4.1 Mitigation Measures Mobile**

Village South Specific Plan (Proposed) - Los Angeles-South Coast County, Winter

	ROG	NOx	CO	SO2	Fugitive PM10	Exhaust PM10	PM10 Total	Fugitive PM2.5	Exhaust PM2.5	PM2.5 Total	Bio- CO2	NBio- CO2	Total CO2	CH4	N2O	CO2e
Category	lb/day										lb/day					
Mitigated	9.5233	45.9914	110.0422	0.4681	45.9592	0.3373	46.2965	12.2950	0.3132	12.6083		47,917.8005	47,917.8005	2.1953		47,972.6839
Unmitigated	9.5233	45.9914	110.0422	0.4681	45.9592	0.3373	46.2965	12.2950	0.3132	12.6083		47,917.8005	47,917.8005	2.1953		47,972.6839

4.2 Trip Summary Information

Land Use	Average Daily Trip Rate			Unmitigated	Mitigated
	Weekday	Saturday	Sunday	Annual VMT	Annual VMT
Apartments Low Rise	145.75	154.25	154.00	506,227	506,227
Apartments Mid Rise	4,026.75	3,773.25	4075.50	13,660,065	13,660,065
General Office Building	288.45	62.55	31.05	706,812	706,812
High Turnover (Sit Down Restaurant)	2,368.80	2,873.52	2817.72	3,413,937	3,413,937
Hotel	192.00	187.50	160.00	445,703	445,703
Quality Restaurant	501.12	511.92	461.20	707,488	707,488
Regional Shopping Center	528.08	601.44	357.84	1,112,221	1,112,221
Total	8,050.95	8,164.43	8,057.31	20,552,452	20,552,452

4.3 Trip Type Information

Village South Specific Plan (Proposed) - Los Angeles-South Coast County, Winter

Land Use	Miles			Trip %			Trip Purpose %		
	H-W or C-W	H-S or C-C	H-O or C-NW	H-W or C-W	H-S or C-C	H-O or C-NW	Primary	Diverted	Pass-by
Apartments Low Rise	14.70	5.90	8.70	40.20	19.20	40.60	86	11	3
Apartments Mid Rise	14.70	5.90	8.70	40.20	19.20	40.60	86	11	3
General Office Building	16.60	8.40	6.90	33.00	48.00	19.00	77	19	4
High Turnover (Sit Down	16.60	8.40	6.90	8.50	72.50	19.00	37	20	43
Hotel	16.60	8.40	6.90	19.40	61.60	19.00	58	38	4
Quality Restaurant	16.60	8.40	6.90	12.00	69.00	19.00	38	18	44
Regional Shopping Center	16.60	8.40	6.90	16.30	64.70	19.00	54	35	11

4.4 Fleet Mix

Land Use	LDA	LDT1	LDT2	MDV	LHD1	LHD2	MHD	HHD	OBUS	UBUS	MCY	SBUS	MH
Apartments Low Rise	0.543088	0.044216	0.209971	0.116369	0.014033	0.006332	0.021166	0.033577	0.002613	0.001817	0.005285	0.000712	0.000821
Apartments Mid Rise	0.543088	0.044216	0.209971	0.116369	0.014033	0.006332	0.021166	0.033577	0.002613	0.001817	0.005285	0.000712	0.000821
General Office Building	0.543088	0.044216	0.209971	0.116369	0.014033	0.006332	0.021166	0.033577	0.002613	0.001817	0.005285	0.000712	0.000821
High Turnover (Sit Down Restaurant)	0.543088	0.044216	0.209971	0.116369	0.014033	0.006332	0.021166	0.033577	0.002613	0.001817	0.005285	0.000712	0.000821
Hotel	0.543088	0.044216	0.209971	0.116369	0.014033	0.006332	0.021166	0.033577	0.002613	0.001817	0.005285	0.000712	0.000821
Quality Restaurant	0.543088	0.044216	0.209971	0.116369	0.014033	0.006332	0.021166	0.033577	0.002613	0.001817	0.005285	0.000712	0.000821
Regional Shopping Center	0.543088	0.044216	0.209971	0.116369	0.014033	0.006332	0.021166	0.033577	0.002613	0.001817	0.005285	0.000712	0.000821

5.0 Energy Detail

Historical Energy Use: N

5.1 Mitigation Measures Energy

Village South Specific Plan (Proposed) - Los Angeles-South Coast County, Winter

	ROG	NOx	CO	SO2	Fugitive PM10	Exhaust PM10	PM10 Total	Fugitive PM2.5	Exhaust PM2.5	PM2.5 Total	Bio- CO2	NBio- CO2	Total CO2	CH4	N2O	CO2e
Category	lb/day										lb/day					
NaturalGas Mitigated	0.7660	6.7462	4.2573	0.0418		0.5292	0.5292		0.5292	0.5292		8,355.983 2	8,355.983 2	0.1602	0.1532	8,405.638 7
NaturalGas Unmitigated	0.7660	6.7462	4.2573	0.0418		0.5292	0.5292		0.5292	0.5292		8,355.983 2	8,355.983 2	0.1602	0.1532	8,405.638 7

Village South Specific Plan (Proposed) - Los Angeles-South Coast County, Winter

5.2 Energy by Land Use - NaturalGas**Unmitigated**

	NaturalGas Use	ROG	NOx	CO	SO2	Fugitive PM10	Exhaust PM10	PM10 Total	Fugitive PM2.5	Exhaust PM2.5	PM2.5 Total	Bio- CO2	NBio- CO2	Total CO2	CH4	N2O	CO2e
Land Use	kBTU/yr	lb/day										lb/day					
Apartments Low Rise	1119.16	0.0121	0.1031	0.0439	6.6000e-004		8.3400e-003	8.3400e-003		8.3400e-003	8.3400e-003		131.6662	131.6662	2.5200e-003	2.4100e-003	132.4486
Apartments Mid Rise	35784.3	0.3859	3.2978	1.4033	0.0211		0.2666	0.2666		0.2666	0.2666		4,209.9164	4,209.9164	0.0807	0.0772	4,234.9339
General Office Building	1283.42	0.0138	0.1258	0.1057	7.5000e-004		9.5600e-003	9.5600e-003		9.5600e-003	9.5600e-003		150.9911	150.9911	2.8900e-003	2.7700e-003	151.8884
High Turnover (Sit Down Restaurant)	22759.9	0.2455	2.2314	1.8743	0.0134		0.1696	0.1696		0.1696	0.1696		2,677.6342	2,677.6342	0.0513	0.0491	2,693.5460
Hotel	4769.72	0.0514	0.4676	0.3928	2.8100e-003		0.0355	0.0355		0.0355	0.0355		561.1436	561.1436	0.0108	0.0103	564.4782
Quality Restaurant	5057.75	0.0545	0.4959	0.4165	2.9800e-003		0.0377	0.0377		0.0377	0.0377		595.0298	595.0298	0.0114	0.0109	598.5658
Regional Shopping Center	251.616	2.7100e-003	0.0247	0.0207	1.5000e-004		1.8700e-003	1.8700e-003		1.8700e-003	1.8700e-003		29.6019	29.6019	5.7000e-004	5.4000e-004	29.7778
Total		0.7660	6.7463	4.2573	0.0418		0.5292	0.5292		0.5292	0.5292		8,355.9832	8,355.9832	0.1602	0.1532	8,405.6387

Village South Specific Plan (Proposed) - Los Angeles-South Coast County, Winter

5.2 Energy by Land Use - NaturalGas**Mitigated**

	NaturalGas Use	ROG	NOx	CO	SO2	Fugitive PM10	Exhaust PM10	PM10 Total	Fugitive PM2.5	Exhaust PM2.5	PM2.5 Total	Bio- CO2	NBio- CO2	Total CO2	CH4	N2O	CO2e
Land Use	kBTU/yr	lb/day										lb/day					
Apartments Low Rise	1.11916	0.0121	0.1031	0.0439	6.6000e-004		8.3400e-003	8.3400e-003		8.3400e-003	8.3400e-003		131.6662	131.6662	2.5200e-003	2.4100e-003	132.4486
Apartments Mid Rise	35.7843	0.3859	3.2978	1.4033	0.0211		0.2666	0.2666		0.2666	0.2666		4,209.9164	4,209.9164	0.0807	0.0772	4,234.9339
General Office Building	1.28342	0.0138	0.1258	0.1057	7.5000e-004		9.5600e-003	9.5600e-003		9.5600e-003	9.5600e-003		150.9911	150.9911	2.8900e-003	2.7700e-003	151.8884
High Turnover (Sit Down Restaurant)	22.7599	0.2455	2.2314	1.8743	0.0134		0.1696	0.1696		0.1696	0.1696		2,677.6342	2,677.6342	0.0513	0.0491	2,693.5460
Hotel	4.76972	0.0514	0.4676	0.3928	2.8100e-003		0.0355	0.0355		0.0355	0.0355		561.1436	561.1436	0.0108	0.0103	564.4782
Quality Restaurant	5.05775	0.0545	0.4959	0.4165	2.9800e-003		0.0377	0.0377		0.0377	0.0377		595.0298	595.0298	0.0114	0.0109	598.5658
Regional Shopping Center	0.251616	2.7100e-003	0.0247	0.0207	1.5000e-004		1.8700e-003	1.8700e-003		1.8700e-003	1.8700e-003		29.6019	29.6019	5.7000e-004	5.4000e-004	29.7778
Total		0.7660	6.7463	4.2573	0.0418		0.5292	0.5292		0.5292	0.5292		8,355.9832	8,355.9832	0.1602	0.1532	8,405.6387

6.0 Area Detail**6.1 Mitigation Measures Area**

Village South Specific Plan (Proposed) - Los Angeles-South Coast County, Winter

	ROG	NOx	CO	SO2	Fugitive PM10	Exhaust PM10	PM10 Total	Fugitive PM2.5	Exhaust PM2.5	PM2.5 Total	Bio- CO2	NBio- CO2	Total CO2	CH4	N2O	CO2e
Category	lb/day										lb/day					
Mitigated	30.5020	15.0496	88.4430	0.0944		1.5974	1.5974		1.5974	1.5974	0.0000	18,148.5950	18,148.5950	0.4874	0.3300	18,259.1192
Unmitigated	30.5020	15.0496	88.4430	0.0944		1.5974	1.5974		1.5974	1.5974	0.0000	18,148.5950	18,148.5950	0.4874	0.3300	18,259.1192

6.2 Area by SubCategory

Unmitigated

	ROG	NOx	CO	SO2	Fugitive PM10	Exhaust PM10	PM10 Total	Fugitive PM2.5	Exhaust PM2.5	PM2.5 Total	Bio- CO2	NBio- CO2	Total CO2	CH4	N2O	CO2e
SubCategory	lb/day										lb/day					
Architectural Coating	2.2670					0.0000	0.0000		0.0000	0.0000			0.0000			0.0000
Consumer Products	24.1085					0.0000	0.0000		0.0000	0.0000			0.0000			0.0000
Hearth	1.6500	14.1000	6.0000	0.0900		1.1400	1.1400		1.1400	1.1400	0.0000	18,000.0000	18,000.0000	0.3450	0.3300	18,106.9650
Landscaping	2.4766	0.9496	82.4430	4.3600e-003		0.4574	0.4574		0.4574	0.4574		148.5950	148.5950	0.1424		152.1542
Total	30.5020	15.0496	88.4430	0.0944		1.5974	1.5974		1.5974	1.5974	0.0000	18,148.5950	18,148.5950	0.4874	0.3300	18,259.1192

Village South Specific Plan (Proposed) - Los Angeles-South Coast County, Winter

6.2 Area by SubCategory**Mitigated**

	ROG	NOx	CO	SO2	Fugitive PM10	Exhaust PM10	PM10 Total	Fugitive PM2.5	Exhaust PM2.5	PM2.5 Total	Bio- CO2	NBio- CO2	Total CO2	CH4	N2O	CO2e
SubCategory	lb/day										lb/day					
Architectural Coating	2.2670					0.0000	0.0000		0.0000	0.0000			0.0000			0.0000
Consumer Products	24.1085					0.0000	0.0000		0.0000	0.0000			0.0000			0.0000
Hearth	1.6500	14.1000	6.0000	0.0900		1.1400	1.1400		1.1400	1.1400	0.0000	18,000.0000	18,000.0000	0.3450	0.3300	18,106.9650
Landscaping	2.4766	0.9496	82.4430	4.3600e-003		0.4574	0.4574		0.4574	0.4574		148.5950	148.5950	0.1424		152.1542
Total	30.5020	15.0496	88.4430	0.0944		1.5974	1.5974		1.5974	1.5974	0.0000	18,148.5950	18,148.5950	0.4874	0.3300	18,259.1192

7.0 Water Detail**7.1 Mitigation Measures Water****8.0 Waste Detail****8.1 Mitigation Measures Waste****9.0 Operational Offroad**

Equipment Type	Number	Hours/Day	Days/Year	Horse Power	Load Factor	Fuel Type
----------------	--------	-----------	-----------	-------------	-------------	-----------

10.0 Stationary Equipment

Village South Specific Plan (Proposed) - Los Angeles-South Coast County, Winter

Fire Pumps and Emergency Generators

Equipment Type	Number	Hours/Day	Hours/Year	Horse Power	Load Factor	Fuel Type
----------------	--------	-----------	------------	-------------	-------------	-----------

Boilers

Equipment Type	Number	Heat Input/Day	Heat Input/Year	Boiler Rating	Fuel Type
----------------	--------	----------------	-----------------	---------------	-----------

User Defined Equipment

Equipment Type	Number
----------------	--------

11.0 Vegetation

Village South Specific Plan (Proposed) - Los Angeles-South Coast County, Annual

Village South Specific Plan (Proposed)

Los Angeles-South Coast County, Annual

1.0 Project Characteristics

1.1 Land Usage

Land Uses	Size	Metric	Lot Acreage	Floor Surface Area	Population
General Office Building	45.00	1000sqft	1.03	45,000.00	0
High Turnover (Sit Down Restaurant)	36.00	1000sqft	0.83	36,000.00	0
Hotel	50.00	Room	1.67	72,600.00	0
Quality Restaurant	8.00	1000sqft	0.18	8,000.00	0
Apartments Low Rise	25.00	Dwelling Unit	1.56	25,000.00	72
Apartments Mid Rise	975.00	Dwelling Unit	25.66	975,000.00	2789
Regional Shopping Center	56.00	1000sqft	1.29	56,000.00	0

1.2 Other Project Characteristics

Urbanization	Urban	Wind Speed (m/s)	2.2	Precipitation Freq (Days)	33
Climate Zone	9			Operational Year	2028
Utility Company	Southern California Edison				
CO2 Intensity (lb/MW hr)	702.44	CH4 Intensity (lb/MW hr)	0.029	N2O Intensity (lb/MW hr)	0.006

1.3 User Entered Comments & Non-Default Data

Village South Specific Plan (Proposed) - Los Angeles-South Coast County, Annual

Project Characteristics - Consistent with the DEIR's model.

Land Use - See SWAPE comment regarding residential and retail land uses.

Construction Phase - See SWAPE comment regarding individual construction phase lengths.

Demolition - Consistent with the DEIR's model. See SWAPE comment regarding demolition.

Vehicle Trips - Saturday trips consistent with the DEIR's model. See SWAPE comment regarding weekday and Sunday trips.

Woodstoves - Woodstoves and wood-burning fireplaces consistent with the DEIR's model. See SWAPE comment regarding gas fireplaces.

Energy Use -

Construction Off-road Equipment Mitigation - See SWAPE comment on construction-related mitigation.

Area Mitigation - See SWAPE comment regarding operational mitigation measures.

Water Mitigation - See SWAPE comment regarding operational mitigation measures.

Trips and VMT - Local hire provision

Table Name	Column Name	Default Value	New Value
tblFireplaces	FireplaceWoodMass	1,019.20	0.00
tblFireplaces	FireplaceWoodMass	1,019.20	0.00
tblFireplaces	NumberWood	1.25	0.00
tblFireplaces	NumberWood	48.75	0.00
tblTripsAndVMT	WorkerTripLength	14.70	10.00
tblTripsAndVMT	WorkerTripLength	14.70	10.00
tblTripsAndVMT	WorkerTripLength	14.70	10.00
tblTripsAndVMT	WorkerTripLength	14.70	10.00
tblTripsAndVMT	WorkerTripLength	14.70	10.00
tblTripsAndVMT	WorkerTripLength	14.70	10.00
tblVehicleTrips	ST_TR	7.16	6.17
tblVehicleTrips	ST_TR	6.39	3.87
tblVehicleTrips	ST_TR	2.46	1.39
tblVehicleTrips	ST_TR	158.37	79.82

Village South Specific Plan (Proposed) - Los Angeles-South Coast County, Annual

tblVehicleTrips	ST_TR	8.19	3.75
tblVehicleTrips	ST_TR	94.36	63.99
tblVehicleTrips	ST_TR	49.97	10.74
tblVehicleTrips	SU_TR	6.07	6.16
tblVehicleTrips	SU_TR	5.86	4.18
tblVehicleTrips	SU_TR	1.05	0.69
tblVehicleTrips	SU_TR	131.84	78.27
tblVehicleTrips	SU_TR	5.95	3.20
tblVehicleTrips	SU_TR	72.16	57.65
tblVehicleTrips	SU_TR	25.24	6.39
tblVehicleTrips	WD_TR	6.59	5.83
tblVehicleTrips	WD_TR	6.65	4.13
tblVehicleTrips	WD_TR	11.03	6.41
tblVehicleTrips	WD_TR	127.15	65.80
tblVehicleTrips	WD_TR	8.17	3.84
tblVehicleTrips	WD_TR	89.95	62.64
tblVehicleTrips	WD_TR	42.70	9.43
tblWoodstoves	NumberCatalytic	1.25	0.00
tblWoodstoves	NumberCatalytic	48.75	0.00
tblWoodstoves	NumberNoncatalytic	1.25	0.00
tblWoodstoves	NumberNoncatalytic	48.75	0.00
tblWoodstoves	WoodstoveDayYear	25.00	0.00
tblWoodstoves	WoodstoveDayYear	25.00	0.00
tblWoodstoves	WoodstoveWoodMass	999.60	0.00
tblWoodstoves	WoodstoveWoodMass	999.60	0.00

2.0 Emissions Summary

Village South Specific Plan (Proposed) - Los Angeles-South Coast County, Annual

2.1 Overall Construction**Unmitigated Construction**

	ROG	NOx	CO	SO2	Fugitive PM10	Exhaust PM10	PM10 Total	Fugitive PM2.5	Exhaust PM2.5	PM2.5 Total	Bio- CO2	NBio- CO2	Total CO2	CH4	N2O	CO2e
Year	tons/yr										MT/yr					
2021	0.1704	1.8234	1.1577	2.3800e-003	0.4141	0.0817	0.4958	0.1788	0.0754	0.2542	0.0000	210.7654	210.7654	0.0600	0.0000	212.2661
2022	0.5865	4.0240	5.1546	0.0155	0.9509	0.1175	1.0683	0.2518	0.1103	0.3621	0.0000	1,418.6554	1,418.6554	0.1215	0.0000	1,421.6925
2023	0.5190	3.2850	4.7678	0.0147	0.8497	0.0971	0.9468	0.2283	0.0912	0.3195	0.0000	1,342.4412	1,342.4412	0.1115	0.0000	1,345.2291
2024	4.1592	0.1313	0.2557	5.0000e-004	0.0221	6.3900e-003	0.0285	5.8700e-003	5.9700e-003	0.0118	0.0000	44.6355	44.6355	7.8300e-003	0.0000	44.8311
Maximum	4.1592	4.0240	5.1546	0.0155	0.9509	0.1175	1.0683	0.2518	0.1103	0.3621	0.0000	1,418.6554	1,418.6554	0.1215	0.0000	1,421.6925

Village South Specific Plan (Proposed) - Los Angeles-South Coast County, Annual

2.1 Overall Construction**Mitigated Construction**

	ROG	NOx	CO	SO2	Fugitive PM10	Exhaust PM10	PM10 Total	Fugitive PM2.5	Exhaust PM2.5	PM2.5 Total	Bio- CO2	NBio- CO2	Total CO2	CH4	N2O	CO2e
Year	tons/yr										MT/yr					
2021	0.1704	1.8234	1.1577	2.3800e-003	0.4141	0.0817	0.4958	0.1788	0.0754	0.2542	0.0000	210.7651	210.7651	0.0600	0.0000	212.2658
2022	0.5865	4.0240	5.1546	0.0155	0.9509	0.1175	1.0683	0.2518	0.1103	0.3621	0.0000	1,418.6550	1,418.6550	0.1215	0.0000	1,421.6921
2023	0.5190	3.2850	4.7678	0.0147	0.8497	0.0971	0.9468	0.2283	0.0912	0.3195	0.0000	1,342.4409	1,342.4409	0.1115	0.0000	1,345.2287
2024	4.1592	0.1313	0.2557	5.0000e-004	0.0221	6.3900e-003	0.0285	5.8700e-003	5.9700e-003	0.0118	0.0000	44.6354	44.6354	7.8300e-003	0.0000	44.8311
Maximum	4.1592	4.0240	5.1546	0.0155	0.9509	0.1175	1.0683	0.2518	0.1103	0.3621	0.0000	1,418.6550	1,418.6550	0.1215	0.0000	1,421.6921

	ROG	NOx	CO	SO2	Fugitive PM10	Exhaust PM10	PM10 Total	Fugitive PM2.5	Exhaust PM2.5	PM2.5 Total	Bio- CO2	NBio-CO2	Total CO2	CH4	N2O	CO2e
Percent Reduction	0.00	0.00	0.00	0.00	0.00	0.00	0.00	0.00	0.00	0.00	0.00	0.00	0.00	0.00	0.00	0.00

Quarter	Start Date	End Date	Maximum Unmitigated ROG + NOX (tons/quarter)	Maximum Mitigated ROG + NOX (tons/quarter)
1	9-1-2021	11-30-2021	1.4091	1.4091
2	12-1-2021	2-28-2022	1.3329	1.3329
3	3-1-2022	5-31-2022	1.1499	1.1499
4	6-1-2022	8-31-2022	1.1457	1.1457
5	9-1-2022	11-30-2022	1.1415	1.1415
6	12-1-2022	2-28-2023	1.0278	1.0278
7	3-1-2023	5-31-2023	0.9868	0.9868
8	6-1-2023	8-31-2023	0.9831	0.9831

Village South Specific Plan (Proposed) - Los Angeles-South Coast County, Annual

9	9-1-2023	11-30-2023	0.9798	0.9798
10	12-1-2023	2-29-2024	2.8757	2.8757
11	3-1-2024	5-31-2024	1.6188	1.6188
		Highest	2.8757	2.8757

2.2 Overall Operational

Unmitigated Operational

	ROG	NOx	CO	SO2	Fugitive PM10	Exhaust PM10	PM10 Total	Fugitive PM2.5	Exhaust PM2.5	PM2.5 Total	Bio- CO2	NBio- CO2	Total CO2	CH4	N2O	CO2e
Category	tons/yr										MT/yr					
Area	5.1437	0.2950	10.3804	1.6700e-003		0.0714	0.0714		0.0714	0.0714	0.0000	220.9670	220.9670	0.0201	3.7400e-003	222.5835
Energy	0.1398	1.2312	0.7770	7.6200e-003		0.0966	0.0966		0.0966	0.0966	0.0000	3,896.0732	3,896.0732	0.1303	0.0468	3,913.2833
Mobile	1.5857	7.9962	19.1834	0.0821	7.7979	0.0580	7.8559	2.0895	0.0539	2.1434	0.0000	7,620.4986	7,620.4986	0.3407	0.0000	7,629.0162
Waste						0.0000	0.0000		0.0000	0.0000	207.8079	0.0000	207.8079	12.2811	0.0000	514.8354
Water						0.0000	0.0000		0.0000	0.0000	29.1632	556.6420	585.8052	3.0183	0.0755	683.7567
Total	6.8692	9.5223	30.3407	0.0914	7.7979	0.2260	8.0240	2.0895	0.2219	2.3114	236.9712	12,294.1807	12,531.1519	15.7904	0.1260	12,963.4751

Village South Specific Plan (Proposed) - Los Angeles-South Coast County, Annual

2.2 Overall Operational**Mitigated Operational**

	ROG	NOx	CO	SO2	Fugitive PM10	Exhaust PM10	PM10 Total	Fugitive PM2.5	Exhaust PM2.5	PM2.5 Total	Bio- CO2	NBio- CO2	Total CO2	CH4	N2O	CO2e
Category	tons/yr										MT/yr					
Area	5.1437	0.2950	10.3804	1.6700e-003		0.0714	0.0714		0.0714	0.0714	0.0000	220.9670	220.9670	0.0201	3.7400e-003	222.5835
Energy	0.1398	1.2312	0.7770	7.6200e-003		0.0966	0.0966		0.0966	0.0966	0.0000	3,896.0732	3,896.0732	0.1303	0.0468	3,913.2833
Mobile	1.5857	7.9962	19.1834	0.0821	7.7979	0.0580	7.8559	2.0895	0.0539	2.1434	0.0000	7,620.4986	7,620.4986	0.3407	0.0000	7,629.0162
Waste						0.0000	0.0000		0.0000	0.0000	207.8079	0.0000	207.8079	12.2811	0.0000	514.8354
Water						0.0000	0.0000		0.0000	0.0000	29.1632	556.6420	585.8052	3.0183	0.0755	683.7567
Total	6.8692	9.5223	30.3407	0.0914	7.7979	0.2260	8.0240	2.0895	0.2219	2.3114	236.9712	12,294.1807	12,531.1519	15.7904	0.1260	12,963.4751

	ROG	NOx	CO	SO2	Fugitive PM10	Exhaust PM10	PM10 Total	Fugitive PM2.5	Exhaust PM2.5	PM2.5 Total	Bio- CO2	NBio-CO2	Total CO2	CH4	N2O	CO2e
Percent Reduction	0.00	0.00	0.00	0.00	0.00	0.00	0.00	0.00	0.00	0.00	0.00	0.00	0.00	0.00	0.00	0.00

3.0 Construction Detail**Construction Phase**

Village South Specific Plan (Proposed) - Los Angeles-South Coast County, Annual

Phase Number	Phase Name	Phase Type	Start Date	End Date	Num Days Week	Num Days	Phase Description
1	Demolition	Demolition	9/1/2021	10/12/2021	5	30	
2	Site Preparation	Site Preparation	10/13/2021	11/9/2021	5	20	
3	Grading	Grading	11/10/2021	1/11/2022	5	45	
4	Building Construction	Building Construction	1/12/2022	12/12/2023	5	500	
5	Paving	Paving	12/13/2023	1/30/2024	5	35	
6	Architectural Coating	Architectural Coating	1/31/2024	3/19/2024	5	35	

Acres of Grading (Site Preparation Phase): 0

Acres of Grading (Grading Phase): 112.5

Acres of Paving: 0

Residential Indoor: 2,025,000; Residential Outdoor: 675,000; Non-Residential Indoor: 326,400; Non-Residential Outdoor: 108,800; Striped Parking Area: 0 (Architectural Coating – sqft)

OffRoad Equipment

Village South Specific Plan (Proposed) - Los Angeles-South Coast County, Annual

Phase Name	Offroad Equipment Type	Amount	Usage Hours	Horse Power	Load Factor
Demolition	Concrete/Industrial Saws	1	8.00	81	0.73
Demolition	Excavators	3	8.00	158	0.38
Demolition	Rubber Tired Dozers	2	8.00	247	0.40
Site Preparation	Rubber Tired Dozers	3	8.00	247	0.40
Site Preparation	Tractors/Loaders/Backhoes	4	8.00	97	0.37
Grading	Excavators	2	8.00	158	0.38
Grading	Graders	1	8.00	187	0.41
Grading	Rubber Tired Dozers	1	8.00	247	0.40
Grading	Scrapers	2	8.00	367	0.48
Grading	Tractors/Loaders/Backhoes	2	8.00	97	0.37
Building Construction	Cranes	1	7.00	231	0.29
Building Construction	Forklifts	3	8.00	89	0.20
Building Construction	Generator Sets	1	8.00	84	0.74
Building Construction	Tractors/Loaders/Backhoes	3	7.00	97	0.37
Building Construction	Welders	1	8.00	46	0.45
Paving	Pavers	2	8.00	130	0.42
Paving	Paving Equipment	2	8.00	132	0.36
Paving	Rollers	2	8.00	80	0.38
Architectural Coating	Air Compressors	1	6.00	78	0.48

Trips and VMT

Village South Specific Plan (Proposed) - Los Angeles-South Coast County, Annual

Phase Name	Offroad Equipment Count	Worker Trip Number	Vendor Trip Number	Hauling Trip Number	Worker Trip Length	Vendor Trip Length	Hauling Trip Length	Worker Vehicle Class	Vendor Vehicle Class	Hauling Vehicle Class
Demolition	6	15.00	0.00	458.00	10.00	6.90	20.00	LD_Mix	HDT_Mix	HHDT
Site Preparation	7	18.00	0.00	0.00	10.00	6.90	20.00	LD_Mix	HDT_Mix	HHDT
Grading	8	20.00	0.00	0.00	10.00	6.90	20.00	LD_Mix	HDT_Mix	HHDT
Building Construction	9	801.00	143.00	0.00	10.00	6.90	20.00	LD_Mix	HDT_Mix	HHDT
Paving	6	15.00	0.00	0.00	10.00	6.90	20.00	LD_Mix	HDT_Mix	HHDT
Architectural Coating	1	160.00	0.00	0.00	10.00	6.90	20.00	LD_Mix	HDT_Mix	HHDT

3.1 Mitigation Measures Construction

3.2 Demolition - 2021

Unmitigated Construction On-Site

	ROG	NOx	CO	SO2	Fugitive PM10	Exhaust PM10	PM10 Total	Fugitive PM2.5	Exhaust PM2.5	PM2.5 Total	Bio- CO2	NBio- CO2	Total CO2	CH4	N2O	CO2e
Category	tons/yr										MT/yr					
Fugitive Dust					0.0496	0.0000	0.0496	7.5100e-003	0.0000	7.5100e-003	0.0000	0.0000	0.0000	0.0000	0.0000	0.0000
Off-Road	0.0475	0.4716	0.3235	5.8000e-004		0.0233	0.0233		0.0216	0.0216	0.0000	51.0012	51.0012	0.0144	0.0000	51.3601
Total	0.0475	0.4716	0.3235	5.8000e-004	0.0496	0.0233	0.0729	7.5100e-003	0.0216	0.0291	0.0000	51.0012	51.0012	0.0144	0.0000	51.3601

Village South Specific Plan (Proposed) - Los Angeles-South Coast County, Annual

3.2 Demolition - 2021**Unmitigated Construction Off-Site**

	ROG	NOx	CO	SO2	Fugitive PM10	Exhaust PM10	PM10 Total	Fugitive PM2.5	Exhaust PM2.5	PM2.5 Total	Bio- CO2	NBio- CO2	Total CO2	CH4	N2O	CO2e
Category	tons/yr										MT/yr					
Hauling	1.9300e-003	0.0634	0.0148	1.8000e-004	3.9400e-003	1.9000e-004	4.1300e-003	1.0800e-003	1.8000e-004	1.2600e-003	0.0000	17.4566	17.4566	1.2100e-003	0.0000	17.4869
Vendor	0.0000	0.0000	0.0000	0.0000	0.0000	0.0000	0.0000	0.0000	0.0000	0.0000	0.0000	0.0000	0.0000	0.0000	0.0000	0.0000
Worker	7.2000e-004	5.3000e-004	6.0900e-003	2.0000e-005	1.6800e-003	1.0000e-005	1.6900e-003	4.5000e-004	1.0000e-005	4.6000e-004	0.0000	1.5281	1.5281	5.0000e-005	0.0000	1.5293
Total	2.6500e-003	0.0639	0.0209	2.0000e-004	5.6200e-003	2.0000e-004	5.8200e-003	1.5300e-003	1.9000e-004	1.7200e-003	0.0000	18.9847	18.9847	1.2600e-003	0.0000	19.0161

Mitigated Construction On-Site

	ROG	NOx	CO	SO2	Fugitive PM10	Exhaust PM10	PM10 Total	Fugitive PM2.5	Exhaust PM2.5	PM2.5 Total	Bio- CO2	NBio- CO2	Total CO2	CH4	N2O	CO2e
Category	tons/yr										MT/yr					
Fugitive Dust					0.0496	0.0000	0.0496	7.5100e-003	0.0000	7.5100e-003	0.0000	0.0000	0.0000	0.0000	0.0000	0.0000
Off-Road	0.0475	0.4716	0.3235	5.8000e-004		0.0233	0.0233		0.0216	0.0216	0.0000	51.0011	51.0011	0.0144	0.0000	51.3600
Total	0.0475	0.4716	0.3235	5.8000e-004	0.0496	0.0233	0.0729	7.5100e-003	0.0216	0.0291	0.0000	51.0011	51.0011	0.0144	0.0000	51.3600

Village South Specific Plan (Proposed) - Los Angeles-South Coast County, Annual

3.2 Demolition - 2021**Mitigated Construction Off-Site**

	ROG	NOx	CO	SO2	Fugitive PM10	Exhaust PM10	PM10 Total	Fugitive PM2.5	Exhaust PM2.5	PM2.5 Total	Bio- CO2	NBio- CO2	Total CO2	CH4	N2O	CO2e
Category	tons/yr										MT/yr					
Hauling	1.9300e-003	0.0634	0.0148	1.8000e-004	3.9400e-003	1.9000e-004	4.1300e-003	1.0800e-003	1.8000e-004	1.2600e-003	0.0000	17.4566	17.4566	1.2100e-003	0.0000	17.4869
Vendor	0.0000	0.0000	0.0000	0.0000	0.0000	0.0000	0.0000	0.0000	0.0000	0.0000	0.0000	0.0000	0.0000	0.0000	0.0000	0.0000
Worker	7.2000e-004	5.3000e-004	6.0900e-003	2.0000e-005	1.6800e-003	1.0000e-005	1.6900e-003	4.5000e-004	1.0000e-005	4.6000e-004	0.0000	1.5281	1.5281	5.0000e-005	0.0000	1.5293
Total	2.6500e-003	0.0639	0.0209	2.0000e-004	5.6200e-003	2.0000e-004	5.8200e-003	1.5300e-003	1.9000e-004	1.7200e-003	0.0000	18.9847	18.9847	1.2600e-003	0.0000	19.0161

3.3 Site Preparation - 2021**Unmitigated Construction On-Site**

	ROG	NOx	CO	SO2	Fugitive PM10	Exhaust PM10	PM10 Total	Fugitive PM2.5	Exhaust PM2.5	PM2.5 Total	Bio- CO2	NBio- CO2	Total CO2	CH4	N2O	CO2e
Category	tons/yr										MT/yr					
Fugitive Dust					0.1807	0.0000	0.1807	0.0993	0.0000	0.0993	0.0000	0.0000	0.0000	0.0000	0.0000	0.0000
Off-Road	0.0389	0.4050	0.2115	3.8000e-004		0.0204	0.0204		0.0188	0.0188	0.0000	33.4357	33.4357	0.0108	0.0000	33.7061
Total	0.0389	0.4050	0.2115	3.8000e-004	0.1807	0.0204	0.2011	0.0993	0.0188	0.1181	0.0000	33.4357	33.4357	0.0108	0.0000	33.7061

Village South Specific Plan (Proposed) - Los Angeles-South Coast County, Annual

3.3 Site Preparation - 2021**Unmitigated Construction Off-Site**

	ROG	NOx	CO	SO2	Fugitive PM10	Exhaust PM10	PM10 Total	Fugitive PM2.5	Exhaust PM2.5	PM2.5 Total	Bio- CO2	NBio- CO2	Total CO2	CH4	N2O	CO2e
Category	tons/yr										MT/yr					
Hauling	0.0000	0.0000	0.0000	0.0000	0.0000	0.0000	0.0000	0.0000	0.0000	0.0000	0.0000	0.0000	0.0000	0.0000	0.0000	0.0000
Vendor	0.0000	0.0000	0.0000	0.0000	0.0000	0.0000	0.0000	0.0000	0.0000	0.0000	0.0000	0.0000	0.0000	0.0000	0.0000	0.0000
Worker	5.8000e-004	4.3000e-004	4.8700e-003	1.0000e-005	1.3400e-003	1.0000e-005	1.3500e-003	3.6000e-004	1.0000e-005	3.7000e-004	0.0000	1.2225	1.2225	4.0000e-005	0.0000	1.2234
Total	5.8000e-004	4.3000e-004	4.8700e-003	1.0000e-005	1.3400e-003	1.0000e-005	1.3500e-003	3.6000e-004	1.0000e-005	3.7000e-004	0.0000	1.2225	1.2225	4.0000e-005	0.0000	1.2234

Mitigated Construction On-Site

	ROG	NOx	CO	SO2	Fugitive PM10	Exhaust PM10	PM10 Total	Fugitive PM2.5	Exhaust PM2.5	PM2.5 Total	Bio- CO2	NBio- CO2	Total CO2	CH4	N2O	CO2e
Category	tons/yr										MT/yr					
Fugitive Dust					0.1807	0.0000	0.1807	0.0993	0.0000	0.0993	0.0000	0.0000	0.0000	0.0000	0.0000	0.0000
Off-Road	0.0389	0.4050	0.2115	3.8000e-004		0.0204	0.0204		0.0188	0.0188	0.0000	33.4357	33.4357	0.0108	0.0000	33.7060
Total	0.0389	0.4050	0.2115	3.8000e-004	0.1807	0.0204	0.2011	0.0993	0.0188	0.1181	0.0000	33.4357	33.4357	0.0108	0.0000	33.7060

Village South Specific Plan (Proposed) - Los Angeles-South Coast County, Annual

3.3 Site Preparation - 2021**Mitigated Construction Off-Site**

	ROG	NOx	CO	SO2	Fugitive PM10	Exhaust PM10	PM10 Total	Fugitive PM2.5	Exhaust PM2.5	PM2.5 Total	Bio- CO2	NBio- CO2	Total CO2	CH4	N2O	CO2e
Category	tons/yr										MT/yr					
Hauling	0.0000	0.0000	0.0000	0.0000	0.0000	0.0000	0.0000	0.0000	0.0000	0.0000	0.0000	0.0000	0.0000	0.0000	0.0000	0.0000
Vendor	0.0000	0.0000	0.0000	0.0000	0.0000	0.0000	0.0000	0.0000	0.0000	0.0000	0.0000	0.0000	0.0000	0.0000	0.0000	0.0000
Worker	5.8000e-004	4.3000e-004	4.8700e-003	1.0000e-005	1.3400e-003	1.0000e-005	1.3500e-003	3.6000e-004	1.0000e-005	3.7000e-004	0.0000	1.2225	1.2225	4.0000e-005	0.0000	1.2234
Total	5.8000e-004	4.3000e-004	4.8700e-003	1.0000e-005	1.3400e-003	1.0000e-005	1.3500e-003	3.6000e-004	1.0000e-005	3.7000e-004	0.0000	1.2225	1.2225	4.0000e-005	0.0000	1.2234

3.4 Grading - 2021**Unmitigated Construction On-Site**

	ROG	NOx	CO	SO2	Fugitive PM10	Exhaust PM10	PM10 Total	Fugitive PM2.5	Exhaust PM2.5	PM2.5 Total	Bio- CO2	NBio- CO2	Total CO2	CH4	N2O	CO2e
Category	tons/yr										MT/yr					
Fugitive Dust					0.1741	0.0000	0.1741	0.0693	0.0000	0.0693	0.0000	0.0000	0.0000	0.0000	0.0000	0.0000
Off-Road	0.0796	0.8816	0.5867	1.1800e-003		0.0377	0.0377		0.0347	0.0347	0.0000	103.5405	103.5405	0.0335	0.0000	104.3776
Total	0.0796	0.8816	0.5867	1.1800e-003	0.1741	0.0377	0.2118	0.0693	0.0347	0.1040	0.0000	103.5405	103.5405	0.0335	0.0000	104.3776

Village South Specific Plan (Proposed) - Los Angeles-South Coast County, Annual

3.4 Grading - 2021**Unmitigated Construction Off-Site**

	ROG	NOx	CO	SO2	Fugitive PM10	Exhaust PM10	PM10 Total	Fugitive PM2.5	Exhaust PM2.5	PM2.5 Total	Bio- CO2	NBio- CO2	Total CO2	CH4	N2O	CO2e
Category	tons/yr										MT/yr					
Hauling	0.0000	0.0000	0.0000	0.0000	0.0000	0.0000	0.0000	0.0000	0.0000	0.0000	0.0000	0.0000	0.0000	0.0000	0.0000	0.0000
Vendor	0.0000	0.0000	0.0000	0.0000	0.0000	0.0000	0.0000	0.0000	0.0000	0.0000	0.0000	0.0000	0.0000	0.0000	0.0000	0.0000
Worker	1.2200e-003	9.0000e-004	0.0103	3.0000e-005	2.8300e-003	2.0000e-005	2.8600e-003	7.5000e-004	2.0000e-005	7.8000e-004	0.0000	2.5808	2.5808	8.0000e-005	0.0000	2.5828
Total	1.2200e-003	9.0000e-004	0.0103	3.0000e-005	2.8300e-003	2.0000e-005	2.8600e-003	7.5000e-004	2.0000e-005	7.8000e-004	0.0000	2.5808	2.5808	8.0000e-005	0.0000	2.5828

Mitigated Construction On-Site

	ROG	NOx	CO	SO2	Fugitive PM10	Exhaust PM10	PM10 Total	Fugitive PM2.5	Exhaust PM2.5	PM2.5 Total	Bio- CO2	NBio- CO2	Total CO2	CH4	N2O	CO2e
Category	tons/yr										MT/yr					
Fugitive Dust					0.1741	0.0000	0.1741	0.0693	0.0000	0.0693	0.0000	0.0000	0.0000	0.0000	0.0000	0.0000
Off-Road	0.0796	0.8816	0.5867	1.1800e-003		0.0377	0.0377		0.0347	0.0347	0.0000	103.5403	103.5403	0.0335	0.0000	104.3775
Total	0.0796	0.8816	0.5867	1.1800e-003	0.1741	0.0377	0.2118	0.0693	0.0347	0.1040	0.0000	103.5403	103.5403	0.0335	0.0000	104.3775

Village South Specific Plan (Proposed) - Los Angeles-South Coast County, Annual

3.4 Grading - 2021**Mitigated Construction Off-Site**

	ROG	NOx	CO	SO2	Fugitive PM10	Exhaust PM10	PM10 Total	Fugitive PM2.5	Exhaust PM2.5	PM2.5 Total	Bio- CO2	NBio- CO2	Total CO2	CH4	N2O	CO2e
Category	tons/yr										MT/yr					
Hauling	0.0000	0.0000	0.0000	0.0000	0.0000	0.0000	0.0000	0.0000	0.0000	0.0000	0.0000	0.0000	0.0000	0.0000	0.0000	0.0000
Vendor	0.0000	0.0000	0.0000	0.0000	0.0000	0.0000	0.0000	0.0000	0.0000	0.0000	0.0000	0.0000	0.0000	0.0000	0.0000	0.0000
Worker	1.2200e-003	9.0000e-004	0.0103	3.0000e-005	2.8300e-003	2.0000e-005	2.8600e-003	7.5000e-004	2.0000e-005	7.8000e-004	0.0000	2.5808	2.5808	8.0000e-005	0.0000	2.5828
Total	1.2200e-003	9.0000e-004	0.0103	3.0000e-005	2.8300e-003	2.0000e-005	2.8600e-003	7.5000e-004	2.0000e-005	7.8000e-004	0.0000	2.5808	2.5808	8.0000e-005	0.0000	2.5828

3.4 Grading - 2022**Unmitigated Construction On-Site**

	ROG	NOx	CO	SO2	Fugitive PM10	Exhaust PM10	PM10 Total	Fugitive PM2.5	Exhaust PM2.5	PM2.5 Total	Bio- CO2	NBio- CO2	Total CO2	CH4	N2O	CO2e
Category	tons/yr										MT/yr					
Fugitive Dust					0.0807	0.0000	0.0807	0.0180	0.0000	0.0180	0.0000	0.0000	0.0000	0.0000	0.0000	0.0000
Off-Road	0.0127	0.1360	0.1017	2.2000e-004		5.7200e-003	5.7200e-003		5.2600e-003	5.2600e-003	0.0000	19.0871	19.0871	6.1700e-003	0.0000	19.2414
Total	0.0127	0.1360	0.1017	2.2000e-004	0.0807	5.7200e-003	0.0865	0.0180	5.2600e-003	0.0233	0.0000	19.0871	19.0871	6.1700e-003	0.0000	19.2414

Village South Specific Plan (Proposed) - Los Angeles-South Coast County, Annual

3.4 Grading - 2022**Unmitigated Construction Off-Site**

	ROG	NOx	CO	SO2	Fugitive PM10	Exhaust PM10	PM10 Total	Fugitive PM2.5	Exhaust PM2.5	PM2.5 Total	Bio- CO2	NBio- CO2	Total CO2	CH4	N2O	CO2e
Category	tons/yr										MT/yr					
Hauling	0.0000	0.0000	0.0000	0.0000	0.0000	0.0000	0.0000	0.0000	0.0000	0.0000	0.0000	0.0000	0.0000	0.0000	0.0000	0.0000
Vendor	0.0000	0.0000	0.0000	0.0000	0.0000	0.0000	0.0000	0.0000	0.0000	0.0000	0.0000	0.0000	0.0000	0.0000	0.0000	0.0000
Worker	2.1000e-004	1.5000e-004	1.7400e-003	1.0000e-005	5.2000e-004	0.0000	5.3000e-004	1.4000e-004	0.0000	1.4000e-004	0.0000	0.4587	0.4587	1.0000e-005	0.0000	0.4590
Total	2.1000e-004	1.5000e-004	1.7400e-003	1.0000e-005	5.2000e-004	0.0000	5.3000e-004	1.4000e-004	0.0000	1.4000e-004	0.0000	0.4587	0.4587	1.0000e-005	0.0000	0.4590

Mitigated Construction On-Site

	ROG	NOx	CO	SO2	Fugitive PM10	Exhaust PM10	PM10 Total	Fugitive PM2.5	Exhaust PM2.5	PM2.5 Total	Bio- CO2	NBio- CO2	Total CO2	CH4	N2O	CO2e
Category	tons/yr										MT/yr					
Fugitive Dust					0.0807	0.0000	0.0807	0.0180	0.0000	0.0180	0.0000	0.0000	0.0000	0.0000	0.0000	0.0000
Off-Road	0.0127	0.1360	0.1017	2.2000e-004		5.7200e-003	5.7200e-003		5.2600e-003	5.2600e-003	0.0000	19.0871	19.0871	6.1700e-003	0.0000	19.2414
Total	0.0127	0.1360	0.1017	2.2000e-004	0.0807	5.7200e-003	0.0865	0.0180	5.2600e-003	0.0233	0.0000	19.0871	19.0871	6.1700e-003	0.0000	19.2414

Village South Specific Plan (Proposed) - Los Angeles-South Coast County, Annual

3.4 Grading - 2022**Mitigated Construction Off-Site**

	ROG	NOx	CO	SO2	Fugitive PM10	Exhaust PM10	PM10 Total	Fugitive PM2.5	Exhaust PM2.5	PM2.5 Total	Bio- CO2	NBio- CO2	Total CO2	CH4	N2O	CO2e
Category	tons/yr										MT/yr					
Hauling	0.0000	0.0000	0.0000	0.0000	0.0000	0.0000	0.0000	0.0000	0.0000	0.0000	0.0000	0.0000	0.0000	0.0000	0.0000	0.0000
Vendor	0.0000	0.0000	0.0000	0.0000	0.0000	0.0000	0.0000	0.0000	0.0000	0.0000	0.0000	0.0000	0.0000	0.0000	0.0000	0.0000
Worker	2.1000e-004	1.5000e-004	1.7400e-003	1.0000e-005	5.2000e-004	0.0000	5.3000e-004	1.4000e-004	0.0000	1.4000e-004	0.0000	0.4587	0.4587	1.0000e-005	0.0000	0.4590
Total	2.1000e-004	1.5000e-004	1.7400e-003	1.0000e-005	5.2000e-004	0.0000	5.3000e-004	1.4000e-004	0.0000	1.4000e-004	0.0000	0.4587	0.4587	1.0000e-005	0.0000	0.4590

3.5 Building Construction - 2022**Unmitigated Construction On-Site**

	ROG	NOx	CO	SO2	Fugitive PM10	Exhaust PM10	PM10 Total	Fugitive PM2.5	Exhaust PM2.5	PM2.5 Total	Bio- CO2	NBio- CO2	Total CO2	CH4	N2O	CO2e
Category	tons/yr										MT/yr					
Off-Road	0.2158	1.9754	2.0700	3.4100e-003		0.1023	0.1023		0.0963	0.0963	0.0000	293.1324	293.1324	0.0702	0.0000	294.8881
Total	0.2158	1.9754	2.0700	3.4100e-003		0.1023	0.1023		0.0963	0.0963	0.0000	293.1324	293.1324	0.0702	0.0000	294.8881

Village South Specific Plan (Proposed) - Los Angeles-South Coast County, Annual

3.5 Building Construction - 2022**Unmitigated Construction Off-Site**

	ROG	NOx	CO	SO2	Fugitive PM10	Exhaust PM10	PM10 Total	Fugitive PM2.5	Exhaust PM2.5	PM2.5 Total	Bio- CO2	NBio- CO2	Total CO2	CH4	N2O	CO2e
Category	tons/yr										MT/yr					
Hauling	0.0000	0.0000	0.0000	0.0000	0.0000	0.0000	0.0000	0.0000	0.0000	0.0000	0.0000	0.0000	0.0000	0.0000	0.0000	0.0000
Vendor	0.0527	1.6961	0.4580	4.5500e-003	0.1140	3.1800e-003	0.1171	0.0329	3.0400e-003	0.0359	0.0000	441.9835	441.9835	0.0264	0.0000	442.6435
Worker	0.3051	0.2164	2.5233	7.3500e-003	0.7557	6.2300e-003	0.7619	0.2007	5.7400e-003	0.2065	0.0000	663.9936	663.9936	0.0187	0.0000	664.4604
Total	0.3578	1.9125	2.9812	0.0119	0.8696	9.4100e-003	0.8790	0.2336	8.7800e-003	0.2424	0.0000	1,105.9771	1,105.9771	0.0451	0.0000	1,107.1039

Mitigated Construction On-Site

	ROG	NOx	CO	SO2	Fugitive PM10	Exhaust PM10	PM10 Total	Fugitive PM2.5	Exhaust PM2.5	PM2.5 Total	Bio- CO2	NBio- CO2	Total CO2	CH4	N2O	CO2e
Category	tons/yr										MT/yr					
Off-Road	0.2158	1.9754	2.0700	3.4100e-003		0.1023	0.1023		0.0963	0.0963	0.0000	293.1321	293.1321	0.0702	0.0000	294.8877
Total	0.2158	1.9754	2.0700	3.4100e-003		0.1023	0.1023		0.0963	0.0963	0.0000	293.1321	293.1321	0.0702	0.0000	294.8877

Village South Specific Plan (Proposed) - Los Angeles-South Coast County, Annual

3.5 Building Construction - 2022**Mitigated Construction Off-Site**

	ROG	NOx	CO	SO2	Fugitive PM10	Exhaust PM10	PM10 Total	Fugitive PM2.5	Exhaust PM2.5	PM2.5 Total	Bio- CO2	NBio- CO2	Total CO2	CH4	N2O	CO2e
Category	tons/yr										MT/yr					
Hauling	0.0000	0.0000	0.0000	0.0000	0.0000	0.0000	0.0000	0.0000	0.0000	0.0000	0.0000	0.0000	0.0000	0.0000	0.0000	0.0000
Vendor	0.0527	1.6961	0.4580	4.5500e-003	0.1140	3.1800e-003	0.1171	0.0329	3.0400e-003	0.0359	0.0000	441.9835	441.9835	0.0264	0.0000	442.6435
Worker	0.3051	0.2164	2.5233	7.3500e-003	0.7557	6.2300e-003	0.7619	0.2007	5.7400e-003	0.2065	0.0000	663.9936	663.9936	0.0187	0.0000	664.4604
Total	0.3578	1.9125	2.9812	0.0119	0.8696	9.4100e-003	0.8790	0.2336	8.7800e-003	0.2424	0.0000	1,105.9771	1,105.9771	0.0451	0.0000	1,107.1039

3.5 Building Construction - 2023**Unmitigated Construction On-Site**

	ROG	NOx	CO	SO2	Fugitive PM10	Exhaust PM10	PM10 Total	Fugitive PM2.5	Exhaust PM2.5	PM2.5 Total	Bio- CO2	NBio- CO2	Total CO2	CH4	N2O	CO2e
Category	tons/yr										MT/yr					
Off-Road	0.1942	1.7765	2.0061	3.3300e-003		0.0864	0.0864		0.0813	0.0813	0.0000	286.2789	286.2789	0.0681	0.0000	287.9814
Total	0.1942	1.7765	2.0061	3.3300e-003		0.0864	0.0864		0.0813	0.0813	0.0000	286.2789	286.2789	0.0681	0.0000	287.9814

Village South Specific Plan (Proposed) - Los Angeles-South Coast County, Annual

3.5 Building Construction - 2023**Unmitigated Construction Off-Site**

	ROG	NOx	CO	SO2	Fugitive PM10	Exhaust PM10	PM10 Total	Fugitive PM2.5	Exhaust PM2.5	PM2.5 Total	Bio- CO2	NBio- CO2	Total CO2	CH4	N2O	CO2e
Category	tons/yr										MT/yr					
Hauling	0.0000	0.0000	0.0000	0.0000	0.0000	0.0000	0.0000	0.0000	0.0000	0.0000	0.0000	0.0000	0.0000	0.0000	0.0000	0.0000
Vendor	0.0382	1.2511	0.4011	4.3000e-003	0.1113	1.4600e-003	0.1127	0.0321	1.4000e-003	0.0335	0.0000	417.9930	417.9930	0.0228	0.0000	418.5624
Worker	0.2795	0.1910	2.2635	6.9100e-003	0.7377	5.9100e-003	0.7436	0.1960	5.4500e-003	0.2014	0.0000	624.5363	624.5363	0.0164	0.0000	624.9466
Total	0.3177	1.4420	2.6646	0.0112	0.8490	7.3700e-003	0.8564	0.2281	6.8500e-003	0.2349	0.0000	1,042.5294	1,042.5294	0.0392	0.0000	1,043.5090

Mitigated Construction On-Site

	ROG	NOx	CO	SO2	Fugitive PM10	Exhaust PM10	PM10 Total	Fugitive PM2.5	Exhaust PM2.5	PM2.5 Total	Bio- CO2	NBio- CO2	Total CO2	CH4	N2O	CO2e
Category	tons/yr										MT/yr					
Off-Road	0.1942	1.7765	2.0061	3.3300e-003		0.0864	0.0864		0.0813	0.0813	0.0000	286.2785	286.2785	0.0681	0.0000	287.9811
Total	0.1942	1.7765	2.0061	3.3300e-003		0.0864	0.0864		0.0813	0.0813	0.0000	286.2785	286.2785	0.0681	0.0000	287.9811

Village South Specific Plan (Proposed) - Los Angeles-South Coast County, Annual

3.5 Building Construction - 2023**Mitigated Construction Off-Site**

	ROG	NOx	CO	SO2	Fugitive PM10	Exhaust PM10	PM10 Total	Fugitive PM2.5	Exhaust PM2.5	PM2.5 Total	Bio- CO2	NBio- CO2	Total CO2	CH4	N2O	CO2e
Category	tons/yr										MT/yr					
Hauling	0.0000	0.0000	0.0000	0.0000	0.0000	0.0000	0.0000	0.0000	0.0000	0.0000	0.0000	0.0000	0.0000	0.0000	0.0000	0.0000
Vendor	0.0382	1.2511	0.4011	4.3000e-003	0.1113	1.4600e-003	0.1127	0.0321	1.4000e-003	0.0335	0.0000	417.9930	417.9930	0.0228	0.0000	418.5624
Worker	0.2795	0.1910	2.2635	6.9100e-003	0.7377	5.9100e-003	0.7436	0.1960	5.4500e-003	0.2014	0.0000	624.5363	624.5363	0.0164	0.0000	624.9466
Total	0.3177	1.4420	2.6646	0.0112	0.8490	7.3700e-003	0.8564	0.2281	6.8500e-003	0.2349	0.0000	1,042.5294	1,042.5294	0.0392	0.0000	1,043.5090

3.6 Paving - 2023**Unmitigated Construction On-Site**

	ROG	NOx	CO	SO2	Fugitive PM10	Exhaust PM10	PM10 Total	Fugitive PM2.5	Exhaust PM2.5	PM2.5 Total	Bio- CO2	NBio- CO2	Total CO2	CH4	N2O	CO2e
Category	tons/yr										MT/yr					
Off-Road	6.7100e-003	0.0663	0.0948	1.5000e-004		3.3200e-003	3.3200e-003		3.0500e-003	3.0500e-003	0.0000	13.0175	13.0175	4.2100e-003	0.0000	13.1227
Paving	0.0000					0.0000	0.0000		0.0000	0.0000	0.0000	0.0000	0.0000	0.0000	0.0000	0.0000
Total	6.7100e-003	0.0663	0.0948	1.5000e-004		3.3200e-003	3.3200e-003		3.0500e-003	3.0500e-003	0.0000	13.0175	13.0175	4.2100e-003	0.0000	13.1227

Village South Specific Plan (Proposed) - Los Angeles-South Coast County, Annual

3.6 Paving - 2023**Unmitigated Construction Off-Site**

	ROG	NOx	CO	SO2	Fugitive PM10	Exhaust PM10	PM10 Total	Fugitive PM2.5	Exhaust PM2.5	PM2.5 Total	Bio- CO2	NBio- CO2	Total CO2	CH4	N2O	CO2e
Category	tons/yr										MT/yr					
Hauling	0.0000	0.0000	0.0000	0.0000	0.0000	0.0000	0.0000	0.0000	0.0000	0.0000	0.0000	0.0000	0.0000	0.0000	0.0000	0.0000
Vendor	0.0000	0.0000	0.0000	0.0000	0.0000	0.0000	0.0000	0.0000	0.0000	0.0000	0.0000	0.0000	0.0000	0.0000	0.0000	0.0000
Worker	2.8000e-004	1.9000e-004	2.2300e-003	1.0000e-005	7.3000e-004	1.0000e-005	7.3000e-004	1.9000e-004	1.0000e-005	2.0000e-004	0.0000	0.6156	0.6156	2.0000e-005	0.0000	0.6160
Total	2.8000e-004	1.9000e-004	2.2300e-003	1.0000e-005	7.3000e-004	1.0000e-005	7.3000e-004	1.9000e-004	1.0000e-005	2.0000e-004	0.0000	0.6156	0.6156	2.0000e-005	0.0000	0.6160

Mitigated Construction On-Site

	ROG	NOx	CO	SO2	Fugitive PM10	Exhaust PM10	PM10 Total	Fugitive PM2.5	Exhaust PM2.5	PM2.5 Total	Bio- CO2	NBio- CO2	Total CO2	CH4	N2O	CO2e
Category	tons/yr										MT/yr					
Off-Road	6.7100e-003	0.0663	0.0948	1.5000e-004		3.3200e-003	3.3200e-003		3.0500e-003	3.0500e-003	0.0000	13.0175	13.0175	4.2100e-003	0.0000	13.1227
Paving	0.0000					0.0000	0.0000		0.0000	0.0000	0.0000	0.0000	0.0000	0.0000	0.0000	0.0000
Total	6.7100e-003	0.0663	0.0948	1.5000e-004		3.3200e-003	3.3200e-003		3.0500e-003	3.0500e-003	0.0000	13.0175	13.0175	4.2100e-003	0.0000	13.1227

Village South Specific Plan (Proposed) - Los Angeles-South Coast County, Annual

3.6 Paving - 2023**Mitigated Construction Off-Site**

	ROG	NOx	CO	SO2	Fugitive PM10	Exhaust PM10	PM10 Total	Fugitive PM2.5	Exhaust PM2.5	PM2.5 Total	Bio- CO2	NBio- CO2	Total CO2	CH4	N2O	CO2e
Category	tons/yr										MT/yr					
Hauling	0.0000	0.0000	0.0000	0.0000	0.0000	0.0000	0.0000	0.0000	0.0000	0.0000	0.0000	0.0000	0.0000	0.0000	0.0000	0.0000
Vendor	0.0000	0.0000	0.0000	0.0000	0.0000	0.0000	0.0000	0.0000	0.0000	0.0000	0.0000	0.0000	0.0000	0.0000	0.0000	0.0000
Worker	2.8000e-004	1.9000e-004	2.2300e-003	1.0000e-005	7.3000e-004	1.0000e-005	7.3000e-004	1.9000e-004	1.0000e-005	2.0000e-004	0.0000	0.6156	0.6156	2.0000e-005	0.0000	0.6160
Total	2.8000e-004	1.9000e-004	2.2300e-003	1.0000e-005	7.3000e-004	1.0000e-005	7.3000e-004	1.9000e-004	1.0000e-005	2.0000e-004	0.0000	0.6156	0.6156	2.0000e-005	0.0000	0.6160

3.6 Paving - 2024**Unmitigated Construction On-Site**

	ROG	NOx	CO	SO2	Fugitive PM10	Exhaust PM10	PM10 Total	Fugitive PM2.5	Exhaust PM2.5	PM2.5 Total	Bio- CO2	NBio- CO2	Total CO2	CH4	N2O	CO2e
Category	tons/yr										MT/yr					
Off-Road	0.0109	0.1048	0.1609	2.5000e-004		5.1500e-003	5.1500e-003		4.7400e-003	4.7400e-003	0.0000	22.0292	22.0292	7.1200e-003	0.0000	22.2073
Paving	0.0000					0.0000	0.0000		0.0000	0.0000	0.0000	0.0000	0.0000	0.0000	0.0000	0.0000
Total	0.0109	0.1048	0.1609	2.5000e-004		5.1500e-003	5.1500e-003		4.7400e-003	4.7400e-003	0.0000	22.0292	22.0292	7.1200e-003	0.0000	22.2073

Village South Specific Plan (Proposed) - Los Angeles-South Coast County, Annual

3.6 Paving - 2024**Unmitigated Construction Off-Site**

	ROG	NOx	CO	SO2	Fugitive PM10	Exhaust PM10	PM10 Total	Fugitive PM2.5	Exhaust PM2.5	PM2.5 Total	Bio- CO2	NBio- CO2	Total CO2	CH4	N2O	CO2e
Category	tons/yr										MT/yr					
Hauling	0.0000	0.0000	0.0000	0.0000	0.0000	0.0000	0.0000	0.0000	0.0000	0.0000	0.0000	0.0000	0.0000	0.0000	0.0000	0.0000
Vendor	0.0000	0.0000	0.0000	0.0000	0.0000	0.0000	0.0000	0.0000	0.0000	0.0000	0.0000	0.0000	0.0000	0.0000	0.0000	0.0000
Worker	4.4000e-004	2.9000e-004	3.5100e-003	1.0000e-005	1.2300e-003	1.0000e-005	1.2400e-003	3.3000e-004	1.0000e-005	3.4000e-004	0.0000	1.0094	1.0094	3.0000e-005	0.0000	1.0100
Total	4.4000e-004	2.9000e-004	3.5100e-003	1.0000e-005	1.2300e-003	1.0000e-005	1.2400e-003	3.3000e-004	1.0000e-005	3.4000e-004	0.0000	1.0094	1.0094	3.0000e-005	0.0000	1.0100

Mitigated Construction On-Site

	ROG	NOx	CO	SO2	Fugitive PM10	Exhaust PM10	PM10 Total	Fugitive PM2.5	Exhaust PM2.5	PM2.5 Total	Bio- CO2	NBio- CO2	Total CO2	CH4	N2O	CO2e
Category	tons/yr										MT/yr					
Off-Road	0.0109	0.1048	0.1609	2.5000e-004		5.1500e-003	5.1500e-003		4.7400e-003	4.7400e-003	0.0000	22.0292	22.0292	7.1200e-003	0.0000	22.2073
Paving	0.0000					0.0000	0.0000		0.0000	0.0000	0.0000	0.0000	0.0000	0.0000	0.0000	0.0000
Total	0.0109	0.1048	0.1609	2.5000e-004		5.1500e-003	5.1500e-003		4.7400e-003	4.7400e-003	0.0000	22.0292	22.0292	7.1200e-003	0.0000	22.2073

Village South Specific Plan (Proposed) - Los Angeles-South Coast County, Annual

3.6 Paving - 2024**Mitigated Construction Off-Site**

	ROG	NOx	CO	SO2	Fugitive PM10	Exhaust PM10	PM10 Total	Fugitive PM2.5	Exhaust PM2.5	PM2.5 Total	Bio- CO2	NBio- CO2	Total CO2	CH4	N2O	CO2e
Category	tons/yr										MT/yr					
Hauling	0.0000	0.0000	0.0000	0.0000	0.0000	0.0000	0.0000	0.0000	0.0000	0.0000	0.0000	0.0000	0.0000	0.0000	0.0000	0.0000
Vendor	0.0000	0.0000	0.0000	0.0000	0.0000	0.0000	0.0000	0.0000	0.0000	0.0000	0.0000	0.0000	0.0000	0.0000	0.0000	0.0000
Worker	4.4000e-004	2.9000e-004	3.5100e-003	1.0000e-005	1.2300e-003	1.0000e-005	1.2400e-003	3.3000e-004	1.0000e-005	3.4000e-004	0.0000	1.0094	1.0094	3.0000e-005	0.0000	1.0100
Total	4.4000e-004	2.9000e-004	3.5100e-003	1.0000e-005	1.2300e-003	1.0000e-005	1.2400e-003	3.3000e-004	1.0000e-005	3.4000e-004	0.0000	1.0094	1.0094	3.0000e-005	0.0000	1.0100

3.7 Architectural Coating - 2024**Unmitigated Construction On-Site**

	ROG	NOx	CO	SO2	Fugitive PM10	Exhaust PM10	PM10 Total	Fugitive PM2.5	Exhaust PM2.5	PM2.5 Total	Bio- CO2	NBio- CO2	Total CO2	CH4	N2O	CO2e
Category	tons/yr										MT/yr					
Archit. Coating	4.1372					0.0000	0.0000		0.0000	0.0000	0.0000	0.0000	0.0000	0.0000	0.0000	0.0000
Off-Road	3.1600e-003	0.0213	0.0317	5.0000e-005		1.0700e-003	1.0700e-003		1.0700e-003	1.0700e-003	0.0000	4.4682	4.4682	2.5000e-004	0.0000	4.4745
Total	4.1404	0.0213	0.0317	5.0000e-005		1.0700e-003	1.0700e-003		1.0700e-003	1.0700e-003	0.0000	4.4682	4.4682	2.5000e-004	0.0000	4.4745

Village South Specific Plan (Proposed) - Los Angeles-South Coast County, Annual

3.7 Architectural Coating - 2024**Unmitigated Construction Off-Site**

	ROG	NOx	CO	SO2	Fugitive PM10	Exhaust PM10	PM10 Total	Fugitive PM2.5	Exhaust PM2.5	PM2.5 Total	Bio- CO2	NBio- CO2	Total CO2	CH4	N2O	CO2e
Category	tons/yr										MT/yr					
Hauling	0.0000	0.0000	0.0000	0.0000	0.0000	0.0000	0.0000	0.0000	0.0000	0.0000	0.0000	0.0000	0.0000	0.0000	0.0000	0.0000
Vendor	0.0000	0.0000	0.0000	0.0000	0.0000	0.0000	0.0000	0.0000	0.0000	0.0000	0.0000	0.0000	0.0000	0.0000	0.0000	0.0000
Worker	7.4800e-003	4.9300e-003	0.0596	1.9000e-004	0.0209	1.6000e-004	0.0211	5.5500e-003	1.5000e-004	5.7000e-003	0.0000	17.1287	17.1287	4.3000e-004	0.0000	17.1394
Total	7.4800e-003	4.9300e-003	0.0596	1.9000e-004	0.0209	1.6000e-004	0.0211	5.5500e-003	1.5000e-004	5.7000e-003	0.0000	17.1287	17.1287	4.3000e-004	0.0000	17.1394

Mitigated Construction On-Site

	ROG	NOx	CO	SO2	Fugitive PM10	Exhaust PM10	PM10 Total	Fugitive PM2.5	Exhaust PM2.5	PM2.5 Total	Bio- CO2	NBio- CO2	Total CO2	CH4	N2O	CO2e
Category	tons/yr										MT/yr					
Archit. Coating	4.1372					0.0000	0.0000		0.0000	0.0000	0.0000	0.0000	0.0000	0.0000	0.0000	0.0000
Off-Road	3.1600e-003	0.0213	0.0317	5.0000e-005		1.0700e-003	1.0700e-003		1.0700e-003	1.0700e-003	0.0000	4.4682	4.4682	2.5000e-004	0.0000	4.4745
Total	4.1404	0.0213	0.0317	5.0000e-005		1.0700e-003	1.0700e-003		1.0700e-003	1.0700e-003	0.0000	4.4682	4.4682	2.5000e-004	0.0000	4.4745

Village South Specific Plan (Proposed) - Los Angeles-South Coast County, Annual

3.7 Architectural Coating - 2024**Mitigated Construction Off-Site**

	ROG	NOx	CO	SO2	Fugitive PM10	Exhaust PM10	PM10 Total	Fugitive PM2.5	Exhaust PM2.5	PM2.5 Total	Bio- CO2	NBio- CO2	Total CO2	CH4	N2O	CO2e
Category	tons/yr										MT/yr					
Hauling	0.0000	0.0000	0.0000	0.0000	0.0000	0.0000	0.0000	0.0000	0.0000	0.0000	0.0000	0.0000	0.0000	0.0000	0.0000	0.0000
Vendor	0.0000	0.0000	0.0000	0.0000	0.0000	0.0000	0.0000	0.0000	0.0000	0.0000	0.0000	0.0000	0.0000	0.0000	0.0000	0.0000
Worker	7.4800e-003	4.9300e-003	0.0596	1.9000e-004	0.0209	1.6000e-004	0.0211	5.5500e-003	1.5000e-004	5.7000e-003	0.0000	17.1287	17.1287	4.3000e-004	0.0000	17.1394
Total	7.4800e-003	4.9300e-003	0.0596	1.9000e-004	0.0209	1.6000e-004	0.0211	5.5500e-003	1.5000e-004	5.7000e-003	0.0000	17.1287	17.1287	4.3000e-004	0.0000	17.1394

4.0 Operational Detail - Mobile**4.1 Mitigation Measures Mobile**

Village South Specific Plan (Proposed) - Los Angeles-South Coast County, Annual

	ROG	NOx	CO	SO2	Fugitive PM10	Exhaust PM10	PM10 Total	Fugitive PM2.5	Exhaust PM2.5	PM2.5 Total	Bio- CO2	NBio- CO2	Total CO2	CH4	N2O	CO2e
Category	tons/yr										MT/yr					
Mitigated	1.5857	7.9962	19.1834	0.0821	7.7979	0.0580	7.8559	2.0895	0.0539	2.1434	0.0000	7,620.4986	7,620.4986	0.3407	0.0000	7,629.0162
Unmitigated	1.5857	7.9962	19.1834	0.0821	7.7979	0.0580	7.8559	2.0895	0.0539	2.1434	0.0000	7,620.4986	7,620.4986	0.3407	0.0000	7,629.0162

4.2 Trip Summary Information

Land Use	Average Daily Trip Rate			Unmitigated	Mitigated
	Weekday	Saturday	Sunday	Annual VMT	Annual VMT
Apartments Low Rise	145.75	154.25	154.00	506,227	506,227
Apartments Mid Rise	4,026.75	3,773.25	4,075.50	13,660,065	13,660,065
General Office Building	288.45	62.55	31.05	706,812	706,812
High Turnover (Sit Down Restaurant)	2,368.80	2,873.52	2,817.72	3,413,937	3,413,937
Hotel	192.00	187.50	160.00	445,703	445,703
Quality Restaurant	501.12	511.92	461.20	707,488	707,488
Regional Shopping Center	528.08	601.44	357.84	1,112,221	1,112,221
Total	8,050.95	8,164.43	8,057.31	20,552,452	20,552,452

4.3 Trip Type Information

Village South Specific Plan (Proposed) - Los Angeles-South Coast County, Annual

Land Use	Miles			Trip %			Trip Purpose %		
	H-W or C-W	H-S or C-C	H-O or C-NW	H-W or C-W	H-S or C-C	H-O or C-NW	Primary	Diverted	Pass-by
Apartments Low Rise	14.70	5.90	8.70	40.20	19.20	40.60	86	11	3
Apartments Mid Rise	14.70	5.90	8.70	40.20	19.20	40.60	86	11	3
General Office Building	16.60	8.40	6.90	33.00	48.00	19.00	77	19	4
High Turnover (Sit Down	16.60	8.40	6.90	8.50	72.50	19.00	37	20	43
Hotel	16.60	8.40	6.90	19.40	61.60	19.00	58	38	4
Quality Restaurant	16.60	8.40	6.90	12.00	69.00	19.00	38	18	44
Regional Shopping Center	16.60	8.40	6.90	16.30	64.70	19.00	54	35	11

4.4 Fleet Mix

Land Use	LDA	LDT1	LDT2	MDV	LHD1	LHD2	MHD	HHD	OBUS	UBUS	MCY	SBUS	MH
Apartments Low Rise	0.543088	0.044216	0.209971	0.116369	0.014033	0.006332	0.021166	0.033577	0.002613	0.001817	0.005285	0.000712	0.000821
Apartments Mid Rise	0.543088	0.044216	0.209971	0.116369	0.014033	0.006332	0.021166	0.033577	0.002613	0.001817	0.005285	0.000712	0.000821
General Office Building	0.543088	0.044216	0.209971	0.116369	0.014033	0.006332	0.021166	0.033577	0.002613	0.001817	0.005285	0.000712	0.000821
High Turnover (Sit Down Restaurant)	0.543088	0.044216	0.209971	0.116369	0.014033	0.006332	0.021166	0.033577	0.002613	0.001817	0.005285	0.000712	0.000821
Hotel	0.543088	0.044216	0.209971	0.116369	0.014033	0.006332	0.021166	0.033577	0.002613	0.001817	0.005285	0.000712	0.000821
Quality Restaurant	0.543088	0.044216	0.209971	0.116369	0.014033	0.006332	0.021166	0.033577	0.002613	0.001817	0.005285	0.000712	0.000821
Regional Shopping Center	0.543088	0.044216	0.209971	0.116369	0.014033	0.006332	0.021166	0.033577	0.002613	0.001817	0.005285	0.000712	0.000821

5.0 Energy Detail

Historical Energy Use: N

5.1 Mitigation Measures Energy

Village South Specific Plan (Proposed) - Los Angeles-South Coast County, Annual

	ROG	NOx	CO	SO2	Fugitive PM10	Exhaust PM10	PM10 Total	Fugitive PM2.5	Exhaust PM2.5	PM2.5 Total	Bio- CO2	NBio- CO2	Total CO2	CH4	N2O	CO2e
Category	tons/yr										MT/yr					
Electricity Mitigated						0.0000	0.0000		0.0000	0.0000	0.0000	2,512.6465	2,512.6465	0.1037	0.0215	2,521.6356
Electricity Unmitigated						0.0000	0.0000		0.0000	0.0000	0.0000	2,512.6465	2,512.6465	0.1037	0.0215	2,521.6356
NaturalGas Mitigated	0.1398	1.2312	0.7770	7.6200e-003		0.0966	0.0966		0.0966	0.0966	0.0000	1,383.4267	1,383.4267	0.0265	0.0254	1,391.6478
NaturalGas Unmitigated	0.1398	1.2312	0.7770	7.6200e-003		0.0966	0.0966		0.0966	0.0966	0.0000	1,383.4267	1,383.4267	0.0265	0.0254	1,391.6478

Village South Specific Plan (Proposed) - Los Angeles-South Coast County, Annual

5.2 Energy by Land Use - NaturalGas**Unmitigated**

	NaturalGas Use	ROG	NOx	CO	SO2	Fugitive PM10	Exhaust PM10	PM10 Total	Fugitive PM2.5	Exhaust PM2.5	PM2.5 Total	Bio- CO2	NBio- CO2	Total CO2	CH4	N2O	CO2e
Land Use	kBTU/yr	tons/yr										MT/yr					
Apartments Low Rise	408494	2.2000e-003	0.0188	8.0100e-003	1.2000e-004		1.5200e-003	1.5200e-003		1.5200e-003	1.5200e-003	0.0000	21.7988	21.7988	4.2000e-004	4.0000e-004	21.9284
Apartments Mid Rise	1.30613e+007	0.0704	0.6018	0.2561	3.8400e-003		0.0487	0.0487		0.0487	0.0487	0.0000	696.9989	696.9989	0.0134	0.0128	701.1408
General Office Building	468450	2.5300e-003	0.0230	0.0193	1.4000e-004		1.7500e-003	1.7500e-003		1.7500e-003	1.7500e-003	0.0000	24.9983	24.9983	4.8000e-004	4.6000e-004	25.1468
High Turnover (Sit Down Restaurant)	8.30736e+006	0.0448	0.4072	0.3421	2.4400e-003		0.0310	0.0310		0.0310	0.0310	0.0000	443.3124	443.3124	8.5000e-003	8.1300e-003	445.9468
Hotel	1.74095e+006	9.3900e-003	0.0853	0.0717	5.1000e-004		6.4900e-003	6.4900e-003		6.4900e-003	6.4900e-003	0.0000	92.9036	92.9036	1.7800e-003	1.7000e-003	93.4557
Quality Restaurant	1.84608e+006	9.9500e-003	0.0905	0.0760	5.4000e-004		6.8800e-003	6.8800e-003		6.8800e-003	6.8800e-003	0.0000	98.5139	98.5139	1.8900e-003	1.8100e-003	99.0993
Regional Shopping Center	91840	5.0000e-004	4.5000e-003	3.7800e-003	3.0000e-005		3.4000e-004	3.4000e-004		3.4000e-004	3.4000e-004	0.0000	4.9009	4.9009	9.0000e-005	9.0000e-005	4.9301
Total		0.1398	1.2312	0.7770	7.6200e-003		0.0966	0.0966		0.0966	0.0966	0.0000	1,383.4268	1,383.4268	0.0265	0.0254	1,391.6478

Village South Specific Plan (Proposed) - Los Angeles-South Coast County, Annual

5.2 Energy by Land Use - NaturalGas**Mitigated**

	NaturalGas Use	ROG	NOx	CO	SO2	Fugitive PM10	Exhaust PM10	PM10 Total	Fugitive PM2.5	Exhaust PM2.5	PM2.5 Total	Bio- CO2	NBio- CO2	Total CO2	CH4	N2O	CO2e
Land Use	kBTU/yr	tons/yr										MT/yr					
Apartments Low Rise	408494	2.2000e-003	0.0188	8.0100e-003	1.2000e-004		1.5200e-003	1.5200e-003		1.5200e-003	1.5200e-003	0.0000	21.7988	21.7988	4.2000e-004	4.0000e-004	21.9284
Apartments Mid Rise	1.30613e+007	0.0704	0.6018	0.2561	3.8400e-003		0.0487	0.0487		0.0487	0.0487	0.0000	696.9989	696.9989	0.0134	0.0128	701.1408
General Office Building	468450	2.5300e-003	0.0230	0.0193	1.4000e-004		1.7500e-003	1.7500e-003		1.7500e-003	1.7500e-003	0.0000	24.9983	24.9983	4.8000e-004	4.6000e-004	25.1468
High Turnover (Sit Down Restaurant)	8.30736e+006	0.0448	0.4072	0.3421	2.4400e-003		0.0310	0.0310		0.0310	0.0310	0.0000	443.3124	443.3124	8.5000e-003	8.1300e-003	445.9468
Hotel	1.74095e+006	9.3900e-003	0.0853	0.0717	5.1000e-004		6.4900e-003	6.4900e-003		6.4900e-003	6.4900e-003	0.0000	92.9036	92.9036	1.7800e-003	1.7000e-003	93.4557
Quality Restaurant	1.84608e+006	9.9500e-003	0.0905	0.0760	5.4000e-004		6.8800e-003	6.8800e-003		6.8800e-003	6.8800e-003	0.0000	98.5139	98.5139	1.8900e-003	1.8100e-003	99.0993
Regional Shopping Center	91840	5.0000e-004	4.5000e-003	3.7800e-003	3.0000e-005		3.4000e-004	3.4000e-004		3.4000e-004	3.4000e-004	0.0000	4.9009	4.9009	9.0000e-005	9.0000e-005	4.9301
Total		0.1398	1.2312	0.7770	7.6200e-003		0.0966	0.0966		0.0966	0.0966	0.0000	1,383.4268	1,383.4268	0.0265	0.0254	1,391.6478

Village South Specific Plan (Proposed) - Los Angeles-South Coast County, Annual

5.3 Energy by Land Use - Electricity**Unmitigated**

	Electricity Use	Total CO2	CH4	N2O	CO2e
Land Use	kWh/yr	MT/yr			
Apartments Low Rise	106010	33.7770	1.3900e-003	2.9000e-004	33.8978
Apartments Mid Rise	3.94697e+006	1,257.5879	0.0519	0.0107	1,262.0869
General Office Building	584550	186.2502	7.6900e-003	1.5900e-003	186.9165
High Turnover (Sit Down Restaurant)	1.58904e+006	506.3022	0.0209	4.3200e-003	508.1135
Hotel	550308	175.3399	7.2400e-003	1.5000e-003	175.9672
Quality Restaurant	353120	112.5116	4.6500e-003	9.6000e-004	112.9141
Regional Shopping Center	756000	240.8778	9.9400e-003	2.0600e-003	241.7395
Total		2,512.6465	0.1037	0.0215	2,521.6356

Village South Specific Plan (Proposed) - Los Angeles-South Coast County, Annual

5.3 Energy by Land Use - Electricity**Mitigated**

	Electricity Use	Total CO2	CH4	N2O	CO2e
Land Use	kWh/yr	MT/yr			
Apartments Low Rise	106010	33.7770	1.3900e-003	2.9000e-004	33.8978
Apartments Mid Rise	3.94697e+006	1,257.5879	0.0519	0.0107	1,262.0869
General Office Building	584550	186.2502	7.6900e-003	1.5900e-003	186.9165
High Turnover (Sit Down Restaurant)	1.58904e+006	506.3022	0.0209	4.3200e-003	508.1135
Hotel	550308	175.3399	7.2400e-003	1.5000e-003	175.9672
Quality Restaurant	353120	112.5116	4.6500e-003	9.6000e-004	112.9141
Regional Shopping Center	756000	240.8778	9.9400e-003	2.0600e-003	241.7395
Total		2,512.6465	0.1037	0.0215	2,521.6356

6.0 Area Detail**6.1 Mitigation Measures Area**

Village South Specific Plan (Proposed) - Los Angeles-South Coast County, Annual

	ROG	NOx	CO	SO2	Fugitive PM10	Exhaust PM10	PM10 Total	Fugitive PM2.5	Exhaust PM2.5	PM2.5 Total	Bio- CO2	NBio- CO2	Total CO2	CH4	N2O	CO2e
Category	tons/yr										MT/yr					
Mitigated	5.1437	0.2950	10.3804	1.6700e-003		0.0714	0.0714		0.0714	0.0714	0.0000	220.9670	220.9670	0.0201	3.7400e-003	222.5835
Unmitigated	5.1437	0.2950	10.3804	1.6700e-003		0.0714	0.0714		0.0714	0.0714	0.0000	220.9670	220.9670	0.0201	3.7400e-003	222.5835

6.2 Area by SubCategory

Unmitigated

	ROG	NOx	CO	SO2	Fugitive PM10	Exhaust PM10	PM10 Total	Fugitive PM2.5	Exhaust PM2.5	PM2.5 Total	Bio- CO2	NBio- CO2	Total CO2	CH4	N2O	CO2e
SubCategory	tons/yr										MT/yr					
Architectural Coating	0.4137					0.0000	0.0000		0.0000	0.0000	0.0000	0.0000	0.0000	0.0000	0.0000	0.0000
Consumer Products	4.3998					0.0000	0.0000		0.0000	0.0000	0.0000	0.0000	0.0000	0.0000	0.0000	0.0000
Hearth	0.0206	0.1763	0.0750	1.1200e-003		0.0143	0.0143		0.0143	0.0143	0.0000	204.1166	204.1166	3.9100e-003	3.7400e-003	205.3295
Landscaping	0.3096	0.1187	10.3054	5.4000e-004		0.0572	0.0572		0.0572	0.0572	0.0000	16.8504	16.8504	0.0161	0.0000	17.2540
Total	5.1437	0.2950	10.3804	1.6600e-003		0.0714	0.0714		0.0714	0.0714	0.0000	220.9670	220.9670	0.0201	3.7400e-003	222.5835

Village South Specific Plan (Proposed) - Los Angeles-South Coast County, Annual

6.2 Area by SubCategory**Mitigated**

	ROG	NOx	CO	SO2	Fugitive PM10	Exhaust PM10	PM10 Total	Fugitive PM2.5	Exhaust PM2.5	PM2.5 Total	Bio- CO2	NBio- CO2	Total CO2	CH4	N2O	CO2e
SubCategory	tons/yr										MT/yr					
Architectural Coating	0.4137					0.0000	0.0000		0.0000	0.0000	0.0000	0.0000	0.0000	0.0000	0.0000	0.0000
Consumer Products	4.3998					0.0000	0.0000		0.0000	0.0000	0.0000	0.0000	0.0000	0.0000	0.0000	0.0000
Hearth	0.0206	0.1763	0.0750	1.1200e-003		0.0143	0.0143		0.0143	0.0143	0.0000	204.1166	204.1166	3.9100e-003	3.7400e-003	205.3295
Landscaping	0.3096	0.1187	10.3054	5.4000e-004		0.0572	0.0572		0.0572	0.0572	0.0000	16.8504	16.8504	0.0161	0.0000	17.2540
Total	5.1437	0.2950	10.3804	1.6600e-003		0.0714	0.0714		0.0714	0.0714	0.0000	220.9670	220.9670	0.0201	3.7400e-003	222.5835

7.0 Water Detail**7.1 Mitigation Measures Water**

Village South Specific Plan (Proposed) - Los Angeles-South Coast County, Annual

	Total CO2	CH4	N2O	CO2e
Category	MT/yr			
Mitigated	585.8052	3.0183	0.0755	683.7567
Unmitigated	585.8052	3.0183	0.0755	683.7567

Village South Specific Plan (Proposed) - Los Angeles-South Coast County, Annual

7.2 Water by Land Use**Unmitigated**

	Indoor/Outdoor Use	Total CO2	CH4	N2O	CO2e
Land Use	Mgal	MT/yr			
Apartments Low Rise	1.62885 / 1.02688	10.9095	0.0535	1.3400e-003	12.6471
Apartments Mid Rise	63.5252 / 40.0485	425.4719	2.0867	0.0523	493.2363
General Office Building	7.99802 / 4.90201	53.0719	0.2627	6.5900e-003	61.6019
High Turnover (Sit Down Restaurant)	10.9272 / 0.697482	51.2702	0.3580	8.8200e-003	62.8482
Hotel	1.26834 / 0.140927	6.1633	0.0416	1.0300e-003	7.5079
Quality Restaurant	2.42827 / 0.154996	11.3934	0.0796	1.9600e-003	13.9663
Regional Shopping Center	4.14806 / 2.54236	27.5250	0.1363	3.4200e-003	31.9490
Total		585.8052	3.0183	0.0755	683.7567

Village South Specific Plan (Proposed) - Los Angeles-South Coast County, Annual

7.2 Water by Land Use**Mitigated**

	Indoor/Outdoor Use	Total CO2	CH4	N2O	CO2e
Land Use	Mgal	MT/yr			
Apartments Low Rise	1.62885 / 1.02688	10.9095	0.0535	1.3400e-003	12.6471
Apartments Mid Rise	63.5252 / 40.0485	425.4719	2.0867	0.0523	493.2363
General Office Building	7.99802 / 4.90201	53.0719	0.2627	6.5900e-003	61.6019
High Turnover (Sit Down Restaurant)	10.9272 / 0.697482	51.2702	0.3580	8.8200e-003	62.8482
Hotel	1.26834 / 0.140927	6.1633	0.0416	1.0300e-003	7.5079
Quality Restaurant	2.42827 / 0.154996	11.3934	0.0796	1.9600e-003	13.9663
Regional Shopping Center	4.14806 / 2.54236	27.5250	0.1363	3.4200e-003	31.9490
Total		585.8052	3.0183	0.0755	683.7567

8.0 Waste Detail**8.1 Mitigation Measures Waste**

Village South Specific Plan (Proposed) - Los Angeles-South Coast County, Annual

Category/Year

	Total CO2	CH4	N2O	CO2e
	MT/yr			
Mitigated	207.8079	12.2811	0.0000	514.8354
Unmitigated	207.8079	12.2811	0.0000	514.8354

Village South Specific Plan (Proposed) - Los Angeles-South Coast County, Annual

8.2 Waste by Land Use**Unmitigated**

	Waste Disposed	Total CO2	CH4	N2O	CO2e
Land Use	tons	MT/yr			
Apartments Low Rise	11.5	2.3344	0.1380	0.0000	5.7834
Apartments Mid Rise	448.5	91.0415	5.3804	0.0000	225.5513
General Office Building	41.85	8.4952	0.5021	0.0000	21.0464
High Turnover (Sit Down Restaurant)	428.4	86.9613	5.1393	0.0000	215.4430
Hotel	27.38	5.5579	0.3285	0.0000	13.7694
Quality Restaurant	7.3	1.4818	0.0876	0.0000	3.6712
Regional Shopping Center	58.8	11.9359	0.7054	0.0000	29.5706
Total		207.8079	12.2811	0.0000	514.8354

Village South Specific Plan (Proposed) - Los Angeles-South Coast County, Annual

8.2 Waste by Land Use**Mitigated**

	Waste Disposed	Total CO2	CH4	N2O	CO2e
Land Use	tons	MT/yr			
Apartments Low Rise	11.5	2.3344	0.1380	0.0000	5.7834
Apartments Mid Rise	448.5	91.0415	5.3804	0.0000	225.5513
General Office Building	41.85	8.4952	0.5021	0.0000	21.0464
High Turnover (Sit Down Restaurant)	428.4	86.9613	5.1393	0.0000	215.4430
Hotel	27.38	5.5579	0.3285	0.0000	13.7694
Quality Restaurant	7.3	1.4818	0.0876	0.0000	3.6712
Regional Shopping Center	58.8	11.9359	0.7054	0.0000	29.5706
Total		207.8079	12.2811	0.0000	514.8354

9.0 Operational Offroad

Equipment Type	Number	Hours/Day	Days/Year	Horse Power	Load Factor	Fuel Type
----------------	--------	-----------	-----------	-------------	-------------	-----------

10.0 Stationary Equipment**Fire Pumps and Emergency Generators**

Equipment Type	Number	Hours/Day	Hours/Year	Horse Power	Load Factor	Fuel Type
----------------	--------	-----------	------------	-------------	-------------	-----------

Village South Specific Plan (Proposed) - Los Angeles-South Coast County, Annual

Boilers

Equipment Type	Number	Heat Input/Day	Heat Input/Year	Boiler Rating	Fuel Type
----------------	--------	----------------	-----------------	---------------	-----------

User Defined Equipment

Equipment Type	Number
----------------	--------

11.0 Vegetation

Village South Specific Plan (Proposed) - Los Angeles-South Coast County, Summer

Village South Specific Plan (Proposed)

Los Angeles-South Coast County, Summer

1.0 Project Characteristics

1.1 Land Usage

Land Uses	Size	Metric	Lot Acreage	Floor Surface Area	Population
General Office Building	45.00	1000sqft	1.03	45,000.00	0
High Turnover (Sit Down Restaurant)	36.00	1000sqft	0.83	36,000.00	0
Hotel	50.00	Room	1.67	72,600.00	0
Quality Restaurant	8.00	1000sqft	0.18	8,000.00	0
Apartments Low Rise	25.00	Dwelling Unit	1.56	25,000.00	72
Apartments Mid Rise	975.00	Dwelling Unit	25.66	975,000.00	2789
Regional Shopping Center	56.00	1000sqft	1.29	56,000.00	0

1.2 Other Project Characteristics

Urbanization	Urban	Wind Speed (m/s)	2.2	Precipitation Freq (Days)	33
Climate Zone	9			Operational Year	2028
Utility Company	Southern California Edison				
CO2 Intensity (lb/MW hr)	702.44	CH4 Intensity (lb/MW hr)	0.029	N2O Intensity (lb/MW hr)	0.006

1.3 User Entered Comments & Non-Default Data

Village South Specific Plan (Proposed) - Los Angeles-South Coast County, Summer

Project Characteristics - Consistent with the DEIR's model.

Land Use - See SWAPE comment regarding residential and retail land uses.

Construction Phase - See SWAPE comment regarding individual construction phase lengths.

Demolition - Consistent with the DEIR's model. See SWAPE comment regarding demolition.

Vehicle Trips - Saturday trips consistent with the DEIR's model. See SWAPE comment regarding weekday and Sunday trips.

Woodstoves - Woodstoves and wood-burning fireplaces consistent with the DEIR's model. See SWAPE comment regarding gas fireplaces.

Energy Use -

Construction Off-road Equipment Mitigation - See SWAPE comment on construction-related mitigation.

Area Mitigation - See SWAPE comment regarding operational mitigation measures.

Water Mitigation - See SWAPE comment regarding operational mitigation measures.

Trips and VMT - Local hire provision

Table Name	Column Name	Default Value	New Value
tblFireplaces	FireplaceWoodMass	1,019.20	0.00
tblFireplaces	FireplaceWoodMass	1,019.20	0.00
tblFireplaces	NumberWood	1.25	0.00
tblFireplaces	NumberWood	48.75	0.00
tblTripsAndVMT	WorkerTripLength	14.70	10.00
tblTripsAndVMT	WorkerTripLength	14.70	10.00
tblTripsAndVMT	WorkerTripLength	14.70	10.00
tblTripsAndVMT	WorkerTripLength	14.70	10.00
tblTripsAndVMT	WorkerTripLength	14.70	10.00
tblTripsAndVMT	WorkerTripLength	14.70	10.00
tblVehicleTrips	ST_TR	7.16	6.17
tblVehicleTrips	ST_TR	6.39	3.87
tblVehicleTrips	ST_TR	2.46	1.39
tblVehicleTrips	ST_TR	158.37	79.82

Village South Specific Plan (Proposed) - Los Angeles-South Coast County, Summer

tblVehicleTrips	ST_TR	8.19	3.75
tblVehicleTrips	ST_TR	94.36	63.99
tblVehicleTrips	ST_TR	49.97	10.74
tblVehicleTrips	SU_TR	6.07	6.16
tblVehicleTrips	SU_TR	5.86	4.18
tblVehicleTrips	SU_TR	1.05	0.69
tblVehicleTrips	SU_TR	131.84	78.27
tblVehicleTrips	SU_TR	5.95	3.20
tblVehicleTrips	SU_TR	72.16	57.65
tblVehicleTrips	SU_TR	25.24	6.39
tblVehicleTrips	WD_TR	6.59	5.83
tblVehicleTrips	WD_TR	6.65	4.13
tblVehicleTrips	WD_TR	11.03	6.41
tblVehicleTrips	WD_TR	127.15	65.80
tblVehicleTrips	WD_TR	8.17	3.84
tblVehicleTrips	WD_TR	89.95	62.64
tblVehicleTrips	WD_TR	42.70	9.43
tblWoodstoves	NumberCatalytic	1.25	0.00
tblWoodstoves	NumberCatalytic	48.75	0.00
tblWoodstoves	NumberNoncatalytic	1.25	0.00
tblWoodstoves	NumberNoncatalytic	48.75	0.00
tblWoodstoves	WoodstoveDayYear	25.00	0.00
tblWoodstoves	WoodstoveDayYear	25.00	0.00
tblWoodstoves	WoodstoveWoodMass	999.60	0.00
tblWoodstoves	WoodstoveWoodMass	999.60	0.00

2.0 Emissions Summary

Village South Specific Plan (Proposed) - Los Angeles-South Coast County, Summer

2.1 Overall Construction (Maximum Daily Emission)**Unmitigated Construction**

	ROG	NOx	CO	SO2	Fugitive PM10	Exhaust PM10	PM10 Total	Fugitive PM2.5	Exhaust PM2.5	PM2.5 Total	Bio- CO2	NBio- CO2	Total CO2	CH4	N2O	CO2e
Year	lb/day										lb/day					
2021	4.2561	46.4415	31.4494	0.0636	18.2032	2.0456	20.2488	9.9670	1.8820	11.8490	0.0000	6,163.4166	6,163.4166	1.9475	0.0000	6,212.1039
2022	4.5441	38.8811	40.8776	0.1240	8.8255	1.6361	10.4616	3.6369	1.5052	5.1421	0.0000	12,493.4403	12,493.4403	1.9485	0.0000	12,518.5707
2023	4.1534	25.7658	38.7457	0.1206	7.0088	0.7592	7.7679	1.8799	0.7136	2.5935	0.0000	12,150.4890	12,150.4890	0.9589	0.0000	12,174.4615
2024	237.0219	9.5478	14.9642	0.0239	1.2171	0.4694	1.2875	0.3229	0.4319	0.4621	0.0000	2,313.1808	2,313.1808	0.7166	0.0000	2,331.0956
Maximum	237.0219	46.4415	40.8776	0.1240	18.2032	2.0456	20.2488	9.9670	1.8820	11.8490	0.0000	12,493.4403	12,493.4403	1.9485	0.0000	12,518.5707

Village South Specific Plan (Proposed) - Los Angeles-South Coast County, Summer

2.1 Overall Construction (Maximum Daily Emission)

Mitigated Construction

	ROG	NOx	CO	SO2	Fugitive PM10	Exhaust PM10	PM10 Total	Fugitive PM2.5	Exhaust PM2.5	PM2.5 Total	Bio- CO2	NBio- CO2	Total CO2	CH4	N2O	CO2e
Year	lb/day										lb/day					
2021	4.2561	46.4415	31.4494	0.0636	18.2032	2.0456	20.2488	9.9670	1.8820	11.8490	0.0000	6,163.4166	6,163.4166	1.9475	0.0000	6,212.1039
2022	4.5441	38.8811	40.8776	0.1240	8.8255	1.6361	10.4616	3.6369	1.5052	5.1421	0.0000	12,493.4403	12,493.4403	1.9485	0.0000	12,518.5707
2023	4.1534	25.7658	38.7457	0.1206	7.0088	0.7592	7.7679	1.8799	0.7136	2.5935	0.0000	12,150.4890	12,150.4890	0.9589	0.0000	12,174.4615
2024	237.0219	9.5478	14.9642	0.0239	1.2171	0.4694	1.2875	0.3229	0.4319	0.4621	0.0000	2,313.1808	2,313.1808	0.7166	0.0000	2,331.0955
Maximum	237.0219	46.4415	40.8776	0.1240	18.2032	2.0456	20.2488	9.9670	1.8820	11.8490	0.0000	12,493.4403	12,493.4403	1.9485	0.0000	12,518.5707

[illegible]

Village South Specific Plan (Proposed) - Los Angeles-South Coast County, Summer

2.2 Overall Operational Unmitigated Operational

	lb/day																	lb/day																
	Category	ROG	NOx	CO	SO2	Fugitive PM10	Exhaust PM10	PM10 Total	Fugitive PM2.5	Exhaust PM2.5	PM2.5 Total	Bio- CO2	NBio- CO2	Total CO2	CH4	N2O	CO2e																	
Area		30.5020	15.0496	88.4430	0.0944	1.5974	1.5974	1.5974			1.5974	0.0000	18,148.59	50	18,148.59	0.4874	0.3300	18,259.11																
Energy		0.7660	6.7462	4.2573	0.0418		0.5292	0.5292		0.5292	0.5292		8,355.983	2	8,355.983	0.1602	0.1532	8,405.638																
Mobile		9.8489	45.4304	114.8495	0.4917	45.9592	0.3360	46.2951	12.2950	0.3119	12.6070		50,306.60	34	50,306.60	2.1807		50,361.12																
Total		41.1168	67.2262	207.5497	0.6278	45.9592	2.4626	48.4217	12.2950	2.4385	14.7336	0.0000	76,811.18	16	76,811.18	2.8282	0.4832	77,025.87																

Mitigated Operational

Category	lb/day												lb/day				
	ROG	NOx	CO	SO2	Fugitive PM10	Exhaust PM10	PM10 Total	Fugitive PM2.5	Exhaust PM2.5	PM2.5 Total	Bio- CO2	NBio- CO2	Total CO2	CH4	N2O	CO2e	
Area	30,5020	15,0496	88,4430	0.0944	1,5974	1,5974	1,5974	1,5974	1,5974	1,5974	0.0000	18,148.59	18,148.59	0.4874	0.3300	18,259.11	
Energy	0.7660	6.7462	4.2573	0.0418	0.5292	0.5292	0.5292	0.5292	0.5292	0.5292	8,355.983	8,355.983	8,355.983	0.1602	0.1532	8,405.638	
Mobile	9.8489	45.4304	114.8495	0.4917	45.9592	0.3360	46.2951	12.2950	0.3119	12.6070	50,306.60	50,306.60	50,306.60	2.1807		50,361.12	
Total	41.1168	67.2262	207.5497	0.6278	45.9592	2.4626	48.4217	12.2950	2.4385	14.7336	0.0000	76,811.18	76,811.18	2.8282	0.4832	77,025.87	

Village South Specific Plan (Proposed) - Los Angeles-South Coast County, Summer

	ROG	NOx	CO	SO2	Fugitive PM10	Exhaust PM10	PM10 Total	Fugitive PM2.5	Exhaust PM2.5	PM2.5 Total	Bio- CO2	NBio-CO2	Total CO2	CH4	N2O	CO2e
Percent Reduction	0.00	0.00	0.00	0.00	0.00	0.00	0.00	0.00	0.00	0.00	0.00	0.00	0.00	0.00	0.00	0.00

3.0 Construction Detail

Construction Phase

Phase Number	Phase Name	Phase Type	Start Date	End Date	Num Days Week	Num Days	Phase Description
1	Demolition	Demolition	9/1/2021	10/12/2021	5	30	
2	Site Preparation	Site Preparation	10/13/2021	11/9/2021	5	20	
3	Grading	Grading	11/10/2021	1/11/2022	5	45	
4	Building Construction	Building Construction	1/12/2022	12/12/2023	5	500	
5	Paving	Paving	12/13/2023	1/30/2024	5	35	
6	Architectural Coating	Architectural Coating	1/31/2024	3/19/2024	5	35	

Acres of Grading (Site Preparation Phase): 0

Acres of Grading (Grading Phase): 112.5

Acres of Paving: 0

Residential Indoor: 2,025,000; Residential Outdoor: 675,000; Non-Residential Indoor: 326,400; Non-Residential Outdoor: 108,800; Striped Parking Area: 0 (Architectural Coating – sqft)

OffRoad Equipment

Village South Specific Plan (Proposed) - Los Angeles-South Coast County, Summer

Phase Name	Offroad Equipment Type	Amount	Usage Hours	Horse Power	Load Factor
Demolition	Concrete/Industrial Saws	1	8.00	81	0.73
Demolition	Excavators	3	8.00	158	0.38
Demolition	Rubber Tired Dozers	2	8.00	247	0.40
Site Preparation	Rubber Tired Dozers	3	8.00	247	0.40
Site Preparation	Tractors/Loaders/Backhoes	4	8.00	97	0.37
Grading	Excavators	2	8.00	158	0.38
Grading	Graders	1	8.00	187	0.41
Grading	Rubber Tired Dozers	1	8.00	247	0.40
Grading	Scrapers	2	8.00	367	0.48
Grading	Tractors/Loaders/Backhoes	2	8.00	97	0.37
Building Construction	Cranes	1	7.00	231	0.29
Building Construction	Forklifts	3	8.00	89	0.20
Building Construction	Generator Sets	1	8.00	84	0.74
Building Construction	Tractors/Loaders/Backhoes	3	7.00	97	0.37
Building Construction	Welders	1	8.00	46	0.45
Paving	Pavers	2	8.00	130	0.42
Paving	Paving Equipment	2	8.00	132	0.36
Paving	Rollers	2	8.00	80	0.38
Architectural Coating	Air Compressors	1	6.00	78	0.48

Trips and VMT

Village South Specific Plan (Proposed) - Los Angeles-South Coast County, Summer

Phase Name	Offroad Equipment Count	Worker Trip Number	Vendor Trip Number	Hauling Trip Number	Worker Trip Length	Vendor Trip Length	Hauling Trip Length	Worker Vehicle Class	Vendor Vehicle Class	Hauling Vehicle Class
Demolition	6	15.00	0.00	458.00	10.00	6.90	20.00	LD_Mix	HDT_Mix	HHDT
Site Preparation	7	18.00	0.00	0.00	10.00	6.90	20.00	LD_Mix	HDT_Mix	HHDT
Grading	8	20.00	0.00	0.00	10.00	6.90	20.00	LD_Mix	HDT_Mix	HHDT
Building Construction	9	801.00	143.00	0.00	10.00	6.90	20.00	LD_Mix	HDT_Mix	HHDT
Paving	6	15.00	0.00	0.00	10.00	6.90	20.00	LD_Mix	HDT_Mix	HHDT
Architectural Coating	1	160.00	0.00	0.00	10.00	6.90	20.00	LD_Mix	HDT_Mix	HHDT

3.1 Mitigation Measures Construction

3.2 Demolition - 2021

Unmitigated Construction On-Site

	ROG	NOx	CO	SO2	Fugitive PM10	Exhaust PM10	PM10 Total	Fugitive PM2.5	Exhaust PM2.5	PM2.5 Total	Bio- CO2	NBio- CO2	Total CO2	CH4	N2O	CO2e
Category	lb/day										lb/day					
Fugitive Dust					3.3074	0.0000	3.3074	0.5008	0.0000	0.5008			0.0000			0.0000
Off-Road	3.1651	31.4407	21.5650	0.0388		1.5513	1.5513		1.4411	1.4411		3,747.9449	3,747.9449	1.0549		3,774.3174
Total	3.1651	31.4407	21.5650	0.0388	3.3074	1.5513	4.8588	0.5008	1.4411	1.9419		3,747.9449	3,747.9449	1.0549		3,774.3174

Village South Specific Plan (Proposed) - Los Angeles-South Coast County, Summer

3.2 Demolition - 2021**Unmitigated Construction Off-Site**

	ROG	NOx	CO	SO2	Fugitive PM10	Exhaust PM10	PM10 Total	Fugitive PM2.5	Exhaust PM2.5	PM2.5 Total	Bio- CO2	NBio- CO2	Total CO2	CH4	N2O	CO2e
Category	lb/day										lb/day					
Hauling	0.1273	4.0952	0.9602	0.0119	0.2669	0.0126	0.2795	0.0732	0.0120	0.0852		1,292.241 3	1,292.241 3	0.0877		1,294.433 7
Vendor	0.0000	0.0000	0.0000	0.0000	0.0000	0.0000	0.0000	0.0000	0.0000	0.0000		0.0000	0.0000	0.0000		0.0000
Worker	0.0487	0.0313	0.4282	1.1800e-003	0.1141	9.5000e-004	0.1151	0.0303	8.8000e-004	0.0311		117.2799	117.2799	3.5200e-003		117.3678
Total	0.1760	4.1265	1.3884	0.0131	0.3810	0.0135	0.3946	0.1034	0.0129	0.1163		1,409.521 2	1,409.521 2	0.0912		1,411.801 5

Mitigated Construction On-Site

	ROG	NOx	CO	SO2	Fugitive PM10	Exhaust PM10	PM10 Total	Fugitive PM2.5	Exhaust PM2.5	PM2.5 Total	Bio- CO2	NBio- CO2	Total CO2	CH4	N2O	CO2e
Category	lb/day										lb/day					
Fugitive Dust					3.3074	0.0000	3.3074	0.5008	0.0000	0.5008			0.0000			0.0000
Off-Road	3.1651	31.4407	21.5650	0.0388		1.5513	1.5513		1.4411	1.4411	0.0000	3,747.944 9	3,747.944 9	1.0549		3,774.317 4
Total	3.1651	31.4407	21.5650	0.0388	3.3074	1.5513	4.8588	0.5008	1.4411	1.9419	0.0000	3,747.944 9	3,747.944 9	1.0549		3,774.317 4

Village South Specific Plan (Proposed) - Los Angeles-South Coast County, Summer

3.2 Demolition - 2021**Mitigated Construction Off-Site**

	ROG	NOx	CO	SO2	Fugitive PM10	Exhaust PM10	PM10 Total	Fugitive PM2.5	Exhaust PM2.5	PM2.5 Total	Bio- CO2	NBio- CO2	Total CO2	CH4	N2O	CO2e
Category	lb/day										lb/day					
Hauling	0.1273	4.0952	0.9602	0.0119	0.2669	0.0126	0.2795	0.0732	0.0120	0.0852		1,292.241 3	1,292.241 3	0.0877		1,294.433 7
Vendor	0.0000	0.0000	0.0000	0.0000	0.0000	0.0000	0.0000	0.0000	0.0000	0.0000		0.0000	0.0000	0.0000		0.0000
Worker	0.0487	0.0313	0.4282	1.1800e-003	0.1141	9.5000e-004	0.1151	0.0303	8.8000e-004	0.0311		117.2799	117.2799	3.5200e-003		117.3678
Total	0.1760	4.1265	1.3884	0.0131	0.3810	0.0135	0.3946	0.1034	0.0129	0.1163		1,409.521 2	1,409.521 2	0.0912		1,411.801 5

3.3 Site Preparation - 2021**Unmitigated Construction On-Site**

	ROG	NOx	CO	SO2	Fugitive PM10	Exhaust PM10	PM10 Total	Fugitive PM2.5	Exhaust PM2.5	PM2.5 Total	Bio- CO2	NBio- CO2	Total CO2	CH4	N2O	CO2e
Category	lb/day										lb/day					
Fugitive Dust					18.0663	0.0000	18.0663	9.9307	0.0000	9.9307			0.0000			0.0000
Off-Road	3.8882	40.4971	21.1543	0.0380		2.0445	2.0445		1.8809	1.8809		3,685.656 9	3,685.656 9	1.1920		3,715.457 3
Total	3.8882	40.4971	21.1543	0.0380	18.0663	2.0445	20.1107	9.9307	1.8809	11.8116		3,685.656 9	3,685.656 9	1.1920		3,715.457 3

Village South Specific Plan (Proposed) - Los Angeles-South Coast County, Summer

3.3 Site Preparation - 2021**Unmitigated Construction Off-Site**

	ROG	NOx	CO	SO2	Fugitive PM10	Exhaust PM10	PM10 Total	Fugitive PM2.5	Exhaust PM2.5	PM2.5 Total	Bio- CO2	NBio- CO2	Total CO2	CH4	N2O	CO2e
Category	lb/day										lb/day					
Hauling	0.0000	0.0000	0.0000	0.0000	0.0000	0.0000	0.0000	0.0000	0.0000	0.0000		0.0000	0.0000	0.0000		0.0000
Vendor	0.0000	0.0000	0.0000	0.0000	0.0000	0.0000	0.0000	0.0000	0.0000	0.0000		0.0000	0.0000	0.0000		0.0000
Worker	0.0584	0.0375	0.5139	1.4100e-003	0.1369	1.1400e-003	0.1381	0.0363	1.0500e-003	0.0374		140.7359	140.7359	4.2200e-003		140.8414
Total	0.0584	0.0375	0.5139	1.4100e-003	0.1369	1.1400e-003	0.1381	0.0363	1.0500e-003	0.0374		140.7359	140.7359	4.2200e-003		140.8414

Mitigated Construction On-Site

	ROG	NOx	CO	SO2	Fugitive PM10	Exhaust PM10	PM10 Total	Fugitive PM2.5	Exhaust PM2.5	PM2.5 Total	Bio- CO2	NBio- CO2	Total CO2	CH4	N2O	CO2e
Category	lb/day										lb/day					
Fugitive Dust					18.0663	0.0000	18.0663	9.9307	0.0000	9.9307			0.0000			0.0000
Off-Road	3.8882	40.4971	21.1543	0.0380		2.0445	2.0445		1.8809	1.8809	0.0000	3,685.6569	3,685.6569	1.1920		3,715.4573
Total	3.8882	40.4971	21.1543	0.0380	18.0663	2.0445	20.1107	9.9307	1.8809	11.8116	0.0000	3,685.6569	3,685.6569	1.1920		3,715.4573

Village South Specific Plan (Proposed) - Los Angeles-South Coast County, Summer

3.3 Site Preparation - 2021**Mitigated Construction Off-Site**

	ROG	NOx	CO	SO2	Fugitive PM10	Exhaust PM10	PM10 Total	Fugitive PM2.5	Exhaust PM2.5	PM2.5 Total	Bio- CO2	NBio- CO2	Total CO2	CH4	N2O	CO2e
Category	lb/day										lb/day					
Hauling	0.0000	0.0000	0.0000	0.0000	0.0000	0.0000	0.0000	0.0000	0.0000	0.0000		0.0000	0.0000	0.0000		0.0000
Vendor	0.0000	0.0000	0.0000	0.0000	0.0000	0.0000	0.0000	0.0000	0.0000	0.0000		0.0000	0.0000	0.0000		0.0000
Worker	0.0584	0.0375	0.5139	1.4100e-003	0.1369	1.1400e-003	0.1381	0.0363	1.0500e-003	0.0374		140.7359	140.7359	4.2200e-003		140.8414
Total	0.0584	0.0375	0.5139	1.4100e-003	0.1369	1.1400e-003	0.1381	0.0363	1.0500e-003	0.0374		140.7359	140.7359	4.2200e-003		140.8414

3.4 Grading - 2021**Unmitigated Construction On-Site**

	ROG	NOx	CO	SO2	Fugitive PM10	Exhaust PM10	PM10 Total	Fugitive PM2.5	Exhaust PM2.5	PM2.5 Total	Bio- CO2	NBio- CO2	Total CO2	CH4	N2O	CO2e
Category	lb/day										lb/day					
Fugitive Dust					8.6733	0.0000	8.6733	3.5965	0.0000	3.5965			0.0000			0.0000
Off-Road	4.1912	46.3998	30.8785	0.0620		1.9853	1.9853		1.8265	1.8265		6,007.0434	6,007.0434	1.9428		6,055,6134
Total	4.1912	46.3998	30.8785	0.0620	8.6733	1.9853	10.6587	3.5965	1.8265	5.4230		6,007.0434	6,007.0434	1.9428		6,055,6134

Village South Specific Plan (Proposed) - Los Angeles-South Coast County, Summer

3.4 Grading - 2021**Unmitigated Construction Off-Site**

	ROG	NOx	CO	SO2	Fugitive PM10	Exhaust PM10	PM10 Total	Fugitive PM2.5	Exhaust PM2.5	PM2.5 Total	Bio- CO2	NBio- CO2	Total CO2	CH4	N2O	CO2e
Category	lb/day										lb/day					
Hauling	0.0000	0.0000	0.0000	0.0000	0.0000	0.0000	0.0000	0.0000	0.0000	0.0000		0.0000	0.0000	0.0000		0.0000
Vendor	0.0000	0.0000	0.0000	0.0000	0.0000	0.0000	0.0000	0.0000	0.0000	0.0000		0.0000	0.0000	0.0000		0.0000
Worker	0.0649	0.0417	0.5710	1.5700e-003	0.1521	1.2700e-003	0.1534	0.0404	1.1700e-003	0.0415		156.3732	156.3732	4.6900e-003		156.4904
Total	0.0649	0.0417	0.5710	1.5700e-003	0.1521	1.2700e-003	0.1534	0.0404	1.1700e-003	0.0415		156.3732	156.3732	4.6900e-003		156.4904

Mitigated Construction On-Site

	ROG	NOx	CO	SO2	Fugitive PM10	Exhaust PM10	PM10 Total	Fugitive PM2.5	Exhaust PM2.5	PM2.5 Total	Bio- CO2	NBio- CO2	Total CO2	CH4	N2O	CO2e
Category	lb/day										lb/day					
Fugitive Dust					8.6733	0.0000	8.6733	3.5965	0.0000	3.5965			0.0000			0.0000
Off-Road	4.1912	46.3998	30.8785	0.0620		1.9853	1.9853		1.8265	1.8265	0.0000	6,007.0434	6,007.0434	1.9428		6,055,6134
Total	4.1912	46.3998	30.8785	0.0620	8.6733	1.9853	10.6587	3.5965	1.8265	5.4230	0.0000	6,007.0434	6,007.0434	1.9428		6,055,6134

Village South Specific Plan (Proposed) - Los Angeles-South Coast County, Summer

3.4 Grading - 2021**Mitigated Construction Off-Site**

	ROG	NOx	CO	SO2	Fugitive PM10	Exhaust PM10	PM10 Total	Fugitive PM2.5	Exhaust PM2.5	PM2.5 Total	Bio- CO2	NBio- CO2	Total CO2	CH4	N2O	CO2e
Category	lb/day										lb/day					
Hauling	0.0000	0.0000	0.0000	0.0000	0.0000	0.0000	0.0000	0.0000	0.0000	0.0000		0.0000	0.0000	0.0000		0.0000
Vendor	0.0000	0.0000	0.0000	0.0000	0.0000	0.0000	0.0000	0.0000	0.0000	0.0000		0.0000	0.0000	0.0000		0.0000
Worker	0.0649	0.0417	0.5710	1.5700e-003	0.1521	1.2700e-003	0.1534	0.0404	1.1700e-003	0.0415		156.3732	156.3732	4.6900e-003		156.4904
Total	0.0649	0.0417	0.5710	1.5700e-003	0.1521	1.2700e-003	0.1534	0.0404	1.1700e-003	0.0415		156.3732	156.3732	4.6900e-003		156.4904

3.4 Grading - 2022**Unmitigated Construction On-Site**

	ROG	NOx	CO	SO2	Fugitive PM10	Exhaust PM10	PM10 Total	Fugitive PM2.5	Exhaust PM2.5	PM2.5 Total	Bio- CO2	NBio- CO2	Total CO2	CH4	N2O	CO2e
Category	lb/day										lb/day					
Fugitive Dust					8.6733	0.0000	8.6733	3.5965	0.0000	3.5965			0.0000			0.0000
Off-Road	3.6248	38.8435	29.0415	0.0621		1.6349	1.6349		1.5041	1.5041		6,011.4105	6,011.4105	1.9442		6,060.0158
Total	3.6248	38.8435	29.0415	0.0621	8.6733	1.6349	10.3082	3.5965	1.5041	5.1006		6,011.4105	6,011.4105	1.9442		6,060.0158

Village South Specific Plan (Proposed) - Los Angeles-South Coast County, Summer

3.4 Grading - 2022**Unmitigated Construction Off-Site**

	ROG	NOx	CO	SO2	Fugitive PM10	Exhaust PM10	PM10 Total	Fugitive PM2.5	Exhaust PM2.5	PM2.5 Total	Bio- CO2	NBio- CO2	Total CO2	CH4	N2O	CO2e
Category	lb/day										lb/day					
Hauling	0.0000	0.0000	0.0000	0.0000	0.0000	0.0000	0.0000	0.0000	0.0000	0.0000		0.0000	0.0000	0.0000		0.0000
Vendor	0.0000	0.0000	0.0000	0.0000	0.0000	0.0000	0.0000	0.0000	0.0000	0.0000		0.0000	0.0000	0.0000		0.0000
Worker	0.0607	0.0376	0.5263	1.5100e-003	0.1521	1.2300e-003	0.1534	0.0404	1.1300e-003	0.0415		150.8754	150.8754	4.2400e-003		150.9813
Total	0.0607	0.0376	0.5263	1.5100e-003	0.1521	1.2300e-003	0.1534	0.0404	1.1300e-003	0.0415		150.8754	150.8754	4.2400e-003		150.9813

Mitigated Construction On-Site

	ROG	NOx	CO	SO2	Fugitive PM10	Exhaust PM10	PM10 Total	Fugitive PM2.5	Exhaust PM2.5	PM2.5 Total	Bio- CO2	NBio- CO2	Total CO2	CH4	N2O	CO2e
Category	lb/day										lb/day					
Fugitive Dust					8.6733	0.0000	8.6733	3.5965	0.0000	3.5965			0.0000			0.0000
Off-Road	3.6248	38.8435	29.0415	0.0621		1.6349	1.6349		1.5041	1.5041	0.0000	6,011.4105	6,011.4105	1.9442		6,060.0158
Total	3.6248	38.8435	29.0415	0.0621	8.6733	1.6349	10.3082	3.5965	1.5041	5.1006	0.0000	6,011.4105	6,011.4105	1.9442		6,060.0158

Village South Specific Plan (Proposed) - Los Angeles-South Coast County, Summer

3.4 Grading - 2022**Mitigated Construction Off-Site**

	ROG	NOx	CO	SO2	Fugitive PM10	Exhaust PM10	PM10 Total	Fugitive PM2.5	Exhaust PM2.5	PM2.5 Total	Bio- CO2	NBio- CO2	Total CO2	CH4	N2O	CO2e
Category	lb/day										lb/day					
Hauling	0.0000	0.0000	0.0000	0.0000	0.0000	0.0000	0.0000	0.0000	0.0000	0.0000		0.0000	0.0000	0.0000		0.0000
Vendor	0.0000	0.0000	0.0000	0.0000	0.0000	0.0000	0.0000	0.0000	0.0000	0.0000		0.0000	0.0000	0.0000		0.0000
Worker	0.0607	0.0376	0.5263	1.5100e-003	0.1521	1.2300e-003	0.1534	0.0404	1.1300e-003	0.0415		150.8754	150.8754	4.2400e-003		150.9813
Total	0.0607	0.0376	0.5263	1.5100e-003	0.1521	1.2300e-003	0.1534	0.0404	1.1300e-003	0.0415		150.8754	150.8754	4.2400e-003		150.9813

3.5 Building Construction - 2022**Unmitigated Construction On-Site**

	ROG	NOx	CO	SO2	Fugitive PM10	Exhaust PM10	PM10 Total	Fugitive PM2.5	Exhaust PM2.5	PM2.5 Total	Bio- CO2	NBio- CO2	Total CO2	CH4	N2O	CO2e
Category	lb/day										lb/day					
Off-Road	1.7062	15.6156	16.3634	0.0269		0.8090	0.8090		0.7612	0.7612		2,554.3336	2,554.3336	0.6120		2,569.6322
Total	1.7062	15.6156	16.3634	0.0269		0.8090	0.8090		0.7612	0.7612		2,554.3336	2,554.3336	0.6120		2,569.6322

Village South Specific Plan (Proposed) - Los Angeles-South Coast County, Summer

3.5 Building Construction - 2022**Unmitigated Construction Off-Site**

	ROG	NOx	CO	SO2	Fugitive PM10	Exhaust PM10	PM10 Total	Fugitive PM2.5	Exhaust PM2.5	PM2.5 Total	Bio- CO2	NBio- CO2	Total CO2	CH4	N2O	CO2e
Category	lb/day										lb/day					
Hauling	0.0000	0.0000	0.0000	0.0000	0.0000	0.0000	0.0000	0.0000	0.0000	0.0000		0.0000	0.0000	0.0000		0.0000
Vendor	0.4079	13.2032	3.4341	0.0364	0.9155	0.0248	0.9404	0.2636	0.0237	0.2873		3,896.548 2	3,896.548 2	0.2236		3,902.138 4
Worker	2.4299	1.5074	21.0801	0.0607	6.0932	0.0493	6.1425	1.6163	0.0454	1.6617		6,042.558 5	6,042.558 5	0.1697		6,046.800 0
Total	2.8378	14.7106	24.5142	0.0971	7.0087	0.0741	7.0828	1.8799	0.0691	1.9490		9,939.106 7	9,939.106 7	0.3933		9,948.938 4

Mitigated Construction On-Site

	ROG	NOx	CO	SO2	Fugitive PM10	Exhaust PM10	PM10 Total	Fugitive PM2.5	Exhaust PM2.5	PM2.5 Total	Bio- CO2	NBio- CO2	Total CO2	CH4	N2O	CO2e
Category	lb/day										lb/day					
Off-Road	1.7062	15.6156	16.3634	0.0269		0.8090	0.8090		0.7612	0.7612	0.0000	2,554.333 6	2,554.333 6	0.6120		2,569.632 2
Total	1.7062	15.6156	16.3634	0.0269		0.8090	0.8090		0.7612	0.7612	0.0000	2,554.333 6	2,554.333 6	0.6120		2,569.632 2

Village South Specific Plan (Proposed) - Los Angeles-South Coast County, Summer

3.5 Building Construction - 2022**Mitigated Construction Off-Site**

	ROG	NOx	CO	SO2	Fugitive PM10	Exhaust PM10	PM10 Total	Fugitive PM2.5	Exhaust PM2.5	PM2.5 Total	Bio- CO2	NBio- CO2	Total CO2	CH4	N2O	CO2e
Category	lb/day										lb/day					
Hauling	0.0000	0.0000	0.0000	0.0000	0.0000	0.0000	0.0000	0.0000	0.0000	0.0000		0.0000	0.0000	0.0000		0.0000
Vendor	0.4079	13.2032	3.4341	0.0364	0.9155	0.0248	0.9404	0.2636	0.0237	0.2873		3,896.548 2	3,896.548 2	0.2236		3,902.138 4
Worker	2.4299	1.5074	21.0801	0.0607	6.0932	0.0493	6.1425	1.6163	0.0454	1.6617		6,042.558 5	6,042.558 5	0.1697		6,046.800 0
Total	2.8378	14.7106	24.5142	0.0971	7.0087	0.0741	7.0828	1.8799	0.0691	1.9490		9,939.106 7	9,939.106 7	0.3933		9,948.938 4

3.5 Building Construction - 2023**Unmitigated Construction On-Site**

	ROG	NOx	CO	SO2	Fugitive PM10	Exhaust PM10	PM10 Total	Fugitive PM2.5	Exhaust PM2.5	PM2.5 Total	Bio- CO2	NBio- CO2	Total CO2	CH4	N2O	CO2e
Category	lb/day										lb/day					
Off-Road	1.5728	14.3849	16.2440	0.0269		0.6997	0.6997		0.6584	0.6584		2,555.209 9	2,555.209 9	0.6079		2,570.406 1
Total	1.5728	14.3849	16.2440	0.0269		0.6997	0.6997		0.6584	0.6584		2,555.209 9	2,555.209 9	0.6079		2,570.406 1

Village South Specific Plan (Proposed) - Los Angeles-South Coast County, Summer

3.5 Building Construction - 2023**Unmitigated Construction Off-Site**

	ROG	NOx	CO	SO2	Fugitive PM10	Exhaust PM10	PM10 Total	Fugitive PM2.5	Exhaust PM2.5	PM2.5 Total	Bio- CO2	NBio- CO2	Total CO2	CH4	N2O	CO2e
Category	lb/day										lb/day					
Hauling	0.0000	0.0000	0.0000	0.0000	0.0000	0.0000	0.0000	0.0000	0.0000	0.0000		0.0000	0.0000	0.0000		0.0000
Vendor	0.3027	10.0181	3.1014	0.0352	0.9156	0.0116	0.9271	0.2636	0.0111	0.2747		3,773.876 2	3,773.876 2	0.1982		3,778.830 0
Worker	2.2780	1.3628	19.4002	0.0584	6.0932	0.0479	6.1411	1.6163	0.0441	1.6604		5,821.402 8	5,821.402 8	0.1529		5,825.225 4
Total	2.5807	11.3809	22.5017	0.0936	7.0088	0.0595	7.0682	1.8799	0.0552	1.9350		9,595.279 0	9,595.279 0	0.3511		9,604.055 4

Mitigated Construction On-Site

	ROG	NOx	CO	SO2	Fugitive PM10	Exhaust PM10	PM10 Total	Fugitive PM2.5	Exhaust PM2.5	PM2.5 Total	Bio- CO2	NBio- CO2	Total CO2	CH4	N2O	CO2e
Category	lb/day										lb/day					
Off-Road	1.5728	14.3849	16.2440	0.0269		0.6997	0.6997		0.6584	0.6584	0.0000	2,555.209 9	2,555.209 9	0.6079		2,570.406 1
Total	1.5728	14.3849	16.2440	0.0269		0.6997	0.6997		0.6584	0.6584	0.0000	2,555.209 9	2,555.209 9	0.6079		2,570.406 1

Village South Specific Plan (Proposed) - Los Angeles-South Coast County, Summer

3.5 Building Construction - 2023**Mitigated Construction Off-Site**

	ROG	NOx	CO	SO2	Fugitive PM10	Exhaust PM10	PM10 Total	Fugitive PM2.5	Exhaust PM2.5	PM2.5 Total	Bio- CO2	NBio- CO2	Total CO2	CH4	N2O	CO2e
Category	lb/day										lb/day					
Hauling	0.0000	0.0000	0.0000	0.0000	0.0000	0.0000	0.0000	0.0000	0.0000	0.0000		0.0000	0.0000	0.0000		0.0000
Vendor	0.3027	10.0181	3.1014	0.0352	0.9156	0.0116	0.9271	0.2636	0.0111	0.2747		3,773.876 2	3,773.876 2	0.1982		3,778.830 0
Worker	2.2780	1.3628	19.4002	0.0584	6.0932	0.0479	6.1411	1.6163	0.0441	1.6604		5,821.402 8	5,821.402 8	0.1529		5,825.225 4
Total	2.5807	11.3809	22.5017	0.0936	7.0088	0.0595	7.0682	1.8799	0.0552	1.9350		9,595.279 0	9,595.279 0	0.3511		9,604.055 4

3.6 Paving - 2023**Unmitigated Construction On-Site**

	ROG	NOx	CO	SO2	Fugitive PM10	Exhaust PM10	PM10 Total	Fugitive PM2.5	Exhaust PM2.5	PM2.5 Total	Bio- CO2	NBio- CO2	Total CO2	CH4	N2O	CO2e
Category	lb/day										lb/day					
Off-Road	1.0327	10.1917	14.5842	0.0228		0.5102	0.5102		0.4694	0.4694		2,207.584 1	2,207.584 1	0.7140		2,225.433 6
Paving	0.0000					0.0000	0.0000		0.0000	0.0000			0.0000			0.0000
Total	1.0327	10.1917	14.5842	0.0228		0.5102	0.5102		0.4694	0.4694		2,207.584 1	2,207.584 1	0.7140		2,225.433 6

Village South Specific Plan (Proposed) - Los Angeles-South Coast County, Summer

3.6 Paving - 2023**Unmitigated Construction Off-Site**

	ROG	NOx	CO	SO2	Fugitive PM10	Exhaust PM10	PM10 Total	Fugitive PM2.5	Exhaust PM2.5	PM2.5 Total	Bio- CO2	NBio- CO2	Total CO2	CH4	N2O	CO2e
Category	lb/day										lb/day					
Hauling	0.0000	0.0000	0.0000	0.0000	0.0000	0.0000	0.0000	0.0000	0.0000	0.0000		0.0000	0.0000	0.0000		0.0000
Vendor	0.0000	0.0000	0.0000	0.0000	0.0000	0.0000	0.0000	0.0000	0.0000	0.0000		0.0000	0.0000	0.0000		0.0000
Worker	0.0427	0.0255	0.3633	1.0900e-003	0.1141	9.0000e-004	0.1150	0.0303	8.3000e-004	0.0311		109.0150	109.0150	2.8600e-003		109.0866
Total	0.0427	0.0255	0.3633	1.0900e-003	0.1141	9.0000e-004	0.1150	0.0303	8.3000e-004	0.0311		109.0150	109.0150	2.8600e-003		109.0866

Mitigated Construction On-Site

	ROG	NOx	CO	SO2	Fugitive PM10	Exhaust PM10	PM10 Total	Fugitive PM2.5	Exhaust PM2.5	PM2.5 Total	Bio- CO2	NBio- CO2	Total CO2	CH4	N2O	CO2e
Category	lb/day										lb/day					
Off-Road	1.0327	10.1917	14.5842	0.0228		0.5102	0.5102		0.4694	0.4694	0.0000	2,207.5841	2,207.5841	0.7140		2,225.4336
Paving	0.0000					0.0000	0.0000		0.0000	0.0000			0.0000			0.0000
Total	1.0327	10.1917	14.5842	0.0228		0.5102	0.5102		0.4694	0.4694	0.0000	2,207.5841	2,207.5841	0.7140		2,225.4336

Village South Specific Plan (Proposed) - Los Angeles-South Coast County, Summer

3.6 Paving - 2023**Mitigated Construction Off-Site**

	ROG	NOx	CO	SO2	Fugitive PM10	Exhaust PM10	PM10 Total	Fugitive PM2.5	Exhaust PM2.5	PM2.5 Total	Bio- CO2	NBio- CO2	Total CO2	CH4	N2O	CO2e
Category	lb/day										lb/day					
Hauling	0.0000	0.0000	0.0000	0.0000	0.0000	0.0000	0.0000	0.0000	0.0000	0.0000		0.0000	0.0000	0.0000		0.0000
Vendor	0.0000	0.0000	0.0000	0.0000	0.0000	0.0000	0.0000	0.0000	0.0000	0.0000		0.0000	0.0000	0.0000		0.0000
Worker	0.0427	0.0255	0.3633	1.0900e-003	0.1141	9.0000e-004	0.1150	0.0303	8.3000e-004	0.0311		109.0150	109.0150	2.8600e-003		109.0866
Total	0.0427	0.0255	0.3633	1.0900e-003	0.1141	9.0000e-004	0.1150	0.0303	8.3000e-004	0.0311		109.0150	109.0150	2.8600e-003		109.0866

3.6 Paving - 2024**Unmitigated Construction On-Site**

	ROG	NOx	CO	SO2	Fugitive PM10	Exhaust PM10	PM10 Total	Fugitive PM2.5	Exhaust PM2.5	PM2.5 Total	Bio- CO2	NBio- CO2	Total CO2	CH4	N2O	CO2e
Category	lb/day										lb/day					
Off-Road	0.9882	9.5246	14.6258	0.0228		0.4685	0.4685		0.4310	0.4310		2,207.547 2	2,207.547 2	0.7140		2,225.396 3
Paving	0.0000					0.0000	0.0000		0.0000	0.0000			0.0000			0.0000
Total	0.9882	9.5246	14.6258	0.0228		0.4685	0.4685		0.4310	0.4310		2,207.547 2	2,207.547 2	0.7140		2,225.396 3

Village South Specific Plan (Proposed) - Los Angeles-South Coast County, Summer

3.6 Paving - 2024**Unmitigated Construction Off-Site**

	ROG	NOx	CO	SO2	Fugitive PM10	Exhaust PM10	PM10 Total	Fugitive PM2.5	Exhaust PM2.5	PM2.5 Total	Bio- CO2	NBio- CO2	Total CO2	CH4	N2O	CO2e
Category	lb/day										lb/day					
Hauling	0.0000	0.0000	0.0000	0.0000	0.0000	0.0000	0.0000	0.0000	0.0000	0.0000		0.0000	0.0000	0.0000		0.0000
Vendor	0.0000	0.0000	0.0000	0.0000	0.0000	0.0000	0.0000	0.0000	0.0000	0.0000		0.0000	0.0000	0.0000		0.0000
Worker	0.0403	0.0233	0.3384	1.0600e-003	0.1141	8.8000e-004	0.1150	0.0303	8.1000e-004	0.0311		105.6336	105.6336	2.6300e-003		105.6992
Total	0.0403	0.0233	0.3384	1.0600e-003	0.1141	8.8000e-004	0.1150	0.0303	8.1000e-004	0.0311		105.6336	105.6336	2.6300e-003		105.6992

Mitigated Construction On-Site

	ROG	NOx	CO	SO2	Fugitive PM10	Exhaust PM10	PM10 Total	Fugitive PM2.5	Exhaust PM2.5	PM2.5 Total	Bio- CO2	NBio- CO2	Total CO2	CH4	N2O	CO2e
Category	lb/day										lb/day					
Off-Road	0.9882	9.5246	14.6258	0.0228		0.4685	0.4685		0.4310	0.4310	0.0000	2,207.547 2	2,207.547 2	0.7140		2,225.396 3
Paving	0.0000					0.0000	0.0000		0.0000	0.0000			0.0000			0.0000
Total	0.9882	9.5246	14.6258	0.0228		0.4685	0.4685		0.4310	0.4310	0.0000	2,207.547 2	2,207.547 2	0.7140		2,225.396 3

Village South Specific Plan (Proposed) - Los Angeles-South Coast County, Summer

3.6 Paving - 2024**Mitigated Construction Off-Site**

	ROG	NOx	CO	SO2	Fugitive PM10	Exhaust PM10	PM10 Total	Fugitive PM2.5	Exhaust PM2.5	PM2.5 Total	Bio- CO2	NBio- CO2	Total CO2	CH4	N2O	CO2e
Category	lb/day										lb/day					
Hauling	0.0000	0.0000	0.0000	0.0000	0.0000	0.0000	0.0000	0.0000	0.0000	0.0000		0.0000	0.0000	0.0000		0.0000
Vendor	0.0000	0.0000	0.0000	0.0000	0.0000	0.0000	0.0000	0.0000	0.0000	0.0000		0.0000	0.0000	0.0000		0.0000
Worker	0.0403	0.0233	0.3384	1.0600e-003	0.1141	8.8000e-004	0.1150	0.0303	8.1000e-004	0.0311		105.6336	105.6336	2.6300e-003		105.6992
Total	0.0403	0.0233	0.3384	1.0600e-003	0.1141	8.8000e-004	0.1150	0.0303	8.1000e-004	0.0311		105.6336	105.6336	2.6300e-003		105.6992

3.7 Architectural Coating - 2024**Unmitigated Construction On-Site**

	ROG	NOx	CO	SO2	Fugitive PM10	Exhaust PM10	PM10 Total	Fugitive PM2.5	Exhaust PM2.5	PM2.5 Total	Bio- CO2	NBio- CO2	Total CO2	CH4	N2O	CO2e
Category	lb/day										lb/day					
Archit. Coating	236.4115					0.0000	0.0000		0.0000	0.0000			0.0000			0.0000
Off-Road	0.1808	1.2188	1.8101	2.9700e-003		0.0609	0.0609		0.0609	0.0609		281.4481	281.4481	0.0159		281.8443
Total	236.5923	1.2188	1.8101	2.9700e-003		0.0609	0.0609		0.0609	0.0609		281.4481	281.4481	0.0159		281.8443

Village South Specific Plan (Proposed) - Los Angeles-South Coast County, Summer

3.7 Architectural Coating - 2024**Unmitigated Construction Off-Site**

	ROG	NOx	CO	SO2	Fugitive PM10	Exhaust PM10	PM10 Total	Fugitive PM2.5	Exhaust PM2.5	PM2.5 Total	Bio- CO2	NBio- CO2	Total CO2	CH4	N2O	CO2e
Category	lb/day										lb/day					
Hauling	0.0000	0.0000	0.0000	0.0000	0.0000	0.0000	0.0000	0.0000	0.0000	0.0000		0.0000	0.0000	0.0000		0.0000
Vendor	0.0000	0.0000	0.0000	0.0000	0.0000	0.0000	0.0000	0.0000	0.0000	0.0000		0.0000	0.0000	0.0000		0.0000
Worker	0.4296	0.2481	3.6098	0.0113	1.2171	9.4300e-003	1.2266	0.3229	8.6800e-003	0.3315		1,126.7583	1,126.7583	0.0280		1,127.4583
Total	0.4296	0.2481	3.6098	0.0113	1.2171	9.4300e-003	1.2266	0.3229	8.6800e-003	0.3315		1,126.7583	1,126.7583	0.0280		1,127.4583

Mitigated Construction On-Site

	ROG	NOx	CO	SO2	Fugitive PM10	Exhaust PM10	PM10 Total	Fugitive PM2.5	Exhaust PM2.5	PM2.5 Total	Bio- CO2	NBio- CO2	Total CO2	CH4	N2O	CO2e
Category	lb/day										lb/day					
Archit. Coating	236.4115					0.0000	0.0000		0.0000	0.0000			0.0000			0.0000
Off-Road	0.1808	1.2188	1.8101	2.9700e-003		0.0609	0.0609		0.0609	0.0609	0.0000	281.4481	281.4481	0.0159		281.8443
Total	236.5923	1.2188	1.8101	2.9700e-003		0.0609	0.0609		0.0609	0.0609	0.0000	281.4481	281.4481	0.0159		281.8443

Village South Specific Plan (Proposed) - Los Angeles-South Coast County, Summer

3.7 Architectural Coating - 2024**Mitigated Construction Off-Site**

	ROG	NOx	CO	SO2	Fugitive PM10	Exhaust PM10	PM10 Total	Fugitive PM2.5	Exhaust PM2.5	PM2.5 Total	Bio- CO2	NBio- CO2	Total CO2	CH4	N2O	CO2e
Category	lb/day										lb/day					
Hauling	0.0000	0.0000	0.0000	0.0000	0.0000	0.0000	0.0000	0.0000	0.0000	0.0000		0.0000	0.0000	0.0000		0.0000
Vendor	0.0000	0.0000	0.0000	0.0000	0.0000	0.0000	0.0000	0.0000	0.0000	0.0000		0.0000	0.0000	0.0000		0.0000
Worker	0.4296	0.2481	3.6098	0.0113	1.2171	9.4300e-003	1.2266	0.3229	8.6800e-003	0.3315		1,126.7583	1,126.7583	0.0280		1,127.4583
Total	0.4296	0.2481	3.6098	0.0113	1.2171	9.4300e-003	1.2266	0.3229	8.6800e-003	0.3315		1,126.7583	1,126.7583	0.0280		1,127.4583

4.0 Operational Detail - Mobile**4.1 Mitigation Measures Mobile**

Village South Specific Plan (Proposed) - Los Angeles-South Coast County, Summer

	ROG	NOx	CO	SO2	Fugitive PM10	Exhaust PM10	PM10 Total	Fugitive PM2.5	Exhaust PM2.5	PM2.5 Total	Bio- CO2	NBio- CO2	Total CO2	CH4	N2O	CO2e
Category	lb/day										lb/day					
Mitigated	9.8489	45.4304	114.8495	0.4917	45.9592	0.3360	46.2951	12.2950	0.3119	12.6070		50,306.60 34	50,306.60 34	2.1807		50,361.12 08
Unmitigated	9.8489	45.4304	114.8495	0.4917	45.9592	0.3360	46.2951	12.2950	0.3119	12.6070		50,306.60 34	50,306.60 34	2.1807		50,361.12 08

4.2 Trip Summary Information

Land Use	Average Daily Trip Rate			Unmitigated	Mitigated
	Weekday	Saturday	Sunday	Annual VMT	Annual VMT
Apartments Low Rise	145.75	154.25	154.00	506,227	506,227
Apartments Mid Rise	4,026.75	3,773.25	4075.50	13,660,065	13,660,065
General Office Building	288.45	62.55	31.05	706,812	706,812
High Turnover (Sit Down Restaurant)	2,368.80	2,873.52	2817.72	3,413,937	3,413,937
Hotel	192.00	187.50	160.00	445,703	445,703
Quality Restaurant	501.12	511.92	461.20	707,488	707,488
Regional Shopping Center	528.08	601.44	357.84	1,112,221	1,112,221
Total	8,050.95	8,164.43	8,057.31	20,552,452	20,552,452

4.3 Trip Type Information

Village South Specific Plan (Proposed) - Los Angeles-South Coast County, Summer

Land Use	Miles			Trip %			Trip Purpose %		
	H-W or C-W	H-S or C-C	H-O or C-NW	H-W or C-W	H-S or C-C	H-O or C-NW	Primary	Diverted	Pass-by
Apartments Low Rise	14.70	5.90	8.70	40.20	19.20	40.60	86	11	3
Apartments Mid Rise	14.70	5.90	8.70	40.20	19.20	40.60	86	11	3
General Office Building	16.60	8.40	6.90	33.00	48.00	19.00	77	19	4
High Turnover (Sit Down	16.60	8.40	6.90	8.50	72.50	19.00	37	20	43
Hotel	16.60	8.40	6.90	19.40	61.60	19.00	58	38	4
Quality Restaurant	16.60	8.40	6.90	12.00	69.00	19.00	38	18	44
Regional Shopping Center	16.60	8.40	6.90	16.30	64.70	19.00	54	35	11

4.4 Fleet Mix

Land Use	LDA	LDT1	LDT2	MDV	LHD1	LHD2	MHD	HHD	OBUS	UBUS	MCY	SBUS	MH
Apartments Low Rise	0.543088	0.044216	0.209971	0.116369	0.014033	0.006332	0.021166	0.033577	0.002613	0.001817	0.005285	0.000712	0.000821
Apartments Mid Rise	0.543088	0.044216	0.209971	0.116369	0.014033	0.006332	0.021166	0.033577	0.002613	0.001817	0.005285	0.000712	0.000821
General Office Building	0.543088	0.044216	0.209971	0.116369	0.014033	0.006332	0.021166	0.033577	0.002613	0.001817	0.005285	0.000712	0.000821
High Turnover (Sit Down Restaurant)	0.543088	0.044216	0.209971	0.116369	0.014033	0.006332	0.021166	0.033577	0.002613	0.001817	0.005285	0.000712	0.000821
Hotel	0.543088	0.044216	0.209971	0.116369	0.014033	0.006332	0.021166	0.033577	0.002613	0.001817	0.005285	0.000712	0.000821
Quality Restaurant	0.543088	0.044216	0.209971	0.116369	0.014033	0.006332	0.021166	0.033577	0.002613	0.001817	0.005285	0.000712	0.000821
Regional Shopping Center	0.543088	0.044216	0.209971	0.116369	0.014033	0.006332	0.021166	0.033577	0.002613	0.001817	0.005285	0.000712	0.000821

5.0 Energy Detail

Historical Energy Use: N

5.1 Mitigation Measures Energy

Village South Specific Plan (Proposed) - Los Angeles-South Coast County, Summer

	ROG	NOx	CO	SO2	Fugitive PM10	Exhaust PM10	PM10 Total	Fugitive PM2.5	Exhaust PM2.5	PM2.5 Total	Bio- CO2	NBio- CO2	Total CO2	CH4	N2O	CO2e
Category	lb/day										lb/day					
NaturalGas Mitigated	0.7660	6.7462	4.2573	0.0418		0.5292	0.5292		0.5292	0.5292		8,355.983 2	8,355.983 2	0.1602	0.1532	8,405.638 7
NaturalGas Unmitigated	0.7660	6.7462	4.2573	0.0418		0.5292	0.5292		0.5292	0.5292		8,355.983 2	8,355.983 2	0.1602	0.1532	8,405.638 7

Village South Specific Plan (Proposed) - Los Angeles-South Coast County, Summer

5.2 Energy by Land Use - NaturalGas**Unmitigated**

	NaturalGas Use	ROG	NOx	CO	SO2	Fugitive PM10	Exhaust PM10	PM10 Total	Fugitive PM2.5	Exhaust PM2.5	PM2.5 Total	Bio- CO2	NBio- CO2	Total CO2	CH4	N2O	CO2e
Land Use	kBTU/yr	lb/day										lb/day					
Apartments Low Rise	1119.16	0.0121	0.1031	0.0439	6.6000e-004		8.3400e-003	8.3400e-003		8.3400e-003	8.3400e-003		131.6662	131.6662	2.5200e-003	2.4100e-003	132.4486
Apartments Mid Rise	35784.3	0.3859	3.2978	1.4033	0.0211		0.2666	0.2666		0.2666	0.2666		4,209.9164	4,209.9164	0.0807	0.0772	4,234.9339
General Office Building	1283.42	0.0138	0.1258	0.1057	7.5000e-004		9.5600e-003	9.5600e-003		9.5600e-003	9.5600e-003		150.9911	150.9911	2.8900e-003	2.7700e-003	151.8884
High Turnover (Sit Down Restaurant)	22759.9	0.2455	2.2314	1.8743	0.0134		0.1696	0.1696		0.1696	0.1696		2,677.6342	2,677.6342	0.0513	0.0491	2,693.5460
Hotel	4769.72	0.0514	0.4676	0.3928	2.8100e-003		0.0355	0.0355		0.0355	0.0355		561.1436	561.1436	0.0108	0.0103	564.4782
Quality Restaurant	5057.75	0.0545	0.4959	0.4165	2.9800e-003		0.0377	0.0377		0.0377	0.0377		595.0298	595.0298	0.0114	0.0109	598.5658
Regional Shopping Center	251.616	2.7100e-003	0.0247	0.0207	1.5000e-004		1.8700e-003	1.8700e-003		1.8700e-003	1.8700e-003		29.6019	29.6019	5.7000e-004	5.4000e-004	29.7778
Total		0.7660	6.7463	4.2573	0.0418		0.5292	0.5292		0.5292	0.5292		8,355.9832	8,355.9832	0.1602	0.1532	8,405.6387

Village South Specific Plan (Proposed) - Los Angeles-South Coast County, Summer

5.2 Energy by Land Use - NaturalGas**Mitigated**

	NaturalGas Use	ROG	NOx	CO	SO2	Fugitive PM10	Exhaust PM10	PM10 Total	Fugitive PM2.5	Exhaust PM2.5	PM2.5 Total	Bio- CO2	NBio- CO2	Total CO2	CH4	N2O	CO2e
Land Use	kBTU/yr	lb/day										lb/day					
Apartments Low Rise	1.11916	0.0121	0.1031	0.0439	6.6000e-004		8.3400e-003	8.3400e-003		8.3400e-003	8.3400e-003		131.6662	131.6662	2.5200e-003	2.4100e-003	132.4486
Apartments Mid Rise	35.7843	0.3859	3.2978	1.4033	0.0211		0.2666	0.2666		0.2666	0.2666		4,209.9164	4,209.9164	0.0807	0.0772	4,234.9339
General Office Building	1.28342	0.0138	0.1258	0.1057	7.5000e-004		9.5600e-003	9.5600e-003		9.5600e-003	9.5600e-003		150.9911	150.9911	2.8900e-003	2.7700e-003	151.8884
High Turnover (Sit Down Restaurant)	22.7599	0.2455	2.2314	1.8743	0.0134		0.1696	0.1696		0.1696	0.1696		2,677.6342	2,677.6342	0.0513	0.0491	2,693.5460
Hotel	4.76972	0.0514	0.4676	0.3928	2.8100e-003		0.0355	0.0355		0.0355	0.0355		561.1436	561.1436	0.0108	0.0103	564.4782
Quality Restaurant	5.05775	0.0545	0.4959	0.4165	2.9800e-003		0.0377	0.0377		0.0377	0.0377		595.0298	595.0298	0.0114	0.0109	598.5658
Regional Shopping Center	0.251616	2.7100e-003	0.0247	0.0207	1.5000e-004		1.8700e-003	1.8700e-003		1.8700e-003	1.8700e-003		29.6019	29.6019	5.7000e-004	5.4000e-004	29.7778
Total		0.7660	6.7463	4.2573	0.0418		0.5292	0.5292		0.5292	0.5292		8,355.9832	8,355.9832	0.1602	0.1532	8,405.6387

6.0 Area Detail**6.1 Mitigation Measures Area**

Village South Specific Plan (Proposed) - Los Angeles-South Coast County, Summer

	ROG	NOx	CO	SO2	Fugitive PM10	Exhaust PM10	PM10 Total	Fugitive PM2.5	Exhaust PM2.5	PM2.5 Total	Bio- CO2	NBio- CO2	Total CO2	CH4	N2O	CO2e
Category	lb/day										lb/day					
Mitigated	30.5020	15.0496	88.4430	0.0944		1.5974	1.5974		1.5974	1.5974	0.0000	18,148.5950	18,148.5950	0.4874	0.3300	18,259.1192
Unmitigated	30.5020	15.0496	88.4430	0.0944		1.5974	1.5974		1.5974	1.5974	0.0000	18,148.5950	18,148.5950	0.4874	0.3300	18,259.1192

6.2 Area by SubCategory

Unmitigated

	ROG	NOx	CO	SO2	Fugitive PM10	Exhaust PM10	PM10 Total	Fugitive PM2.5	Exhaust PM2.5	PM2.5 Total	Bio- CO2	NBio- CO2	Total CO2	CH4	N2O	CO2e
SubCategory	lb/day										lb/day					
Architectural Coating	2.2670					0.0000	0.0000		0.0000	0.0000			0.0000			0.0000
Consumer Products	24.1085					0.0000	0.0000		0.0000	0.0000			0.0000			0.0000
Hearth	1.6500	14.1000	6.0000	0.0900		1.1400	1.1400		1.1400	1.1400	0.0000	18,000.0000	18,000.0000	0.3450	0.3300	18,106.9650
Landscaping	2.4766	0.9496	82.4430	4.3600e-003		0.4574	0.4574		0.4574	0.4574		148.5950	148.5950	0.1424		152.1542
Total	30.5020	15.0496	88.4430	0.0944		1.5974	1.5974		1.5974	1.5974	0.0000	18,148.5950	18,148.5950	0.4874	0.3300	18,259.1192

Village South Specific Plan (Proposed) - Los Angeles-South Coast County, Summer

6.2 Area by SubCategory**Mitigated**

	ROG	NOx	CO	SO2	Fugitive PM10	Exhaust PM10	PM10 Total	Fugitive PM2.5	Exhaust PM2.5	PM2.5 Total	Bio- CO2	NBio- CO2	Total CO2	CH4	N2O	CO2e
SubCategory	lb/day										lb/day					
Architectural Coating	2.2670					0.0000	0.0000		0.0000	0.0000			0.0000			0.0000
Consumer Products	24.1085					0.0000	0.0000		0.0000	0.0000			0.0000			0.0000
Hearth	1.6500	14.1000	6.0000	0.0900		1.1400	1.1400		1.1400	1.1400	0.0000	18,000.0000	18,000.0000	0.3450	0.3300	18,106.9650
Landscaping	2.4766	0.9496	82.4430	4.3600e-003		0.4574	0.4574		0.4574	0.4574		148.5950	148.5950	0.1424		152.1542
Total	30.5020	15.0496	88.4430	0.0944		1.5974	1.5974		1.5974	1.5974	0.0000	18,148.5950	18,148.5950	0.4874	0.3300	18,259.1192

7.0 Water Detail**7.1 Mitigation Measures Water****8.0 Waste Detail****8.1 Mitigation Measures Waste****9.0 Operational Offroad**

Equipment Type	Number	Hours/Day	Days/Year	Horse Power	Load Factor	Fuel Type
----------------	--------	-----------	-----------	-------------	-------------	-----------

10.0 Stationary Equipment

Village South Specific Plan (Proposed) - Los Angeles-South Coast County, Summer

Fire Pumps and Emergency Generators

Equipment Type	Number	Hours/Day	Hours/Year	Horse Power	Load Factor	Fuel Type
----------------	--------	-----------	------------	-------------	-------------	-----------

Boilers

Equipment Type	Number	Heat Input/Day	Heat Input/Year	Boiler Rating	Fuel Type
----------------	--------	----------------	-----------------	---------------	-----------

User Defined Equipment

Equipment Type	Number
----------------	--------

11.0 Vegetation

Village South Specific Plan (Proposed) - Los Angeles-South Coast County, Winter

Village South Specific Plan (Proposed)

Los Angeles-South Coast County, Winter

1.0 Project Characteristics

1.1 Land Usage

Land Uses	Size	Metric	Lot Acreage	Floor Surface Area	Population
General Office Building	45.00	1000sqft	1.03	45,000.00	0
High Turnover (Sit Down Restaurant)	36.00	1000sqft	0.83	36,000.00	0
Hotel	50.00	Room	1.67	72,600.00	0
Quality Restaurant	8.00	1000sqft	0.18	8,000.00	0
Apartments Low Rise	25.00	Dwelling Unit	1.56	25,000.00	72
Apartments Mid Rise	975.00	Dwelling Unit	25.66	975,000.00	2789
Regional Shopping Center	56.00	1000sqft	1.29	56,000.00	0

1.2 Other Project Characteristics

Urbanization	Urban	Wind Speed (m/s)	2.2	Precipitation Freq (Days)	33
Climate Zone	9			Operational Year	2028
Utility Company	Southern California Edison				
CO2 Intensity (lb/MWhr)	702.44	CH4 Intensity (lb/MWhr)	0.029	N2O Intensity (lb/MWhr)	0.006

1.3 User Entered Comments & Non-Default Data

Village South Specific Plan (Proposed) - Los Angeles-South Coast County, Winter

Project Characteristics - Consistent with the DEIR's model.

Land Use - See SWAPE comment regarding residential and retail land uses.

Construction Phase - See SWAPE comment regarding individual construction phase lengths.

Demolition - Consistent with the DEIR's model. See SWAPE comment regarding demolition.

Vehicle Trips - Saturday trips consistent with the DEIR's model. See SWAPE comment regarding weekday and Sunday trips.

Woodstoves - Woodstoves and wood-burning fireplaces consistent with the DEIR's model. See SWAPE comment regarding gas fireplaces.

Energy Use -

Construction Off-road Equipment Mitigation - See SWAPE comment on construction-related mitigation.

Area Mitigation - See SWAPE comment regarding operational mitigation measures.

Water Mitigation - See SWAPE comment regarding operational mitigation measures.

Trips and VMT - Local hire provision

Table Name	Column Name	Default Value	New Value
tblFireplaces	FireplaceWoodMass	1,019.20	0.00
tblFireplaces	FireplaceWoodMass	1,019.20	0.00
tblFireplaces	NumberWood	1.25	0.00
tblFireplaces	NumberWood	48.75	0.00
tblTripsAndVMT	WorkerTripLength	14.70	10.00
tblTripsAndVMT	WorkerTripLength	14.70	10.00
tblTripsAndVMT	WorkerTripLength	14.70	10.00
tblTripsAndVMT	WorkerTripLength	14.70	10.00
tblTripsAndVMT	WorkerTripLength	14.70	10.00
tblTripsAndVMT	WorkerTripLength	14.70	10.00
tblVehicleTrips	ST_TR	7.16	6.17
tblVehicleTrips	ST_TR	6.39	3.87
tblVehicleTrips	ST_TR	2.46	1.39
tblVehicleTrips	ST_TR	158.37	79.82

Village South Specific Plan (Proposed) - Los Angeles-South Coast County, Winter

tblVehicleTrips	ST_TR	8.19	3.75
tblVehicleTrips	ST_TR	94.36	63.99
tblVehicleTrips	ST_TR	49.97	10.74
tblVehicleTrips	SU_TR	6.07	6.16
tblVehicleTrips	SU_TR	5.86	4.18
tblVehicleTrips	SU_TR	1.05	0.69
tblVehicleTrips	SU_TR	131.84	78.27
tblVehicleTrips	SU_TR	5.95	3.20
tblVehicleTrips	SU_TR	72.16	57.65
tblVehicleTrips	SU_TR	25.24	6.39
tblVehicleTrips	WD_TR	6.59	5.83
tblVehicleTrips	WD_TR	6.65	4.13
tblVehicleTrips	WD_TR	11.03	6.41
tblVehicleTrips	WD_TR	127.15	65.80
tblVehicleTrips	WD_TR	8.17	3.84
tblVehicleTrips	WD_TR	89.95	62.64
tblVehicleTrips	WD_TR	42.70	9.43
tblWoodstoves	NumberCatalytic	1.25	0.00
tblWoodstoves	NumberCatalytic	48.75	0.00
tblWoodstoves	NumberNoncatalytic	1.25	0.00
tblWoodstoves	NumberNoncatalytic	48.75	0.00
tblWoodstoves	WoodstoveDayYear	25.00	0.00
tblWoodstoves	WoodstoveDayYear	25.00	0.00
tblWoodstoves	WoodstoveWoodMass	999.60	0.00
tblWoodstoves	WoodstoveWoodMass	999.60	0.00

2.0 Emissions Summary

Village South Specific Plan (Proposed) - Los Angeles-South Coast County, Winter

2.1 Overall Construction (Maximum Daily Emission)**Unmitigated Construction**

	ROG	NOx	CO	SO2	Fugitive PM10	Exhaust PM10	PM10 Total	Fugitive PM2.5	Exhaust PM2.5	PM2.5 Total	Bio- CO2	NBio- CO2	Total CO2	CH4	N2O	CO2e
Year	lb/day										lb/day					
2021	4.2621	46.4460	31.4068	0.0635	18.2032	2.0456	20.2488	9.9670	1.8820	11.8490	0.0000	6,154.3377	6,154.3377	1.9472	0.0000	6,203.0186
2022	4.7966	38.8851	39.6338	0.1195	8.8255	1.6361	10.4616	3.6369	1.5052	5.1421	0.0000	12,035.3440	12,035.3440	1.9482	0.0000	12,060.6013
2023	4.3939	25.8648	37.5031	0.1162	7.0088	0.7598	7.7685	1.8799	0.7142	2.5940	0.0000	11,710.4080	11,710.4080	0.9617	0.0000	11,734.4497
2024	237.0656	9.5503	14.9372	0.0238	1.2171	0.4694	1.2875	0.3229	0.4319	0.4621	0.0000	2,307.0517	2,307.0517	0.7164	0.0000	2,324.9627
Maximum	237.0656	46.4460	39.6338	0.1195	18.2032	2.0456	20.2488	9.9670	1.8820	11.8490	0.0000	12,035.3440	12,035.3440	1.9482	0.0000	12,060.6013

Village South Specific Plan (Proposed) - Los Angeles-South Coast County, Winter

2.1 Overall Construction (Maximum Daily Emission)

Mitigated Construction

	ROG	NOx	CO	SO2	Fugitive PM10	Exhaust PM10	PM10 Total	Fugitive PM2.5	Exhaust PM2.5	PM2.5 Total	Bio- CO2	NBio- CO2	Total CO2	CH4	N2O	CO2e
Year	lb/day										lb/day					
2021	4.2621	46.4460	31.4068	0.0635	18.2032	2.0456	20.2488	9.9670	1.8820	11.8490	0.0000	6,154.3377	6,154.3377	1.9472	0.0000	6,203.0186
2022	4.7966	38.8851	39.6338	0.1195	8.8255	1.6361	10.4616	3.6369	1.5052	5.1421	0.0000	12,035.3440	12,035.3440	1.9482	0.0000	12,060.6013
2023	4.3939	25.8648	37.5031	0.1162	7.0088	0.7598	7.7685	1.8799	0.7142	2.5940	0.0000	11,710.4080	11,710.4080	0.9617	0.0000	11,734.4497
2024	237.0656	9.5503	14.9372	0.0238	1.2171	0.4694	1.2875	0.3229	0.4319	0.4621	0.0000	2,307.0517	2,307.0517	0.7164	0.0000	2,324.9627
Maximum	237.0656	46.4460	39.6338	0.1195	18.2032	2.0456	20.2488	9.9670	1.8820	11.8490	0.0000	12,035.3440	12,035.3440	1.9482	0.0000	12,060.6013

[illegible]

Village South Specific Plan (Proposed) - Los Angeles-South Coast County, Winter

2.2 Overall Operational
Unmitigated Operational

Category	lb/day																
	ROG	NOx	CO	SO2	Fugitive PM10	Exhaust PM10	PM10 Total	Fugitive PM2.5	Exhaust PM2.5	PM2.5 Total	Bio- CO2	NBio- CO2	Total CO2	CH4	N2O	CO2e	
Area	30.5020	15.0496	88.4430	0.0944	1.5974	1.5974	1.5974	1.5974	1.5974	1.5974	0.0000	18,148.59	18,148.59	0.4874	0.3300	18,259.11	
Energy	0.7660	6.7462	4.2573	0.0418	0.5292	0.5292	0.5292	0.5292	0.5292	0.5292		8,355.983	8,355.983	0.1602	0.1532	8,405.638	
Mobile	9.5233	45.9914	110.0422	0.4681	45.9592	0.3373	46.2965	12.2950	0.3132	12.6083		47,917.80	47,917.80	2.1953		47,972.68	
Total	40.7912	67.7872	202.7424	0.6043	45.9592	2.4640	48.4231	12.2950	2.4399	14.7349	0.0000	74,422.37	74,422.37	2.8429	0.4832	74,637.44	
												87	87			17	

Mitigated Operational

Category	lb/day												lb/day			
	ROG	NOx	CO	SO2	Fugitive PM10	Exhaust PM10	PM10 Total	Fugitive PM2.5	Exhaust PM2.5	PM2.5 Total	Bio- CO2	NBIO- CO2	Total CO2	CH4	N2O	CO2e
Area	30.5020	15.0496	88.4430	0.0944	1.5974	1.5974	1.5974	1.5974	1.5974	1.5974	0.0000	18,148.59	18,148.59	0.4874	0.3300	18,259.11
Energy	0.7660	6.7462	4.2573	0.0418	0.5292	0.5292	0.5292	0.5292	0.5292	0.5292		8,355.983	8,355.983	0.1602	0.1532	8,405.638
Mobile	9.5233	45.9914	110.0422	0.4681	45.9592	0.3373	46.2965	12.2950	0.3132	12.6083		47,917.80	47,917.80	2.1953		47,972.68
Total	40.7912	67.7872	202.7424	0.6043	45.9592	2.4640	48.4231	12.2950	2.4399	14.7349	0.0000	74,422.37	74,422.37	2.8429	0.4832	74,637.44
												87	87			17

Village South Specific Plan (Proposed) - Los Angeles-South Coast County, Winter

	ROG	NOx	CO	SO2	Fugitive PM10	Exhaust PM10	PM10 Total	Fugitive PM2.5	Exhaust PM2.5	PM2.5 Total	Bio- CO2	NBio-CO2	Total CO2	CH4	N2O	CO2e
Percent Reduction	0.00	0.00	0.00	0.00	0.00	0.00	0.00	0.00	0.00	0.00	0.00	0.00	0.00	0.00	0.00	0.00

3.0 Construction Detail

Construction Phase

Phase Number	Phase Name	Phase Type	Start Date	End Date	Num Days Week	Num Days	Phase Description
1	Demolition	Demolition	9/1/2021	10/12/2021	5	30	
2	Site Preparation	Site Preparation	10/13/2021	11/9/2021	5	20	
3	Grading	Grading	11/10/2021	1/11/2022	5	45	
4	Building Construction	Building Construction	1/12/2022	12/12/2023	5	500	
5	Paving	Paving	12/13/2023	1/30/2024	5	35	
6	Architectural Coating	Architectural Coating	1/31/2024	3/19/2024	5	35	

Acres of Grading (Site Preparation Phase): 0

Acres of Grading (Grading Phase): 112.5

Acres of Paving: 0

Residential Indoor: 2,025,000; Residential Outdoor: 675,000; Non-Residential Indoor: 326,400; Non-Residential Outdoor: 108,800; Striped Parking Area: 0 (Architectural Coating – sqft)

OffRoad Equipment

Village South Specific Plan (Proposed) - Los Angeles-South Coast County, Winter

Phase Name	Offroad Equipment Type	Amount	Usage Hours	Horse Power	Load Factor
Demolition	Concrete/Industrial Saws	1	8.00	81	0.73
Demolition	Excavators	3	8.00	158	0.38
Demolition	Rubber Tired Dozers	2	8.00	247	0.40
Site Preparation	Rubber Tired Dozers	3	8.00	247	0.40
Site Preparation	Tractors/Loaders/Backhoes	4	8.00	97	0.37
Grading	Excavators	2	8.00	158	0.38
Grading	Graders	1	8.00	187	0.41
Grading	Rubber Tired Dozers	1	8.00	247	0.40
Grading	Scrapers	2	8.00	367	0.48
Grading	Tractors/Loaders/Backhoes	2	8.00	97	0.37
Building Construction	Cranes	1	7.00	231	0.29
Building Construction	Forklifts	3	8.00	89	0.20
Building Construction	Generator Sets	1	8.00	84	0.74
Building Construction	Tractors/Loaders/Backhoes	3	7.00	97	0.37
Building Construction	Welders	1	8.00	46	0.45
Paving	Pavers	2	8.00	130	0.42
Paving	Paving Equipment	2	8.00	132	0.36
Paving	Rollers	2	8.00	80	0.38
Architectural Coating	Air Compressors	1	6.00	78	0.48

Trips and VMT

Village South Specific Plan (Proposed) - Los Angeles-South Coast County, Winter

Phase Name	Offroad Equipment Count	Worker Trip Number	Vendor Trip Number	Hauling Trip Number	Worker Trip Length	Vendor Trip Length	Hauling Trip Length	Worker Vehicle Class	Vendor Vehicle Class	Hauling Vehicle Class
Demolition	6	15.00	0.00	458.00	10.00	6.90	20.00	LD_Mix	HDT_Mix	HHDT
Site Preparation	7	18.00	0.00	0.00	10.00	6.90	20.00	LD_Mix	HDT_Mix	HHDT
Grading	8	20.00	0.00	0.00	10.00	6.90	20.00	LD_Mix	HDT_Mix	HHDT
Building Construction	9	801.00	143.00	0.00	10.00	6.90	20.00	LD_Mix	HDT_Mix	HHDT
Paving	6	15.00	0.00	0.00	10.00	6.90	20.00	LD_Mix	HDT_Mix	HHDT
Architectural Coating	1	160.00	0.00	0.00	10.00	6.90	20.00	LD_Mix	HDT_Mix	HHDT

3.1 Mitigation Measures Construction

3.2 Demolition - 2021

Unmitigated Construction On-Site

	ROG	NOx	CO	SO2	Fugitive PM10	Exhaust PM10	PM10 Total	Fugitive PM2.5	Exhaust PM2.5	PM2.5 Total	Bio- CO2	NBio- CO2	Total CO2	CH4	N2O	CO2e
Category	lb/day										lb/day					
Fugitive Dust					3.3074	0.0000	3.3074	0.5008	0.0000	0.5008			0.0000			0.0000
Off-Road	3.1651	31.4407	21.5650	0.0388		1.5513	1.5513		1.4411	1.4411		3,747.9449	3,747.9449	1.0549		3,774.3174
Total	3.1651	31.4407	21.5650	0.0388	3.3074	1.5513	4.8588	0.5008	1.4411	1.9419		3,747.9449	3,747.9449	1.0549		3,774.3174

Village South Specific Plan (Proposed) - Los Angeles-South Coast County, Winter

3.2 Demolition - 2021**Unmitigated Construction Off-Site**

	ROG	NOx	CO	SO2	Fugitive PM10	Exhaust PM10	PM10 Total	Fugitive PM2.5	Exhaust PM2.5	PM2.5 Total	Bio- CO2	NBio- CO2	Total CO2	CH4	N2O	CO2e
Category	lb/day										lb/day					
Hauling	0.1304	4.1454	1.0182	0.0117	0.2669	0.0128	0.2797	0.0732	0.0122	0.0854		1,269.8555	1,269.8555	0.0908		1,272.1252
Vendor	0.0000	0.0000	0.0000	0.0000	0.0000	0.0000	0.0000	0.0000	0.0000	0.0000		0.0000	0.0000	0.0000		0.0000
Worker	0.0532	0.0346	0.3963	1.1100e-003	0.1141	9.5000e-004	0.1151	0.0303	8.8000e-004	0.0311		110.4707	110.4707	3.3300e-003		110.5539
Total	0.1835	4.1800	1.4144	0.0128	0.3810	0.0137	0.3948	0.1034	0.0131	0.1165		1,380.3262	1,380.3262	0.0941		1,382.6791

Mitigated Construction On-Site

	ROG	NOx	CO	SO2	Fugitive PM10	Exhaust PM10	PM10 Total	Fugitive PM2.5	Exhaust PM2.5	PM2.5 Total	Bio- CO2	NBio- CO2	Total CO2	CH4	N2O	CO2e
Category	lb/day										lb/day					
Fugitive Dust					3.3074	0.0000	3.3074	0.5008	0.0000	0.5008			0.0000			0.0000
Off-Road	3.1651	31.4407	21.5650	0.0388		1.5513	1.5513		1.4411	1.4411	0.0000	3,747.9449	3,747.9449	1.0549		3,774.3174
Total	3.1651	31.4407	21.5650	0.0388	3.3074	1.5513	4.8588	0.5008	1.4411	1.9419	0.0000	3,747.9449	3,747.9449	1.0549		3,774.3174

Village South Specific Plan (Proposed) - Los Angeles-South Coast County, Winter

3.2 Demolition - 2021**Mitigated Construction Off-Site**

	ROG	NOx	CO	SO2	Fugitive PM10	Exhaust PM10	PM10 Total	Fugitive PM2.5	Exhaust PM2.5	PM2.5 Total	Bio- CO2	NBio- CO2	Total CO2	CH4	N2O	CO2e
Category	lb/day										lb/day					
Hauling	0.1304	4.1454	1.0182	0.0117	0.2669	0.0128	0.2797	0.0732	0.0122	0.0854		1,269.855 5	1,269.855 5	0.0908		1,272.125 2
Vendor	0.0000	0.0000	0.0000	0.0000	0.0000	0.0000	0.0000	0.0000	0.0000	0.0000		0.0000	0.0000	0.0000		0.0000
Worker	0.0532	0.0346	0.3963	1.1100e-003	0.1141	9.5000e-004	0.1151	0.0303	8.8000e-004	0.0311		110.4707	110.4707	3.3300e-003		110.5539
Total	0.1835	4.1800	1.4144	0.0128	0.3810	0.0137	0.3948	0.1034	0.0131	0.1165		1,380.326 2	1,380.326 2	0.0941		1,382.679 1

3.3 Site Preparation - 2021**Unmitigated Construction On-Site**

	ROG	NOx	CO	SO2	Fugitive PM10	Exhaust PM10	PM10 Total	Fugitive PM2.5	Exhaust PM2.5	PM2.5 Total	Bio- CO2	NBio- CO2	Total CO2	CH4	N2O	CO2e
Category	lb/day										lb/day					
Fugitive Dust					18.0663	0.0000	18.0663	9.9307	0.0000	9.9307			0.0000			0.0000
Off-Road	3.8882	40.4971	21.1543	0.0380		2.0445	2.0445		1.8809	1.8809		3,685.656 9	3,685.656 9	1.1920		3,715.457 3
Total	3.8882	40.4971	21.1543	0.0380	18.0663	2.0445	20.1107	9.9307	1.8809	11.8116		3,685.656 9	3,685.656 9	1.1920		3,715.457 3

Village South Specific Plan (Proposed) - Los Angeles-South Coast County, Winter

3.3 Site Preparation - 2021**Unmitigated Construction Off-Site**

	ROG	NOx	CO	SO2	Fugitive PM10	Exhaust PM10	PM10 Total	Fugitive PM2.5	Exhaust PM2.5	PM2.5 Total	Bio- CO2	NBio- CO2	Total CO2	CH4	N2O	CO2e
Category	lb/day										lb/day					
Hauling	0.0000	0.0000	0.0000	0.0000	0.0000	0.0000	0.0000	0.0000	0.0000	0.0000		0.0000	0.0000	0.0000		0.0000
Vendor	0.0000	0.0000	0.0000	0.0000	0.0000	0.0000	0.0000	0.0000	0.0000	0.0000		0.0000	0.0000	0.0000		0.0000
Worker	0.0638	0.0415	0.4755	1.3300e-003	0.1369	1.1400e-003	0.1381	0.0363	1.0500e-003	0.0374		132.5649	132.5649	3.9900e-003		132.6646
Total	0.0638	0.0415	0.4755	1.3300e-003	0.1369	1.1400e-003	0.1381	0.0363	1.0500e-003	0.0374		132.5649	132.5649	3.9900e-003		132.6646

Mitigated Construction On-Site

	ROG	NOx	CO	SO2	Fugitive PM10	Exhaust PM10	PM10 Total	Fugitive PM2.5	Exhaust PM2.5	PM2.5 Total	Bio- CO2	NBio- CO2	Total CO2	CH4	N2O	CO2e
Category	lb/day										lb/day					
Fugitive Dust					18.0663	0.0000	18.0663	9.9307	0.0000	9.9307			0.0000			0.0000
Off-Road	3.8882	40.4971	21.1543	0.0380		2.0445	2.0445		1.8809	1.8809	0.0000	3,685.6569	3,685.6569	1.1920		3,715.4573
Total	3.8882	40.4971	21.1543	0.0380	18.0663	2.0445	20.1107	9.9307	1.8809	11.8116	0.0000	3,685.6569	3,685.6569	1.1920		3,715.4573

Village South Specific Plan (Proposed) - Los Angeles-South Coast County, Winter

3.3 Site Preparation - 2021**Mitigated Construction Off-Site**

	ROG	NOx	CO	SO2	Fugitive PM10	Exhaust PM10	PM10 Total	Fugitive PM2.5	Exhaust PM2.5	PM2.5 Total	Bio- CO2	NBio- CO2	Total CO2	CH4	N2O	CO2e
Category	lb/day										lb/day					
Hauling	0.0000	0.0000	0.0000	0.0000	0.0000	0.0000	0.0000	0.0000	0.0000	0.0000		0.0000	0.0000	0.0000		0.0000
Vendor	0.0000	0.0000	0.0000	0.0000	0.0000	0.0000	0.0000	0.0000	0.0000	0.0000		0.0000	0.0000	0.0000		0.0000
Worker	0.0638	0.0415	0.4755	1.3300e-003	0.1369	1.1400e-003	0.1381	0.0363	1.0500e-003	0.0374		132.5649	132.5649	3.9900e-003		132.6646
Total	0.0638	0.0415	0.4755	1.3300e-003	0.1369	1.1400e-003	0.1381	0.0363	1.0500e-003	0.0374		132.5649	132.5649	3.9900e-003		132.6646

3.4 Grading - 2021**Unmitigated Construction On-Site**

	ROG	NOx	CO	SO2	Fugitive PM10	Exhaust PM10	PM10 Total	Fugitive PM2.5	Exhaust PM2.5	PM2.5 Total	Bio- CO2	NBio- CO2	Total CO2	CH4	N2O	CO2e
Category	lb/day										lb/day					
Fugitive Dust					8.6733	0.0000	8.6733	3.5965	0.0000	3.5965			0.0000			0.0000
Off-Road	4.1912	46.3998	30.8785	0.0620		1.9853	1.9853		1.8265	1.8265		6,007.0434	6,007.0434	1.9428		6,055.6134
Total	4.1912	46.3998	30.8785	0.0620	8.6733	1.9853	10.6587	3.5965	1.8265	5.4230		6,007.0434	6,007.0434	1.9428		6,055.6134

Village South Specific Plan (Proposed) - Los Angeles-South Coast County, Winter

3.4 Grading - 2021**Unmitigated Construction Off-Site**

	ROG	NOx	CO	SO2	Fugitive PM10	Exhaust PM10	PM10 Total	Fugitive PM2.5	Exhaust PM2.5	PM2.5 Total	Bio- CO2	NBio- CO2	Total CO2	CH4	N2O	CO2e
Category	lb/day										lb/day					
Hauling	0.0000	0.0000	0.0000	0.0000	0.0000	0.0000	0.0000	0.0000	0.0000	0.0000		0.0000	0.0000	0.0000		0.0000
Vendor	0.0000	0.0000	0.0000	0.0000	0.0000	0.0000	0.0000	0.0000	0.0000	0.0000		0.0000	0.0000	0.0000		0.0000
Worker	0.0709	0.0462	0.5284	1.4800e-003	0.1521	1.2700e-003	0.1534	0.0404	1.1700e-003	0.0415		147.2943	147.2943	4.4300e-003		147.4051
Total	0.0709	0.0462	0.5284	1.4800e-003	0.1521	1.2700e-003	0.1534	0.0404	1.1700e-003	0.0415		147.2943	147.2943	4.4300e-003		147.4051

Mitigated Construction On-Site

	ROG	NOx	CO	SO2	Fugitive PM10	Exhaust PM10	PM10 Total	Fugitive PM2.5	Exhaust PM2.5	PM2.5 Total	Bio- CO2	NBio- CO2	Total CO2	CH4	N2O	CO2e
Category	lb/day										lb/day					
Fugitive Dust					8.6733	0.0000	8.6733	3.5965	0.0000	3.5965			0.0000			0.0000
Off-Road	4.1912	46.3998	30.8785	0.0620		1.9853	1.9853		1.8265	1.8265	0.0000	6,007.0434	6,007.0434	1.9428		6,055,6134
Total	4.1912	46.3998	30.8785	0.0620	8.6733	1.9853	10.6587	3.5965	1.8265	5.4230	0.0000	6,007.0434	6,007.0434	1.9428		6,055,6134

Village South Specific Plan (Proposed) - Los Angeles-South Coast County, Winter

3.4 Grading - 2021**Mitigated Construction Off-Site**

	ROG	NOx	CO	SO2	Fugitive PM10	Exhaust PM10	PM10 Total	Fugitive PM2.5	Exhaust PM2.5	PM2.5 Total	Bio- CO2	NBio- CO2	Total CO2	CH4	N2O	CO2e
Category	lb/day										lb/day					
Hauling	0.0000	0.0000	0.0000	0.0000	0.0000	0.0000	0.0000	0.0000	0.0000	0.0000		0.0000	0.0000	0.0000		0.0000
Vendor	0.0000	0.0000	0.0000	0.0000	0.0000	0.0000	0.0000	0.0000	0.0000	0.0000		0.0000	0.0000	0.0000		0.0000
Worker	0.0709	0.0462	0.5284	1.4800e-003	0.1521	1.2700e-003	0.1534	0.0404	1.1700e-003	0.0415		147.2943	147.2943	4.4300e-003		147.4051
Total	0.0709	0.0462	0.5284	1.4800e-003	0.1521	1.2700e-003	0.1534	0.0404	1.1700e-003	0.0415		147.2943	147.2943	4.4300e-003		147.4051

3.4 Grading - 2022**Unmitigated Construction On-Site**

	ROG	NOx	CO	SO2	Fugitive PM10	Exhaust PM10	PM10 Total	Fugitive PM2.5	Exhaust PM2.5	PM2.5 Total	Bio- CO2	NBio- CO2	Total CO2	CH4	N2O	CO2e
Category	lb/day										lb/day					
Fugitive Dust					8.6733	0.0000	8.6733	3.5965	0.0000	3.5965			0.0000			0.0000
Off-Road	3.6248	38.8435	29.0415	0.0621		1.6349	1.6349		1.5041	1.5041		6,011.4105	6,011.4105	1.9442		6,060.0158
Total	3.6248	38.8435	29.0415	0.0621	8.6733	1.6349	10.3082	3.5965	1.5041	5.1006		6,011.4105	6,011.4105	1.9442		6,060.0158

Village South Specific Plan (Proposed) - Los Angeles-South Coast County, Winter

3.4 Grading - 2022**Unmitigated Construction Off-Site**

	ROG	NOx	CO	SO2	Fugitive PM10	Exhaust PM10	PM10 Total	Fugitive PM2.5	Exhaust PM2.5	PM2.5 Total	Bio- CO2	NBio- CO2	Total CO2	CH4	N2O	CO2e
Category	lb/day										lb/day					
Hauling	0.0000	0.0000	0.0000	0.0000	0.0000	0.0000	0.0000	0.0000	0.0000	0.0000		0.0000	0.0000	0.0000		0.0000
Vendor	0.0000	0.0000	0.0000	0.0000	0.0000	0.0000	0.0000	0.0000	0.0000	0.0000		0.0000	0.0000	0.0000		0.0000
Worker	0.0665	0.0416	0.4861	1.4300e-003	0.1521	1.2300e-003	0.1534	0.0404	1.1300e-003	0.0415		142.1207	142.1207	4.0000e-003		142.2207
Total	0.0665	0.0416	0.4861	1.4300e-003	0.1521	1.2300e-003	0.1534	0.0404	1.1300e-003	0.0415		142.1207	142.1207	4.0000e-003		142.2207

Mitigated Construction On-Site

	ROG	NOx	CO	SO2	Fugitive PM10	Exhaust PM10	PM10 Total	Fugitive PM2.5	Exhaust PM2.5	PM2.5 Total	Bio- CO2	NBio- CO2	Total CO2	CH4	N2O	CO2e
Category	lb/day										lb/day					
Fugitive Dust					8.6733	0.0000	8.6733	3.5965	0.0000	3.5965			0.0000			0.0000
Off-Road	3.6248	38.8435	29.0415	0.0621		1.6349	1.6349		1.5041	1.5041	0.0000	6,011.4105	6,011.4105	1.9442		6,060.0158
Total	3.6248	38.8435	29.0415	0.0621	8.6733	1.6349	10.3082	3.5965	1.5041	5.1006	0.0000	6,011.4105	6,011.4105	1.9442		6,060.0158

Village South Specific Plan (Proposed) - Los Angeles-South Coast County, Winter

3.4 Grading - 2022**Mitigated Construction Off-Site**

	ROG	NOx	CO	SO2	Fugitive PM10	Exhaust PM10	PM10 Total	Fugitive PM2.5	Exhaust PM2.5	PM2.5 Total	Bio- CO2	NBio- CO2	Total CO2	CH4	N2O	CO2e
Category	lb/day										lb/day					
Hauling	0.0000	0.0000	0.0000	0.0000	0.0000	0.0000	0.0000	0.0000	0.0000	0.0000		0.0000	0.0000	0.0000		0.0000
Vendor	0.0000	0.0000	0.0000	0.0000	0.0000	0.0000	0.0000	0.0000	0.0000	0.0000		0.0000	0.0000	0.0000		0.0000
Worker	0.0665	0.0416	0.4861	1.4300e-003	0.1521	1.2300e-003	0.1534	0.0404	1.1300e-003	0.0415		142.1207	142.1207	4.0000e-003		142.2207
Total	0.0665	0.0416	0.4861	1.4300e-003	0.1521	1.2300e-003	0.1534	0.0404	1.1300e-003	0.0415		142.1207	142.1207	4.0000e-003		142.2207

3.5 Building Construction - 2022**Unmitigated Construction On-Site**

	ROG	NOx	CO	SO2	Fugitive PM10	Exhaust PM10	PM10 Total	Fugitive PM2.5	Exhaust PM2.5	PM2.5 Total	Bio- CO2	NBio- CO2	Total CO2	CH4	N2O	CO2e
Category	lb/day										lb/day					
Off-Road	1.7062	15.6156	16.3634	0.0269		0.8090	0.8090		0.7612	0.7612		2,554.3336	2,554.3336	0.6120		2,569.6322
Total	1.7062	15.6156	16.3634	0.0269		0.8090	0.8090		0.7612	0.7612		2,554.3336	2,554.3336	0.6120		2,569.6322

Village South Specific Plan (Proposed) - Los Angeles-South Coast County, Winter

3.5 Building Construction - 2022**Unmitigated Construction Off-Site**

	ROG	NOx	CO	SO2	Fugitive PM10	Exhaust PM10	PM10 Total	Fugitive PM2.5	Exhaust PM2.5	PM2.5 Total	Bio- CO2	NBio- CO2	Total CO2	CH4	N2O	CO2e
Category	lb/day										lb/day					
Hauling	0.0000	0.0000	0.0000	0.0000	0.0000	0.0000	0.0000	0.0000	0.0000	0.0000		0.0000	0.0000	0.0000		0.0000
Vendor	0.4284	13.1673	3.8005	0.0354	0.9155	0.0256	0.9412	0.2636	0.0245	0.2881		3,789.075 0	3,789.075 0	0.2381		3,795.028 3
Worker	2.6620	1.6677	19.4699	0.0571	6.0932	0.0493	6.1425	1.6163	0.0454	1.6617		5,691.935 4	5,691.935 4	0.1602		5,695.940 8
Total	3.0904	14.8350	23.2704	0.0926	7.0087	0.0749	7.0836	1.8799	0.0699	1.9498		9,481.010 4	9,481.010 4	0.3984		9,490.969 1

Mitigated Construction On-Site

	ROG	NOx	CO	SO2	Fugitive PM10	Exhaust PM10	PM10 Total	Fugitive PM2.5	Exhaust PM2.5	PM2.5 Total	Bio- CO2	NBio- CO2	Total CO2	CH4	N2O	CO2e
Category	lb/day										lb/day					
Off-Road	1.7062	15.6156	16.3634	0.0269		0.8090	0.8090		0.7612	0.7612	0.0000	2,554.333 6	2,554.333 6	0.6120		2,569.632 2
Total	1.7062	15.6156	16.3634	0.0269		0.8090	0.8090		0.7612	0.7612	0.0000	2,554.333 6	2,554.333 6	0.6120		2,569.632 2

Village South Specific Plan (Proposed) - Los Angeles-South Coast County, Winter

3.5 Building Construction - 2022**Mitigated Construction Off-Site**

	ROG	NOx	CO	SO2	Fugitive PM10	Exhaust PM10	PM10 Total	Fugitive PM2.5	Exhaust PM2.5	PM2.5 Total	Bio- CO2	NBio- CO2	Total CO2	CH4	N2O	CO2e
Category	lb/day										lb/day					
Hauling	0.0000	0.0000	0.0000	0.0000	0.0000	0.0000	0.0000	0.0000	0.0000	0.0000		0.0000	0.0000	0.0000		0.0000
Vendor	0.4284	13.1673	3.8005	0.0354	0.9155	0.0256	0.9412	0.2636	0.0245	0.2881		3,789.075 0	3,789.075 0	0.2381		3,795.028 3
Worker	2.6620	1.6677	19.4699	0.0571	6.0932	0.0493	6.1425	1.6163	0.0454	1.6617		5,691.935 4	5,691.935 4	0.1602		5,695.940 8
Total	3.0904	14.8350	23.2704	0.0926	7.0087	0.0749	7.0836	1.8799	0.0699	1.9498		9,481.010 4	9,481.010 4	0.3984		9,490.969 1

3.5 Building Construction - 2023**Unmitigated Construction On-Site**

	ROG	NOx	CO	SO2	Fugitive PM10	Exhaust PM10	PM10 Total	Fugitive PM2.5	Exhaust PM2.5	PM2.5 Total	Bio- CO2	NBio- CO2	Total CO2	CH4	N2O	CO2e
Category	lb/day										lb/day					
Off-Road	1.5728	14.3849	16.2440	0.0269		0.6997	0.6997		0.6584	0.6584		2,555.209 9	2,555.209 9	0.6079		2,570.406 1
Total	1.5728	14.3849	16.2440	0.0269		0.6997	0.6997		0.6584	0.6584		2,555.209 9	2,555.209 9	0.6079		2,570.406 1

Village South Specific Plan (Proposed) - Los Angeles-South Coast County, Winter

3.5 Building Construction - 2023**Unmitigated Construction Off-Site**

	ROG	NOx	CO	SO2	Fugitive PM10	Exhaust PM10	PM10 Total	Fugitive PM2.5	Exhaust PM2.5	PM2.5 Total	Bio- CO2	NBio- CO2	Total CO2	CH4	N2O	CO2e
Category	lb/day										lb/day					
Hauling	0.0000	0.0000	0.0000	0.0000	0.0000	0.0000	0.0000	0.0000	0.0000	0.0000		0.0000	0.0000	0.0000		0.0000
Vendor	0.3183	9.9726	3.3771	0.0343	0.9156	0.0122	0.9277	0.2636	0.0116	0.2752		3,671.4007	3,671.4007	0.2096		3,676.6417
Worker	2.5029	1.5073	17.8820	0.0550	6.0932	0.0479	6.1411	1.6163	0.0441	1.6604		5,483.7974	5,483.7974	0.1442		5,487.4020
Total	2.8211	11.4799	21.2591	0.0893	7.0088	0.0601	7.0688	1.8799	0.0557	1.9356		9,155.1981	9,155.1981	0.3538		9,164.0437

Mitigated Construction On-Site

	ROG	NOx	CO	SO2	Fugitive PM10	Exhaust PM10	PM10 Total	Fugitive PM2.5	Exhaust PM2.5	PM2.5 Total	Bio- CO2	NBio- CO2	Total CO2	CH4	N2O	CO2e
Category	lb/day										lb/day					
Off-Road	1.5728	14.3849	16.2440	0.0269		0.6997	0.6997		0.6584	0.6584	0.0000	2,555.2099	2,555.2099	0.6079		2,570.4061
Total	1.5728	14.3849	16.2440	0.0269		0.6997	0.6997		0.6584	0.6584	0.0000	2,555.2099	2,555.2099	0.6079		2,570.4061

Village South Specific Plan (Proposed) - Los Angeles-South Coast County, Winter

3.5 Building Construction - 2023**Mitigated Construction Off-Site**

	ROG	NOx	CO	SO2	Fugitive PM10	Exhaust PM10	PM10 Total	Fugitive PM2.5	Exhaust PM2.5	PM2.5 Total	Bio- CO2	NBio- CO2	Total CO2	CH4	N2O	CO2e
Category	lb/day										lb/day					
Hauling	0.0000	0.0000	0.0000	0.0000	0.0000	0.0000	0.0000	0.0000	0.0000	0.0000		0.0000	0.0000	0.0000		0.0000
Vendor	0.3183	9.9726	3.3771	0.0343	0.9156	0.0122	0.9277	0.2636	0.0116	0.2752		3,671.4007	3,671.4007	0.2096		3,676.6417
Worker	2.5029	1.5073	17.8820	0.0550	6.0932	0.0479	6.1411	1.6163	0.0441	1.6604		5,483.7974	5,483.7974	0.1442		5,487.4020
Total	2.8211	11.4799	21.2591	0.0893	7.0088	0.0601	7.0688	1.8799	0.0557	1.9356		9,155.1981	9,155.1981	0.3538		9,164.0437

3.6 Paving - 2023**Unmitigated Construction On-Site**

	ROG	NOx	CO	SO2	Fugitive PM10	Exhaust PM10	PM10 Total	Fugitive PM2.5	Exhaust PM2.5	PM2.5 Total	Bio- CO2	NBio- CO2	Total CO2	CH4	N2O	CO2e
Category	lb/day										lb/day					
Off-Road	1.0327	10.1917	14.5842	0.0228		0.5102	0.5102		0.4694	0.4694		2,207.5841	2,207.5841	0.7140		2,225.4336
Paving	0.0000					0.0000	0.0000		0.0000	0.0000			0.0000			0.0000
Total	1.0327	10.1917	14.5842	0.0228		0.5102	0.5102		0.4694	0.4694		2,207.5841	2,207.5841	0.7140		2,225.4336

Village South Specific Plan (Proposed) - Los Angeles-South Coast County, Winter

3.6 Paving - 2023**Unmitigated Construction Off-Site**

	ROG	NOx	CO	SO2	Fugitive PM10	Exhaust PM10	PM10 Total	Fugitive PM2.5	Exhaust PM2.5	PM2.5 Total	Bio- CO2	NBio- CO2	Total CO2	CH4	N2O	CO2e
Category	lb/day										lb/day					
Hauling	0.0000	0.0000	0.0000	0.0000	0.0000	0.0000	0.0000	0.0000	0.0000	0.0000		0.0000	0.0000	0.0000		0.0000
Vendor	0.0000	0.0000	0.0000	0.0000	0.0000	0.0000	0.0000	0.0000	0.0000	0.0000		0.0000	0.0000	0.0000		0.0000
Worker	0.0469	0.0282	0.3349	1.0300e-003	0.1141	9.0000e-004	0.1150	0.0303	8.3000e-004	0.0311		102.6928	102.6928	2.7000e-003		102.7603
Total	0.0469	0.0282	0.3349	1.0300e-003	0.1141	9.0000e-004	0.1150	0.0303	8.3000e-004	0.0311		102.6928	102.6928	2.7000e-003		102.7603

Mitigated Construction On-Site

	ROG	NOx	CO	SO2	Fugitive PM10	Exhaust PM10	PM10 Total	Fugitive PM2.5	Exhaust PM2.5	PM2.5 Total	Bio- CO2	NBio- CO2	Total CO2	CH4	N2O	CO2e
Category	lb/day										lb/day					
Off-Road	1.0327	10.1917	14.5842	0.0228		0.5102	0.5102		0.4694	0.4694	0.0000	2,207.5841	2,207.5841	0.7140		2,225.4336
Paving	0.0000					0.0000	0.0000		0.0000	0.0000			0.0000			0.0000
Total	1.0327	10.1917	14.5842	0.0228		0.5102	0.5102		0.4694	0.4694	0.0000	2,207.5841	2,207.5841	0.7140		2,225.4336

Village South Specific Plan (Proposed) - Los Angeles-South Coast County, Winter

3.6 Paving - 2023**Mitigated Construction Off-Site**

	ROG	NOx	CO	SO2	Fugitive PM10	Exhaust PM10	PM10 Total	Fugitive PM2.5	Exhaust PM2.5	PM2.5 Total	Bio- CO2	NBio- CO2	Total CO2	CH4	N2O	CO2e
Category	lb/day										lb/day					
Hauling	0.0000	0.0000	0.0000	0.0000	0.0000	0.0000	0.0000	0.0000	0.0000	0.0000		0.0000	0.0000	0.0000		0.0000
Vendor	0.0000	0.0000	0.0000	0.0000	0.0000	0.0000	0.0000	0.0000	0.0000	0.0000		0.0000	0.0000	0.0000		0.0000
Worker	0.0469	0.0282	0.3349	1.0300e-003	0.1141	9.0000e-004	0.1150	0.0303	8.3000e-004	0.0311		102.6928	102.6928	2.7000e-003		102.7603
Total	0.0469	0.0282	0.3349	1.0300e-003	0.1141	9.0000e-004	0.1150	0.0303	8.3000e-004	0.0311		102.6928	102.6928	2.7000e-003		102.7603

3.6 Paving - 2024**Unmitigated Construction On-Site**

	ROG	NOx	CO	SO2	Fugitive PM10	Exhaust PM10	PM10 Total	Fugitive PM2.5	Exhaust PM2.5	PM2.5 Total	Bio- CO2	NBio- CO2	Total CO2	CH4	N2O	CO2e
Category	lb/day										lb/day					
Off-Road	0.9882	9.5246	14.6258	0.0228		0.4685	0.4685		0.4310	0.4310		2,207.547 2	2,207.547 2	0.7140		2,225.396 3
Paving	0.0000					0.0000	0.0000		0.0000	0.0000			0.0000			0.0000
Total	0.9882	9.5246	14.6258	0.0228		0.4685	0.4685		0.4310	0.4310		2,207.547 2	2,207.547 2	0.7140		2,225.396 3

Village South Specific Plan (Proposed) - Los Angeles-South Coast County, Winter

3.6 Paving - 2024**Unmitigated Construction Off-Site**

	ROG	NOx	CO	SO2	Fugitive PM10	Exhaust PM10	PM10 Total	Fugitive PM2.5	Exhaust PM2.5	PM2.5 Total	Bio- CO2	NBio- CO2	Total CO2	CH4	N2O	CO2e
Category	lb/day										lb/day					
Hauling	0.0000	0.0000	0.0000	0.0000	0.0000	0.0000	0.0000	0.0000	0.0000	0.0000		0.0000	0.0000	0.0000		0.0000
Vendor	0.0000	0.0000	0.0000	0.0000	0.0000	0.0000	0.0000	0.0000	0.0000	0.0000		0.0000	0.0000	0.0000		0.0000
Worker	0.0444	0.0257	0.3114	1.0000e-003	0.1141	8.8000e-004	0.1150	0.0303	8.1000e-004	0.0311		99.5045	99.5045	2.4700e-003		99.5663
Total	0.0444	0.0257	0.3114	1.0000e-003	0.1141	8.8000e-004	0.1150	0.0303	8.1000e-004	0.0311		99.5045	99.5045	2.4700e-003		99.5663

Mitigated Construction On-Site

	ROG	NOx	CO	SO2	Fugitive PM10	Exhaust PM10	PM10 Total	Fugitive PM2.5	Exhaust PM2.5	PM2.5 Total	Bio- CO2	NBio- CO2	Total CO2	CH4	N2O	CO2e
Category	lb/day										lb/day					
Off-Road	0.9882	9.5246	14.6258	0.0228		0.4685	0.4685		0.4310	0.4310	0.0000	2,207.5472	2,207.5472	0.7140		2,225.3963
Paving	0.0000					0.0000	0.0000		0.0000	0.0000			0.0000			0.0000
Total	0.9882	9.5246	14.6258	0.0228		0.4685	0.4685		0.4310	0.4310	0.0000	2,207.5472	2,207.5472	0.7140		2,225.3963

Village South Specific Plan (Proposed) - Los Angeles-South Coast County, Winter

3.6 Paving - 2024**Mitigated Construction Off-Site**

	ROG	NOx	CO	SO2	Fugitive PM10	Exhaust PM10	PM10 Total	Fugitive PM2.5	Exhaust PM2.5	PM2.5 Total	Bio- CO2	NBio- CO2	Total CO2	CH4	N2O	CO2e
Category	lb/day										lb/day					
Hauling	0.0000	0.0000	0.0000	0.0000	0.0000	0.0000	0.0000	0.0000	0.0000	0.0000		0.0000	0.0000	0.0000		0.0000
Vendor	0.0000	0.0000	0.0000	0.0000	0.0000	0.0000	0.0000	0.0000	0.0000	0.0000		0.0000	0.0000	0.0000		0.0000
Worker	0.0444	0.0257	0.3114	1.0000e-003	0.1141	8.8000e-004	0.1150	0.0303	8.1000e-004	0.0311		99.5045	99.5045	2.4700e-003		99.5663
Total	0.0444	0.0257	0.3114	1.0000e-003	0.1141	8.8000e-004	0.1150	0.0303	8.1000e-004	0.0311		99.5045	99.5045	2.4700e-003		99.5663

3.7 Architectural Coating - 2024**Unmitigated Construction On-Site**

	ROG	NOx	CO	SO2	Fugitive PM10	Exhaust PM10	PM10 Total	Fugitive PM2.5	Exhaust PM2.5	PM2.5 Total	Bio- CO2	NBio- CO2	Total CO2	CH4	N2O	CO2e
Category	lb/day										lb/day					
Archit. Coating	236.4115					0.0000	0.0000		0.0000	0.0000			0.0000			0.0000
Off-Road	0.1808	1.2188	1.8101	2.9700e-003		0.0609	0.0609		0.0609	0.0609		281.4481	281.4481	0.0159		281.8443
Total	236.5923	1.2188	1.8101	2.9700e-003		0.0609	0.0609		0.0609	0.0609		281.4481	281.4481	0.0159		281.8443

Village South Specific Plan (Proposed) - Los Angeles-South Coast County, Winter

3.7 Architectural Coating - 2024**Unmitigated Construction Off-Site**

	ROG	NOx	CO	SO2	Fugitive PM10	Exhaust PM10	PM10 Total	Fugitive PM2.5	Exhaust PM2.5	PM2.5 Total	Bio- CO2	NBio- CO2	Total CO2	CH4	N2O	CO2e
Category	lb/day										lb/day					
Hauling	0.0000	0.0000	0.0000	0.0000	0.0000	0.0000	0.0000	0.0000	0.0000	0.0000		0.0000	0.0000	0.0000		0.0000
Vendor	0.0000	0.0000	0.0000	0.0000	0.0000	0.0000	0.0000	0.0000	0.0000	0.0000		0.0000	0.0000	0.0000		0.0000
Worker	0.4734	0.2743	3.3220	0.0107	1.2171	9.4300e-003	1.2266	0.3229	8.6800e-003	0.3315		1,061.3818	1,061.3818	0.0264		1,062.0410
Total	0.4734	0.2743	3.3220	0.0107	1.2171	9.4300e-003	1.2266	0.3229	8.6800e-003	0.3315		1,061.3818	1,061.3818	0.0264		1,062.0410

Mitigated Construction On-Site

	ROG	NOx	CO	SO2	Fugitive PM10	Exhaust PM10	PM10 Total	Fugitive PM2.5	Exhaust PM2.5	PM2.5 Total	Bio- CO2	NBio- CO2	Total CO2	CH4	N2O	CO2e
Category	lb/day										lb/day					
Archit. Coating	236.4115					0.0000	0.0000		0.0000	0.0000			0.0000			0.0000
Off-Road	0.1808	1.2188	1.8101	2.9700e-003		0.0609	0.0609		0.0609	0.0609	0.0000	281.4481	281.4481	0.0159		281.8443
Total	236.5923	1.2188	1.8101	2.9700e-003		0.0609	0.0609		0.0609	0.0609	0.0000	281.4481	281.4481	0.0159		281.8443

Village South Specific Plan (Proposed) - Los Angeles-South Coast County, Winter

3.7 Architectural Coating - 2024**Mitigated Construction Off-Site**

	ROG	NOx	CO	SO2	Fugitive PM10	Exhaust PM10	PM10 Total	Fugitive PM2.5	Exhaust PM2.5	PM2.5 Total	Bio- CO2	NBio- CO2	Total CO2	CH4	N2O	CO2e
Category	lb/day										lb/day					
Hauling	0.0000	0.0000	0.0000	0.0000	0.0000	0.0000	0.0000	0.0000	0.0000	0.0000		0.0000	0.0000	0.0000		0.0000
Vendor	0.0000	0.0000	0.0000	0.0000	0.0000	0.0000	0.0000	0.0000	0.0000	0.0000		0.0000	0.0000	0.0000		0.0000
Worker	0.4734	0.2743	3.3220	0.0107	1.2171	9.4300e-003	1.2266	0.3229	8.6800e-003	0.3315		1,061.3818	1,061.3818	0.0264		1,062.0410
Total	0.4734	0.2743	3.3220	0.0107	1.2171	9.4300e-003	1.2266	0.3229	8.6800e-003	0.3315		1,061.3818	1,061.3818	0.0264		1,062.0410

4.0 Operational Detail - Mobile**4.1 Mitigation Measures Mobile**

Village South Specific Plan (Proposed) - Los Angeles-South Coast County, Winter

	ROG	NOx	CO	SO2	Fugitive PM10	Exhaust PM10	PM10 Total	Fugitive PM2.5	Exhaust PM2.5	PM2.5 Total	Bio- CO2	NBio- CO2	Total CO2	CH4	N2O	CO2e
Category	lb/day										lb/day					
Mitigated	9.5233	45.9914	110.0422	0.4681	45.9592	0.3373	46.2965	12.2950	0.3132	12.6083		47,917.8005	47,917.8005	2.1953		47,972.6839
Unmitigated	9.5233	45.9914	110.0422	0.4681	45.9592	0.3373	46.2965	12.2950	0.3132	12.6083		47,917.8005	47,917.8005	2.1953		47,972.6839

4.2 Trip Summary Information

Land Use	Average Daily Trip Rate			Unmitigated	Mitigated
	Weekday	Saturday	Sunday	Annual VMT	Annual VMT
Apartments Low Rise	145.75	154.25	154.00	506,227	506,227
Apartments Mid Rise	4,026.75	3,773.25	4,075.50	13,660,065	13,660,065
General Office Building	288.45	62.55	31.05	706,812	706,812
High Turnover (Sit Down Restaurant)	2,368.80	2,873.52	2,817.72	3,413,937	3,413,937
Hotel	192.00	187.50	160.00	445,703	445,703
Quality Restaurant	501.12	511.92	461.20	707,488	707,488
Regional Shopping Center	528.08	601.44	357.84	1,112,221	1,112,221
Total	8,050.95	8,164.43	8,057.31	20,552,452	20,552,452

4.3 Trip Type Information

Village South Specific Plan (Proposed) - Los Angeles-South Coast County, Winter

Land Use	Miles			Trip %			Trip Purpose %		
	H-W or C-W	H-S or C-C	H-O or C-NW	H-W or C-W	H-S or C-C	H-O or C-NW	Primary	Diverted	Pass-by
Apartments Low Rise	14.70	5.90	8.70	40.20	19.20	40.60	86	11	3
Apartments Mid Rise	14.70	5.90	8.70	40.20	19.20	40.60	86	11	3
General Office Building	16.60	8.40	6.90	33.00	48.00	19.00	77	19	4
High Turnover (Sit Down	16.60	8.40	6.90	8.50	72.50	19.00	37	20	43
Hotel	16.60	8.40	6.90	19.40	61.60	19.00	58	38	4
Quality Restaurant	16.60	8.40	6.90	12.00	69.00	19.00	38	18	44
Regional Shopping Center	16.60	8.40	6.90	16.30	64.70	19.00	54	35	11

4.4 Fleet Mix

Land Use	LDA	LDT1	LDT2	MDV	LHD1	LHD2	MHD	HHD	OBUS	UBUS	MCY	SBUS	MH
Apartments Low Rise	0.543088	0.044216	0.209971	0.116369	0.014033	0.006332	0.021166	0.033577	0.002613	0.001817	0.005285	0.000712	0.000821
Apartments Mid Rise	0.543088	0.044216	0.209971	0.116369	0.014033	0.006332	0.021166	0.033577	0.002613	0.001817	0.005285	0.000712	0.000821
General Office Building	0.543088	0.044216	0.209971	0.116369	0.014033	0.006332	0.021166	0.033577	0.002613	0.001817	0.005285	0.000712	0.000821
High Turnover (Sit Down Restaurant)	0.543088	0.044216	0.209971	0.116369	0.014033	0.006332	0.021166	0.033577	0.002613	0.001817	0.005285	0.000712	0.000821
Hotel	0.543088	0.044216	0.209971	0.116369	0.014033	0.006332	0.021166	0.033577	0.002613	0.001817	0.005285	0.000712	0.000821
Quality Restaurant	0.543088	0.044216	0.209971	0.116369	0.014033	0.006332	0.021166	0.033577	0.002613	0.001817	0.005285	0.000712	0.000821
Regional Shopping Center	0.543088	0.044216	0.209971	0.116369	0.014033	0.006332	0.021166	0.033577	0.002613	0.001817	0.005285	0.000712	0.000821

5.0 Energy Detail

Historical Energy Use: N

5.1 Mitigation Measures Energy

Village South Specific Plan (Proposed) - Los Angeles-South Coast County, Winter

	ROG	NOx	CO	SO2	Fugitive PM10	Exhaust PM10	PM10 Total	Fugitive PM2.5	Exhaust PM2.5	PM2.5 Total	Bio- CO2	NBio- CO2	Total CO2	CH4	N2O	CO2e
Category	lb/day										lb/day					
NaturalGas Mitigated	0.7660	6.7462	4.2573	0.0418		0.5292	0.5292		0.5292	0.5292		8,355.983 2	8,355.983 2	0.1602	0.1532	8,405.638 7
NaturalGas Unmitigated	0.7660	6.7462	4.2573	0.0418		0.5292	0.5292		0.5292	0.5292		8,355.983 2	8,355.983 2	0.1602	0.1532	8,405.638 7

Village South Specific Plan (Proposed) - Los Angeles-South Coast County, Winter

5.2 Energy by Land Use - NaturalGas**Unmitigated**

	NaturalGas Use	ROG	NOx	CO	SO2	Fugitive PM10	Exhaust PM10	PM10 Total	Fugitive PM2.5	Exhaust PM2.5	PM2.5 Total	Bio- CO2	NBio- CO2	Total CO2	CH4	N2O	CO2e
Land Use	kBTU/yr	lb/day										lb/day					
Apartments Low Rise	1119.16	0.0121	0.1031	0.0439	6.6000e-004		8.3400e-003	8.3400e-003		8.3400e-003	8.3400e-003		131.6662	131.6662	2.5200e-003	2.4100e-003	132.4486
Apartments Mid Rise	35784.3	0.3859	3.2978	1.4033	0.0211		0.2666	0.2666		0.2666	0.2666		4,209.9164	4,209.9164	0.0807	0.0772	4,234.9339
General Office Building	1283.42	0.0138	0.1258	0.1057	7.5000e-004		9.5600e-003	9.5600e-003		9.5600e-003	9.5600e-003		150.9911	150.9911	2.8900e-003	2.7700e-003	151.8884
High Turnover (Sit Down Restaurant)	22759.9	0.2455	2.2314	1.8743	0.0134		0.1696	0.1696		0.1696	0.1696		2,677.6342	2,677.6342	0.0513	0.0491	2,693.5460
Hotel	4769.72	0.0514	0.4676	0.3928	2.8100e-003		0.0355	0.0355		0.0355	0.0355		561.1436	561.1436	0.0108	0.0103	564.4782
Quality Restaurant	5057.75	0.0545	0.4959	0.4165	2.9800e-003		0.0377	0.0377		0.0377	0.0377		595.0298	595.0298	0.0114	0.0109	598.5658
Regional Shopping Center	251.616	2.7100e-003	0.0247	0.0207	1.5000e-004		1.8700e-003	1.8700e-003		1.8700e-003	1.8700e-003		29.6019	29.6019	5.7000e-004	5.4000e-004	29.7778
Total		0.7660	6.7463	4.2573	0.0418		0.5292	0.5292		0.5292	0.5292		8,355.9832	8,355.9832	0.1602	0.1532	8,405.6387

Village South Specific Plan (Proposed) - Los Angeles-South Coast County, Winter

5.2 Energy by Land Use - NaturalGas**Mitigated**

	NaturalGas Use	ROG	NOx	CO	SO2	Fugitive PM10	Exhaust PM10	PM10 Total	Fugitive PM2.5	Exhaust PM2.5	PM2.5 Total	Bio- CO2	NBio- CO2	Total CO2	CH4	N2O	CO2e
Land Use	kBTU/yr	lb/day										lb/day					
Apartments Low Rise	1.11916	0.0121	0.1031	0.0439	6.6000e-004		8.3400e-003	8.3400e-003		8.3400e-003	8.3400e-003		131.6662	131.6662	2.5200e-003	2.4100e-003	132.4486
Apartments Mid Rise	35.7843	0.3859	3.2978	1.4033	0.0211		0.2666	0.2666		0.2666	0.2666		4,209.9164	4,209.9164	0.0807	0.0772	4,234.9339
General Office Building	1.28342	0.0138	0.1258	0.1057	7.5000e-004		9.5600e-003	9.5600e-003		9.5600e-003	9.5600e-003		150.9911	150.9911	2.8900e-003	2.7700e-003	151.8884
High Turnover (Sit Down Restaurant)	22.7599	0.2455	2.2314	1.8743	0.0134		0.1696	0.1696		0.1696	0.1696		2,677.6342	2,677.6342	0.0513	0.0491	2,693.5460
Hotel	4.76972	0.0514	0.4676	0.3928	2.8100e-003		0.0355	0.0355		0.0355	0.0355		561.1436	561.1436	0.0108	0.0103	564.4782
Quality Restaurant	5.05775	0.0545	0.4959	0.4165	2.9800e-003		0.0377	0.0377		0.0377	0.0377		595.0298	595.0298	0.0114	0.0109	598.5658
Regional Shopping Center	0.251616	2.7100e-003	0.0247	0.0207	1.5000e-004		1.8700e-003	1.8700e-003		1.8700e-003	1.8700e-003		29.6019	29.6019	5.7000e-004	5.4000e-004	29.7778
Total		0.7660	6.7463	4.2573	0.0418		0.5292	0.5292		0.5292	0.5292		8,355.9832	8,355.9832	0.1602	0.1532	8,405.6387

6.0 Area Detail**6.1 Mitigation Measures Area**

Village South Specific Plan (Proposed) - Los Angeles-South Coast County, Winter

	ROG	NOx	CO	SO2	Fugitive PM10	Exhaust PM10	PM10 Total	Fugitive PM2.5	Exhaust PM2.5	PM2.5 Total	Bio- CO2	NBio- CO2	Total CO2	CH4	N2O	CO2e
Category	lb/day										lb/day					
Mitigated	30.5020	15.0496	88.4430	0.0944		1.5974	1.5974		1.5974	1.5974	0.0000	18,148.5950	18,148.5950	0.4874	0.3300	18,259.1192
Unmitigated	30.5020	15.0496	88.4430	0.0944		1.5974	1.5974		1.5974	1.5974	0.0000	18,148.5950	18,148.5950	0.4874	0.3300	18,259.1192

6.2 Area by SubCategory

Unmitigated

	ROG	NOx	CO	SO2	Fugitive PM10	Exhaust PM10	PM10 Total	Fugitive PM2.5	Exhaust PM2.5	PM2.5 Total	Bio- CO2	NBio- CO2	Total CO2	CH4	N2O	CO2e
SubCategory	lb/day										lb/day					
Architectural Coating	2.2670					0.0000	0.0000		0.0000	0.0000			0.0000			0.0000
Consumer Products	24.1085					0.0000	0.0000		0.0000	0.0000			0.0000			0.0000
Hearth	1.6500	14.1000	6.0000	0.0900		1.1400	1.1400		1.1400	1.1400	0.0000	18,000.0000	18,000.0000	0.3450	0.3300	18,106.9650
Landscaping	2.4766	0.9496	82.4430	4.3600e-003		0.4574	0.4574		0.4574	0.4574		148.5950	148.5950	0.1424		152.1542
Total	30.5020	15.0496	88.4430	0.0944		1.5974	1.5974		1.5974	1.5974	0.0000	18,148.5950	18,148.5950	0.4874	0.3300	18,259.1192

Village South Specific Plan (Proposed) - Los Angeles-South Coast County, Winter

6.2 Area by SubCategory**Mitigated**

	ROG	NOx	CO	SO2	Fugitive PM10	Exhaust PM10	PM10 Total	Fugitive PM2.5	Exhaust PM2.5	PM2.5 Total	Bio- CO2	NBio- CO2	Total CO2	CH4	N2O	CO2e
SubCategory	lb/day										lb/day					
Architectural Coating	2.2670					0.0000	0.0000		0.0000	0.0000			0.0000			0.0000
Consumer Products	24.1085					0.0000	0.0000		0.0000	0.0000			0.0000			0.0000
Hearth	1.6500	14.1000	6.0000	0.0900		1.1400	1.1400		1.1400	1.1400	0.0000	18,000.0000	18,000.0000	0.3450	0.3300	18,106.9650
Landscaping	2.4766	0.9496	82.4430	4.3600e-003		0.4574	0.4574		0.4574	0.4574		148.5950	148.5950	0.1424		152.1542
Total	30.5020	15.0496	88.4430	0.0944		1.5974	1.5974		1.5974	1.5974	0.0000	18,148.5950	18,148.5950	0.4874	0.3300	18,259.1192

7.0 Water Detail**7.1 Mitigation Measures Water****8.0 Waste Detail****8.1 Mitigation Measures Waste****9.0 Operational Offroad**

Equipment Type	Number	Hours/Day	Days/Year	Horse Power	Load Factor	Fuel Type
----------------	--------	-----------	-----------	-------------	-------------	-----------

10.0 Stationary Equipment

Village South Specific Plan (Proposed) - Los Angeles-South Coast County, Winter

Fire Pumps and Emergency Generators

Equipment Type	Number	Hours/Day	Hours/Year	Horse Power	Load Factor	Fuel Type
----------------	--------	-----------	------------	-------------	-------------	-----------

Boilers

Equipment Type	Number	Heat Input/Day	Heat Input/Year	Boiler Rating	Fuel Type
----------------	--------	----------------	-----------------	---------------	-----------

User Defined Equipment

Equipment Type	Number
----------------	--------

11.0 Vegetation

Attachment C

Local Hire Provision Net Change	
Without Local Hire Provision	
Total Construction GHG Emissions (MT CO ₂ e)	3,623
Amortized (MT CO ₂ e/year)	120.77
With Local Hire Provision	
Total Construction GHG Emissions (MT CO ₂ e)	3,024
Amortized (MT CO ₂ e/year)	100.80
% Decrease in Construction-related GHG Emissions	17%

EXHIBIT B



Paul Rosenfeld, Ph.D.

Principal Environmental Chemist

Chemical Fate and Transport & Air Dispersion Modeling

Risk Assessment & Remediation Specialist

Education

Ph.D. Soil Chemistry, University of Washington, 1999. Dissertation on volatile organic compound filtration.

M.S. Environmental Science, U.C. Berkeley, 1995. Thesis on organic waste economics.

B.A. Environmental Studies, U.C. Santa Barbara, 1991. Thesis on wastewater treatment.

Professional Experience

Dr. Rosenfeld has over 25 years' experience conducting environmental investigations and risk assessments for evaluating impacts to human health, property, and ecological receptors. His expertise focuses on the fate and transport of environmental contaminants, human health risk, exposure assessment, and ecological restoration. Dr. Rosenfeld has evaluated and modeled emissions from unconventional oil drilling operations, oil spills, landfills, boilers and incinerators, process stacks, storage tanks, confined animal feeding operations, and many other industrial and agricultural sources. His project experience ranges from monitoring and modeling of pollution sources to evaluating impacts of pollution on workers at industrial facilities and residents in surrounding communities.

Dr. Rosenfeld has investigated and designed remediation programs and risk assessments for contaminated sites containing lead, heavy metals, mold, bacteria, particulate matter, petroleum hydrocarbons, chlorinated solvents, pesticides, radioactive waste, dioxins and furans, semi- and volatile organic compounds, PCBs, PAHs, perchlorate, asbestos, per- and poly-fluoroalkyl substances (PFOA/PFOS), unusual polymers, fuel oxygenates (MTBE), among other pollutants. Dr. Rosenfeld also has experience evaluating greenhouse gas emissions from various projects and is an expert on the assessment of odors from industrial and agricultural sites, as well as the evaluation of odor nuisance impacts and technologies for abatement of odorous emissions. As a principal scientist at SWAPE, Dr. Rosenfeld directs air dispersion modeling and exposure assessments. He has served as an expert witness and testified about pollution sources causing nuisance and/or personal injury at dozens of sites and has testified as an expert witness on more than ten cases involving exposure to air contaminants from industrial sources.

Professional History:

Soil Water Air Protection Enterprise (SWAPE); 2003 to present; Principal and Founding Partner
UCLA School of Public Health; 2007 to 2011; Lecturer (Assistant Researcher)
UCLA School of Public Health; 2003 to 2006; Adjunct Professor
UCLA Environmental Science and Engineering Program; 2002-2004; Doctoral Intern Coordinator
UCLA Institute of the Environment, 2001-2002; Research Associate
Komex H₂O Science, 2001 to 2003; Senior Remediation Scientist
National Groundwater Association, 2002-2004; Lecturer
San Diego State University, 1999-2001; Adjunct Professor
Anteon Corp., San Diego, 2000-2001; Remediation Project Manager
Ogden (now Amec), San Diego, 2000-2000; Remediation Project Manager
Bechtel, San Diego, California, 1999 – 2000; Risk Assessor
King County, Seattle, 1996 – 1999; Scientist
James River Corp., Washington, 1995-96; Scientist
Big Creek Lumber, Davenport, California, 1995; Scientist
Plumas Corp., California and USFS, Tahoe 1993-1995; Scientist
Peace Corps and World Wildlife Fund, St. Kitts, West Indies, 1991-1993; Scientist

Publications:

Remy, L.L., Clay T., Byers, V., **Rosenfeld P. E.** (2019) Hospital, Health, and Community Burden After Oil Refinery Fires, Richmond, California 2007 and 2012. *Environmental Health*. 18:48

Simons, R.A., Seo, Y. **Rosenfeld, P.**, (2015) Modeling the Effect of Refinery Emission On Residential Property Value. *Journal of Real Estate Research*. 27(3):321-342

Chen, J. A, Zapata A. R., Sutherland A. J., Molmen, D.R., Chow, B. S., Wu, L. E., **Rosenfeld, P. E.**, Hesse, R. C., (2012) Sulfur Dioxide and Volatile Organic Compound Exposure To A Community In Texas City Texas Evaluated Using Aermod and Empirical Data. *American Journal of Environmental Science*, 8(6), 622-632.

Rosenfeld, P.E. & Feng, L. (2011). *The Risks of Hazardous Waste*. Amsterdam: Elsevier Publishing.

Cheremisinoff, N.P., & **Rosenfeld, P.E.** (2011). *Handbook of Pollution Prevention and Cleaner Production: Best Practices in the Agrochemical Industry*, Amsterdam: Elsevier Publishing.

Gonzalez, J., Feng, L., Sutherland, A., Waller, C., Sok, H., Hesse, R., **Rosenfeld, P.** (2010). PCBs and Dioxins/Furans in Attic Dust Collected Near Former PCB Production and Secondary Copper Facilities in Sauget, IL. *Procedia Environmental Sciences*. 113–125.

Feng, L., Wu, C., Tam, L., Sutherland, A.J., Clark, J.J., **Rosenfeld, P.E.** (2010). Dioxin and Furan Blood Lipid and Attic Dust Concentrations in Populations Living Near Four Wood Treatment Facilities in the United States. *Journal of Environmental Health*. 73(6), 34-46.

Cheremisinoff, N.P., & **Rosenfeld, P.E.** (2010). *Handbook of Pollution Prevention and Cleaner Production: Best Practices in the Wood and Paper Industries*. Amsterdam: Elsevier Publishing.

Cheremisinoff, N.P., & **Rosenfeld, P.E.** (2009). *Handbook of Pollution Prevention and Cleaner Production: Best Practices in the Petroleum Industry*. Amsterdam: Elsevier Publishing.

Wu, C., Tam, L., Clark, J., **Rosenfeld, P.** (2009). Dioxin and furan blood lipid concentrations in populations living near four wood treatment facilities in the United States. *WIT Transactions on Ecology and the Environment, Air Pollution*, 123 (17), 319-327.

Tam L. K., Wu C. D., Clark J. J. and **Rosenfeld, P.E.** (2008). A Statistical Analysis Of Attic Dust And Blood Lipid Concentrations Of Tetrachloro-p-Dibenzodioxin (TCDD) Toxicity Equivalency Quotients (TEQ) In Two Populations Near Wood Treatment Facilities. *Organohalogen Compounds*, 70, 002252-002255.

Tam L. K., Wu C. D., Clark J. J. and **Rosenfeld, P.E.** (2008). Methods For Collect Samples For Assessing Dioxins And Other Environmental Contaminants In Attic Dust: A Review. *Organohalogen Compounds*, 70, 000527-000530.

Hensley, A.R. A. Scott, J. J. J. Clark, **Rosenfeld, P.E.** (2007). Attic Dust and Human Blood Samples Collected near a Former Wood Treatment Facility. *Environmental Research*. 105, 194-197.

Rosenfeld, P.E., J. J. J. Clark, A. R. Hensley, M. Suffet. (2007). The Use of an Odor Wheel Classification for Evaluation of Human Health Risk Criteria for Compost Facilities. *Water Science & Technology* 55(5), 345-357.

Rosenfeld, P. E., M. Suffet. (2007). The Anatomy Of Odour Wheels For Odours Of Drinking Water, Wastewater, Compost And The Urban Environment. *Water Science & Technology* 55(5), 335-344.

Sullivan, P. J. Clark, J.J.J., Agardy, F. J., **Rosenfeld, P.E.** (2007). *Toxic Legacy, Synthetic Toxins in the Food, Water, and Air in American Cities*. Boston Massachusetts: Elsevier Publishing

Rosenfeld, P.E., and Suffet I.H. (2004). Control of Compost Odor Using High Carbon Wood Ash. *Water Science and Technology*. 49(9),171-178.

Rosenfeld P. E., J.J. Clark, I.H. (Mel) Suffet (2004). The Value of An Odor-Quality-Wheel Classification Scheme For The Urban Environment. *Water Environment Federation's Technical Exhibition and Conference (WEFTEC) 2004*. New Orleans, October 2-6, 2004.

Rosenfeld, P.E., and Suffet, I.H. (2004). Understanding Odorants Associated With Compost, Biomass Facilities, and the Land Application of Biosolids. *Water Science and Technology*. 49(9), 193-199.

Rosenfeld, P.E., and Suffet I.H. (2004). Control of Compost Odor Using High Carbon Wood Ash, *Water Science and Technology*, 49(9), 171-178.

Rosenfeld, P. E., Grey, M. A., Sellev, P. (2004). Measurement of Biosolids Odor and Odorant Emissions from Windrows, Static Pile and Biofilter. *Water Environment Research*. 76(4), 310-315.

Rosenfeld, P.E., Grey, M and Suffet, M. (2002). Compost Demonstration Project, Sacramento California Using High-Carbon Wood Ash to Control Odor at a Green Materials Composting Facility. *Integrated Waste Management Board Public Affairs Office*, Publications Clearinghouse (MS-6), Sacramento, CA Publication #442-02-008.

Rosenfeld, P.E., and C.L. Henry. (2001). Characterization of odor emissions from three different biosolids. *Water Soil and Air Pollution*. 127(1-4), 173-191.

Rosenfeld, P.E., and Henry C. L., (2000). Wood ash control of odor emissions from biosolids application. *Journal of Environmental Quality*. 29, 1662-1668.

Rosenfeld, P.E., C.L. Henry and D. Bennett. (2001). Wastewater dewatering polymer affect on biosolids odor emissions and microbial activity. *Water Environment Research*. 73(4), 363-367.

Rosenfeld, P.E., and C.L. Henry. (2001). Activated Carbon and Wood Ash Sorption of Wastewater, Compost, and Biosolids Odorants. *Water Environment Research*, 73, 388-393.

Rosenfeld, P.E., and Henry C. L., (2001). High carbon wood ash effect on biosolids microbial activity and odor. *Water Environment Research*. 131(1-4), 247-262.

Chollack, T. and **P. Rosenfeld**. (1998). Compost Amendment Handbook For Landscaping. Prepared for and distributed by the City of Redmond, Washington State.

Rosenfeld, P. E. (1992). The Mount Liamuiga Crater Trail. *Heritage Magazine of St. Kitts*, 3(2).

Rosenfeld, P. E. (1993). High School Biogas Project to Prevent Deforestation On St. Kitts. *Biomass Users Network*, 7(1).

Rosenfeld, P. E. (1998). Characterization, Quantification, and Control of Odor Emissions From Biosolids Application To Forest Soil. Doctoral Thesis. University of Washington College of Forest Resources.

Rosenfeld, P. E. (1994). Potential Utilization of Small Diameter Trees on Sierra County Public Land. Masters thesis reprinted by the Sierra County Economic Council. Sierra County, California.

Rosenfeld, P. E. (1991). How to Build a Small Rural Anaerobic Digester & Uses Of Biogas In The First And Third World. Bachelors Thesis. University of California.

Presentations:

Rosenfeld, P.E., Sutherland, A; Hesse, R.; Zapata, A. (October 3-6, 2013). Air dispersion modeling of volatile organic emissions from multiple natural gas wells in Decatur, TX. *44th Western Regional Meeting, American Chemical Society*. Lecture conducted from Santa Clara, CA.

Sok, H.L.; Waller, C.C.; Feng, L.; Gonzalez, J.; Sutherland, A.J.; Wisdom-Stack, T.; Sahai, R.K.; Hesse, R.C.; **Rosenfeld, P.E.** (June 20-23, 2010). Atrazine: A Persistent Pesticide in Urban Drinking Water. *Urban Environmental Pollution*. Lecture conducted from Boston, MA.

Feng, L.; Gonzalez, J.; Sok, H.L.; Sutherland, A.J.; Waller, C.C.; Wisdom-Stack, T.; Sahai, R.K.; La, M.; Hesse, R.C.; **Rosenfeld, P.E.** (June 20-23, 2010). Bringing Environmental Justice to East St. Louis, Illinois. *Urban Environmental Pollution*. Lecture conducted from Boston, MA.

Rosenfeld, P.E. (April 19-23, 2009). Perfluorooctanoic Acid (PFOA) and Perfluorooctane Sulfonate (PFOS) Contamination in Drinking Water From the Use of Aqueous Film Forming Foams (AFFF) at Airports in the United States. *2009 Ground Water Summit and 2009 Ground Water Protection Council Spring Meeting*, Lecture conducted from Tuscon, AZ.

Rosenfeld, P.E. (April 19-23, 2009). Cost to Filter Atrazine Contamination from Drinking Water in the United States” Contamination in Drinking Water From the Use of Aqueous Film Forming Foams (AFFF) at Airports in the United States. *2009 Ground Water Summit and 2009 Ground Water Protection Council Spring Meeting*. Lecture conducted from Tuscon, AZ.

Wu, C., Tam, L., Clark, J., **Rosenfeld, P.** (20-22 July, 2009). Dioxin and furan blood lipid concentrations in populations living near four wood treatment facilities in the United States. Brebbia, C.A. and Popov, V., eds., *Air Pollution XVII: Proceedings of the Seventeenth International Conference on Modeling, Monitoring and Management of Air Pollution*. Lecture conducted from Tallinn, Estonia.

Rosenfeld, P. E. (October 15-18, 2007). Moss Point Community Exposure To Contaminants From A Releasing Facility. *The 23rd Annual International Conferences on Soils Sediment and Water*. Platform lecture conducted from University of Massachusetts, Amherst MA.

Rosenfeld, P. E. (October 15-18, 2007). The Repeated Trespass of Tritium-Contaminated Water Into A Surrounding Community Form Repeated Waste Spills From A Nuclear Power Plant. *The 23rd Annual International Conferences on Soils Sediment and Water*. Platform lecture conducted from University of Massachusetts, Amherst MA.

Rosenfeld, P. E. (October 15-18, 2007). Somerville Community Exposure To Contaminants From Wood Treatment Facility Emissions. The 23rd Annual International Conferences on Soils Sediment and Water. Lecture conducted from University of Massachusetts, Amherst MA.

Rosenfeld P. E. (March 2007). Production, Chemical Properties, Toxicology, & Treatment Case Studies of 1,2,3-Trichloropropane (TCP). *The Association for Environmental Health and Sciences (AEHS) Annual Meeting*. Lecture conducted from San Diego, CA.

Rosenfeld P. E. (March 2007). Blood and Attic Sampling for Dioxin/Furan, PAH, and Metal Exposure in Florala, Alabama. *The AEHS Annual Meeting*. Lecture conducted from San Diego, CA.

Hensley A.R., Scott, A., **Rosenfeld P.E.**, Clark, J.J.J. (August 21 – 25, 2006). Dioxin Containing Attic Dust And Human Blood Samples Collected Near A Former Wood Treatment Facility. *The 26th International Symposium on Halogenated Persistent Organic Pollutants – DIOXIN2006*. Lecture conducted from Radisson SAS Scandinavia Hotel in Oslo Norway.

Hensley A.R., Scott, A., **Rosenfeld P.E.**, Clark, J.J.J. (November 4-8, 2006). Dioxin Containing Attic Dust And Human Blood Samples Collected Near A Former Wood Treatment Facility. *APHA 134 Annual Meeting & Exposition*. Lecture conducted from Boston Massachusetts.

Paul Rosenfeld Ph.D. (October 24-25, 2005). Fate, Transport and Persistence of PFOA and Related Chemicals. Mealey's C8/PFOA. *Science, Risk & Litigation Conference*. Lecture conducted from The Rittenhouse Hotel, Philadelphia, PA.

Paul Rosenfeld Ph.D. (September 19, 2005). Brominated Flame Retardants in Groundwater: Pathways to Human Ingestion, *Toxicology and Remediation PEMA Emerging Contaminant Conference*. Lecture conducted from Hilton Hotel, Irvine California.

Paul Rosenfeld Ph.D. (September 19, 2005). Fate, Transport, Toxicity, And Persistence of 1,2,3-TCP. *PEMA Emerging Contaminant Conference*. Lecture conducted from Hilton Hotel in Irvine, California.

Paul Rosenfeld Ph.D. (September 26-27, 2005). Fate, Transport and Persistence of PDBEs. *Mealey's Groundwater Conference*. Lecture conducted from Ritz Carlton Hotel, Marina Del Ray, California.

Paul Rosenfeld Ph.D. (June 7-8, 2005). Fate, Transport and Persistence of PFOA and Related Chemicals. *International Society of Environmental Forensics: Focus On Emerging Contaminants*. Lecture conducted from Sheraton Oceanfront Hotel, Virginia Beach, Virginia.

Paul Rosenfeld Ph.D. (July 21-22, 2005). Fate Transport, Persistence and Toxicology of PFOA and Related Perfluorochemicals. *2005 National Groundwater Association Ground Water And Environmental Law Conference*. Lecture conducted from Wyndham Baltimore Inner Harbor, Baltimore Maryland.

Paul Rosenfeld Ph.D. (July 21-22, 2005). Brominated Flame Retardants in Groundwater: Pathways to Human Ingestion, Toxicology and Remediation. *2005 National Groundwater Association Ground Water and Environmental Law Conference*. Lecture conducted from Wyndham Baltimore Inner Harbor, Baltimore Maryland.

Paul Rosenfeld, Ph.D. and James Clark Ph.D. and Rob Hesse R.G. (May 5-6, 2004). Tert-butyl Alcohol Liability and Toxicology, A National Problem and Unquantified Liability. *National Groundwater Association. Environmental Law Conference*. Lecture conducted from Congress Plaza Hotel, Chicago Illinois.

Paul Rosenfeld, Ph.D. (March 2004). Perchlorate Toxicology. *Meeting of the American Groundwater Trust*. Lecture conducted from Phoenix Arizona.

Hagemann, M.F., **Paul Rosenfeld, Ph.D.** and Rob Hesse (2004). Perchlorate Contamination of the Colorado River. *Meeting of tribal representatives*. Lecture conducted from Parker, AZ.

Paul Rosenfeld, Ph.D. (April 7, 2004). A National Damage Assessment Model For PCE and Dry Cleaners. *Drycleaner Symposium. California Ground Water Association*. Lecture conducted from Radison Hotel, Sacramento, California.

Rosenfeld, P. E., Grey, M., (June 2003) Two stage biofilter for biosolids composting odor control. *Seventh International In Situ And On Site Bioremediation Symposium Battelle Conference* Orlando, FL.

Paul Rosenfeld, Ph.D. and James Clark Ph.D. (February 20-21, 2003) Understanding Historical Use, Chemical Properties, Toxicity and Regulatory Guidance of 1,4 Dioxane. *National Groundwater Association. Southwest Focus Conference. Water Supply and Emerging Contaminants..* Lecture conducted from Hyatt Regency Phoenix Arizona.

Paul Rosenfeld, Ph.D. (February 6-7, 2003). Underground Storage Tank Litigation and Remediation. *California CUPA Forum*. Lecture conducted from Marriott Hotel, Anaheim California.

Paul Rosenfeld, Ph.D. (October 23, 2002) Underground Storage Tank Litigation and Remediation. *EPA Underground Storage Tank Roundtable*. Lecture conducted from Sacramento California.

Rosenfeld, P.E. and Suffet, M. (October 7- 10, 2002). Understanding Odor from Compost, *Wastewater and Industrial Processes. Sixth Annual Symposium On Off Flavors in the Aquatic Environment. International Water Association*. Lecture conducted from Barcelona Spain.

Rosenfeld, P.E. and Suffet, M. (October 7- 10, 2002). Using High Carbon Wood Ash to Control Compost Odor. *Sixth Annual Symposium On Off Flavors in the Aquatic Environment. International Water Association*. Lecture conducted from Barcelona Spain.

Rosenfeld, P.E. and Grey, M. A. (September 22-24, 2002). Biocycle Composting For Coastal Sage Restoration. *Northwest Biosolids Management Association*. Lecture conducted from Vancouver Washington..

Rosenfeld, P.E. and Grey, M. A. (November 11-14, 2002). Using High-Carbon Wood Ash to Control Odor at a Green Materials Composting Facility. *Soil Science Society Annual Conference*. Lecture conducted from Indianapolis, Maryland.

Rosenfeld. P.E. (September 16, 2000). Two stage biofilter for biosolids composting odor control. *Water Environment Federation*. Lecture conducted from Anaheim California.

Rosenfeld. P.E. (October 16, 2000). Wood ash and biofilter control of compost odor. *Biofest*. Lecture conducted from Ocean Shores, California.

Rosenfeld, P.E. (2000). Bioremediation Using Organic Soil Amendments. *California Resource Recovery Association*. Lecture conducted from Sacramento California.

Rosenfeld, P.E., C.L. Henry, R. Harrison. (1998). Oat and Grass Seed Germination and Nitrogen and Sulfur Emissions Following Biosolids Incorporation With High-Carbon Wood-Ash. *Water Environment Federation 12th Annual Residuals and Biosolids Management Conference Proceedings*. Lecture conducted from Bellevue Washington.

Rosenfeld, P.E., and C.L. Henry. (1999). An evaluation of ash incorporation with biosolids for odor reduction. *Soil Science Society of America*. Lecture conducted from Salt Lake City Utah.

Rosenfeld, P.E., C.L. Henry, R. Harrison. (1998). Comparison of Microbial Activity and Odor Emissions from Three Different Biosolids Applied to Forest Soil. *Brown and Caldwell*. Lecture conducted from Seattle Washington.

Rosenfeld, P.E., C.L. Henry. (1998). Characterization, Quantification, and Control of Odor Emissions from Biosolids Application To Forest Soil. *Biofest*. Lecture conducted from Lake Chelan, Washington.

Rosenfeld, P.E., C.L. Henry, R. Harrison. (1998). Oat and Grass Seed Germination and Nitrogen and Sulfur Emissions Following Biosolids Incorporation With High-Carbon Wood-Ash. Water Environment Federation 12th Annual Residuals and Biosolids Management Conference Proceedings. Lecture conducted from Bellevue Washington.

Rosenfeld, P.E., C.L. Henry, R. B. Harrison, and R. Dills. (1997). Comparison of Odor Emissions From Three Different Biosolids Applied to Forest Soil. *Soil Science Society of America*. Lecture conducted from Anaheim California.

Teaching Experience:

UCLA Department of Environmental Health (Summer 2003 through 20010) Taught Environmental Health Science 100 to students, including undergrad, medical doctors, public health professionals and nurses. Course focused on the health effects of environmental contaminants.

National Ground Water Association, Successful Remediation Technologies. Custom Course in Sante Fe, New Mexico. May 21, 2002. Focused on fate and transport of fuel contaminants associated with underground storage tanks.

National Ground Water Association; Successful Remediation Technologies Course in Chicago Illinois. April 1, 2002. Focused on fate and transport of contaminants associated with Superfund and RCRA sites.

California Integrated Waste Management Board, April and May, 2001. Alternative Landfill Caps Seminar in San Diego, Ventura, and San Francisco. Focused on both prescriptive and innovative landfill cover design.

UCLA Department of Environmental Engineering, February 5, 2002. Seminar on Successful Remediation Technologies focusing on Groundwater Remediation.

University Of Washington, Soil Science Program, Teaching Assistant for several courses including: Soil Chemistry, Organic Soil Amendments, and Soil Stability.

U.C. Berkeley, Environmental Science Program Teaching Assistant for Environmental Science 10.

Academic Grants Awarded:

California Integrated Waste Management Board. \$41,000 grant awarded to UCLA Institute of the Environment. Goal: To investigate effect of high carbon wood ash on volatile organic emissions from compost. 2001.

Synagro Technologies, Corona California: \$10,000 grant awarded to San Diego State University. Goal: investigate effect of biosolids for restoration and remediation of degraded coastal sage soils. 2000.

King County, Department of Research and Technology, Washington State. \$100,000 grant awarded to University of Washington: Goal: To investigate odor emissions from biosolids application and the effect of polymers and ash on VOC emissions. 1998.

Northwest Biosolids Management Association, Washington State. \$20,000 grant awarded to investigate effect of polymers and ash on VOC emissions from biosolids. 1997.

James River Corporation, Oregon: \$10,000 grant was awarded to investigate the success of genetically engineered Poplar trees with resistance to round-up. 1996.

United State Forest Service, Tahoe National Forest: \$15,000 grant was awarded to investigating fire ecology of the Tahoe National Forest. 1995.

Kellogg Foundation, Washington D.C. \$500 grant was awarded to construct a large anaerobic digester on St. Kitts in West Indies. 1993

Deposition and/or Trial Testimony:

In the United States District Court For The District of New Jersey

Duarte et al, *Plaintiffs*, vs. United States Metals Refining Company et. al. *Defendant*.

Case No.: 2:17-cv-01624-ES-SCM

Rosenfeld Deposition. 6-7-2019

In the United States District Court of Southern District of Texas Galveston Division

M/T Carla Maersk, *Plaintiffs*, vs. Conti 168., Schiffahrts-GMBH & Co. Bulker KG MS “Conti Perdido”
Defendant.

Case No.: 3:15-CV-00106 consolidated with 3:15-CV-00237

Rosenfeld Deposition. 5-9-2019

In The Superior Court of the State of California In And For The County Of Los Angeles – Santa Monica

Carole-Taddeo-Bates et al., vs. Ifran Khan et al., Defendants

Case No.: No. BC615636

Rosenfeld Deposition, 1-26-2019

In The Superior Court of the State of California In And For The County Of Los Angeles – Santa Monica

The San Gabriel Valley Council of Governments et al. vs El Adobe Apts. Inc. et al., Defendants

Case No.: No. BC646857

Rosenfeld Deposition, 10-6-2018; Trial 3-7-19

In United States District Court For The District of Colorado

Bells et al. Plaintiff vs. The 3M Company et al., Defendants

Case: No 1:16-cv-02531-RBJ

Rosenfeld Deposition, 3-15-2018 and 4-3-2018

In The District Court Of Regan County, Texas, 112th Judicial District

Phillip Bales et al., Plaintiff vs. Dow Agrosiences, LLC, et al., Defendants

Cause No 1923

Rosenfeld Deposition, 11-17-2017

In The Superior Court of the State of California In And For The County Of Contra Costa

Simons et al., Plaintiffs vs. Chevron Corporation, et al., Defendants

Cause No C12-01481

Rosenfeld Deposition, 11-20-2017

In The Circuit Court Of The Twentieth Judicial Circuit, St Clair County, Illinois

Martha Custer et al., Plaintiff vs. Cerro Flow Products, Inc., Defendants

Case No.: No. 0i9-L-2295

Rosenfeld Deposition, 8-23-2017

In The Superior Court of the State of California, For The County of Los Angeles

Warrn Gilbert and Penny Gilber, Plaintiff vs. BMW of North America LLC

Case No.: LC102019 (c/w BC582154)

Rosenfeld Deposition, 8-16-2017, Trail 8-28-2018

In the Northern District Court of Mississippi, Greenville Division

Brenda J. Cooper, et al., *Plaintiffs*, vs. Meritor Inc., et al., *Defendants*

Case Number: 4:16-cv-52-DMB-JVM

Rosenfeld Deposition: July 2017

In The Superior Court of the State of Washington, County of Snohomish
Michael Davis and Julie Davis et al., Plaintiff vs. Cedar Grove Composting Inc., Defendants
Case No.: No. 13-2-03987-5
Rosenfeld Deposition, February 2017
Trial, March 2017

In The Superior Court of the State of California, County of Alameda
Charles Spain., Plaintiff vs. Thermo Fisher Scientific, et al., Defendants
Case No.: RG14711115
Rosenfeld Deposition, September 2015

In The Iowa District Court In And For Poweshiek County
Russell D. Winburn, et al., Plaintiffs vs. Doug Hoksbergen, et al., Defendants
Case No.: LALA002187
Rosenfeld Deposition, August 2015

In The Iowa District Court For Wapello County
Jerry Dovico, et al., Plaintiffs vs. Valley View Sine LLC, et al., Defendants
Law No.: LALA105144 - Division A
Rosenfeld Deposition, August 2015

In The Iowa District Court For Wapello County
Doug Pauls, et al., et al., Plaintiffs vs. Richard Warren, et al., Defendants
Law No.: LALA105144 - Division A
Rosenfeld Deposition, August 2015

In The Circuit Court of Ohio County, West Virginia
Robert Andrews, et al. v. Antero, et al.
Civil Action NO. 14-C-30000
Rosenfeld Deposition, June 2015

In The Third Judicial District County of Dona Ana, New Mexico
Betty Gonzalez, et al. Plaintiffs vs. Del Oro Dairy, Del Oro Real Estate LLC, Jerry Settles and Deward
DeRuyter, Defendants
Rosenfeld Deposition: July 2015

In The Iowa District Court For Muscatine County
Laurie Freeman et. al. Plaintiffs vs. Grain Processing Corporation, Defendant
Case No 4980
Rosenfeld Deposition: May 2015

In the Circuit Court of the 17th Judicial Circuit, in and For Broward County, Florida
Walter Hinton, et. al. Plaintiff, vs. City of Fort Lauderdale, Florida, a Municipality, Defendant.
Case Number CACE07030358 (26)
Rosenfeld Deposition: December 2014

In the United States District Court Western District of Oklahoma
Tommy McCarty, et al., Plaintiffs, v. Oklahoma City Landfill, LLC d/b/a Southeast Oklahoma City
Landfill, et al. Defendants.
Case No. 5:12-cv-01152-C
Rosenfeld Deposition: July 2014

In the County Court of Dallas County Texas

Lisa Parr et al, *Plaintiff*, vs. Aruba et al, *Defendant*.

Case Number cc-11-01650-E

Rosenfeld Deposition: March and September 2013

Rosenfeld Trial: April 2014

In the Court of Common Pleas of Tuscarawas County Ohio

John Michael Abicht, et al., *Plaintiffs*, vs. Republic Services, Inc., et al., *Defendants*

Case Number: 2008 CT 10 0741 (Cons. w/ 2009 CV 10 0987)

Rosenfeld Deposition: October 2012

In the United States District Court of Southern District of Texas Galveston Division

Kyle Cannon, Eugene Donovan, Genaro Ramirez, Carol Sassler, and Harvey Walton, each Individually and on behalf of those similarly situated, *Plaintiffs*, vs. BP Products North America, Inc., *Defendant*.

Case 3:10-cv-00622

Rosenfeld Deposition: February 2012

Rosenfeld Trial: April 2013

In the Circuit Court of Baltimore County Maryland

Philip E. Cvach, II et al., *Plaintiffs* vs. Two Farms, Inc. d/b/a Royal Farms, Defendants

Case Number: 03-C-12-012487 OT

Rosenfeld Deposition: September 2013

EXHIBIT C



Technical Consultation, Data Analysis and
Litigation Support for the Environment

1640 5th St., Suite 204 Santa
Santa Monica, California 90401
Tel: (949) 887-9013
Email: mhagemann@swape.com

Matthew F. Hagemann, P.G., C.Hg., QSD, QSP

**Geologic and Hydrogeologic Characterization
Industrial Stormwater Compliance
Investigation and Remediation Strategies
Litigation Support and Testifying Expert
CEQA Review**

Education:

M.S. Degree, Geology, California State University Los Angeles, Los Angeles, CA, 1984.

B.A. Degree, Geology, Humboldt State University, Arcata, CA, 1982.

Professional Certifications:

California Professional Geologist

California Certified Hydrogeologist

Qualified SWPPP Developer and Practitioner

Professional Experience:

Matt has 25 years of experience in environmental policy, assessment and remediation. He spent nine years with the U.S. EPA in the RCRA and Superfund programs and served as EPA's Senior Science Policy Advisor in the Western Regional Office where he identified emerging threats to groundwater from perchlorate and MTBE. While with EPA, Matt also served as a Senior Hydrogeologist in the oversight of the assessment of seven major military facilities undergoing base closure. He led numerous enforcement actions under provisions of the Resource Conservation and Recovery Act (RCRA) while also working with permit holders to improve hydrogeologic characterization and water quality monitoring.

Matt has worked closely with U.S. EPA legal counsel and the technical staff of several states in the application and enforcement of RCRA, Safe Drinking Water Act and Clean Water Act regulations. Matt has trained the technical staff in the States of California, Hawaii, Nevada, Arizona and the Territory of Guam in the conduct of investigations, groundwater fundamentals, and sampling techniques.

Positions Matt has held include:

- Founding Partner, Soil/Water/Air Protection Enterprise (SWAPE) (2003 – present);
- Geology Instructor, Golden West College, 2010 – 2014;
- Senior Environmental Analyst, Komex H2O Science, Inc. (2000 -- 2003);

- Executive Director, Orange Coast Watch (2001 – 2004);
- Senior Science Policy Advisor and Hydrogeologist, U.S. Environmental Protection Agency (1989–1998);
- Hydrogeologist, National Park Service, Water Resources Division (1998 – 2000);
- Adjunct Faculty Member, San Francisco State University, Department of Geosciences (1993 – 1998);
- Instructor, College of Marin, Department of Science (1990 – 1995);
- Geologist, U.S. Forest Service (1986 – 1998); and
- Geologist, Dames & Moore (1984 – 1986).

Senior Regulatory and Litigation Support Analyst:

With SWAPE, Matt’s responsibilities have included:

- Lead analyst and testifying expert in the review of over 100 environmental impact reports since 2003 under CEQA that identify significant issues with regard to hazardous waste, water resources, water quality, air quality, Valley Fever, greenhouse gas emissions, and geologic hazards. Make recommendations for additional mitigation measures to lead agencies at the local and county level to include additional characterization of health risks and implementation of protective measures to reduce worker exposure to hazards from toxins and Valley Fever.
- Stormwater analysis, sampling and best management practice evaluation at industrial facilities.
- Manager of a project to provide technical assistance to a community adjacent to a former Naval shipyard under a grant from the U.S. EPA.
- Technical assistance and litigation support for vapor intrusion concerns.
- Lead analyst and testifying expert in the review of environmental issues in license applications for large solar power plants before the California Energy Commission.
- Manager of a project to evaluate numerous formerly used military sites in the western U.S.
- Manager of a comprehensive evaluation of potential sources of perchlorate contamination in Southern California drinking water wells.
- Manager and designated expert for litigation support under provisions of Proposition 65 in the review of releases of gasoline to sources drinking water at major refineries and hundreds of gas stations throughout California.
- Expert witness on two cases involving MTBE litigation.
- Expert witness and litigation support on the impact of air toxins and hazards at a school.
- Expert witness in litigation at a former plywood plant.

With Komex H2O Science Inc., Matt’s duties included the following:

- Senior author of a report on the extent of perchlorate contamination that was used in testimony by the former U.S. EPA Administrator and General Counsel.
- Senior researcher in the development of a comprehensive, electronically interactive chronology of MTBE use, research, and regulation.
- Senior researcher in the development of a comprehensive, electronically interactive chronology of perchlorate use, research, and regulation.
- Senior researcher in a study that estimates nationwide costs for MTBE remediation and drinking water treatment, results of which were published in newspapers nationwide and in testimony against provisions of an energy bill that would limit liability for oil companies.
- Research to support litigation to restore drinking water supplies that have been contaminated by MTBE in California and New York.

- Expert witness testimony in a case of oil production-related contamination in Mississippi.
- Lead author for a multi-volume remedial investigation report for an operating school in Los Angeles that met strict regulatory requirements and rigorous deadlines.

- Development of strategic approaches for cleanup of contaminated sites in consultation with clients and regulators.

Executive Director:

As Executive Director with Orange Coast Watch, Matt led efforts to restore water quality at Orange County beaches from multiple sources of contamination including urban runoff and the discharge of wastewater. In reporting to a Board of Directors that included representatives from leading Orange County universities and businesses, Matt prepared issue papers in the areas of treatment and disinfection of wastewater and control of the discharge of grease to sewer systems. Matt actively participated in the development of countywide water quality permits for the control of urban runoff and permits for the discharge of wastewater. Matt worked with other nonprofits to protect and restore water quality, including Surfrider, Natural Resources Defense Council and Orange County CoastKeeper as well as with business institutions including the Orange County Business Council.

Hydrogeology:

As a Senior Hydrogeologist with the U.S. Environmental Protection Agency, Matt led investigations to characterize and cleanup closing military bases, including Mare Island Naval Shipyard, Hunters Point Naval Shipyard, Treasure Island Naval Station, Alameda Naval Station, Moffett Field, Mather Army Airfield, and Sacramento Army Depot. Specific activities were as follows:

- Led efforts to model groundwater flow and contaminant transport, ensured adequacy of monitoring networks, and assessed cleanup alternatives for contaminated sediment, soil, and groundwater.
- Initiated a regional program for evaluation of groundwater sampling practices and laboratory analysis at military bases.
- Identified emerging issues, wrote technical guidance, and assisted in policy and regulation development through work on four national U.S. EPA workgroups, including the Superfund Groundwater Technical Forum and the Federal Facilities Forum.

At the request of the State of Hawaii, Matt developed a methodology to determine the vulnerability of groundwater to contamination on the islands of Maui and Oahu. He used analytical models and a GIS to show zones of vulnerability, and the results were adopted and published by the State of Hawaii and County of Maui.

As a hydrogeologist with the EPA Groundwater Protection Section, Matt worked with provisions of the Safe Drinking Water Act and NEPA to prevent drinking water contamination. Specific activities included the following:

- Received an EPA Bronze Medal for his contribution to the development of national guidance for the protection of drinking water.
- Managed the Sole Source Aquifer Program and protected the drinking water of two communities through designation under the Safe Drinking Water Act. He prepared geologic reports, conducted public hearings, and responded to public comments from residents who were very concerned about the impact of designation.

- Reviewed a number of Environmental Impact Statements for planned major developments, including large hazardous and solid waste disposal facilities, mine reclamation, and water transfer.

Matt served as a hydrogeologist with the RCRA Hazardous Waste program. Duties were as follows:

- Supervised the hydrogeologic investigation of hazardous waste sites to determine compliance with Subtitle C requirements.
- Reviewed and wrote "part B" permits for the disposal of hazardous waste.
- Conducted RCRA Corrective Action investigations of waste sites and led inspections that formed the basis for significant enforcement actions that were developed in close coordination with U.S. EPA legal counsel.
- Wrote contract specifications and supervised contractor's investigations of waste sites.

With the National Park Service, Matt directed service-wide investigations of contaminant sources to prevent degradation of water quality, including the following tasks:

- Applied pertinent laws and regulations including CERCLA, RCRA, NEPA, NRDA, and the Clean Water Act to control military, mining, and landfill contaminants.
- Conducted watershed-scale investigations of contaminants at parks, including Yellowstone and Olympic National Park.
- Identified high-levels of perchlorate in soil adjacent to a national park in New Mexico and advised park superintendent on appropriate response actions under CERCLA.
- Served as a Park Service representative on the Interagency Perchlorate Steering Committee, a national workgroup.
- Developed a program to conduct environmental compliance audits of all National Parks while serving on a national workgroup.
- Co-authored two papers on the potential for water contamination from the operation of personal watercraft and snowmobiles, these papers serving as the basis for the development of nation-wide policy on the use of these vehicles in National Parks.
- Contributed to the Federal Multi-Agency Source Water Agreement under the Clean Water Action Plan.

Policy:

Served senior management as the Senior Science Policy Advisor with the U.S. Environmental Protection Agency, Region 9. Activities included the following:

- Advised the Regional Administrator and senior management on emerging issues such as the potential for the gasoline additive MTBE and ammonium perchlorate to contaminate drinking water supplies.
- Shaped EPA's national response to these threats by serving on workgroups and by contributing to guidance, including the Office of Research and Development publication, *Oxygenates in Water: Critical Information and Research Needs*.
- Improved the technical training of EPA's scientific and engineering staff.
- Earned an EPA Bronze Medal for representing the region's 300 scientists and engineers in negotiations with the Administrator and senior management to better integrate scientific principles into the policy-making process.
- Established national protocol for the peer review of scientific documents.

Geology:

With the U.S. Forest Service, Matt led investigations to determine hillslope stability of areas proposed for timber harvest in the central Oregon Coast Range. Specific activities were as follows:

- Mapped geology in the field, and used aerial photographic interpretation and mathematical models to determine slope stability.
- Coordinated his research with community members who were concerned with natural resource protection.
- Characterized the geology of an aquifer that serves as the sole source of drinking water for the city of Medford, Oregon.

As a consultant with Dames and Moore, Matt led geologic investigations of two contaminated sites (later listed on the Superfund NPL) in the Portland, Oregon, area and a large hazardous waste site in eastern Oregon. Duties included the following:

- Supervised year-long effort for soil and groundwater sampling.
- Conducted aquifer tests.
- Investigated active faults beneath sites proposed for hazardous waste disposal.

Teaching:

From 1990 to 1998, Matt taught at least one course per semester at the community college and university levels:

- At San Francisco State University, held an adjunct faculty position and taught courses in environmental geology, oceanography (lab and lecture), hydrogeology, and groundwater contamination.
- Served as a committee member for graduate and undergraduate students.
- Taught courses in environmental geology and oceanography at the College of Marin.

Matt taught physical geology (lecture and lab and introductory geology at Golden West College in Huntington Beach, California from 2010 to 2014.

Invited Testimony, Reports, Papers and Presentations:

Hagemann, M.F., 2008. Disclosure of Hazardous Waste Issues under CEQA. Presentation to the Public Environmental Law Conference, Eugene, Oregon.

Hagemann, M.F., 2008. Disclosure of Hazardous Waste Issues under CEQA. Invited presentation to U.S. EPA Region 9, San Francisco, California.

Hagemann, M.F., 2005. Use of Electronic Databases in Environmental Regulation, Policy Making and Public Participation. Brownfields 2005, Denver, Colorado.

Hagemann, M.F., 2004. Perchlorate Contamination of the Colorado River and Impacts to Drinking Water in Nevada and the Southwestern U.S. Presentation to a meeting of the American Groundwater Trust, Las Vegas, NV (served on conference organizing committee).

Hagemann, M.F., 2004. Invited testimony to a California Senate committee hearing on air toxins at schools in Southern California, Los Angeles.

Brown, A., Farrow, J., Gray, A. and **Hagemann, M.**, 2004. An Estimate of Costs to Address MTBE Releases from Underground Storage Tanks and the Resulting Impact to Drinking Water Wells. Presentation to the Ground Water and Environmental Law Conference, National Groundwater Association.

Hagemann, M.F., 2004. Perchlorate Contamination of the Colorado River and Impacts to Drinking Water in Arizona and the Southwestern U.S. Presentation to a meeting of the American Groundwater Trust, Phoenix, AZ (served on conference organizing committee).

Hagemann, M.F., 2003. Perchlorate Contamination of the Colorado River and Impacts to Drinking Water in the Southwestern U.S. Invited presentation to a special committee meeting of the National Academy of Sciences, Irvine, CA.

Hagemann, M.F., 2003. Perchlorate Contamination of the Colorado River. Invited presentation to a tribal EPA meeting, Pechanga, CA.

Hagemann, M.F., 2003. Perchlorate Contamination of the Colorado River. Invited presentation to a meeting of tribal representatives, Parker, AZ.

Hagemann, M.F., 2003. Impact of Perchlorate on the Colorado River and Associated Drinking Water Supplies. Invited presentation to the Inter-Tribal Meeting, Torres Martinez Tribe.

Hagemann, M.F., 2003. The Emergence of Perchlorate as a Widespread Drinking Water Contaminant. Invited presentation to the U.S. EPA Region 9.

Hagemann, M.F., 2003. A Deductive Approach to the Assessment of Perchlorate Contamination. Invited presentation to the California Assembly Natural Resources Committee.

Hagemann, M.F., 2003. Perchlorate: A Cold War Legacy in Drinking Water. Presentation to a meeting of the National Groundwater Association.

Hagemann, M.F., 2002. From Tank to Tap: A Chronology of MTBE in Groundwater. Presentation to a meeting of the National Groundwater Association.

Hagemann, M.F., 2002. A Chronology of MTBE in Groundwater and an Estimate of Costs to Address Impacts to Groundwater. Presentation to the annual meeting of the Society of Environmental Journalists.

Hagemann, M.F., 2002. An Estimate of the Cost to Address MTBE Contamination in Groundwater (and Who Will Pay). Presentation to a meeting of the National Groundwater Association.

Hagemann, M.F., 2002. An Estimate of Costs to Address MTBE Releases from Underground Storage Tanks and the Resulting Impact to Drinking Water Wells. Presentation to a meeting of the U.S. EPA and State Underground Storage Tank Program managers.

Hagemann, M.F., 2001. From Tank to Tap: A Chronology of MTBE in Groundwater. Unpublished report.

Hagemann, M.F., 2001. Estimated Cleanup Cost for MTBE in Groundwater Used as Drinking Water. Unpublished report.

Hagemann, M.F., 2001. Estimated Costs to Address MTBE Releases from Leaking Underground Storage Tanks. Unpublished report.

Hagemann, M.F., and VanMouwerik, M., 1999. Potential Water Quality Concerns Related to Snowmobile Usage. Water Resources Division, National Park Service, Technical Report.

VanMouwerik, M. and **Hagemann, M.F.** 1999, Water Quality Concerns Related to Personal Watercraft Usage. Water Resources Division, National Park Service, Technical Report.

Hagemann, M.F., 1999, Is Dilution the Solution to Pollution in National Parks? The George Wright Society Biannual Meeting, Asheville, North Carolina.

Hagemann, M.F., 1997, The Potential for MTBE to Contaminate Groundwater. U.S. EPA Superfund Groundwater Technical Forum Annual Meeting, Las Vegas, Nevada.

Hagemann, M.F., and Gill, M., 1996, Impediments to Intrinsic Remediation, Moffett Field Naval Air Station, Conference on Intrinsic Remediation of Chlorinated Hydrocarbons, Salt Lake City.

Hagemann, M.F., Fukunaga, G.L., 1996, The Vulnerability of Groundwater to Anthropogenic Contaminants on the Island of Maui, Hawaii. Hawaii Water Works Association Annual Meeting, Maui, October 1996.

Hagemann, M. F., Fukanaga, G. L., 1996, Ranking Groundwater Vulnerability in Central Oahu, Hawaii. Proceedings, Geographic Information Systems in Environmental Resources Management, Air and Waste Management Association Publication VIP-61.

Hagemann, M.F., 1994. Groundwater Characterization and Cleanup at Closing Military Bases in California. Proceedings, California Groundwater Resources Association Meeting.

Hagemann, M.F. and Sabol, M.A., 1993. Role of the U.S. EPA in the High Plains States Groundwater Recharge Demonstration Program. Proceedings, Sixth Biennial Symposium on the Artificial Recharge of Groundwater.

Hagemann, M.F., 1993. U.S. EPA Policy on the Technical Impracticability of the Cleanup of DNAPL-contaminated Groundwater. California Groundwater Resources Association Meeting.

Hagemann, M.F., 1992. Dense Nonaqueous Phase Liquid Contamination of Groundwater: An Ounce of Prevention... Proceedings, Association of Engineering Geologists Annual Meeting, v. 35.

Other Experience:

Selected as subject matter expert for the California Professional Geologist licensing examination, 2009-2011.

Date : 10/15/2019 5:22:50 PM

From : "Cesar Moreno"

To : "William Lamborn"

**Attachment : 4th and Hewitt Initial Study 20170915 Web.pdf;NOP 9-14-2017
FINAL SIGNED W EXHIBITS.pdf;**

Will,

See the email that I drafted per Heather's instructions. The email will go to Lisa Webber, Tal Harari, Clare Kelley, Veena Snehansh, and Craig Weber. Please review and let me know if you think it's ready to send out.

Thanks.

Hello All,

For your review, please find a link to the entitlement plan set for the proposed 4th and Hewitt Project, which was provided by Edgar Khalatian from Mayer Brown LLP on Wednesday, October 9th. An Initial Study and Notice of Preparation (see attached) were prepared for the project, and circulated to the public in September 2017. Changes to the project since September 2017 are as follows:

- Increase in height from 190 ft. to 286 ft. (Top of mechanical equipment)
- Increase in number of floors from 11 to 17
- Increase in floor area ratio from 5.04:1 to 6:1
- Increase in total gross floor area from 289,203 sf. to 343,925 sf. as follows:

September 2017	October 2019
<ul style="list-style-type: none">• 7,800 sf. of A+D Museum (existing, to remain)• 11,021 sf. of common area• 14,995 sf. of ground floor retail/food & beverage• 255,387 sf. of upper floor commercial office	<ul style="list-style-type: none">• 7,800 sf. of A+D Museum (existing, to remain)• 8,149 sf. of food & beverage• 327,976 sf. of commercial office including common area

Please provide initial comments on the height, massing, design, etc.

Thank you.

Cesar Moreno
Planning Assistant
Los Angeles City Planning

221 N. Figueroa St., Suite 1350
Los Angeles, CA 90012
Planning4LA.org
T: (213) 847-3656

 [401 S Hewitt Plan Set_2019-1003.PDF](#)



CITY OF LOS ANGELES
DEPARTMENT OF CITY PLANNING
CITY HALL 200 NORTH SPRING STREET LOS ANGELES CA 90012

INITIAL STUDY

4th and Hewitt Project

Case Number: ENV-2017-470-EIR

Project Location: The existing addresses include 900, 902, 904, 906-910, and 926 E. 4th Street; 406, 408, and 414 S. Colyton Street; and 405, 407, 411, 417, and 423 S. Hewitt Street, Los Angeles, California 90013. The proposed address would be 401 S. Hewitt Street, Los Angeles, California, 90013.

Community Plan Area: Central City North

Council District: 14—Huizar

Project Description: The proposed 4th and Hewitt Project would be located on approximately 1.31 acres at the south side of East 4th Street between Colyton Street and South Hewitt Street. The Project retains the approximately 7,800-square-foot (sf) existing Architecture and Design Museum (A+D Museum) and includes the demolition of 6,030 sf of office and related garage space, 1,000 sf of storage space, and approximately 39,751 sf of surface parking lots. The Project would include construction of an 11-story commercial office building that would consist of approximately 14,995 sf of ground floor commercial space, approximately 255,387 sf of office space and lobbies, and approximately 11,021 sf of common area. The proposed building would rise to a maximum height of 190 feet above grade, and the Project's proposed floor area ratio (FAR) would be approximately 5.04:1. The office component would be located on the 5th through 11th floors. The Project would provide 538 parking spaces on three subterranean levels and on the 2nd through 5th above-ground floors. In addition, the Project would provide 164 bicycle parking spaces, comprised of 44 bicycle spaces for short term use and 120 for long term use. See Attachment A for additional details.

PREPARED FOR:

The City of Los Angeles
Department of City Planning

PREPARED BY:

Envicom Corporation
4165 E. Thousand Oaks Blvd.
Suite 290
Westlake Village, CA 91362

APPLICANT:

LIG – 900, 910 and 926 E. 4th St., 405-411 S. Hewitt St., LLC
6315 Bandini Boulevard
Commerce, California 90040

September 2017

INITIAL STUDY

Table of Contents

	<u>Page</u>
Environmental Checklist.....	IS-1
Attachment A, Project Description	A-1
A. Project Summary	A-1
B. Environmental Setting	A-1
C. Project Description	A-6
D. Requested Permits and Approvals	A-12
Attachment B, Explanation of Environmental Checklist Determinations	B-1
I. Aesthetics	B-1
II. Agriculture and Forestry Resources	B-6
III. Air Quality	B-8
IV. Biological Resources	B-10
V. Cultural Resources	B-12
VI. Geology and Soils	B-14
VII. Greenhouse Gas Emissions	B-17
VIII. Hazards and Hazardous Materials	B-18
IX. Hydrology and Water Quality	B-21
X. Land Use and Planning	B-24
XI. Mineral Resources	B-25
XII. Noise	B-26
XIII. Population and Housing	B-28
XIV. Public Services	B-29
XV. Recreation	B-31
XVI. Transportation and Traffic	B-31
XVII. Tribal Cultural Resources	B-34
XVIII. Utilities and Service Systems	B-35
XIX. Mandatory Findings of Significance	B-37
 List of Figures	
A-1 Site and Regional Location Map	A-2
A-2 Ground Floor Plan	A-7
A-3 Roof Plan	A-8
B-1 Project Site Location within a Transit Priority Area	B-2
 List of Tables	
A-1 Property Information by Parcel	A-3
A-2 Proposed Project Land Uses and Floor Area	A-6
A-3 Vehicle Parking	A-10
A-4 Bicycle Parking	A-10
 List of Appendices	
Appendix IS-1 Biological Resources	

CITY OF LOS ANGELES

OFFICE OF THE CITY CLERK
ROOM 395, CITY HALL
LOS ANGELES, CALIFORNIA 90012

CALIFORNIA ENVIRONMENTAL QUALITY ACT INITIAL STUDY AND APPENDIX G CHECKLIST

LEAD CITY AGENCY	COUNCIL DISTRICT	DATE
City of Los Angeles Department of City Planning	14	September 20, 2017

RESPONSIBLE AGENCIES

Including, but not limited to, the Regional Water Quality Control Board and South Coast Air Quality Management District.

PROJECT TITLE / NO.	CASE NOS.
4 th and Hewitt Project	ENV-2017-470-EIR CPC-2017-469-GPA-VZC-HD-CU-MCUP- SPR VTT-74745

PROJECT LOCATION

The Project Site is located at 900, 902, 904, 906-910, and 926 E. 4th Street; 406, 408, and 414 S. Colyton Street; and 405, 407, 411, 417, and 423 S. Hewitt Street, in Los Angeles, California 90013. The proposed address would be 401 S. Hewitt Street, Los Angeles, California, 90013. The Project Site consists of approximately 1.31 acres located in the Arts District within the City of Los Angeles' Central City North Community Plan Area. The Project Site is located approximately 0.35 miles east of the Los Angeles River, 0.10 miles west of S. Alameda Street, 0.75 miles south of Highway 101, and approximately one mile north of the Santa Monica Freeway (Interstate 10). See Attachment A for additional details.

APPLICANT NAME AND ADDRESS	PHONE NUMBER
LIG – 900, 910 and 926 E. 4th St., 405-411 S. Hewitt St., LLC 6315 Bandini Boulevard Commerce, California 90040	(213) 820-9596

PROJECT DESCRIPTION

The proposed 4th and Hewitt Project would be located on approximately 1.31 acres at the south side of East 4th Street between Colyton Street and South Hewitt Street. The Project retains the approximately 7,800-square-foot (sf) existing Architecture and Design Museum (A+D Museum) and includes the demolition of 6,030 sf of office and related garage space, 1,000 sf of storage space, and approximately 39,751 sf of surface parking lots. The Project would include construction of an 11-story commercial office building that would consist of approximately 14,995 sf of ground floor commercial space, approximately 255,387 sf of office space and lobbies, and approximately 11,021 sf of common area. The proposed building would rise to a maximum height of 190 feet above grade, and the Project's proposed floor area ratio (FAR) would be approximately 5.04:1. The office component would be located on the 5th through 11th floors. The Project would provide 538 parking spaces on three subterranean levels and on the 2nd through 5th above-ground floors. In addition, the Project would provide 164 bicycle parking spaces, comprised of 44 bicycle spaces for short term use and 120 for long term use. See Attachment A for additional details.

ENVIRONMENTAL SETTING

The property consists of six contiguous parcels bounded by Colyton Street to the west, E. 4th Street to the north, S. Hewitt Street to the east, and various industrial and commercial uses to the south. Additional existing land uses in the Project vicinity include live/work residential uses. The General Plan designation of the Project Site is Heavy Industrial and the zoning is M3-1-RIO. See Attachment A for additional details.

Have California Native American tribes traditionally and culturally affiliated with the project area requested consultation pursuant to Public Resources Code section 21080.3.1? If so, has consultation begun?

Yes: June 14, 2017.

ENVIRONMENTAL FACTORS POTENTIALLY AFFECTED:

The environmental factors checked below would be potentially affected by this project, involving at least one impact that is a "Potentially Significant Impact" as indicated by the checklist on the following pages.

- | | | |
|--|---|--|
| <input type="checkbox"/> Aesthetics | <input checked="" type="checkbox"/> Hazards & Hazardous Materials | <input type="checkbox"/> Recreation |
| <input type="checkbox"/> Agriculture and Forestry Resources | <input checked="" type="checkbox"/> Hydrology / Water Quality | <input checked="" type="checkbox"/> Transportation / Traffic |
| <input checked="" type="checkbox"/> Air Quality | <input checked="" type="checkbox"/> Land Use / Planning | <input checked="" type="checkbox"/> Tribal Cultural Resources |
| <input type="checkbox"/> Biological Resources | <input type="checkbox"/> Mineral Resources | <input checked="" type="checkbox"/> Utilities / Service Systems |
| <input checked="" type="checkbox"/> Cultural Resources | <input checked="" type="checkbox"/> Noise | <input checked="" type="checkbox"/> Mandatory Findings of Significance |
| <input checked="" type="checkbox"/> Geology / Soils | <input checked="" type="checkbox"/> Population / Housing | |
| <input checked="" type="checkbox"/> Greenhouse Gas Emissions | <input checked="" type="checkbox"/> Public Services | |

DETERMINATION (to be completed by Lead Agency)

On the basis of this initial evaluation:

- ☐ I find that the proposed project COULD NOT have a significant effect on the environment, and a NEGATIVE DECLARATION will be prepared.
- ☐ I find that although the proposed project could have a significant effect on the environment, there will not be a significant effect in this case because revisions on the project have been made by or agreed to by the project proponent. A MITIGATED NEGATIVE DECLARATION will be prepared.
- ☒ I find the proposed project MAY have a significant effect on the environment, and an ENVIRONMENTAL IMPACT REPORT is required.
- ☐ I find the proposed project MAY have a "potentially significant impact" or "potentially significant unless mitigated" impact on the environment, but at least one effect 1) has been adequately analyzed in an earlier document pursuant to applicable legal standards, and 2) has been addressed by mitigation measures based on earlier analysis as described on attached sheets. An ENVIRONMENTAL IMPACT REPORT is required, but it must analyze only the effects that remain to be addressed.
- ☐ I find that although the proposed project could have a significant effect on the environment, because all potentially significant effects (a) have been analyzed adequately in an earlier EIR or NEGATIVE DECLARATION pursuant to applicable standards, and (b) have been avoided or mitigated pursuant to that earlier EIR or NEGATIVE DECLARATION, including revisions or mitigation measures that are imposed upon the proposed project, nothing further is required.

William Lamborn

PRINTED NAME



SIGNATURE

City Planner

TITLE

(213) 978-1470

TELEPHONE NUMBER

EVALUATION OF ENVIRONMENTAL IMPACTS:

- 1) A brief explanation is required for all answers except "No Impact" answers that are adequately supported by the information sources a lead agency cites in the parentheses following each question. A "No Impact" answer is adequately supported if the referenced information sources show that the impact simply does not apply to projects like the one involved (e.g., the project falls outside a fault rupture zone). A "No Impact" answer should be explained where it is based on project-specific factors as well as general standards (e.g., the project will not expose sensitive receptors to pollutants, based on a project-specific screening analysis).
- 2) All answers must take account of the whole action involved, including off-site as well as on-site, cumulative as well as project-level, indirect as well as direct, and construction as well as operational impacts.
- 3) Once the lead agency has determined that a particular physical impact may occur, then the checklist answers must indicate whether the impact is potentially significant, less than significant with mitigation, or less than significant. "Potentially Significant Impact" is appropriate if there is substantial evidence that an effect may be significant. If there are one or more "Potentially Significant Impact" entries when the determination is made, an EIR is required.
- 4) "Negative Declaration: Less Than Significant With Mitigation Incorporated" applies where the incorporation of a mitigation measure has reduced an effect from "Potentially Significant Impact" to "Less Than Significant Impact." The lead agency must describe the mitigation measures, and briefly explain how they reduce the effect to a less than significant level (mitigation measures from "Earlier Analysis," as described in (5) below, may be cross referenced).
- 5) Earlier analysis must be used where, pursuant to the tiering, program EIR, or other CEQA process, an effect has been adequately analyzed in an earlier EIR, or negative declaration. Section 15063 (c)(3)(D). In this case, a brief discussion should identify the following:
 - a) Earlier Analysis Used. Identify and state where they are available for review.
 - b) Impacts Adequately Addressed. Identify which effects from the above checklist were within the scope of and adequately analyzed in an earlier document pursuant to applicable legal standards, and state whether such effects were addressed by mitigation measures based on the earlier analysis.
 - c) Mitigation Measures. For effects that are "Less Than Significant With Mitigation Measures Incorporated," describe the mitigation measures which were incorporated or refined from the earlier document and the extent to which they address site-specific conditions for the project.
- 6) Lead agencies are encouraged to incorporate into the checklist references to information sources for potential impacts (e.g., general plans, zoning ordinances). Reference to a previously prepared or outside document should, where appropriate, include a reference to the page or pages where the statement is substantiated
- 7) Supporting Information Sources: A sources list should be attached, and other sources used or individuals contacted should be cited in the discussion.
- 8) This is only a suggested form, and lead agencies are free to use different formats; however, lead agencies should normally address the questions from this checklist that are relevant to a project's environmental effects in whichever format is selected.
- 9) The explanation of each issue should identify:
 - a) The significance criteria or threshold, if any, used to evaluate each question; and
 - b) The mitigation measure identified, if any, to reduce the impact to less than significance.

	Potentially Significant Impact	Less Than Significant with Mitigation Incorporated	Less Than Significant Impact	No Impact
I. AESTHETICS. Would the project:				
a. Have a substantial adverse effect on a scenic vista?	<input type="checkbox"/>	<input type="checkbox"/>	<input type="checkbox"/>	<input checked="" type="checkbox"/>
b. Substantially damage scenic resources, including, but not limited to, trees, rock outcroppings, and historic buildings within a state scenic highway?	<input type="checkbox"/>	<input type="checkbox"/>	<input type="checkbox"/>	<input checked="" type="checkbox"/>
c. Substantially degrade the existing visual character or quality of the site and its surroundings?	<input type="checkbox"/>	<input type="checkbox"/>	<input type="checkbox"/>	<input checked="" type="checkbox"/>
d. Create a new source of substantial light or glare which would adversely affect day or nighttime views in the area?	<input type="checkbox"/>	<input type="checkbox"/>	<input type="checkbox"/>	<input checked="" type="checkbox"/>
II. AGRICULTURE AND FOREST RESOURCES. In determining whether impacts to agricultural resources are significant environmental effects, lead agencies may refer to the California Agricultural Land Evaluation and Site Assessment Model (1997) prepared by the California Dept. of Conservation as an optional model to use in assessing impacts on agriculture and farmland. In determining whether impacts to forest resources, including timberland, are significant environmental effects, lead agencies may refer to information compiled by the California Department of Forestry and Fire Protection regarding the state's inventory of forest land, including the Forest and Range Assessment Project and the Forest Legacy Assessment project; and forest carbon measurement methodology provided in Forest Protocols adopted by the California Air Resources Board. Would the project:				
a. Convert Prime Farmland, Unique Farmland, or Farmland of Statewide Importance (Farmland), as shown on the maps prepared pursuant to the Farmland Mapping and Monitoring Program of the California Resources Agency, to non-agricultural use?	<input type="checkbox"/>	<input type="checkbox"/>	<input type="checkbox"/>	<input checked="" type="checkbox"/>
b. Conflict with existing zoning for agricultural use, or a Williamson Act contract?	<input type="checkbox"/>	<input type="checkbox"/>	<input type="checkbox"/>	<input checked="" type="checkbox"/>
c. Conflict with existing zoning for, or cause rezoning of, forest land (as defined in Public Resources Code section 12220(g)), timberland (as defined by Public Resources Code section 4526), or timberland zoned Timberland Production (as defined by Government Code section 51104(g))?	<input type="checkbox"/>	<input type="checkbox"/>	<input type="checkbox"/>	<input checked="" type="checkbox"/>
d. Result in the loss of forest land or conversion of forest land to non-forest use?	<input type="checkbox"/>	<input type="checkbox"/>	<input type="checkbox"/>	<input checked="" type="checkbox"/>
e. Involve other changes in the existing environment which, due to their location or nature, could result in conversion of Farmland, to non-agricultural use or conversion of forest land to non-forest use?	<input type="checkbox"/>	<input type="checkbox"/>	<input type="checkbox"/>	<input checked="" type="checkbox"/>

	Potentially Significant Impact	Less Than Significant with Mitigation Incorporated	Less Than Significant Impact	No Impact
III. AIR QUALITY. Where available, the significance criteria established by the applicable air quality management or air pollution control district may be relied upon to make the following determinations. Would the project:				
a. Conflict with or obstruct implementation of the applicable air quality plan?	<input checked="" type="checkbox"/>	<input type="checkbox"/>	<input type="checkbox"/>	<input type="checkbox"/>
b. Violate any air quality standard or contribute substantially to an existing or projected air quality violation?	<input checked="" type="checkbox"/>	<input type="checkbox"/>	<input type="checkbox"/>	<input type="checkbox"/>
c. Result in a cumulatively considerable net increase of any criteria pollutant for which the project region is non-attainment under an applicable federal or state ambient air quality standard (including releasing emissions which exceed quantitative thresholds for ozone precursors)?	<input checked="" type="checkbox"/>	<input type="checkbox"/>	<input type="checkbox"/>	<input type="checkbox"/>
d. Expose sensitive receptors to substantial pollutant concentrations?	<input checked="" type="checkbox"/>	<input type="checkbox"/>	<input type="checkbox"/>	<input type="checkbox"/>
e. Create objectionable odors affecting a substantial number of people?	<input type="checkbox"/>	<input type="checkbox"/>	<input checked="" type="checkbox"/>	<input type="checkbox"/>
IV. BIOLOGICAL RESOURCES. Would the project:				
a. Have a substantial adverse effect, either directly or through habitat modifications, on any species identified as a candidate, sensitive, or special status species in local or regional plans, policies, or regulations, or by the California Department of Fish and Game or U.S. Fish and Wildlife Service?	<input type="checkbox"/>	<input type="checkbox"/>	<input type="checkbox"/>	<input checked="" type="checkbox"/>
b. Have a substantial adverse effect on any riparian habitat or other sensitive natural community identified in local or regional plans, policies, regulations or by the California Department of Fish and Game or US Fish and Wildlife Service?	<input type="checkbox"/>	<input type="checkbox"/>	<input type="checkbox"/>	<input checked="" type="checkbox"/>
c. Have a substantial adverse effect on federally protected wetlands as defined by Section 404 of the Clean Water Act (including, but not limited to, marsh, vernal pool, coastal, etc.) through direct removal, filling, hydrological interruption, or other means?	<input type="checkbox"/>	<input type="checkbox"/>	<input type="checkbox"/>	<input checked="" type="checkbox"/>
d. Interfere substantially with the movement of any native resident or migratory fish or wildlife species or with established native resident or migratory wildlife corridors, or impede the use of native wildlife nursery sites?	<input type="checkbox"/>	<input type="checkbox"/>	<input checked="" type="checkbox"/>	<input type="checkbox"/>
e. Conflict with any local policies or ordinances protecting biological resources, such as a tree preservation policy or ordinance?	<input type="checkbox"/>	<input type="checkbox"/>	<input checked="" type="checkbox"/>	<input type="checkbox"/>
f. Conflict with the provisions of an adopted Habitat Conservation Plan, Natural Community Conservation Plan, or other approved local, regional, or state habitat conservation plan?	<input type="checkbox"/>	<input type="checkbox"/>	<input type="checkbox"/>	<input checked="" type="checkbox"/>

	Potentially Significant Impact	Less Than Significant with Mitigation Incorporated	Less Than Significant Impact	No Impact
V. CULTURAL RESOURCES: Would the project:				
a. Cause a substantial adverse change in the significance of a historical resource as defined in § 15064.5?	<input checked="" type="checkbox"/>	<input type="checkbox"/>	<input type="checkbox"/>	<input type="checkbox"/>
b. Cause a substantial adverse change in the significance of an archaeological resource pursuant to § 15064.5?	<input checked="" type="checkbox"/>	<input type="checkbox"/>	<input type="checkbox"/>	<input type="checkbox"/>
c. Directly or indirectly destroy a unique paleontological resource or site or unique geologic feature?	<input checked="" type="checkbox"/>	<input type="checkbox"/>	<input type="checkbox"/>	<input type="checkbox"/>
d. Disturb any human remains, including those interred outside of dedicated cemeteries?	<input checked="" type="checkbox"/>	<input type="checkbox"/>	<input type="checkbox"/>	<input type="checkbox"/>
VI. GEOLOGY AND SOILS. Would the project:				
a. Expose people or structures to potential substantial adverse effects, including the risk of loss, injury, or death involving:				
i. Rupture of a known earthquake fault, as delineated on the most recent Alquist-Priolo Earthquake Fault Zoning Map issued by the State Geologist for the area or based on other substantial evidence of a known fault, caused in whole or in part by the project's exacerbation of the existing environmental conditions? Refer to Division of Mines and Geology Special Publication 42.	<input checked="" type="checkbox"/>	<input type="checkbox"/>	<input type="checkbox"/>	<input type="checkbox"/>
ii. Strong seismic ground shaking caused in whole or in part by the project's exacerbation of the existing environmental conditions?	<input checked="" type="checkbox"/>	<input type="checkbox"/>	<input type="checkbox"/>	<input type="checkbox"/>
iii. Seismic-related ground failure, including liquefaction, caused in whole or in part by the project's exacerbation of the existing environmental conditions?	<input checked="" type="checkbox"/>	<input type="checkbox"/>	<input type="checkbox"/>	<input type="checkbox"/>
iv. Landslides, caused in whole or in part by the project's exacerbation of the existing environmental conditions?	<input type="checkbox"/>	<input type="checkbox"/>	<input type="checkbox"/>	<input checked="" type="checkbox"/>
b. Result in substantial soil erosion or the loss of topsoil?	<input checked="" type="checkbox"/>	<input type="checkbox"/>	<input type="checkbox"/>	<input type="checkbox"/>
c. Be located on a geologic unit that is unstable, or that would become unstable as a result of the project, and potentially result in on- or off-site landslide, lateral spreading, subsidence, liquefaction, or collapse, caused in whole or in part by the project's exacerbation of the existing environmental conditions?	<input checked="" type="checkbox"/>	<input type="checkbox"/>	<input type="checkbox"/>	<input type="checkbox"/>
d. Be located on expansive soil, as defined in Table 18-1-B of the Uniform Building Code (1994), creating substantial risks to life or property caused in whole or in part by the project's exacerbation of the existing environmental conditions?	<input checked="" type="checkbox"/>	<input type="checkbox"/>	<input type="checkbox"/>	<input type="checkbox"/>

	Potentially Significant Impact	Less Than Significant with Mitigation Incorporated	Less Than Significant Impact	No Impact
e. Have soils incapable of adequately supporting the use of septic tanks or alternative waste water disposal systems where sewers are not available for the disposal of waste water?	<input type="checkbox"/>	<input type="checkbox"/>	<input type="checkbox"/>	<input checked="" type="checkbox"/>

VII. GREENHOUSE GAS EMISSIONS. Would the project:

a. Generate greenhouse gas emissions, either directly or indirectly, that may have a significant impact on the environment?	<input checked="" type="checkbox"/>	<input type="checkbox"/>	<input type="checkbox"/>	<input type="checkbox"/>
b. Conflict with an applicable plan, policy or regulation adopted for the purpose of reducing the emissions of greenhouse gases?	<input checked="" type="checkbox"/>	<input type="checkbox"/>	<input type="checkbox"/>	<input type="checkbox"/>

VIII. HAZARDS AND HAZARDOUS MATERIALS. Would the project:

a. Create a significant hazard to the public or the environment through the routine transport, use, or disposal of hazardous materials?	<input checked="" type="checkbox"/>	<input type="checkbox"/>	<input type="checkbox"/>	<input type="checkbox"/>
b. Create a significant hazard to the public or the environment through reasonably foreseeable upset and accident conditions involving the release of hazardous materials into the environment?	<input checked="" type="checkbox"/>	<input type="checkbox"/>	<input type="checkbox"/>	<input type="checkbox"/>
c. Emit hazardous emissions or handle hazardous or acutely hazardous materials, substances, or waste within one-quarter mile of an existing or proposed school?	<input checked="" type="checkbox"/>	<input type="checkbox"/>	<input type="checkbox"/>	<input type="checkbox"/>
d. Be located on a site which is included on a list of hazardous materials sites compiled pursuant to Government Code Section 65962.5 and, as a result, would create a significant hazard to the public or the environment caused in whole or in part from the project's exacerbation of existing environmental conditions?	<input checked="" type="checkbox"/>	<input type="checkbox"/>	<input type="checkbox"/>	<input type="checkbox"/>
e. For a project located within an airport land use plan or, where such a plan has not been adopted, within two miles of a public airport or public use airport, would the project result in a safety hazard for people residing or working in the project area?	<input type="checkbox"/>	<input type="checkbox"/>	<input type="checkbox"/>	<input checked="" type="checkbox"/>
f. For a project within the vicinity of a private airstrip, would the project result in a safety hazard for people residing or working in the project area?	<input type="checkbox"/>	<input type="checkbox"/>	<input type="checkbox"/>	<input checked="" type="checkbox"/>
g. Impair implementation of or physically interfere with an adopted emergency response plan or emergency evacuation plan?	<input checked="" type="checkbox"/>	<input type="checkbox"/>	<input type="checkbox"/>	<input type="checkbox"/>
h. Expose people or structures to a significant risk of loss, injury or death involving wildland fires, including, where wildlands are adjacent to urbanized areas or where residences are intermixed with wildlands, caused in whole or in part from the project's exacerbation of existing environmental conditions?	<input type="checkbox"/>	<input type="checkbox"/>	<input type="checkbox"/>	<input checked="" type="checkbox"/>

	Potentially Significant Impact	Less Than Significant with Mitigation Incorporated	Less Than Significant Impact	No Impact
IX. HYDROLOGY AND WATER QUALITY. Would the project:				
a. Violate any water quality standards or waste discharge requirements?	<input checked="" type="checkbox"/>	<input type="checkbox"/>	<input type="checkbox"/>	<input type="checkbox"/>
b. Substantially deplete groundwater supplies or interfere substantially with groundwater recharge such that there would be a net deficit in aquifer volume or a lowering of the local groundwater table level (e.g., the production rate of pre-existing nearby wells would drop to a level which would not support existing land uses or planned uses for which permits have been granted)?	<input checked="" type="checkbox"/>	<input type="checkbox"/>	<input type="checkbox"/>	<input type="checkbox"/>
c. Substantially alter the existing drainage pattern of the site or area, including through the alteration of the course of a stream or river, in a manner which would result in substantial erosion or siltation on- or off-site?	<input checked="" type="checkbox"/>	<input type="checkbox"/>	<input type="checkbox"/>	<input type="checkbox"/>
d. Substantially alter the existing drainage pattern of the site or area, including through the alteration of the course of a stream or river, or substantially increase the rate or amount of surface runoff in a manner which would result in flooding on- or off-site?	<input checked="" type="checkbox"/>	<input type="checkbox"/>	<input type="checkbox"/>	<input type="checkbox"/>
e. Create or contribute runoff water which would exceed the capacity of existing or planned stormwater drainage systems or provide substantial additional sources of polluted runoff?	<input checked="" type="checkbox"/>	<input type="checkbox"/>	<input type="checkbox"/>	<input type="checkbox"/>
f. Otherwise substantially degrade water quality?	<input checked="" type="checkbox"/>	<input type="checkbox"/>	<input type="checkbox"/>	<input type="checkbox"/>
g. Place housing within a 100-year flood hazard area as mapped on a federal Flood Hazard Boundary or Flood Insurance Rate Map or other flood hazard delineation map?	<input type="checkbox"/>	<input type="checkbox"/>	<input type="checkbox"/>	<input checked="" type="checkbox"/>
h. Place within a 100-year flood hazard area structures which would impede or redirect flood flows?	<input type="checkbox"/>	<input type="checkbox"/>	<input type="checkbox"/>	<input checked="" type="checkbox"/>
i. Expose people or structures to a significant risk of loss, injury or death involving flooding, including flooding as a result of the failure of a levee or dam?	<input checked="" type="checkbox"/>	<input type="checkbox"/>	<input type="checkbox"/>	<input type="checkbox"/>
j. Inundation by seiche, tsunami, or mudflow?	<input checked="" type="checkbox"/>	<input type="checkbox"/>	<input type="checkbox"/>	<input type="checkbox"/>
X. LAND USE AND PLANNING. Would the project:				
a. Physically divide an established community?	<input type="checkbox"/>	<input type="checkbox"/>	<input type="checkbox"/>	<input checked="" type="checkbox"/>
b. Conflict with any applicable land use plan, policy, or regulation of an agency with jurisdiction over the project (including, but not limited to the general plan, specific plan, local coastal program, or zoning ordinance) adopted for the purpose of avoiding or mitigating an environmental effect?	<input checked="" type="checkbox"/>	<input type="checkbox"/>	<input type="checkbox"/>	<input type="checkbox"/>
c. Conflict with any applicable habitat conservation plan or natural community conservation plan?	<input type="checkbox"/>	<input type="checkbox"/>	<input type="checkbox"/>	<input checked="" type="checkbox"/>

	Potentially Significant Impact	Less Than Significant with Mitigation Incorporated	Less Than Significant Impact	No Impact
XI. MINERAL RESOURCES. Would the project:				
a. Result in the loss of availability of a known mineral resource that would be of value to the region and the residents of the state?	<input type="checkbox"/>	<input type="checkbox"/>	<input checked="" type="checkbox"/>	<input type="checkbox"/>
b. Result in the loss of availability of a locally-important mineral resource recovery site delineated on a local general plan, specific plan or other land use plan?	<input type="checkbox"/>	<input type="checkbox"/>	<input type="checkbox"/>	<input checked="" type="checkbox"/>
XII. NOISE. Would the project result in:				
a. Exposure of persons to or generation of noise levels in excess of standards established in the local general plan or noise ordinance, or applicable standards of other agencies?	<input checked="" type="checkbox"/>	<input type="checkbox"/>	<input type="checkbox"/>	<input type="checkbox"/>
b. Exposure of persons to or generation of excessive groundborne vibration or groundborne noise levels?	<input checked="" type="checkbox"/>	<input type="checkbox"/>	<input type="checkbox"/>	<input type="checkbox"/>
c. A substantial permanent increase in ambient noise levels in the project vicinity above levels existing without the project?	<input checked="" type="checkbox"/>	<input type="checkbox"/>	<input type="checkbox"/>	<input type="checkbox"/>
d. A substantial temporary or periodic increase in ambient noise levels in the project vicinity above levels existing without the project?	<input checked="" type="checkbox"/>	<input type="checkbox"/>	<input type="checkbox"/>	<input type="checkbox"/>
e. For a project located within an airport land use plan or, where such a plan has not been adopted, within two miles of a public airport or public use airport, would the project expose people residing or working in the project area to excessive noise levels?	<input type="checkbox"/>	<input type="checkbox"/>	<input type="checkbox"/>	<input checked="" type="checkbox"/>
f. For a project within the vicinity of a private airstrip, would the project expose people residing or working in the project area to excessive noise levels?	<input type="checkbox"/>	<input type="checkbox"/>	<input type="checkbox"/>	<input checked="" type="checkbox"/>
XIII. POPULATION AND HOUSING. Would the project:				
a. Induce substantial population growth in an area, either directly (for example, by proposing new homes and businesses) or indirectly (for example, through extension of roads or other infrastructure)?	<input checked="" type="checkbox"/>	<input type="checkbox"/>	<input type="checkbox"/>	<input type="checkbox"/>
b. Displace substantial numbers of existing housing, necessitating the construction of replacement housing elsewhere?	<input type="checkbox"/>	<input type="checkbox"/>	<input type="checkbox"/>	<input checked="" type="checkbox"/>
c. Displace substantial numbers of people, necessitating the construction of replacement housing elsewhere?	<input type="checkbox"/>	<input type="checkbox"/>	<input type="checkbox"/>	<input checked="" type="checkbox"/>

	Potentially Significant Impact	Less Than Significant with Mitigation Incorporated	Less Than Significant Impact	No Impact
XIV. PUBLIC SERVICES. Would the project result in substantial adverse physical impacts associated with the provision of new or physically altered governmental facilities, need for new or physically altered governmental facilities, the construction of which could cause significant environmental impacts, in order to maintain acceptable service ratios, response times or other performance objectives for any of the public services:				
a. Fire protection?	<input checked="" type="checkbox"/>	<input type="checkbox"/>	<input type="checkbox"/>	<input type="checkbox"/>
b. Police protection?	<input checked="" type="checkbox"/>	<input type="checkbox"/>	<input type="checkbox"/>	<input type="checkbox"/>
c. Schools?	<input type="checkbox"/>	<input type="checkbox"/>	<input type="checkbox"/>	<input checked="" type="checkbox"/>
d. Parks?	<input type="checkbox"/>	<input type="checkbox"/>	<input checked="" type="checkbox"/>	<input type="checkbox"/>
e. Other public facilities?	<input type="checkbox"/>	<input type="checkbox"/>	<input checked="" type="checkbox"/>	<input type="checkbox"/>
XV. RECREATION.				
a. Would the project increase the use of existing neighborhood and regional parks or other recreational facilities such that substantial physical deterioration of the facility would occur or be accelerated?	<input type="checkbox"/>	<input type="checkbox"/>	<input checked="" type="checkbox"/>	<input type="checkbox"/>
b. Does the project include recreational facilities or require the construction or expansion of recreational facilities which might have an adverse physical effect on the environment?	<input type="checkbox"/>	<input type="checkbox"/>	<input checked="" type="checkbox"/>	<input type="checkbox"/>
XVI. TRANSPORTATION/TRAFFIC. Would the project:				
a. Conflict with an applicable plan, ordinance or policy establishing measures of effectiveness for the performance of the circulation system, taking into account all modes of transportation including mass transit and non-motorized travel and relevant components of the circulation system, including but not limited to intersections, streets, highways and freeways, pedestrian and bicycle paths, and mass transit?	<input checked="" type="checkbox"/>	<input type="checkbox"/>	<input type="checkbox"/>	<input type="checkbox"/>
b. Conflict with an applicable congestion management program, including, but not limited to level of service standards and travel demand measures, or other standards established by the county congestion management agency for designated roads or highways?	<input checked="" type="checkbox"/>	<input type="checkbox"/>	<input type="checkbox"/>	<input type="checkbox"/>
c. Result in a change in air traffic patterns, including either an increase in traffic levels or a change in location that results in substantial safety risks?	<input type="checkbox"/>	<input type="checkbox"/>	<input type="checkbox"/>	<input checked="" type="checkbox"/>
d. Substantially increase hazards due to a design feature (e.g., sharp curves or dangerous intersections) or incompatible uses (e.g., farm equipment)?	<input checked="" type="checkbox"/>	<input type="checkbox"/>	<input type="checkbox"/>	<input type="checkbox"/>
e. Result in inadequate emergency access?	<input checked="" type="checkbox"/>	<input type="checkbox"/>	<input type="checkbox"/>	<input type="checkbox"/>

	Potentially Significant Impact	Less Than Significant with Mitigation Incorporated	Less Than Significant Impact	No Impact
f. Conflict with adopted policies, plans, or programs regarding public transit, bicycle, or pedestrian facilities, or otherwise decrease the performance or safety of such facilities?	<input checked="" type="checkbox"/>	<input type="checkbox"/>	<input type="checkbox"/>	<input type="checkbox"/>

XVII. TRIBAL CULTURAL RESOURCES.

a. Would the project cause a substantial adverse change in the significance of a tribal cultural resource, defined in Public Resources Code section 21074 as either a site, feature, place, cultural landscape that is geographically defined in terms of the size and scope of the landscape, sacred place, or object with cultural value to a California Native American tribe, and that is:				
i. Listed or eligible for listing in the California Register of Historical Resources, or in a local register of historical resources as defined in Public Resources Code section 5020.1(k), or	<input checked="" type="checkbox"/>	<input type="checkbox"/>	<input type="checkbox"/>	<input type="checkbox"/>
ii. A resource determined by the lead agency, in its discretion and supported by substantial evidence, to be significant pursuant to criteria set forth in subdivision (c) of Public Resources Code Section 5024.1. In applying the criteria set forth in subdivision (c) of Public Resource Code Section 5024.1, the lead agency shall consider the significance of the resource to a California Native American tribe.	<input checked="" type="checkbox"/>	<input type="checkbox"/>	<input type="checkbox"/>	<input type="checkbox"/>

XVIII. UTILITIES AND SERVICE SYSTEMS. Would the project:

a. Exceed wastewater treatment requirements of the applicable Regional Water Quality Control Board?	<input checked="" type="checkbox"/>	<input type="checkbox"/>	<input type="checkbox"/>	<input type="checkbox"/>
b. Require or result in the construction of new water or wastewater treatment facilities or expansion of existing facilities, the construction of which could cause significant environmental effects?	<input checked="" type="checkbox"/>	<input type="checkbox"/>	<input type="checkbox"/>	<input type="checkbox"/>
c. Require or result in the construction of new storm water drainage facilities or expansion of existing facilities, the construction of which could cause significant environmental effects?	<input checked="" type="checkbox"/>	<input type="checkbox"/>	<input type="checkbox"/>	<input type="checkbox"/>
d. Have sufficient water supplies available to serve the project from existing entitlements and resources, or are new or expanded entitlements needed?	<input checked="" type="checkbox"/>	<input type="checkbox"/>	<input type="checkbox"/>	<input type="checkbox"/>
e. Result in a determination by the wastewater treatment provider which serves or may serve the project that it has adequate capacity to serve the project's projected demand in addition to the provider's existing commitments?	<input checked="" type="checkbox"/>	<input type="checkbox"/>	<input type="checkbox"/>	<input type="checkbox"/>
f. Be served by a landfill with sufficient permitted capacity to accommodate the project's solid waste disposal needs?	<input checked="" type="checkbox"/>	<input type="checkbox"/>	<input type="checkbox"/>	<input type="checkbox"/>

	Potentially Significant Impact	Less Than Significant with Mitigation Incorporated	Less Than Significant Impact	No Impact
g. Comply with federal, state, and local statutes and regulations related to solid waste?	<input type="checkbox"/>	<input type="checkbox"/>	<input checked="" type="checkbox"/>	<input type="checkbox"/>

XIX. MANDATORY FINDINGS OF SIGNIFICANCE.

a. Does the project have the potential to degrade the quality of the environment, substantially reduce the habitat of a fish or wildlife species, cause a fish or wildlife population to drop below self-sustaining levels, threaten to eliminate a plant or animal community, reduce the number or restrict the range of a rare or endangered plant or animal or eliminate important examples of the major periods of California history or prehistory?	<input checked="" type="checkbox"/>	<input type="checkbox"/>	<input type="checkbox"/>	<input type="checkbox"/>
b. Does the project have impacts that are individually limited, but cumulatively considerable? ("Cumulatively considerable" means that the incremental effects of a project are considerable when viewed in connection with the effects of past projects, the effects of other current projects, and the effects of probable future projects)?	<input checked="" type="checkbox"/>	<input type="checkbox"/>	<input type="checkbox"/>	<input type="checkbox"/>
c. Does the project have environmental effects which will cause substantial adverse effects on human beings, either directly or indirectly?	<input checked="" type="checkbox"/>	<input type="checkbox"/>	<input type="checkbox"/>	<input type="checkbox"/>

Attachment A

Project Description

INITIAL STUDY

Attachment A – Project Description

A. PROJECT SUMMARY

The Project proposes the construction of a commercial building on approximately 1.31 acres at the south side of East 4th Street between Colyton Street and South Hewitt Street, in the City of Los Angeles, California. The 4th and Hewitt project (Project) would retain the approximately 7,800-square-foot (sf) existing Architecture and Design Museum (A+D Museum) and includes the demolition of approximately 1,000 sf of storage space associated with the A+D Museum, approximately 6,030 sf of office and related garage/storage space, and approximately 39,751 sf of surface parking lots. The Project would also include the construction of approximately 289,203 square feet (sf) of gross floor area,¹ consisting of approximately 7,800 sf of the existing A+D Museum space, approximately 14,995 sf of ground floor commercial space, approximately 255,387 sf of commercial office space and lobbies, and approximately 11,021 sf of common area. The ground floor would also include a landscaped outdoor plaza and passageway to provide pedestrian access between Colyton and Hewitt Streets, as well as additional access into the A+D Museum and proposed commercial office building. The ground floor area would also include short- and long-term bicycle parking spaces. Vehicle parking spaces would be provided on three subterranean levels as well as on the 2nd through 5th floors of the proposed building. Office space would comprise a portion of the 5th floor and the 6th through 11th floors. Private balconies would also be provided on the 5th through 11th floors. The proposed building would include 11 stories, with a roof deck and mechanical equipment located on the rooftop. The structure would rise to a maximum height of 190 feet above grade, and the Project's proposed floor area ratio (FAR) would be approximately 5.04:1. The following sections provide additional Project location, land use, and entitlement details.

B. ENVIRONMENTAL SETTING

Project Location

The Project would include the construction of a commercial building at 401 South Hewitt Street, Los Angeles, California 90013. The Project Site consists of six contiguous parcels (Project Site), generally bounded by Colyton Street to the west, 4th Street to the north, Hewitt Street to the east, and various industrial and commercial uses to the south. The Project location is shown on **Figure A-1**. **Table A-1** below includes the Los Angeles County Assessor Parcel Numbers (APNs) for each of the Property's six parcels, as well as the parcel area in sf, zoning designation, and City of Los Angeles General Plan land use designation.

¹ Floor area is defined as area in square feet confined within the exterior walls of a building, but not including the area of the following: exterior walls, stairways, shafts, rooms housing building-operating equipment or machinery, parking areas with associated driveways and ramps, space dedicated to bicycle parking, and basement storage areas.



Aerial GoogleEarth Pro, Oct. 18, 2016.

4TH AND HEWITT PROJECT

Site and Regional Location Map

0 200 400 Feet

Table A-1
Property Information by Parcel

APN / Street Address	Area (Net SF) ¹	Zoning	General Plan
5163-022-001 / 926 E. 4 th St.	6,959	M3-1-RIO	"Heavy Industrial" Land Use Designation ²
5163-022-002 / 906-910 E. 4 th St.	5,002		
5163-022-003 / 900, 902, 904 E. 4 th St. and 406 and 408 Colyton St.	10,012		
5163-022-005 / 414 S. Colyton St.	7,506		
5163-022-022 and 5163-022-023 / 405, 407, 411, 417, and 423 S. Hewitt St.	27,624		
TOTAL	57,103 net sf (1.31 acres)		
¹ Psomas. 2016. ALTA/NSPS Land Title and Design Survey for: 4 th Street Center. October 13. ² City of Los Angeles City Planning Department. Central City North Community Plan, A Part of the General Plan - City of Los Angeles. Adopted December 15, 2000. Notes: M3-1-RIO = Manufacturing 3, Height District No. 1, River Improvement Overlay. Site square footage does not include easements and dedications. The addition of these elements results in a site square footage of 57,325 as shown on Vesting Tentative Tract Map No. 74745 (Psomas, January 6, 2017), on which the Project FAR is based.			

Existing Conditions and Surrounding Land Uses

The Project Site is currently occupied by the A+D Museum at the corner of Colyton Street and 4th Street, which would remain in place. The storage space for the Museum (located southeast of the Museum in a separate 1,000-sf structure), a one-story office structure and related garage/storage space (6,030 sf combined), and associated surface parking lots (approximately 39,751 sf) would be demolished as part of the Project.

The Project Site is located in two of the Community Plan's subareas within the Arts District. The two overlapping subareas are the Artists-in-Residence District and the South Industrial subarea. The Artists-in-Residence subarea notes the migration of artists that now live and work that has been transitioning from predominantly industrial warehouses to live/work spaces. The second subarea, South Industrial, is descriptive of historic uses in the area, as it was dominated by large warehouses that were conveniently located near the truck and railroad yards.

The Project Site is located on the south side of 4th Street, which is an industrial and commercial corridor, and it also fronts Colyton and Hewitt Streets. The surrounding uses consist of a mix of low intensity industrial warehouses, an array of commercial uses of varied intensities, and live/work and residential uses. The immediate area of the Arts District has been experiencing a recent boom in commercial uses in the form of office space, retail shops, galleries, studios, museums, restaurants, and bars that have blended with the existing industrial and manufacturing uses. Although the properties in the Project vicinity are designated Industrial and are generally zoned M2-2 and M3-1, the implementation of the Adaptive Reuse Ordinance has allowed for projects with residential components, such as the Row DTLA project, Biscuit Company Lofts, and Toy Factory Lofts, with a growing number of smaller neighborhood commercial uses to complement and support them.

The land uses within the general vicinity of the Property are characterized by a mix of low- to medium-intensity industrial, commercial, and mixed-use buildings, which vary widely in building style and period of construction. The surrounding properties include industrial, office, innovation campuses (i.e., the Los Angeles Cleantech Incubator and La Kretz Innovation Campus), commercial retail, restaurant, multi-family residential buildings, parks, and surface parking lots.

Directly north across 4th Street are several auto repair-related businesses, the Miyako Sushi and Washoku School, and live/work lofts. Just north of 4th Place are a variety of commercial uses, some of which are under construction. Uses include offices, such as the County of Los Angeles Department of Public Social Services, as well as Art Share L.A., which includes performance space, a gallery, and artist residences. An application has been filed for the 330 S. Alameda Project (City Planning Case No. ENV-2016-3335-EIR), located on S. Alameda Street north of 4th Street and south of 4th Place, which proposes redevelopment from a heavy industrial-designated use to a residential and commercial mixed-use that would require a General Plan Amendment (GPA) to a Regional Commercial land use designation and zone change.²

Directly east of the Property across Hewitt Street is a vacant warehouse, beer garden, Arts District Dog Park, and the Southern California Institute of Architecture. An application has been filed for the property located east of the Project Site at the corner where Hewitt Street, 4th Street, and 4th Place meet, which proposes the replacement of a warehouse with 93 live/work units and mixed commercial uses. That project (940 E. 4th Street Project, City Planning Case No. ENV-2017-611-EAF) would also require a GPA from Heavy Industrial to Regional Center Commercial and a zone change and height district change.³ Just beyond those uses along 4th Street is the 4th Street Bridge, which traverses rail yards, and the Los Angeles River, connecting to Boyle Heights.

Just west across Colyton Street toward Alameda Street are several single-story warehouses, one of which is The Container Yard and art center. The uses are enclosed behind structures or fences that are entirely decorated with murals. An application has been filed (400 S. Alameda Project, City Planning Case No. ENV-2016-3656-MND) for the property on 4th Street bounded by Alameda and Seaton Streets, which proposes conversion of the three-story brick building into a four-story boutique hotel with ground floor retail and restaurant uses that would also require a GPA from Heavy Industrial to Community Commercial and a zone change and height district change.⁴

To the south of the Property are low-rise warehouses that are used for a variety of industrial and commercial uses, with a few surface parking lots that make up the remainder of the block. Although the entire block is zoned M3-1, the uses are also commercial in nature rather than purely industrial and include a crossfit gym, retail shops, offices, and Urth Caffé. The block south of 5th Street includes restaurants, the Los Angeles Cleantech Incubator, La Kretz Innovation Campus, and the new Arts District Park, which faces the Barker Lofts. An application has been filed for the property located southwest of the Project Site (Arts District Center Project, City Planning Case No. ENV-2016-4476-EIR) on 5th Street bounded by Colyton and Seaton Streets, proposing the replacement of a two-story industrial building with a 12-story mixed-use

² City of Los Angeles Department of City Planning. Case Information. Case No. ENV-2016-3335-EIR. Available at: <http://planning.lacity.org/caseinfo/casesummary.aspx?case=ENV-2016-3335-EIR>. Accessed on August 8, 2017.

³ City of Los Angeles Department of City Planning. Case Summary & Documents. Case No. ENV-2017-611-EAF. Available at: <http://planning.lacity.org/pdiscaseinfo/Caseld/MjEyNDc50>. Accessed on August 8, 2017.

⁴ City of Los Angeles Department of City Planning. 2017. Initial Study/Proposed Mitigated Negative Declaration. 400 S. Alameda Hotel Project. May.

building that would include residential, hotel, and commercial uses. That project would require a GPA from Heavy Industrial to Regional Center Commercial and a zone change and height district change.⁵

Public Transit

The Project Site is located near major transit corridors, including Alameda Street, which provides a north-south connection to the Los Angeles County Metropolitan Transportation Authority (Metro) Gold Line Little Tokyo/Arts District Station located one-half mile to the north. The Metro Gold Line travels between Azusa and East Los Angeles with transfer connections to the Red and Purple Lines at Union Station.⁶ The Project area is also served by bus transit along 1st Street, 3rd Street, 4th Street, 6th Street, 7th Street, Olympic Boulevard, Central Avenue, Boyle Avenue, and Soto Street. The bus stops closest to the Project Site are located at 4th Place and Hewitt Street and Merrick Street and Traction Avenue and are served by the Los Angeles Department of Transportation's (LADOT's) Downtown Area Short Hop (DASH) A line, a local community shuttle bus. This line provides connections to Downtown Los Angeles.⁷ Additional bus stops in the Project area are located at 4th Street and Alameda Street and 4th Street and Merrick Street and are served by the Montebello Bus Line M40. Montebello Bus Line M40 and Montebello Bus Line M90 also operate along 4th Street. Additional transit service in the Project area is provided by Metro Local Lines 18, 53, and 62, and Metro Rapid Line 720.⁸ Further, in the vicinity of the Project Site, the City's Mobility Plan 2035 designates a Tier 1 Protected Bicycle Lane along 6th Street just south of the Project Site and also designates Tier 2 bicycle lanes along 7th Street just south of the Property and along Mateo, Santa Fe, and 3rd Streets in the surrounding neighborhood. Alameda Street is designated as a Bike Path north of 6th Street.⁹ In addition, according to the City of Los Angeles 2010 Bicycle Plan, 2nd, 6th, and 7th Streets and Central Avenue in the Project vicinity are also designated as part of the Backbone Bikeway Network.¹⁰

Existing General Plan and Zoning Designations

The Property is located in the Central City North Community Plan (the "Community Plan") area. The Property's land use designation is Heavy Industrial. The Property is zoned M3-1-RIO (Heavy Industrial, Height District No. 1, River Improvement Overlay).

The Heavy Industrial land use designation permits a corresponding M3 zone that allows for a variety of uses and intensities. Over the past two decades, the Artists-in-Residence subarea of this Community Plan, within which the Property is located, have been transforming from a predominantly industrial area to one that is "primarily made up of old warehouses now converted to artists' lofts and studios," as indicated in the Community Plan.¹¹ In addition, with

⁵ City of Los Angeles Department of City Planning. 2017. Initial Study. Arts District Center. March.

⁶ Los Angeles County Metropolitan Transportation Authority. Metro Gold Line. Available at: <https://media.metro.net/documents/9a582fb5-68f7-44e4-903b-b170294abd7e.pdf>. Accessed on June 8, 2017.

⁷ Los Angeles County Metropolitan Transportation Authority. Metro Trip Planner. Available at: https://trips.metro.net/tm_pub_start.php?place0=926+4th+street%2C+los+angeles&place1=&timecrit0=AR&day0=WED&hour0=+08&min0=+12&m0=A&fare=RG&evaluateButton=+Plan+My+Trip. Accessed on June 8, 2017.

⁸ Ibid.

⁹ Ibid.

¹⁰ Los Angeles Department of City Planning, 2010 Bicycle Plan, Exhibit D: 2010 Bicycle Plan Designated Bikeways. Adopted March 1, 2011.

¹¹ City of Los Angeles City Planning Department. Central City North Community Plan, A Part of the General Plan - City of Los Angeles, Page I-3. Adopted December 15, 2000.

the advent of the City's Adaptive Reuse Ordinance, the converted buildings now operate as live/work and commercial uses; thus, there is a growing residential population and commercial-oriented uses within the district.

The M3 zone permits a wide range of industrial and manufacturing uses that are in operation in the area. The M3 zone also permits some commercial uses such as restaurant, bar, brewery, retail, museum, studio, and office uses, which can all be found within the immediate surrounding area of the Property.

The Property is also located within the River Improvement Overlay District (RIO). Certain projects located within the RIO, such as the Project, require an Administrative Clearance from the Department of City Planning prior to issuance of a building permit demonstrating compliance with RIO development regulations. Finally, the Property is located within the Los Angeles State Enterprise Zone (the EZ), which permits certain commercial uses to provide two parking spaces per 1,000 sf of gross commercial floor area.

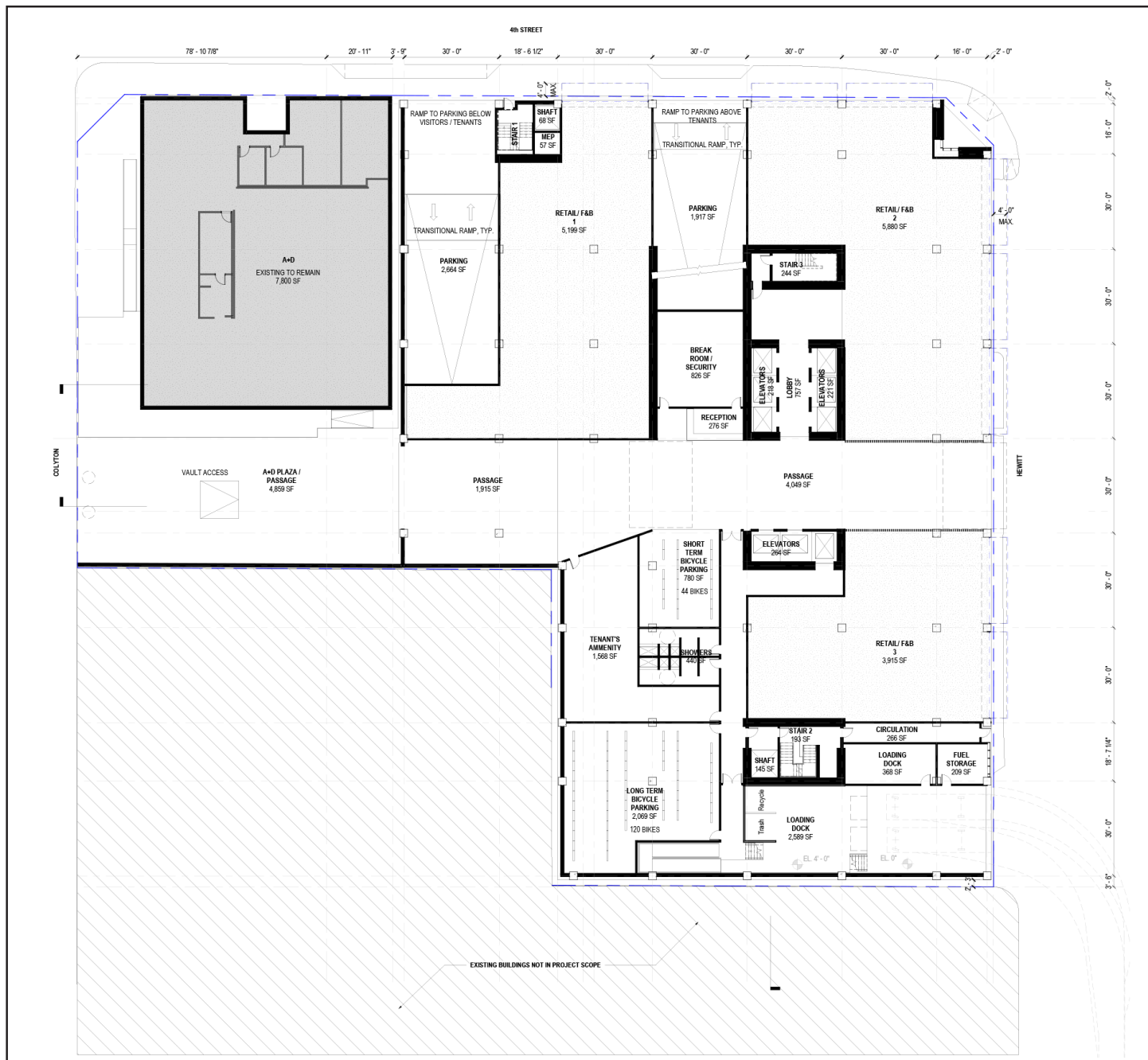
C. PROJECT DESCRIPTION

Proposed Land Uses

The proposed Project would include a commercial building complementary with other recent development in the Project area, as described above. The Project would be located at the corner of 4th and Hewitt Streets, with the new ground floor commercial uses facing 4th and Hewitt Streets. The commercial office component would be located on the 5th through 11th floors. Parking for the Project would be located on three subterranean levels and on the 2nd through 5th floors. **Figure A-2** provides the Ground Floor Plan for the proposed Project, and **Figure A-3** provides the Roof Plan. **Table A-2** below summarizes the proposed land uses of the Project.

Table A-2
Proposed Project Land Uses and Floor Area

Land Use	Floor Area (sf)
A+D Museum (existing, to remain)	7,800
Commercial, common area	11,021
Commercial, ground floor retail/restaurant	14,995
Commercial, upper floor commercial office	255,387
Total Floor Area	289,203
Note: The floor area ratio (FAR) for the Project is based on approximately 289,203 sf of gross floor area, consisting of approximately 7,800 sf of the existing A+D Museum space, approximately 14,995 sf of ground floor commercial space, approximately 255,387 sf of commercial office space and lobbies, and approximately 11,021 sf of common area. The Project FAR is approximately 5.04:1.	



Source: Gensler, July, 2017.

4TH AND HEWITT PROJECT

Ground Floor Plan

envicom

FIGURE A-2



Pedestrian, Vehicle, and Bicycle Site Access

Pedestrian access points into the Property would include direct access into the A+D Museum from Colyton Street and into each of the ground floor uses from 4th and Hewitt Streets. In addition, Colyton and Hewitt Streets would provide access to the passageway to access the main lobby for the commercial office building. The Project's pedestrian passageway would provide a cut-through between Hewitt and Colyton Streets that would entail an outdoor plaza south of the A+D Museum that would continue east into a covered passageway through the office building.

The Project Site is bounded by 4th Street (an Avenue III street) to the north, Hewitt Street (a Collector Street) to the east, and Colyton Street (a Collector Street) to the west.¹² General vehicular access into the Project's parking levels would be provided by two driveways from 4th Street, including an ingress and egress to/from the subterranean parking garage and another ingress and egress to/from the upper levels of the parking garage. An additional at-grade loading dock would be accessible from Hewitt Street.

The City of Los Angeles Mobility Plan 2035, an Element of the General Plan, was adopted in 2016 and includes maps that show a Bicycle Enhanced Network and a Bicycle Lane Network, which are comprised of arterial streets and other rights-of-way prioritized for bicycle movement. In the vicinity of the Project Site, the Mobility Plan designates a Tier 1 Protected Bicycle Lane along 6th Street just south of the Project Site and also designates Tier 2 bicycle lanes along 7th Street just south of the Property and along Mateo, Santa Fe, and 3rd Streets in the surrounding neighborhood. Alameda Street is designated as a Bike Path north of 6th Street.¹³

Vehicle and Bicycle Parking

The Project would include 538 parking spaces. The parking calculations for the Project are provided in **Table A-3**, below.

The Project would also include a total of 164 short- and long-term bicycle parking spaces to meet the Los Angeles Municipal Code (LAMC) requirements for the proposed commercial land uses, as shown in **Table A-4**, below. The 44 short-term bicycle parking spaces would be located from the passageway that connects to the lobby, all of the ground floor uses, and elevator to the upper floors. The 120 long-term bicycle parking spaces would be located on the ground floor, also accessible from the passageway.

¹² Los Angeles Department of City Planning. Mobility Plan 2035, An Element of the General Plan. Adopted September 7, 2016.

¹³ Ibid.

**Table A-3
Vehicle Parking**

Use	LAMC 12.21.A.4	Spaces Required	Spaces Proposed
Institution/ Museum (7,800 sf)	2 per 1,000 sf LAMC 12.21.A.4.(d) (Existing to remain)	16 (replaces 16 existing spaces)	16 (replaces 16 existing spaces)
Commercial - retail/restaurant/office/ common (281,403 sf)	2 per 1,000 sf LAMC 12.21.A.4.(x) (State Enterprise Zone)	579	579
Total		579	579
Reduced Number of Vehicles per Bicycle Replacement ¹			-41
Total after Bicycle Replacement			538
¹ Per the City of Los Angeles Bicycle Parking Ordinance (CF-12-1297-S1), Off-Street Automobile Parking Requirements, new or existing automobile parking spaces required by Code, for all land uses, may be replaced by bicycle parking at a ratio of one automobile parking space for every four bicycle parking spaces provided. No more than 20 percent of the required automobile parking spaces for nonresidential uses shall be replaced at a site.			

**Table A-4
Bicycle Parking**

Use	Spaces Required LAMC Section 12.21.A.16			Spaces Proposed		
	Short-term	Long-term	Total	Short-term	Long-term	Total
Office (255,387sf)	26 (1/10,000 sf)	52 (1/5,000 sf)	78	26	52	78
Retail/ Restaurant (14,995 sf)	14 (1/2,000 sf or 2 per shop)	14 (1/2,000 sf or 2 per shop)	28	14	14	28
Institution/ Museum (7,800 sf)	0 (Existing use to remain. None required.)			0	0	0
Additional bicycle parking spaces to allow for parking reduction of 15 additional vehicles (at ratio of 4 bicycle:1 vehicle spaces); for a total of 41 reduced vehicles.				4	54	58
Total	40	66	106	44	120	164

Proposed Design and Architecture

The Project includes the retention of a single-story, bow-truss, warehouse structure that has been renovated and repurposed and is currently occupied by the A+D Museum. The remainder of the Property would be redeveloped to include construction of a new 11-story office building. Formally, the building would be split into two roughly equal parts: an industrial base and a modern upper section. The industrial base would have a rough concrete finish and minimal, utilitarian detailing. On the street, retail openings would have large bi-fold doors below a continuous transom. On the parking levels above, steel window frames would be set into the openings with a limited percentage of translucent glass. Hinged doors would be set at either end

of the passage that links Hewitt and Colyton Streets and would mark the main entry to the new building. Inside the new building passage, the lobby would be an indoor/outdoor space anchored by ground floor commercial spaces on Hewitt Street, and the A+D Museum and a landscaped courtyard on Colyton Street. In the upper section, large, sliding glass panels would lead out onto a variety of outdoor spaces on every level, reinforcing the indoor/outdoor concept throughout the building.

The Project would provide multiple pedestrian entrances to the commercial uses, and bicycle parking facilities would be provided. The Project would also offer a pedestrian passage through the Property and a plaza that would be publicly accessible from Colyton and Hewitt Streets.

Recreation, Open Space, and Landscaping

The Project would include several areas of open space. Although there are no open space requirements for commercial uses, the Project would include a landscaped outdoor plaza and landscaped passageway to provide pedestrian access between Colyton and Hewitt Streets. Proposed landscaping would comply with requirements of the LAMC and the City's Urban Forestry Division's requirements. The open space amenities would be made up of the outdoor public plaza on the ground floor, private balconies on the 5th through 11th floors, and a roof deck. The Project would also include landscaped areas comprised of a variety of trees and plants in the plaza and passageway, as well as in planters on the roof deck. Additionally, there are three existing street trees within the adjacent street right-of-way on 4th Street. They are currently young trees with diameters that range between three and six inches. Current Site Plans for the Project retain the three trees. However, during City and agency review of the Project, there is the potential for one or all three of these trees to be removed or relocated as necessary. This action would require the approval of a Tree Removal Permit by the Board of Public Works per the current standards of the Urban Forestry Division, which would be obtained prior to issuance of a Certificate of Occupancy.

Site Security and Lighting

Security provisions for the Project are as yet to be determined but may include security cameras and patrol by on-site security personnel during business hours. Lighting would include low-level exterior lights at the perimeter of the building, in the door openings above retail and service entries, and in the passage and the public courtyard adjacent to the A+D Museum on Colyton Street, as needed, for aesthetic, security, and wayfinding purposes. Lighting would comply with current energy standards and codes while providing appropriate light levels to accent signage, architectural features and landscape elements. Light sources would be shielded and/or directed toward Project Site areas to minimize light spill-over to neighboring buildings and the surrounding area. Additionally, new street and pedestrian lighting within the public right-of-way would provide appropriate and safe lighting levels on both sidewalks and roadways, while minimizing light and glare on adjacent properties, in compliance with applicable City regulations and with approval by the Bureau of Street Lighting.

Sustainability

The Project's proximity to public transportation and growing density of residential units may reduce vehicle miles traveled (VMT) for residents and visitors. The Project would also encourage alternative transportation modes, such as bicycling. The Project would include 164 bicycle parking spaces conveniently located throughout the Project. The Project's infill location would also promote the concentration of development in an urban location with extensive infrastructure, which would reduce the Project's carbon footprint.

The Project has been designed to meet the Leadership in Energy and Environmental Design (LEED) Silver - Green Building Rating System standards to reduce energy consumption. The United States Green Building Council (USGBC) developed the LEED rating system to provide standards for environmentally sustainable construction. Sustainable building methods include energy conservation, water conservation, and waste reduction features. Specifically, the Project would incorporate, but not be limited to, the following features to support and promote environmental sustainability: a cool roof;¹⁴ electric vehicle chargers; Energy Star appliances; and reduced water use, achieved by low-flow plumbing fixtures (water closets and urinals) and fittings (faucets and showerheads) that comply with the performance requirements specified in the City of Los Angeles Green Building Code, a weather-based irrigation system, and water-efficient landscaping.

In accordance with CEQA Guidelines Appendix F, the EIR will provide further information as to energy-consuming equipment and processes that would be used during Project construction and operation, energy requirements of the Project, energy conservation equipment and design features of the Project, energy supplies that would serve the Project, and total estimated daily vehicle trips that would be generated by the Project. An analysis of the Project's consistency with Appendix F will also be provided in the EIR.

Project Construction

Construction of the Project would require the demolition of the existing one-story office and related garage/storage space (combined 6,030 sf) and Museum storage space (1,000 sf), as well as associated surface parking lots (approximately 39,751 sf). The Project would maintain the existing structure at the corner of 4th and Colyton Streets that is currently occupied by the A+D Museum. Construction of the Project is anticipated to begin in 2019 and would be completed in 2021.

Proposed Land Use and Zoning Designations

The Applicant is requesting a General Plan Amendment, Vesting Zone Change, and Height District Change to construct and operate the Project. The General Plan Amendment would change the current land use designation from Heavy Industrial to Regional Center Commercial, which would permit a variety of commercial and residential uses. The Vesting Zone Change would change the current zone from M3 to C2, which would allow for the proposed range of commercial and art production uses. The Height District Change from Height District No. 1 to Height District No. 2 would permit an increased floor area ratio (FAR), from 1.5:1 to 6:1.

D. Requested Permits and Approvals

The Project would require the following entitlements:

- Pursuant to Section 555 of the City Charter and LAMC Section 11.5.6, a General Plan Amendment for the Property to amend the adopted Central City North Community

¹⁴ A cool roof is a roofing system that delivers higher solar reflectance (the ability to reflect the visible, infrared and ultraviolet wavelengths of the sun, reducing heat transfer to the building) and higher thermal emittance (the ability to radiate absorbed, or non-reflected solar energy) than standard designed roofing products.

Plan's land use designation from the current "Heavy Industrial" land use designation to "Regional Center Commercial" land use designation;

- Pursuant to LAMC Section 12.32-Q, a Vesting Zone Change for the Property from the M3 zone to C2 zone;
- Pursuant to LAMC Section 12.32-F, a Height District Change for the Property from Height District No. 1 to Height District No. 2;
- Pursuant to LAMC Section 12.24-W,1, Master Conditional Use approval to permit the sale and dispensing of a full line of alcoholic beverages for on-site consumption for up to six establishments, for a total of up to 22,795 sf (made up of approximately 14,995 sf of new commercial space and 7,800 sf of the existing A+D Museum);
- Pursuant to LAMC Section 12.24-U,14, Conditional Use approval to permit a Major Development Project over 100,000 sf or more of floor area in non-residential uses in the C2 zone;
- Pursuant to LAMC Section 16.05, Site Plan Review approval for a development that results in an increase of 50,000 gross sf of non-residential floor area;
- Pursuant to LAMC Section 17.15, Vesting Tentative Tract Map to merge the existing lots and subdivide into 13 lots, including one master lot and 12 airspace lots;
- Pursuant to LAMC Section 12.37.I, a Waiver of Dedication and Improvement requirements; and
- Certification of an Environmental Impact Report.

The Project would also require additional approvals and permits from the City of Los Angeles Department of Building and Safety and Public Works (and other municipal agencies) for Project construction activities including, but not limited to the following: demolition, haul route, excavation, shoring, grading, foundation, building, and interior improvements, as well as the potential removal or relocation of up to three street trees currently located in the 4th Street right-of-way.

Attachment B

Explanation of Environmental Checklist Determinations

INITIAL STUDY

Attachment B – Explanation of Environmental Checklist Determinations

The following evaluation provides substantiation for the Environmental Checklist determinations conveyed in the Initial Study.

I. AESTHETICS

Senate Bill (SB) 743 [Public Resources Code (PRC) §210099(d)] sets forth new guidelines for evaluating project transportation impacts under CEQA, as follows: “Aesthetic and parking impacts of a residential, mixed-use residential, or employment center project on an infill site within a transit priority area (TPA) shall not be considered significant impacts on the environment.” PRC Section 21099 defines a “transit priority area” as an area within 0.5 mile of a major transit stop that is “existing or planned, if the planned stop is scheduled to be completed within the planning horizon included in a Transportation Improvement Program adopted pursuant to Section 450.216 or 450.322 of Title 23 of the Code of Federal Regulations.” PRC Section 21064.3 defines “major transit stop” as “a site containing an existing rail transit station, a ferry terminal served by either a bus or rail transit service, or the intersection of two or more major bus routes with a frequency of service interval of 15 minutes or less during the morning and afternoon peak commute periods.” PRC Section 21099 defines an “employment center project” as “a project located on property zoned for commercial uses with a floor area ratio of no less than 0.75 and that is located within a transit priority area. PRC Section 21099 defines an “infill site” as a lot located within an urban area that has been previously developed, or on a vacant site where at least 75 percent of the perimeter of the site adjoins, or is separated only by an improved public right-of-way from, parcels that are developed with qualified urban uses. This State law supersedes the aesthetic impact thresholds in the 2006 L.A. CEQA Thresholds Guide, including those established for aesthetics, obstruction of views, shading, and nighttime illumination.

The related City of Los Angeles Department of City Planning Zoning Information (ZI) File ZI No. 2452 provides further instruction concerning the definition of transit priority projects and that “visual resources, aesthetic character, shade and shadow, light and glare, and scenic vistas or any other aesthetic impact as defined in the City’s CEQA Threshold Guide shall not be considered an impact for infill projects within TPAs pursuant to CEQA.”¹

PRC Section 21099 applies to the Project (refer to **Figure B-1, Project Site Location within a Transit Priority Area**). Therefore, the Project is exempt from aesthetic impacts. The analysis in this initial study (or in the EIR, if any aesthetic impact discussion is included), is for **informational purposes only** and not for determining whether the Project will result in significant impacts to the environment. Any aesthetic impact analysis in this initial study (or the EIR) is included to discuss what aesthetic impacts would occur from the Project if PRC Section 21099(d) was not in effect. As such, nothing in the aesthetic impact discussion in this initial study (or the EIR) shall trigger the need for any CEQA findings, CEQA analysis, or CEQA mitigation measures.

¹ City of Los Angeles Department of City Planning, Zoning Information File ZA No. 2452, Transit Priority Areas (TPAs)/Exemptions to Aesthetics and Parking Within TPAs Pursuant to CEQA. Available at: <http://zimas.lacity.org/documents/zoneinfo/ZI2452.pdf>. Accessed Dec. 2, 2016.



Aerial Source: GoogleEarth Pro, Oct. 18, 2016.

4TH AND HEWITT PROJECT

Project Site Location within a Transit Priority Area

0 0.5 Miles



FIGURE

B-1

envicom

Would the project:

a) *Have a substantial adverse effect on a scenic vista?*

No Impact. A significant impact may occur if a project would have a substantial adverse effect on a scenic vista. The Project Site is located within an urban area southeast of Downtown Los Angeles. Although the City General Plan and Central City North Community Plan do not clearly define what views are considered “scenic vistas,” the City’s Mobility Plan 2035 indicates that one of the scenic features taken into consideration when designating scenic highways includes “city views,”² which suggests that the City has assigned value to such views. Therefore, for purposes of this analysis, the Downtown Los Angeles skyline is considered a scenic resource and views of it are considered scenic vistas. This skyline is visible from several observation points throughout the City and beyond its boundaries. The immediate existing visual context of the Project and immediately surrounding area include buildings that vary in height between one and eight stories. Longer distance, public views of high-rise buildings in Downtown Los Angeles to the northwest of the Project Site are also available from the Project area, specifically from portions of 4th Street, the 4th Street Bridge, Alameda Street, and Hewitt Street near the Arts District Park.

The Project would develop an 11-story building on a site that is currently comprised of one-story buildings and surface parking lots. The proposed structure would rise to a maximum height of 190 feet above grade, thereby increasing the height and density of development on the Project Site. However, the Project is designed to reflect the character of the Arts District, with its industrial, modern, and utilitarian design, which is described in greater detail in the response to Question I.c, below. Public views of the Downtown Los Angeles skyline would continue to be visible from the Project area following construction of the Project, and the Project would contribute to the urban character of these views.

Pursuant to SB 743 and ZI 2452, the Project would result in no impact to scenic vistas.

Notwithstanding the above and the exemption of the Project from aesthetic impacts under SB 743, the EIR will include a discussion of the Project’s impacts under the City thresholds for informational purposes only. The impact conclusion for aesthetics is no impact.

b) *Substantially damage scenic resources, including, but not limited to, trees, rock outcroppings, and historic buildings, or other locally recognized desirable aesthetic natural feature within a state scenic highway?*

No Impact. A significant impact may occur if a project would substantially damage scenic resources within a state scenic highway. The Project Site is not located within a State-designated, nor City-designated, scenic highway or associated view corridor.³ Pursuant to SB 743 and ZI 2452, the Project would result in no impact to scenic resources.

² Los Angeles Department of City Planning. Mobility Plan 2035, An Element of the General Plan. Adopted September 7, 2016.

³ City of Los Angeles General Plan Transportation Element, Map E: Scenic Highways in the City of Los Angeles. June 1998. Available at: http://cityplanning.lacity.org/cwd/gnlpn/transelt/TEMaps/E_Scnc.gif. Accessed Dec. 2, 2016.

c) *Substantially degrade the existing visual character or quality of the site and its surroundings?*

No Impact. A significant impact may occur if a project would substantially degrade the existing visual character or quality of the site and its surroundings. The Project would replace existing surface parking lots and three, one-story structures with a mixed-use, 11-story building. The A+D Museum would remain in its current location. The proposed building would rise to a maximum height of 190 feet above grade, and the Project would include new office, retail, and food and beverage commercial uses. The proposed land uses would complement existing land uses in the immediate area, which more recently have evolved to include office spaces, retail shops, galleries, studios, museums, restaurants, and bars, in addition to live/work spaces. While the Project would modify the existing visual character of the Project Site and its surroundings by increasing the height and density of on-site development, it is designed to reflect the character of the Arts District. Specifically, the base of the proposed building is industrial and utilitarian in its design. It includes features that make the building reminiscent of an industrial warehouse structure typical of the Arts District, such as bi-fold doors that lead into the Project's retail uses on the street level and hinged doors set at either end of the passageway that links Hewitt and Colyton Streets. In addition, the above-ground parking levels would be screened from public view by small steel window frames that would be set into the openings with a limited percentage of translucent glass. The upper section of the building would include a more modern design, including larger steel window frames than the parking levels, which visually separate the upper office levels from the retail and parking levels below it. In addition, the façade of some surfaces of the proposed building would be painted with large graphics or murals, to further incorporate the Arts District's character. With regard to the height of the proposed building, more recent developments in the Arts District include increased height and density compared to the land uses they replaced. For example, the Barker Lofts project, located southeast of the Project Site at 5th and Hewitt Streets, is four stories in height, a six story multi-unit residential building is located northwest of the Project Site at 4th and Seaton Streets, and an eight-level parking garage is currently under construction northeast of the Project Site at 4th Place and Hewitt Street.

Pursuant to SB 743 and ZI 2452, the Project would result in no impact to visual character or quality.

Notwithstanding the above and the exemption of the Project from aesthetic impacts under SB 743, the EIR will include a discussion of the Project's impacts under the City thresholds for informational purposes only. The impact conclusion for aesthetics is no impact.

With regard to shade and shadow effects, shading impacts are influenced by the height and bulk of a structure, time of year, duration of shading during the day, and the proximity of shade-sensitive land uses, or receptors. The immediate Project vicinity is characterized by a number of low- and medium-density adaptive re-use and industrial uses.

Pursuant to SB 743 and ZI 2452, the Project would result in no impact to shading.

Notwithstanding the above and the exemption of the Project from aesthetic impacts under SB 743, the EIR will include a discussion of the Project's impacts under the City thresholds for informational purposes only. The impact conclusion for aesthetics is no impact.

d) *Create a new source of substantial light or glare which would adversely affect daytime or nighttime views in the area?*

No Impact. A significant impact may occur if a project would create a new source of light or glare which would adversely affect daytime or nighttime views in the area. The Project Site is located within an urban area southeast of Downtown Los Angeles that is characterized by urban nighttime artificial light levels. Due to limited on-site development, current Project Site land uses generate lower levels of interior and exterior lighting based on the existing relatively low-density one-story structures (specifically, the A+D Museum and office space). Additional night lighting is generated by surrounding land uses, street lights and vehicle head lights along 4th Street, Hewitt Street, and Colyton Street, as well as from the Project Site's surface parking lots. Sources of glare from existing Project Site land uses include limited glass windows and metal surfaces of vehicles.

The Project Site is located along an industrial and commercial corridor. The land uses immediately surrounding the Project Site consist of a mix of low intensity industrial and manufacturing warehouses, an array of commercial uses of varied intensities, and live/work and residential uses. Based on the City of Los Angeles CEQA Thresholds Guide, land uses that may be sensitive receptors for nighttime illumination include residential uses and some commercial uses.⁴ In addition, motorists may be sensitive receptors to glare effects, which may interfere with visibility.

The Project is anticipated to increase light levels over existing conditions as a result of increased density and height associated with architectural lighting, security lighting, interior lighting, and outdoor illumination of the passageway/paseo. However, the Project's exterior lighting would be directed downwards, directed towards the interior of the Project site, and/or would be shielded to reduce spillover onto adjacent land uses. The Project would also comply with the requirements of the LAMC. Specifically, the Project would comply with the following sections and lighting provisions of the LAMC:

- Chapter 9, Article 3, Section 93.0117: No person shall construct, establish, create, or maintain any stationary exterior light source that may cause the following locations to be either illuminated by more than two foot candles (21.5 lx) of lighting intensity or receive direct glare from the light source: exterior glazed windows or sliding glass doors on any other property containing residences; any elevated habitable porch, deck, or balcony on any other property containing residences; or any ground surface intended for use but not limited to recreation, barbecue, or lawn areas or any other property containing residences.
- Chapter 1, Article 2, Sec. 12.21 A5(k): All lights used to illuminate a parking area shall be designed, located and arranged so as to reflect the light away from any street and any adjacent premises.
- Chapter 1, Article 4.4, Sec. 14.4.4D(E): No sign shall be arranged and illuminated in a manner that will produce a light intensity of greater than three foot candles above ambient lighting, as measured at the property line of the nearest residentially zoned property.

⁴ City of Los Angeles. 2006. L.A. CEQA Thresholds Guide: Your Resources for Preparing CEQA Analyses in Los Angeles.

The Project's proposed structure is modern in its architectural style. The design of the proposed building includes an industrial base and a modern upper section. In addition to new sources of light, the Project would introduce new building surface materials to the Project Site, including glass, concrete, and metal materials. As the Project proposes multiple levels of windows and would utilize steel, the Project has the potential to generate glare. However, non-reflective glass, or glass surfaces treated with non-reflective coatings, would be utilized for windows and surfaces facing the exterior. Metal materials would be utilized as accents, mainly to frame windows, and would not cover a substantial area of the building's exterior. As the above-ground levels of the Project's parking garage would be screened, the Project would not generate glare from the metal surfaces of parked cars.

Pursuant to SB 743 and ZI 2452, the Project would result in no impact to light and glare.

Notwithstanding the above and the exemption of the Project from aesthetic impacts under SB 743, the EIR will include a discussion of the Project's impacts under the City thresholds for informational purposes only. The impact conclusion for aesthetics is no impact.

II. AGRICULTURAL AND FORESTRY RESOURCES

In determining whether impacts to agricultural resources are significant environmental effects, lead agencies may refer to the California Agricultural Land Evaluation and Site Assessment Model (1997) prepared by the California Department of Conservation as an optional model to use in assessing impacts on agriculture and farmland. In determining whether impacts to forest resources, including timberland, are significant environmental effects, lead agencies may refer to information compiled by the California Department of Forestry and Fire Protection regarding the state's inventory of forest land, including the Forest and Range Assessment Project and the Forest Legacy Assessment project; and forest carbon measurement methodology provided in Forest Protocols adopted by the California Air Resources Board.

Would the project:

- a) ***Convert Prime Farmland, Unique Farmland, or Farmland of Statewide Importance (Farmland), as shown on the maps prepared pursuant to the Farmland Mapping and Monitoring Program of the California Resources Agency, to non-agricultural use?***

No Impact. A significant impact may occur if a project would convert designated Farmland to non-agricultural use. The Project Site is located within Downtown Los Angeles and has been developed for decades with warehouses, office and commercial uses, associated garage and storage spaces, and surface parking lots. No agricultural uses or related operations are present on the Project Site or in the surrounding urban area. The Project Site is not located on designated Prime Farmland, Unique Farmland, or Farmland of Statewide Importance, as shown on the maps prepared pursuant to the Farmland Mapping and Monitoring Program.⁵ Therefore, no impact would occur and no mitigation measures are required. No further analysis of this topic in the EIR is required.

⁵ California Department of Conservation, Division of Land Resource Protection, Farmland Mapping and Monitoring Program, Los Angeles County Important Farmland Map 2014. Available at: <ftp://ftp.consrv.ca.gov/pub/dlrp/FMMP/pdf/2014/los14.pdf>. Accessed on September 29, 2016.

b) Conflict with existing zoning for agricultural use, or a Williamson Act contract?

No Impact. A significant impact may occur if a project would conflict with existing zoning for agricultural use, or a Williamson Act contract. The Project Site has a land use designation of Heavy Industrial on the Central City North Community Plan General Plan Land Use Map with a corresponding zone of M3. The Project Site is zoned M3-1-RIO (Heavy Industrial, Height District 1, River Improvement Overlay District). The Project Site and nearby properties are not zoned for agricultural use, nor are they under a Williamson Act contract.⁶ The Project would not conflict with existing zoning for agricultural uses or a Williamson Act contract. Therefore, no impact would occur and no mitigation measures are required. No further analysis of this topic in the EIR is required.

c) Conflict with existing zoning for, or cause rezoning of, forest land (as defined in Public Resources Code section 12220(g)), timberland (as defined by Public Resources Code section 4526), or timberland zoned Timberland Production (as defined by Government Code section 51104(g))?

No Impact. A significant impact may occur if a project would conflict with existing zoning for, or cause rezoning of, forest land or timberland zoned Timberland Production. As discussed in the response to Checklist Question II.b, the Project Site is zoned M3-1-RIO. The Project Site is currently occupied by a one-story office building and related garage/storage space, Museum storage space, and surface parking lots. Consistent with the urban Project Site, the immediate Project areas are also zoned for industrial and manufacturing uses. No forest land or land zoned or designated as timberland or for timberland production by the City of Los Angeles General Plan or Central City North Community Plan is present on the Project Site or surrounding area. Public forest land in Los Angeles County is limited primarily to the Angeles National Forest and a small portion of the Los Padres National Forest. Other areas of forest land outside of National Forests in Los Angeles County consist primarily of small areas in the Santa Monica Mountains, Sierra Pelona Mountains, and areas of the San Gabriel Mountains adjacent to the Angeles National Forest. The Project Site is not located in these areas. Further, as there are no substantial areas of privately-owned forest land in Los Angeles County, there are no timberland or timberland production areas.⁷ Therefore, the Project would not conflict with existing zoning for forest land or timberland. No impact would occur and no mitigation measures are required. No further analysis of this topic in the EIR is required.

d) Result in the loss of forest land or conversion of forest land to non-forest use?

No Impact. A significant impact may occur if a project would result in the loss of forest land or conversion of forest land to non-forest use. The Project Site consists of developed office and commercial spaces, and no forest land exists in the Project vicinity. The Project would not result in the loss of forest land or conversion of forest land to non-forest use. No impact would occur and no mitigation measures are required. No further analysis of this topic in the EIR is required.

⁶ California Department of Conservation, Division of Land Resource Protection, Los Angeles County Williamson Act Map FY 2015/2016. Available at: ftp://ftp.consrv.ca.gov/pub/dlrp/wa/LA_15_16_WA.pdf. Accessed on September 29, 2016.

⁷ County of Los Angeles Department of Regional Planning. Los Angeles County General Plan Update Draft Environmental Impact Report. State Clearinghouse # 2011081042. June 2014.

- e) ***Involve other changes in the existing environment which, due to their location or nature, could result in conversion of Farmland to non-agricultural use or conversion of forest land to non-forest use?***

No Impact. A significant impact may occur if a project would involve other changes in the existing environment that would result in the conversion of Farmland to non-agricultural use or conversion of forest land to non-forest use. No agricultural uses or associated operations occur on or in the vicinity of the Project Site. Therefore, the Project would not involve the conversion of farmland to other uses, either directly or indirectly. No impact would occur and no mitigation measures are required. No further analysis of this topic in the EIR is required.

III. AIR QUALITY

Where available, the significance criteria established by the applicable air quality management district or air pollution control district may be relied upon to make the following determinations.

The air quality management district for the proposed Project is the South Coast Air Quality Management District (SCAQMD); therefore, significance criteria of the SCAQMD will apply to the Project.

Would the project:

- a) ***Conflict with or obstruct implementation of the applicable air quality plan?***

Potentially Significant Impact. A significant impact may occur if a project would be inconsistent with the applicable air quality management plan (AQMP) or interfere with implementation of the AQMP. The Project Site is under the jurisdiction of the SCAQMD, which, with the California Air Resources Board (CARB) and Southern California Association of Governments (SCAG), is responsible for developing an AQMP to address updates to air quality standards and attainment deadlines. The Final 2016 AQMP was adopted March 2017 by the SCAQMD.⁸ The Congestion Management Program (CMP) is a State-mandated program, which was enacted by the State legislature to address the effects of urban congestion on local communities and the region. The Los Angeles County Metropolitan Transportation Authority (Metro) implements the CMP in the City. The Project would be located in a City-designated TPA and would also locate new development in proximity to existing public transit facilities, including Metro rail stations and various bus stops, as well as redevelop a Project Site already served by existing infrastructure. Notwithstanding these attributes that may reduce Project-related emissions, the Project has the potential to increase the amount of traffic in the area, which would consequently generate operational air emissions that could potentially affect implementation of the AQMP, as well as conflict with the CMP. Pollutant emissions resulting from construction of the Project would also have the potential to affect implementation of the AQMP. Therefore, this topic will be analyzed further in the EIR. Potential Project conflicts with the CMP are further addressed in Response to Checklist Question XVI.b, Transportation/Traffic, below.

- b) ***Violate any air quality standard or contribute substantially to an existing or projected air quality violation?***

Potentially Significant Impact. A significant impact may occur if a project's emissions would exceed established standards or contribute substantially to an existing or projected air quality violation. The Project Site is located within the South Coast Air Basin (SCAB), in which State

⁸ SCAQMD. Final 2016 AQMP. March 2017.

and Federal air quality standards are often exceeded in many parts, including Los Angeles County. The SCAB is currently in non-attainment of Federal and State air quality standards for ozone (O₃) and particulate matter less than 2.5 microns in diameter (PM_{2.5}).⁹ The Project would result in increased air emissions associated with construction and operational traffic, as well as equipment. Therefore, this topic will be analyzed further in the EIR.

c) *Result in a cumulatively considerable net increase of any criteria pollutant for which the project region is non-attainment under an applicable federal or state ambient air quality standard (including releasing emissions which exceed quantitative thresholds for ozone precursors)?*

Potentially Significant Impact. A significant impact may occur if a project would result in a cumulatively considerable net increase of a federal or State non-attainment criteria pollutant. As discussed in the response to Checklist Question III.b, the Project would result in increased air emissions from construction and operational traffic in the SCAB, an air quality management area that is in non-attainment for Federal and State air quality standards for O₃ and PM_{2.5}. Therefore, implementation of the Project could potentially contribute to cumulatively significant air quality impacts in combination with other existing and future emission sources in the Project area. Therefore, this topic will be analyzed further in the EIR.

d) *Expose sensitive receptors to substantial pollutant concentrations?*

Potentially Significant Impact. A significant impact may occur if a project would generate pollutants in such quantities that they would adversely affect sensitive receptors. While the Project would be located in an urbanized area of Los Angeles, the Project vicinity includes a mix of uses, such as residential, school, and other sensitive uses. For example, multi-family residential land uses are located near the intersection of East 4th Street and Seaton Street, approximately 160 feet northwest of the Project Site, as well as at the intersection of South Hewitt Street and East 5th Street, approximately 400 feet southeast of the Project Site. The Arts District Park is also located 415 feet south of the Project Site. In addition, the Arts District Dog Park is located approximately 375 feet east of the Project Site. Additional sensitive receptor locations, if present, will be investigated and described in the EIR. Construction activities and operation of the Project could potentially increase air emissions above current levels, thereby potentially affecting sensitive receptors. Therefore, this topic will be analyzed further in the EIR.

e) *Create objectionable odors affecting a substantial number of people?*

Less Than Significant Impact. A significant impact may occur if a project would create objectionable odors affecting a substantial number of people. Objectionable odors are typically associated with manufacturing, industrial, or sewage treatment processes. The Project involves a mixed-commercial development that includes retail and office uses that do not typically create objectionable odors. During construction and operation of the Project, trash receptacles would be provided and covered and properly maintained in order to control odors. Therefore, impacts would be less than significant and no mitigation measures are required. No further analysis of this topic in the EIR is required.

⁹ Ibid.

IV. BIOLOGICAL RESOURCES

Would the project:

- a) ***Have a substantial adverse effect, either directly or through habitat modifications, on any species identified as a candidate, sensitive, or special status species in local or regional plans, policies, or regulations, or by the California Department of Fish and Game or U.S. Fish and Wildlife Service?***

No Impact. A significant impact may occur if a project would remove, or modify the habitat of, any identified candidate, sensitive, or special status species. The Project Site is located in an urban area and is currently developed with the A+D Museum, Museum storage space, a one-story office building and associated garage/storage space, and surface parking lots. Based on an evaluation provided by Rios Clementi Hale Studies and the Existing Tree Plan prepared for the Project (provided in **Appendix IS-1, Biological Resources**), no trees are present within the Project Site. Three street trees (Brisbane box trees, or *Tristania conferta*) are located within the 4th Street right-of-way, north of the Project Site. These trees are not native species and are not protected trees [as defined by the Los Angeles Municipal Code (LAMC) Section 17.02]¹⁰. Current Site Plans for the Project retain the three trees. However, during City and agency review of the Project, there is the potential for one or all three of these trees to be removed or relocated as necessary. This action would require the approval of a Tree Removal Permit by the Board of Public Works per the current standards of the Urban Forestry Division, which would be obtained prior to issuance of a Certificate of Occupancy. Due to the urban and developed nature of the Project Site and vicinity, the Project Site does not support habitat for candidate, sensitive, or special status species. No impact would occur and no mitigation measures are required. No further analysis of this topic in the EIR is required.

- b) ***Have a substantial adverse effect on any riparian habitat or other sensitive natural community identified in local or regional plans, policies, regulations or by the California Department of Fish and Game or U.S. Fish and Wildlife Service?***

No Impact. A significant impact may occur if a project would have a substantial adverse effect on any identified riparian habitat or other sensitive natural community. The Project Site is located in an urban area that does not contain a natural drainage channel to the river, riparian habitat, or other sensitive natural communities as indicated in the City or regional plans or in regulations by the California Department of Fish and Wildlife (CDFW) or U.S. Fish and Wildlife Service (USFWS). Furthermore, the Project Site is not located in, or adjacent to, a Significant Ecological Area within the City of Los Angeles.¹¹ Therefore, the Project would not have an adverse effect on any riparian habitat or other sensitive natural community. No impact would occur and no mitigation measures are required. No further analysis of this topic in the EIR is required.

¹⁰ Pursuant to Ordinance No. 177404, Section 17.02 of the LAMC defines a “protected tree” as any of the following native Southern California Tree Species, measuring four inches or more in cumulative diameter at four and one-half feet above ground level at the base of the tree: Oak (Valley Oak and California Live Oak, as well as other trees of the oak genus that are indigenous to California, but excluding Scrub Oak), Southern California Black Walnut, Western Sycamore, and California Bay.

¹¹ County of Los Angeles Department of Regional Planning, General Plan Figure 9.3, Significant Ecological Areas and Coastal Resource Areas Policy Map, Figure 9.3. February 2015. Available at: http://planning.lacounty.gov/assets/upl/project/gp_2035_2014-FIG_9-3_significant_ecological_areas.pdf. Accessed December 2016.

- c) ***Have a substantial adverse effect on federally protected wetlands as defined by Section 404 of the Clean Water Act (including, but not limited to, marsh, vernal pool, coastal, etc.) through direct removal, filling, hydrological interruption, or other means?***

No Impact. A significant impact may occur if a project would remove or modify federally protected wetlands through direct removal, filling, hydrological interruption, or other means. The Project Site is developed with the existing A+D Museum, office uses, associated garage and storage spaces, and surface parking lots. The surrounding area is fully developed with urban land uses as well. The Project Site does not contain wetlands as defined by Section 404 of the Clean Water Act. Therefore, the Project would not have an adverse effect on Federally protected wetlands. No impact would occur and no mitigation measures are required. No further analysis of this topic in the EIR is required.

- d) ***Interfere substantially with the movement of any native resident or migratory fish or wildlife species or with established native resident or migratory wildlife corridors, or impede the use of native wildlife nursery sites?***

Less Than Significant Impact. A significant impact may occur if a project would interfere or remove access to a migratory wildlife corridor or impede the use of native wildlife nursery sites. As stated in the response to Checklist Question IV.a, the Project Site is currently developed with the A+D Museum, Museum storage space, a one-story office building and related garage/storage space, and surface parking lots. Due to the developed nature of the Project Site and surrounding area, the Project Site and vicinity do not support a migratory wildlife corridor or native wildlife nursery site. However, three trees are located in the 4th Street right-of-way adjacent to the Project Site. These trees may potentially provide suitable nesting habitat for migratory birds, which are protected by the Federal Migratory Bird Treaty Act (MBTA) of 1918 and the California Fish and Game Code. The MBTA is included in Title 16, Chapter 7, Subchapter II, Sections 703-712 of the United States Code (U.S.C.) (16 U.S.C. 703-712). It is enforced by the USFWS and protects the migratory nongame native bird species listed in the Code of Federal Regulations (CFR) Chapter 50, Section 10.13 and their nests. Sections 3503, 3503.5, and 3513 of the California Fish and Game Code also prohibit take of all birds and their active nests, including raptors and other migratory nongame birds listed under the MBTA. According to Section 86 of the 2015 California Fish and Game Code, "Take means hunt, pursue, catch, capture, or kill, or attempt to hunt, pursue, catch, capture, or kill."

In accordance with the Migratory Bird Treaty Act, tree removal activities would take place outside of the nesting season (February 15–September 15), if and to the extent feasible. To the extent that vegetation removal activities must occur during the nesting season, a biological monitor would be present during the removal activities to ensure that no active nests would be impacted. If active nests are found, a 300-foot buffer (500 feet for raptors) would be established until the fledglings have left the nest. As the Project would be required to comply with existing Federal and State laws that protect the migratory bird species that may potentially utilize trees in the Project vicinity for nesting habitat, impacts would be less than significant. Therefore, through compliance with existing regulations, impacts would be less than significant and no mitigation measures are required. No further analysis of this topic in the EIR is required.

- e) ***Conflict with any local policies or ordinances protecting biological resources, such as a tree preservation policy or ordinance (e.g., oak trees or California walnut woodlands)?***

Less Than Significant. A significant impact may occur if a project would be inconsistent with local policies or ordinances pertaining to the protection of biological resources. As stated in the

response to Checklist Question IV.a, the Project Site is comprised of previously developed parcels within an urban community. There are no trees within the Project Site. Three street trees are located in the adjacent 4th Street right-of-way; however, the tree species is not a locally protected biological resource, and they do not meet the 8-inch diameter requirement to be considered significant non-protected trees (the trees are three, five, and six inches in diameter) per the City of Los Angeles Protected Tree Ordinance (Chapter IV, Article 6 of the LAMC).

The current Site Plans for the Project retain the three 4th Street trees in place and include additional landscaping. However, as part of City and agency review of the Project, there is the potential for one or all of these trees to be removed or relocated as necessary. This action would require the approval of a Tree Removal Permit by the Board of Public Works per the current standards of the Urban Forestry Division and would be required prior to issuance of a Certificate of Occupancy. Review and approval of the Tree Removal Permit would ensure that street trees are replaced in accordance with City policy. Other landscaping would comply with requirements of the LAMC and the City's Urban Forestry Division's requirements. Therefore, the Project would not conflict with local policies or ordinances protecting biological resources. Impacts would be less than significant and no mitigation measures are required. No further analysis of this topic in the EIR is required.

f) *Conflict with the provisions of an adopted Habitat Conservation Plan, Natural Community Conservation Plan, or other approved local, regional, or state habitat conservation plan?*

No Impact. A significant impact may occur if a project would be inconsistent with an adopted Habitat Conservation Plan, Natural Community Conservation Plan, or other approved local, regional, or state habitat conservation plan. The Project is not part of a Habitat Conservation Plan (HCP) or other approved regional or State habitat conservation plan.¹² As explained in City's Mobility Plan EIR, there are no HCPs, or Natural Community Conservation Plans (NCCPs), applicable to the City.¹³ Therefore, the Project would not conflict with the provisions of an adopted local, regional, or State conservation plan. No impact would occur and no mitigation measures are required. No further analysis of this topic in the EIR is required.

V. CULTURAL RESOURCES

Would the project:

a) *Cause a substantial adverse change in the significance of a historical resource as defined in State CEQA Guidelines §15064.5?*

Potentially Significant Impact. A significant impact may occur if a project would remove or cause a substantial adverse change in the significance of a historical resource. Historical resources are defined in Section 15064.5 of the State CEQA Guidelines as:

- Resources listed in, or determined to be eligible by the State Historical Resources Commission, for listing in the California Register of Historical Resources;
- Resources included in a local register of historical resources; and/or

¹² California Department of Fish and Wildlife, California Regional Conservation Plans, August 2015. Available at: <https://nrm.dfg.ca.gov/FileHandler.ashx?DocumentID=68626&inline>. Accessed December 5, 2016.

¹³ City of Los Angeles Mobility Plan 2035, Draft Environmental Impact Report, pg. 4.6-5. Available at: http://planning.lacity.org/eir/MobilityPlan/DEIR/assets/4.6_biological_resources.pdf. Accessed Dec. 5, 2016.

- Any object, building, structure, site, area, place, record, or manuscript which a lead agency determines to be historically significant or significant in the architectural, engineering, scientific, economic, agricultural, educational, social, political, military, or cultural annals of California.

Resources are also considered historically significant under CEQA if they meet the criteria for listing on the California Register of Historical Resources, which include resources that are:

- Associated with events that have made a significant contribution to the broad patterns of California's history and cultural heritage;
- Associated with the lives of persons important in our past;
- The embodiment of distinctive characteristics of types, periods, regions, or methods of construction, or representative of the work of an important creative individual; or possessive of high artistic values; and/or
- Yield, or may likely yield, information important in prehistory or history.

Based on City of Los Angeles Department of City Planning, Zoning Information and Mapping Access System (ZIMAS), two of the four structures that currently occupy the Project Site were constructed in approximately 1947 (structure at 414 Colyton Street) and 1952 (900 East 4th Street, the A+D Museum).¹⁴ ZIMAS does not include years of construction for the remaining two structures on the Project Site. However, as there are at least two structures on the Project that are over 45 years in age and may qualify as historical resources, there is a potential for the Project to have significant impacts on historical resources. Therefore, potential impacts to historical resources will be further analyzed in the EIR.

b) *Cause a substantial adverse change in the significance of an archaeological resource pursuant to State CEQA Guidelines §15064.5?*

Potentially Significant Impact. A significant impact may occur if a project would cause a substantial adverse change in the significance of an archaeological resource. According to the State CEQA Guidelines, an archaeological resource is any resource that has yielded, or may be likely to yield, information important in prehistory or history [Section 15064.5(a)(3)(D)]. As the Project Site is developed, once-present surficial archaeological resources, if any, were likely disturbed by previous grading and preparation activities. However, Project construction would require grading and excavation activities for building foundations and subterranean parking. Such activity could have the potential to disturb existing but as yet undiscovered archaeological resources, and therefore this topic will be further analyzed in the EIR.

c) *Directly or indirectly destroy a unique paleontological resource or site or unique geologic feature?*

Potentially Significant Impact. A significant impact may occur if a project would directly or indirectly destroy a unique paleontological resource or site or unique geologic feature. Although the Project Site has been previously graded, developed, and paved, and no unique geologic features are anticipated to be encountered during Project development, the Project would require grading and excavation for building foundations and subterranean parking. Excavation for the Project's subterranean parking levels may potentially uncover previously

¹⁴ City of Los Angeles Department of City Planning, Zoning Information and Mapping Access System (ZIMAS). Available at: <http://zimas.lacity.org>. Accessed on June 9, 2017. Addresses provided are based on ZIMAS data.

undiscovered paleontological resources. Therefore, this topic will be analyzed further in the EIR.

d) *Disturb any human remains, including those interred outside of dedicated cemeteries?*

Potentially Significant Impact. A significant impact may occur if a project would disturb previously interred human remains. As previously indicated, the Project Site has been previously developed. However, excavation for subterranean parking and building foundations would extend further beneath the surface than previous developments on the Project Site. Therefore, Project development activities may potentially encounter previously undiscovered human remains during excavation activities. This topic will be analyzed further in the EIR.

VI. GEOLOGY AND SOILS

In 2015, the California Supreme Court in *CBIA v. BAAQMD*¹⁵, held that CEQA generally does not require a lead agency to consider the impacts of the existing environment on the future residents or users of the project. The revised thresholds are intended to comply with this decision. Specifically, the decision held that an impact from the existing environment to the project, including future users and/or residents, is not an impact for purposes of CEQA. However, if the project, including future users and residents, exacerbates existing conditions that already exist, that impact must be assessed, including how it might affect future users and/or residents of the project.

In accordance with Appendix G of the State CEQA Guidelines and the *CBIA v. BAAQMD* decision, the project would have a significant impact related to geology and soils if it results in any of the following impacts to future residents or users:

- a) *Expose people or structures to potential substantial adverse effects, including the risk of loss, injury, or death involving;***
- i) *Rupture of a known earthquake fault, as delineated on the most recent Alquist-Priolo Earthquake Fault Zoning Map issued by the State Geologist for the area or based on other substantial evidence of a known fault, caused in whole or in part by the project's exacerbation of existing environmental conditions. Refer to Division of Mines and Geology Special Publication 42.***

Potentially Significant Impact. A significant impact may occur if a project would expose people or structures to potential substantial adverse effects involving the rupture of known earthquake faults, caused in whole or in part by the project's exacerbation of existing environmental conditions. According to the City of Los Angeles General Plan Safety Element, the Alquist-Priolo Act requires the State Geologist to map active earthquake fault zones, or those faults that are typically above-ground, visible faults, such as the San Andreas Fault. However, unmapped faults, including blind thrust faults like that which caused the Northridge earthquake in 1994, are increasingly becoming an area of study.¹⁶ The Project Site is not located with an Alquist-Priolo Earthquake Fault Zone; however, the closest fault to the Project

¹⁵ *California Building Industry Association (CBIA) v. Bay Area Air Quality Management District (BAAQMD)*.

¹⁶ City of Los Angeles, Department of City Planning. 1996. Safety Element of the Los Angeles City General Plan. Adopted November 26.

Site is the Puente Hills Blind Thrust, located over one kilometer (1.1 miles) away.¹⁷ Given that the Project Site is located within the seismically active Southern California region, potential impacts associated with fault rupture will be evaluated further in a geotechnical engineering investigation for the Project as well as analyzed in the EIR.

ii) Strong seismic ground shaking caused in whole or in part by the project's exacerbation of existing environmental conditions.

Potentially Significant Impact. A significant impact may occur if a project would expose people or structures to potential substantial adverse effects involving strong seismic ground shaking, caused in whole or in part by the project's exacerbation of existing environmental conditions. The Project Site is located within the seismically active Southern California region. The Project would be required to conform to California and City Building Code seismic design provisions, which include design standards for structural loads and materials to provide for the most recent advancements in earthquake safety. Nonetheless, as the Project Site is located in a seismically active region, potential impacts associated with ground shaking will be analyzed further in the EIR.

iii) Seismic-related ground failure, including liquefaction caused in whole or in part by the project's exacerbation of existing environmental conditions.

Potentially Significant Impact. A significant impact may occur if a project would expose people or structures to potential substantial adverse effects involving seismic-related ground failure, including liquefaction caused in whole or in part by the project's exacerbation of existing environmental conditions. According to the City's General Plan Safety Element, the Project Site is not located in a City-designated liquefaction zone.¹⁸ However, the Project entails excavation to construct subterranean parking levels, which may potentially uncover hazardous geological conditions. As the Project Site may be subject to potentially high levels of seismic activity, potential impacts associated with seismic-related ground failure, including liquefaction, will be evaluated further in a geotechnical engineering investigation for the Project as well as analyzed in the EIR.

iv) Landslides, caused in whole or in part by the project's exacerbation of existing environmental conditions.

No Impact. A significant impact may occur if a project would expose people or structures to potential substantial adverse effects involving areas that are susceptible to landslides, such as hillside areas, caused in whole or in part by the project's exacerbation of existing environmental conditions. The Project Site is not located within a City-designated Hillside Area,¹⁹ is not subject to the City's Baseline Hillside Ordinance,²⁰ and is not located in a City-designated Landslide area.²¹ Additionally, the Project Site is located on the eastern edge of Downtown Los Angeles, not in close proximity to mountains or steep slopes, and there is a general lack of elevation

¹⁷ City of Los Angeles Department of City Planning, Zoning Information and Mapping Access System (ZIMAS), Parcel Profile Report: 926 E 4th St. Generated December 5, 2016.

¹⁸ City of Los Angeles, Department of City Planning. 1996. Safety Element of the Los Angeles City General Plan. Adopted November 26.

¹⁹ Ibid.

²⁰ City of Los Angeles Department of City Planning, Zoning Information and Mapping Access System (ZIMAS), Parcel Profile Report: 926 E 4th St. Generated December 5, 2016.

²¹ City of Los Angeles, Department of City Planning. 1996. Safety Element of the Los Angeles City General Plan. Adopted November 26.

difference across or adjacent to the Site.²² Therefore, the potential for landslides to occur on or near the Project Site is unlikely. The Project would not exacerbate existing hazardous environmental conditions and expose people or structures to substantial adverse effects involving landslides. No impact would occur and no mitigation measures are required. No further evaluation of this topic in the EIR is required.

- c) ***Be located on a geologic unit or soil that is unstable, or that would become unstable as a result of the project, and potentially result in on- or off-site landslide, lateral spreading, subsidence, liquefaction, or collapse caused in whole or in part by the project's exacerbation of the existing environmental conditions.***

Potentially Significant Impact. A significant impact may occur if a project would expose people or structures to potential substantial adverse effects due to its location on unstable geologic units or soils, caused in whole or in part by the project's exacerbation of existing environmental conditions. As previously discussed in response to Checklist Questions VI.a.iii and a.iv, liquefaction hazards will be evaluated in the EIR and landslide hazards were concluded to have no impact. Lateral spreads are a type of landslide that occur on very gentle slopes or flat terrain. Ground failure in these cases are typically caused by liquefaction, and the failure is usually triggered by rapid ground motion, such as an earthquake.²³ Soils underlying the Project Site are not anticipated to be capable of liquefaction and lateral spreading is not anticipated to occur on the Project Site. Nonetheless, potential impacts associated with liquefaction and lateral spreading will be evaluated in the EIR with other geologic conditions addressed by a geotechnical engineering investigation.

Subsidence is a gradual settling or sudden sinking of the earth's surface, resulting from subsurface movement of earth materials. Typical causes of subsidence include aquifer-system compaction; drainage and decomposition of organic soils; underground mining, oil, and gas extraction; hydrocompaction, natural compaction; and sinkholes.²⁴ Subsidence is a type of ground failure that may range from local collapses to regional lowering of the earth's surface.²⁵ No oil wells are located on the Project Site;²⁶ however, the Project is located in the vicinity of the Union Station Oil Field.²⁷ As the Project entails excavation to construct subterranean parking levels, and the Project Site may be subject to potentially high levels of seismic activity, potential impacts associated with subsidence and local collapse will be evaluated in the EIR.

²² Google Earth. 900 E. 4th Street, Los Angeles, California. Imagery Date: October 18, 2016. Accessed on June 9, 2017.

²³ USGS. Landslide Types and Processes. Available at: <https://pubs.usgs.gov/fs/2004/3072/fs-2004-3072.html>. Accessed on December 30, 2016.

²⁴ USGS, California Water Science Center. Land Subsidence in California. Available at: https://ca.water.usgs.gov/land_subsidence/. Accessed on December 30, 2016.

²⁵ USGS, California Water Science Center. Land Subsidence in California. Available at: https://ca.water.usgs.gov/land_subsidence/california-subsidence-cause-effect.html. Accessed on December 30, 2016.

²⁶ City of Los Angeles Department of City Planning, Zoning Information and Mapping Access System (ZIMAS), Parcel Profile Report: 926 E 4th St. Generated December 5, 2016.

²⁷ City of Los Angeles, Department of City Planning. 1996. Safety Element of the Los Angeles City General Plan. Adopted November 26.

- d) ***Be located on expansive soil, as defined in Table 18.1 B of the Uniform Building Code (1994), creating substantial risks to life or property caused in whole or in part by the project's exacerbation of the existing environmental conditions.***

Potentially Significant Impact. A significant impact may occur if a project would expose people or structures to potential substantial adverse effects due to its location on expansive soil, caused in whole or in part by the project's exacerbation of existing environmental conditions. Expansive soils shrink or swell as the moisture content decreases or increases. Structures built on such soils may experience shifting, cracking, and breaking damage as the soils shrink and subside or expand.²⁸ A geotechnical engineering investigation shall be prepared for the Project and will address the potential of the Project to be located on expansive soils. Therefore, potential impacts associated with expansive soils will be analyzed further in the EIR.

- e) ***Have soils incapable of adequately supporting the use of septic tanks or alternative wastewater disposal systems where sewers are not available for the disposal of wastewater.***

No Impact. A significant impact may occur if project site soils would be incapable of adequately supporting the use of septic tanks or alternative waste water disposal systems where sewers are not available for the disposal of wastewater. The Project Site is located in an urban area with existing wastewater infrastructure. The Project would connect to existing sewer infrastructure and would not use septic tanks or alternative wastewater disposal systems. Therefore, no impact from the use of septic tanks or alternative wastewater disposal systems would occur, and no mitigation measures are required. No further analysis of this topic in the EIR is required.

VII. GREENHOUSE GAS EMISSIONS

Would the project:

- a) ***Generate greenhouse gas emissions, either directly or indirectly, that may have a significant impact on the environment?***

Potentially Significant Impact. A significant impact may occur if construction or operation of a project would generate greenhouse gas emissions, either directly or indirectly, that may have a significant impact on the environment. Construction and operational activities (mainly vehicular traffic) associated with the Project would increase greenhouse gas (GHG) emissions that have the potential to directly or indirectly result in a significant impact on the environment. The amount of GHG emissions associated with the Project has not been estimated at this time. Therefore, this topic will be further evaluated in the EIR.

- b) ***Conflict with an applicable plan, policy or regulation adopted for the purpose of reducing the emissions of greenhouse gases?***

Potentially Significant Impact. A significant impact may occur if a project would be inconsistent with plans, policies or regulations adopted for the purpose of reducing greenhouse gases emissions. The Project would be required to comply with the City's Green Building Code pursuant to Chapter IX, Article 9, of the LAMC. In addition, the Project would be required to implement applicable energy conservation measures to reduce GHG emissions, such as those

²⁸ USGS. Landslides Glossary. Available at: <http://landslides.usgs.gov/learn/glossary.php#e>. Accessed on December 30, 2016.

described in the California Global Warming Solutions Act of 2006 (or AB 32).²⁹ However, the GHG emissions associated with the Project have not yet been estimated. Therefore, this topic will be further evaluated in the EIR.

VIII. HAZARDS AND HAZARDOUS MATERIALS

In 2015, the California Supreme Court in *CBIA v. BAAQMD*, held that CEQA generally does not require a lead agency to consider the impacts of the existing environment on the future residents or users of the project. The revised thresholds are intended to comply with this decision. Specifically, the decision held that an impact from the existing environment to the project, including future users and/or residents, is not an impact for purposes of CEQA. However, if the project, including future users and residents, exacerbates existing conditions that already exist, that impact must be assessed, including how it might affect future users and/or residents of the project. For example, if construction of the project on a hazardous waste site will cause the potential dispersion of hazardous waste in the environment, the EIR should assess the impacts of that dispersion to the environment, including to the project's residents.

In accordance with Appendix G of the State CEQA Guidelines, the project would have a significant impact related to hazards and hazardous materials if it would:

- a) ***Create a significant hazard to the public or the environment through the routine transport, use, or disposal of hazardous materials.***

Potentially Significant Impact. A significant impact may occur if a project would transport, use, or dispose of hazardous materials in such quantities or in a manner that would create a significant hazard to the public. Construction and operation of the Project would involve the temporary use of hazardous substances in the form of paints and other surface coatings, adhesives, cleaning agents, fuels, oils and pesticides. Such materials would be used, stored, and disposed of in accordance with applicable laws and regulations and manufacturers' specifications. The use of these materials is anticipated to be minimal. Due to the age of some of the on-site structures, Project demolition may also potentially uncover hazardous materials, such as asbestos containing materials³⁰ or lead based paints.³¹ Therefore, the transport, use, and disposal of hazardous materials will be documented and analyzed further in the EIR.

- b) ***Create a significant hazard to the public or the environment through reasonably foreseeable upset and accident conditions involving the release of hazardous materials into the environment.***

Potentially Significant Impact. A significant impact may occur if a project would release hazardous materials into the environment as a result of upset and accident conditions, thereby causing a hazard to the public or the environment. The Project Site is located within a City-designated Methane Zone.³² In addition, structures that are planned to be demolished on-site may contain hazardous materials, based on their age, and as described above, if present,

²⁹ CalEPA CARB. AB 32 Scoping Plan. Available at: <https://www.arb.ca.gov/cc/scopingplan/scopingplan.htm>. Accessed on December 30, 2016.

³⁰ Air Quality Management District. 2007. Rule 1403: Asbestos Emissions from Demolition/Renovation Activities. Amended October 2007.

³¹ U.S. EPA. Real Estate Disclosure: Lead. Available at: <https://www.epa.gov/lead/real-estate-disclosure>. Accessed on June 9, 2017.

³² City of Los Angeles Department of City Planning, Zoning Information and Mapping Access System (ZIMAS). Available at: <http://zimas.lacity.org>. Accessed on June 9, 2017.

asbestos containing materials and lead based paints would require remediation and abatement. A Phase I Environmental Site Assessment and Methane Study will be prepared for the Project to identify these and other hazards that may exist on the Project Site. Accordingly, these topics will be analyzed further in the EIR.

c) *Emit hazardous emissions or handle hazardous or acutely hazardous materials, substances, or waste within one-quarter mile of an existing or proposed school.*

Potentially Significant Impact. A significant impact may occur if a project located within one-quarter mile of an existing or proposed school would emit hazardous emissions or acutely hazardous materials, substances, or waste into the environment. Although there are no existing or proposed public kindergarten through high schools located within a one-quarter mile of the Project Site,³³ private vocational and professional schools, including the Miyako Sushi and Washoku School and Southern California Institute of Architecture are located in the vicinity.³⁴ Construction of the Project, including emissions and potential handling and hauling of hazardous materials, may potentially impact such institutions. Therefore, this issue will be analyzed further in the EIR.

d) *Be located on a site which is included on a list of hazardous materials sites compiled pursuant to Government Code Section 65962.5 and, as a result, would create a significant hazard to the public or the environment caused in whole or in part by the project's exacerbation of the existing environmental conditions.*

Potentially Significant Impact. A significant impact may occur if a project located on a designated hazardous materials site would exacerbate the current environmental conditions so as to create a significant hazard to the public or the environment. Government Code Section 65962.5, amended in 1992, requires the California Environmental Protection Agency (CalEPA) to develop and update annually the Cortese List, which is a list of hazardous waste sites and other contaminated sites. Information regarding the Cortese List is now compiled by the Department of Toxic Substances Control (DTSC) (EnviroStor database), the State Water Board, and CalEPA. Based on a preliminary search of the EnviroStor database, no designated hazardous materials sites are located within 1,000 feet of the Project Site.³⁵ However, there may be hazardous environmental conditions on the Project Site that may be exacerbated by Project development and therefore may potentially pose a risk to the public or the environment. Therefore, this topic will be analyzed further in the EIR.

e) *For a project located within an airport land use plan or, where such a plan has not been adopted, within two miles of a public airport or public use airport, would the project result in a safety hazard for people residing or working in the project area?*

No Impact. A significant impact may occur if a project that is located within an airport land use plan area or within two miles of a public airport or public use airport would result in a safety hazard for people residing or working in the project area. The Project Site is not located within an airport land use plan area and it is not located within two miles of a public airport or public use airport.³⁶ The nearest airport to the Project Site is the Hawthorne Municipal Airport, which is

³³ Google Earth 0.25-mile radius search (accessed December 5, 2016).

³⁴ Google Maps (accessed December 5, 2016).

³⁵ California Department of Toxic Substances Control, EnviroStor Database Search conducted December 5, 2016.

³⁶ Los Angeles County Airport Land Use Commission. 2004. Los Angeles County Airport Land Use Plan. Revised December 1.

located approximately 9.8 miles southwest of the Project Site.³⁷ Therefore, the Project would not result in an airport-related safety hazards for people residing or working in the Project vicinity. No impact would occur and no mitigation measures are required. No further evaluation of this topic in the EIR is required.

f) *For a project within the vicinity of a private airstrip would the project result in a safety hazard for people residing or working in the project area?*

No Impact. A significant impact may occur if a project that is located within the vicinity of a private airstrip would result in a safety hazard for people residing or working in the project area. There are no private airstrips in the vicinity of the Project Site and the Project Site is not located within a designated airport hazard area.³⁸ Therefore, the Project would not result in airport-related safety hazards for the people residing or working in the area. No impact would occur and no mitigation measures are required. No further evaluation of this topic in the EIR is required.

g) *Impair implementation of or physically interfere with an adopted emergency response plan or emergency evacuation plan.*

Potentially Significant Impact. A significant impact may occur if a project would be inconsistent with, or would physically interfere with implementation of, an adopted emergency response plan or emergency evacuation plan. The Project Site is served by existing roadway infrastructure and Selected Disaster Routes.³⁹ While the majority of short-term Project construction activities would be confined to the Project Site, such activities may temporarily affect roadways and access points during certain periods of the day. Where necessary, the Project would implement traffic control measures (e.g., construction flagmen, signage, etc.) to maintain adequate flow and access and to assure public safety. In accordance with City requirements, the Project would develop a Construction Traffic Control Plan, which may include the designation of a haul route to assure that adequate emergency access is maintained during construction.

In addition, operation of the Project would generate traffic in the Project vicinity and would result in some modifications to access (i.e., new project driveways) from the streets that surround the Project Site. The Project would be required to provide adequate emergency access and comply with Los Angeles Fire Department (LAFD) access requirements. Subject to the review and approval of Site access and circulation plans by the LAFD, the Project would not impair implementation or physically interfere with adopted emergency response or emergency evacuation plans. However, to present a conservative analysis, potential impacts to emergency response and emergency evacuation plans will be further evaluated in the EIR.

³⁷ Google Earth. 900 E. 4th Street, Los Angeles, California. Imagery Date: October 18, 2016. Accessed on June 13, 2017.

³⁸ City of Los Angeles Department of City Planning, Zoning Information and Mapping Access System (ZIMAS) Parcel Profile Report: 926 E 4th St. Generated December 5, 2016.

³⁹ City of Los Angeles, Department of City Planning. 1996. Safety Element of the Los Angeles City General Plan. Adopted November 26.

- h) Expose people or structures to a significant risk of loss, injury or death involving wildland fires, including where wildlands are adjacent to urbanized areas or where residences are intermixed with wildlands caused in whole or in part from the project's exacerbation of the existing environmental conditions.***

No Impact. A significant impact may occur if a project located in proximity to wildlands would exacerbate existing environmental conditions such that it would expose people or structures to a significant risk of loss, injury or death involving wildland fires. The Project Site is located in an urban area. No wildlands are present on the Project Site or surrounding area. Furthermore, the Project Site is not located within a City-designated Very High Fire Hazard Severity Zone.⁴⁰ As a proposed commercial retail and office building, the Project would not expose people or structures to a significant risk involving wildland fires or potential fires associated with industrialized areas. No impact would occur and no mitigation measures are required. No further evaluation of this topic in the EIR is required. It should be noted that the Project Site is located in a Selected Urban Fire and Secondary Hazards Industrialized Area.⁴¹ Fire protection services will be evaluated in the EIR, which is described in Section XIV, Public Services, below.

IX. HYDROLOGY AND WATER QUALITY

Would the project:

- a) Violate any water quality standards or waste discharge requirements?***

Potentially Significant Impact. A significant impact may occur if a project would discharge water that does not meet the water quality standards or waste discharge requirements of the applicable regulatory agencies. The Project Site is currently comprised mainly of impervious surfaces, as it includes minimal vegetation and is developed with the A+D Museum, office space, associated storage and garage space, and surface parking lots. Construction of the Project would require earthwork activities, including excavation for subterranean parking and building foundations. During precipitation events especially, construction activities associated with the Project have the potential to result in minor soil erosion during grading and soil stockpiling and subsequent siltation, as well as other pollutants, may be conveyed into municipal storm drains. Construction dewatering may also be necessary due to the potential to encounter groundwater during excavation. The Project would be required to implement City of Los Angeles Low Impact Development (LID) standards, such as infiltration, capture and use, or biofiltration methods. However, while the Project would be required to implement design features and regulatory mechanisms to avoid significant impacts to water quality standards and waste discharge requirements, these are as yet to be determined, and, therefore, water quality impacts will be analyzed further in the EIR.

- b) Substantially deplete groundwater supplies or interfere substantially with groundwater recharge such that there would be a net deficit in aquifer volume or a lowering of the local groundwater table level (e.g., the production rate of pre-existing nearby wells would drop to a level which would not support existing land uses or planned uses for which permits have been granted)?***

Potentially Significant Impact. A significant impact may occur if a project would substantially deplete groundwater supplies or interfere substantially with groundwater recharge such that

⁴⁰ City of Los Angeles Department of City Planning, Zoning Information and Mapping Access System (ZIMAS). Available at: <http://zimas.lacity.org>. Accessed on June 9, 2017.

⁴¹ City of Los Angeles, Department of City Planning. 1996. Safety Element of the Los Angeles City General Plan. Adopted November 26.

there would be a net deficit in aquifer volume or a lowering of the local groundwater table level. The Los Angeles Department of Water and Power (LADWP) is the water purveyor for the City. Based on the demand and supply projections in the City's most current Urban Water Management Plan (UWMP), the LADWP will have an available water supply of roughly 611,800 acre-feet in 2020, with approximately 18 percent coming from local groundwater sources.⁴² The Project does not propose groundwater withdrawal and currently impervious surfaces at the Project Site, including hardscape and surface parking lots, would be replaced by similar impervious surfaces and pervious landscaped areas, potentially resulting in a slightly increased, but negligible, rate of groundwater recharge. Therefore, this topic will be analyzed further in the EIR.

c) *Substantially alter the existing drainage pattern of the site or area, including through the alteration of the course of a stream or river, in a manner which would result in substantial erosion or siltation on- or off-site?*

Potentially Significant Impact. A significant impact may occur if a project would substantially alter the existing drainage pattern of the site or area that results in substantial erosion or siltation on- or off-site. It is anticipated that construction of the Project would temporarily alter the existing drainage pattern of the Project Site and may result in siltation or erosion, especially during a rain event, and operation of the Project may also result in permanent changes to existing drainage patterns on the Project Site. Therefore, this topic will be analyzed further in the EIR.

d) *Substantially alter the existing drainage pattern of the site or area, including through the alteration of the course of a stream or river, or substantially increase the rate or amount of surface runoff in a manner which would result in flooding on- or off-site?*

Potentially Significant Impact. A significant impact may occur if a project would result in a substantial increase in the rate or amount of surface runoff to such a degree that it causes flooding on- or off-site posing a hazard to life or property. Although the Project would not alter the course of a stream or river, Project development may temporarily alter drainage patterns on the Project Site and may change the rate and amount of surface runoff. Therefore, the potential for flooding will be analyzed further in the EIR.

e) *Create or contribute runoff water which would exceed the capacity of existing or planned stormwater drainage systems or provide substantial additional sources of polluted runoff?*

Potentially Significant Impact. A significant impact may occur if a project would increase the rate or amount of surface water runoff to such a degree that it exceeds the capacity of existing or planned stormwater drainage systems, or would provide substantial additional sources of polluted runoff. The Project Site is primarily covered with developed and impervious surfaces. Stormwater runoff currently flows into the City's storm drain system and also percolates to a limited extent into pervious surfaces. As described above, Project development may temporarily alter drainage patterns on the Project Site and may change the rate or amount of runoff water. Therefore, further evaluation to determine the potential for, and significance of,

⁴² Los Angeles Department of Water and Power, 2015 Urban Water Management Plan, Exhibit ES-S – Service Area Reliability Assessment for Average Weather Year, adopted July 1, 2016, pg. ES-23.

Project impacts on water quality, as well as the capacity of the stormwater drainage system, will be analyzed in the EIR.

f) *Otherwise substantially degrade water quality?*

Potentially Significant Impact. A significant impact may occur if a project would substantially degrade water quality. Construction and operational best management practices (BMPs) that are implemented as part of a project's Stormwater Pollution Prevention Plan (SWPPP), the City's LID Ordinance, and Standard Urban Stormwater Mitigation Plan (SUSMP) are intended to limit sediment and hazardous substances from entering stormwater flows. However, as such plans have not yet been developed for the Project, water quality impacts will be analyzed further in the EIR.

g) *Place housing within a 100-year flood hazard area as mapped on a federal Flood Hazard Boundary or Flood Insurance Rate Map or other flood hazard delineation map?*

h) *Place within a 100-year flood hazard area structures which would impede or redirect flood flows?*

No Impact (g-h). A significant impact may occur if a project would place housing within a 100-year flood hazard area or would place within a 100-year flood hazard area structures which would impede or redirect flood flows. The Project Site is not located within a 100-year flood plain area,⁴³ including the 100-year flood zone designated by the Federal Emergency Management Agency (FEMA).⁴⁴ No impact would occur and no mitigation measures are required. No further evaluation of this topic in the EIR is required.

i) *Expose people or structures to a significant risk of loss, injury or death involving flooding, including flooding as a result of the failure of a levee or dam?*

Potentially Significant Impact. A significant impact may occur if a project would expose people or structures to a significant risk of loss, injury or death involving flooding, including flooding as a result of the failure of a levee or dam. The Project Site is not within a designated floodplain.⁴⁵ The Project is located approximately 0.35 miles west of the Los Angeles River. The course of the Los Angeles River within the City is channelized and contains existing flood control facilities that regulate flow volume to prevent flooding. However, the Project Site is located within the mapped potential inundation boundaries of the Hansen and Sepulveda Reservoirs. Therefore, the Project Site location within a potential inundation area will be further evaluated in the EIR.

j) *Inundation by seiche, tsunami, or mudflow?*

Potentially Significant Impact. A significant impact may occur if a project would be located sufficiently close to an ocean or water body such that it may be exposed to risks associated with seismically-induced tidal phenomena (including seiche and tsunami) or if a project would be

⁴³ City of Los Angeles, Department of City Planning, Safety Element of the Los Angeles City General Plan, adopted November 26, 1996, Exhibit F – 100-Year & 500-Year Flood Plains in the City of Los Angeles. Available at: <http://cityplanning.lacity.org/cwd/gnlpn/saftyelt.pdf>. Accessed on December 5, 2016.

⁴⁴ Federal Emergency Management Agency, Flood Insurance Rate Map, Map Number 06037C1636F, Effective Date: September 26, 2008. Available at: <https://msc.fema.gov/portal/search?AddressQuery=926%204th%20street%2C%20los%20angeles%2C%20ca#se archresultsanchor>. Accessed on December 5, 2016.

⁴⁵ City of Los Angeles General Plan, Safety Element Exhibit G, Inundation & Tsunami Hazard Areas, March 1994. Available at: <http://cityplanning.lacity.org/cwd/gnlpn/saftyelt.pdf>. Accessed on December 5, 2016.

located in a hillside area and be exposed to risks associated with mudslides or mudflows. A seiche is an oscillation of a body of water in an enclosed or semi-enclosed basin, such as a reservoir, harbor, lake, or storage tank. As stated above, the Project Site is located within the mapped potential inundation boundaries of the Hansen and Sepulveda Reservoirs. As discussed above, the Project Site location within a potential inundation area, and therefore potential for inundation by seiche, will be further evaluated in the EIR.

A tsunami is a giant wave, commonly referred to as a tidal wave, produced by an earthquake or volcanic eruption under the sea.⁴⁶ The Project Site is located approximately 16 miles inland (northeast) from the Pacific Ocean, and therefore, would not be subject to a tsunami. Furthermore, the Project Site is not located in a City-designated tsunami hazard area.⁴⁷ Project impacts related to inundation by tsunami would be less than significant and no mitigation measures are required. No further analysis of this topic in the EIR is required.

Mudflows occur as a result of downslope movement of soil and/or rock under the influence of gravity. The Project Site is located in an area of relatively flat topography; therefore, there is little potential for inundation resulting from mudflow. Project impacts related to inundation by mudflow would be less than significant and no mitigation measures are required. No further analysis of this topic in the EIR is required.

X. LAND USE AND PLANNING

Would the project:

a) *Physically divide an established community?*

No Impact. A significant impact may occur if a project would be of a size or configuration that physically divides an established community. The Project Site is located within the Central City North Community Plan area in the City of Los Angeles and is currently developed with office and commercial uses as well as associated garage and storage spaces and surface parking lots. The Project vicinity is generally urbanized and built out with a variety of commercial and industrial uses. The Project would introduce new office, retail, and other commercial uses to the Project Site and be similar to adjacent and nearby land uses, including the adaptive reuse of former industrial and warehouse buildings to residential and commercial uses. Further, implementation of the Project would result in further infill of an already developed community, and development of the Project would occur within the boundaries of the Project Site as it currently exists. Accordingly, the Project would not physically divide an established community. No impact would occur and no mitigation measures are required. No further evaluation of this topic in the EIR is required.

b) *Conflict with any applicable land use plan, policy, or regulation of an agency with jurisdiction over the project (including, but not limited to the general plan, specific plan, local coastal program, or zoning ordinance) adopted for the purpose of avoiding or mitigating an environmental effect?*

Potentially Significant Impact. A significant impact may occur if a project would be inconsistent with the applicable land use plans, policies, or regulations of an agency with jurisdiction over the project adopted for the purpose of avoiding or mitigating an environmental

⁴⁶ U.S. Department of Commerce, National Oceanic and Atmospheric Administration. What is a Tsunami? Available at: <http://oceanservice.noaa.gov/facts/tsunami.html>. Accessed on June 9, 2017.

⁴⁷ City of Los Angeles General Plan, Safety Element Exhibit G, Inundation & Tsunami Hazard Areas, March 1994. Available at: <http://cityplanning.lacity.org/cwd/gnlpn/safteyelt.pdf>. Accessed on December 5, 2016.

effect. The Project Site is located within the Central City North Community Plan Area, which designates the Project Site for Heavy Industrial land uses. This land use designation corresponds with the zoning designation of M3 (Heavy Industrial). The Project Site is also located within the East Los Angeles State Enterprise Zone.⁴⁸ The Applicant is requesting a General Plan Amendment to amend the Central City North Community Plan Area's designation from the current Heavy Industrial land use designation to Regional Center Commercial; a Vesting Zone Change for the property from M3 to C2; a Height District Change from Height District 1 to Height District 2; a Master Conditional Use Permit for the sale and dispensing of alcohol; a Site Plan Review approval for a development that results in an increase of 50,000 gross sf of non-residential floor area; and a Vesting Tentative Tract Map (No. 74745) to merge and re-subdivide existing lots. Therefore, an evaluation of the effects of the Project's requested entitlements, as well as an evaluation of the Project's compliance with other applicable regional and local plans, policies, and regulations will be analyzed in the EIR.

c) *Conflict with any applicable habitat conservation plan or natural community conservation plan?*

No Impact. A significant impact may occur if a project would be inconsistent with an applicable habitat conservation plan or natural community conservation plan. As discussed in the responses to Checklist Question IV, Biological Resources, the Project Site is located in an urban area developed with office and commercial uses, associated garage and storage spaces, and surface parking lots. The Project Site does not support sensitive natural communities. Furthermore, the Project Site is not located in or adjacent to a Significant Ecological Area as defined by the County of Los Angeles.⁴⁹ The Project Site is similarly not located within a HCP or NCCP area.⁵⁰ Therefore, the Project would not conflict with the provisions of adopted applicable conservation plans. No impact would occur and no mitigation measures are required. No further evaluation of this topic in the EIR is required.

XI. MINERAL RESOURCES

Would the project:

a) *Result in the loss of availability of a known mineral resource that would be of value to the region and the residents of the state?*

Less Than Significant Impact. A significant impact may occur if a project located in an area known to contain a mineral resource of value to the region and the residents of the state would adversely affect access to the resource or otherwise result in the loss of availability of the resource. According to the Conservation Element of the City of Los Angeles General Plan, sites that contain potentially significant sand and gravel deposits which are to be conserved follow the Los Angeles River flood plain, coastal plain, and other water bodies and courses and lie along the floodplain between the San Fernando Valley and Downtown Los Angeles.⁵¹ The Los

⁴⁸ City of Los Angeles Department of City Planning, Zoning Information and Mapping Access System (ZIMAS), Parcel Profile Report: 926 E 4th St. Generated December 5, 2016.

⁴⁹ County of Los Angeles Department of Regional Planning, General Plan Figure 9.3, Significant Ecological Areas and Coastal Resource Areas Policy Map, Figure 9.3. February 2015. Available at: http://planning.lacounty.gov/assets/upl/project/gp_2035_2014-FIG_9-3_significant_ecological_areas.pdf. Accessed on December 5, 2016.

⁵⁰ California Department of Fish and Wildlife, California Regional Conservation Plans, August 2015. Available at: <https://nrm.dfg.ca.gov/FileHandler.ashx?DocumentID=68626&inline>. Accessed on December 5, 2016.

⁵¹ City of Los Angeles General Plan, Conservation Element Section 18, Resource Management: Mineral Resources (Sand and Gravel), pg. II-57. Available at: http://planning.lacity.org/Gp_Elements.html. Accessed on December 6, 2016.

Angeles River is located approximately 0.35 miles east of the Project Site. In addition, the Project Site is located in a Mineral Resource Zone-2 area⁵² and the General Plan Framework EIR also depicts the Project Site within a Mineral Resource Zone-2 area.⁵³ As noted in the Conservation Element, the Mineral Resource Zone-2 is a California Geological Survey (CSG) classification that denotes an area in which deposits, in this case sand and gravel, are of significance to the State. However, there are no known mineral resources at the Project Site, which has been previously developed with non-mining land uses. This general condition would continue with development of the Project. Therefore, impacts would be less than significant and no mitigation measures are required. No further evaluation of this topic in the EIR is required.

b) *Result in the loss of availability of a locally-important mineral resource recovery site delineated on a local general plan, specific plan or other land use plan?*

No Impact. A significant impact may occur if a project located in an area known to contain a designated locally-important mineral resource recovery site would adversely affect access to the recovery site or otherwise result in the loss of availability of the recovery site. The Project Site is not designated as a current mineral resource extraction area by the State of California Department of Conservation⁵⁴ and there are no active aggregate mines on the Project Site or within the vicinity.⁵⁵ The Project Site is locally designated for Heavy Industrial uses within the City of Los Angeles General Plan and is not designated as a mineral extraction land use. The Project would not result in the loss of a locally important mineral resource recovery site so no impact would occur. No impact would occur and no mitigation measures are required. No further evaluation of this topic in the EIR is required.

XII. NOISE

Would the project result in:

a) *Exposure of persons to, or generation of, noise levels in excess of standards established in the local general plan or noise ordinance, or applicable standards of other agencies?*

Potentially Significant Impact. A significant impact may occur if a project would expose people to, or generate, noise levels in excess of established City of Los Angeles standards. Construction equipment that may generate temporary noise during Project development includes bulldozers, backhoes, cranes, loaders, or pile drivers. Additionally, operation of the Project may increase existing noise levels as a result of Project-related traffic, the operation of heating, ventilation, and air conditioning (HVAC) systems, vehicles in the parking garage, loading and unloading of trucks, and worker and visitor activities on the Project Site, especially outdoor activities in the passageway/plaza. While such activity would be consistent with other

⁵² City of Los Angeles General Plan, Conservation Element, Exhibit A, Mineral Resources, http://planning.lacity.org/Gp_Elements.html. Accessed on December 6, 2016.

⁵³ City of Los Angeles, Department of City Planning, Los Angeles Citywide General Plan Framework, Draft Environmental Impact Report, January 19, 1995, Section 2.17 Geologic/Seismic Conditions, Figure GS-1 – Areas Containing Significant Mineral Deposits in the City of Los Angeles. Available at: <http://planning.lacity.org/housinginitiatives/housingelement/frameworkeir/FrameworkFEIR.pdf>. Accessed December 6, 2016.

⁵⁴ California Geological Survey, Aggregate Sustainability in California, California, 2012. Available at: http://www.conservation.ca.gov/cgs/information/publications/ms/Documents/MS_52_2012.pdf. Accessed on December 6, 2016.

⁵⁵ California Department of Conservation, California Geological Survey, San Gabriel Valley P-C Region Showing MRZ-2 Areas and Active Mine Operations, 2010. Special Report 143: Part II. Available at: <http://maps.conservation.ca.gov/cgs/informationwarehouse/>. Accessed on December 6, 2016.

noise sources in the Project area, nearby land uses, mainly mixed live/work uses, could potentially be affected by Project noise. Therefore, the Project's potential to exceed noise standards will be analyzed further in the EIR.

b) *Exposure of persons to, or generation of, excessive groundborne vibration or groundborne noise levels?*

Potentially Significant Impact. A significant impact may occur if a project would expose people to, or generate, excessive groundborne vibration or groundborne noise levels. Construction of the Project may generate groundborne vibration, which may result in groundborne noise, due to Site grading, clearing activities, haul truck travel, and possibly pile driving. The Project would have the potential to generate, and therefore expose people to, groundborne vibration and groundborne noise levels during temporary construction activities. In addition, there is the potential for the Project to generate construction-related vibration that may affect adjacent structures. Therefore, groundborne vibration and groundborne noise for the construction period of the Project will be analyzed further in the EIR.

Once construction is complete, Project operations would be limited to commercial retail and office uses that would not generate excessive groundborne vibration or groundborne noise. As such, Project operation would not generate groundborne vibration or groundborne noise at levels beyond those that currently exist in an urbanized setting and would not have the potential to expose people to excessive groundborne vibration or groundborne noise, resulting in a less than significant impact during operations.

c) *A substantial permanent increase in ambient noise levels in the project vicinity above levels existing without the project?*

Potentially Significant Impact. A significant impact may occur if a project would result in a substantial permanent increase in ambient noise levels in the project vicinity above existing conditions. As discussed in the response to Checklist Question XII.a, Project operation may increase existing noise levels as a result of Project-related traffic, the operation of HVAC systems, loading and unloading of trucks, the use of a new parking garage, and the presence of workers and visitors at the Project Site. Therefore, potential impacts associated with a permanent increase in ambient noise levels will be analyzed further in the EIR.

d) *A substantial temporary or periodic increase in ambient noise levels in the project vicinity above levels existing without the project?*

Potentially Significant Impact. A significant impact may occur if a project would result in a substantial temporary or periodic increase in ambient noise levels in the project vicinity above existing conditions. As discussed in the response to Checklist Question XII.a, Project construction would require the use of heavy construction equipment that would generate temporary noise. Therefore, potential impacts associated with a temporary or periodic increase in ambient noise levels will be further analyzed in the EIR.

e) *For a project located within an airport land use plan, or, where such a plan has not been adopted, within two miles of a public airport or public use airport, would the project expose people residing or working in the project area to excessive noise levels?*

No Impact. A significant impact may occur if a project that is located within an airport land use plan area or within two miles of a public airport or public use airport would expose people residing or working in the project area to excessive noise levels. As discussed in the response to Checklist Question VIII.e, the Project Site is not located within an airport land use plan area

or within two miles of an airport. The nearest airport is Hawthorne Municipal Airport located approximately 9.8 miles southwest of the Project Site. Therefore, the Project would not expose people residing or working in the Project area to excessive noise levels from airport use. No impact would occur and no mitigation measures are required. No further evaluation of this topic in the EIR is required.

f) *For a project located within the vicinity of a private airstrip, would the project expose people residing or working in the project area to excessive noise levels?*

No Impact. A significant impact may occur if a project that is located within the vicinity of a private airstrip would expose people residing or working in the project area to excessive noise levels. The Project is not located within the vicinity of a private airstrip.^{56,57} Therefore, the Project would not expose people residing or working in the area to excessive noise levels from a private airstrip. No impact would occur and no mitigation measures are required. No further evaluation of this topic in the EIR is required.

XIII. POPULATION AND HOUSING

Would the project:

a) *Induce substantial population growth in an area, either directly (for example, by proposing new homes and businesses) or indirectly (for example, through extension of roads or other infrastructure)?*

Potentially Significant Impact. A significant impact may occur if a project would propose new development that induces substantial population growth in an area, either directly or indirectly. The proposed Project does not contain a residential component and would not directly increase population. As an urban infill development, the Project would rely upon existing urban infrastructure and would not extend roads or other infrastructure that would directly induce substantial population growth; infrastructure improvements would be limited to those required to serve the Project. However, as the Project would be comprised of 270,382 sf of new commercial (retail and food and beverage spaces) and office uses, it would generate an increased employee population compared to existing conditions. Therefore, the EIR will include an evaluation of employee and housing growth in the City, employees generated by the Project, and whether the Project's employees fall within the SCAG projections for employee growth in the City.

b) *Displace substantial numbers of existing housing, necessitating the construction of replacement housing elsewhere?*

c) *Displace substantial numbers of people, necessitating the construction of replacement housing elsewhere?*

No Impact (b-c). A significant impact may occur if a project would displace substantial numbers of existing housing or people, necessitating the construction of replacement housing elsewhere. No residential dwelling units are currently located on the Project Site. Therefore, the Project would not result in the demolition of existing housing nor displace residents. The Project would replace existing office and commercial facilities with a mixed-use office, retail, and commercial

⁵⁶ Los Angeles County Airport Land Use Commission. 2004. Los Angeles County Airport Land Use Plan. Revised December 1.

⁵⁷ Google Earth. 900 E. 4th Street, Los Angeles, California. Imagery Date: October 18, 2016. Accessed on June 13, 2017.

a population would not occur. No impact would occur and no mitigation measures are required. No further evaluation of this topic in the EIR is required.

XIV. PUBLIC SERVICES

Would the project result in substantial adverse physical impacts associated with the provision of new or physically altered governmental facilities, need for new or physically altered governmental facilities, the construction of which could cause significant environmental impacts, in order to maintain acceptable service ratios, response times or other performance objectives for any of the following public services:

a) *Fire protection?*

Potentially Significant Impact. A significant impact may occur if the City of Los Angeles Fire Department (LAFD) could not serve the Project, as indicated by acceptable service ratios, response times or other performance objectives, and would require new or physically altered fire protection facilities, the construction of which could cause significant environmental impacts. The LAFD provides fire protection and emergency medical services in the City of Los Angeles. Two fire stations are located in the vicinity of the Project Site, including Fire Station No. 9 at 430 E. 7th Street, located approximately 1.6 miles west of the Project Site, and Fire Station No. 4 at 450 E. Temple Street, located approximately 1.3 miles north of the Project Site.⁵⁸ As the Project would increase the developed floor area and height on the Project Site, as well as increase the number of employees and visitors to the Project Site, the Project may increase demand on LAFD fire protection and emergency medical services and associated facilities. Therefore, this issue will be further evaluated in the EIR.

b) *Police protection?*

Potentially Significant Impact. A significant impact may occur if the City of Los Angeles Police Department (LAPD) could not serve the Project, as indicated by acceptable service ratios, response times or other performance objectives, and would require new or physically altered fire protection facilities, the construction of which could cause significant environmental impacts. The LAPD provides police protection services in the City of Los Angeles. The LAPD is divided into four Police Station Bureaus: Central Bureau, South Bureau, Valley Bureau, and West Bureau. Each of the Bureaus encompasses several communities. The Project Site is located in LAPD's the Central Bureau, which serves the Downtown business district. The Project Site is served by the Central Area Community Police Station located at 251 E. 6th Street, located approximately 1.4 miles west of the Project Site.⁵⁹ As the Project would increase the density of on-site development and introduce a greater number of visitors and employees to the Project Site, greater demand on LAPD police protection services and associated facilities may result from the development. Therefore, it potential impacts associated with police protection services will be analyzed further in the EIR.

c) *Schools?*

No Impact. A significant impact may occur if the Los Angeles Unified School District (LAUSD) could not serve the Project, as indicated by acceptable performance objectives, and would require new or physically altered school facilities, the construction of which could cause

⁵⁸ Google Maps, Search from 926 E 4th Street, <https://www.google.com/maps/> (accessed December 6, 2016).

⁵⁹ Google Maps, Search from 926 E 4th Street, <https://www.google.com/maps/> (accessed December 6, 2016).

significant environmental impacts. The Project Site is located within the jurisdiction of the LAUSD. As the Project would not introduce a new resident population to the Site, increased demand on LAUSD schools would not be generated. Therefore, no impact would occur and no mitigation measures are required. No further evaluation of this topic in the EIR is required.

d) Parks?

Less Than Significant Impact. A significant impact may occur if the City of Los Angeles Department of Recreation and Parks (LADRP) could not serve the Project, as indicated by acceptable performance objectives, and would require new or physically altered park facilities, the construction of which could cause significant environmental impacts. As the Project would not introduce new residents to the Site, the Project would not increase demand on existing LADRP recreational and park facilities and services such that new or physically altered park and recreational facilities would be needed. The Project would include a ground floor landscaped plaza and passageway consisting of 10,823 sf of open space for employees and visitors, as well as a roof deck for building tenants, which would also reduce the Project's demand for recreational and park facilities. Therefore, impacts would be less than significant and no mitigation measures are required. No further evaluation of this topic in the EIR is required.

e) Other public facilities?

Less Than Significant Impact. A significant impact may occur if a project would result in substantial adverse physical impacts associated with the provision of other new or physically altered public facilities, need for new or physically altered governmental facilities, such as public library facilities or roadway infrastructure, the construction of which could cause significant environmental impacts, in order to maintain acceptable performance objectives of the Los Angeles Public Library (LAPL) or City of Los Angeles Department of Transportation (LADOT). The Los Angeles Public Library (LAPL) provides library services to the City of Los Angeles. As the Project would not introduce new residents to the Project Site, the Project would have a less than significant impact on LAPL library services. Therefore, impacts would be less than significant and no mitigation measures are required. No further evaluation of this topic in the EIR is required.

Additional public facilities include roads and other infrastructure. During construction and operation of the Project, such facilities would be utilized. Project workers and visitors would use the existing road network, without the need for new roadways to serve the Project Site. As discussed in the response to Checklist Question XVI, Transportation/Traffic, the Project could potentially result in an increase in the number of vehicle trips attributable to the Project Site. However, the additional use of roadways would not be excessive and roadway improvements beyond normal maintenance activities are not anticipated to be necessary. However, in the event that minor roadway improvements are warranted, such improvements would be constructed concurrent with the overall Project and would be subject to the requirements of the LADBS, LAFD, or LADOT, as applicable. Impacts associated with roadway improvements, if necessary, would be evaluated in the other sections of the EIR, such as Transportation/Traffic. Therefore, impacts would be less than significant and no mitigation measures are required. No further evaluation of Project effects to other governmental facilities in the EIR is required.

XV. RECREATION

- a) ***Would the project increase the use of existing neighborhood and regional parks or other recreational facilities such that substantial physical deterioration of the facilities would occur or be accelerated?***

Less Than Significant Impact. A significant impact may occur if a project would increase the use of existing neighborhood and regional parks or other recreational facilities to such an extent that substantial physical deterioration of the facilities would occur or be accelerated. As the Project would not introduce a new residential population to the area, the Project would not increase demand on existing public recreational and park facilities such that substantial physical deterioration of the facilities would occur or be accelerated. Furthermore, the Project would also include open space areas, including a ground floor landscaped plaza and passageway consisting of 10,823 sf of open space for employees and visitors, as well as a roof deck for building tenants, which would reduce the Project's demand for recreational and park facilities. Therefore, impacts would be less than significant and no mitigation measures are required. No further evaluation of this topic in the EIR is required.

- b) ***Does the project include recreational facilities or require the construction or expansion of recreational facilities which might have an adverse physical effect on the environment?***

Less Than Significant Impact. A significant impact may occur if a project would include recreational facilities or require the construction or expansion of recreational facilities that might have an adverse physical effect on the environment. The Project would provide a ground floor plaza for visitors, customers, and employees but does not propose new recreational facilities. The Project does not include a residential component that would increase demand on off-site recreational facilities. The Project would not require the construction or expansion of off-site recreational facilities that might have an adverse physical effect on the environment. Therefore, impacts would be less than significant and no mitigation measures are required. No further evaluation of this topic in the EIR is required.

XVI. TRANSPORTATION/TRAFFIC

Would the project:

- a) ***Conflict with an applicable plan, ordinance or policy establishing measures of effectiveness for the performance of the circulation system, taking into account all modes of transportation including mass transit and non-motorized travel and relevant components of the circulation system, including but not limited to intersections, streets, highways and freeways, pedestrian and bicycle paths, and mass transit?***

Potentially Significant Impact. A significant impact may occur if a project's generated traffic would be inconsistent with Los Angeles Department of Transportation (LADOT) standards. The Project Site is subject to the LADOT standards and guidelines regarding trip generation and levels of service (LOS) for the street system. The Project includes the existing 7,800 sf A+D Museum and would also develop 14,995 sf of retail and food and beverage space; 255,387 sf of offices and lobbies; 11,021 sf of common areas, and 538 parking stalls. These uses would add traffic to local and regional transportation systems. Therefore, operation of the Project may adversely affect the existing capacity of the street system or exceed an established LOS standard. Project construction may also result in a temporary increase in traffic due to construction-related truck trips and worker vehicle trips. Therefore, traffic impacts during

construction may also adversely affect the street system. As the Project has the potential to result in a significant traffic impact, this topic will be analyzed further in the EIR.

b) *Conflict with an applicable congestion management program, including, but not limited to, level of service standards and travel demand measures, or other standards established by the county congestion management agency for designated roads or highways?*

Potentially Significant Impact. A significant impact may occur if a project would conflict with Metro's CMP. As previously discussed, Metro is the local agency responsible for implementing the requirements of the CMP. New projects located in the City of Los Angeles must comply with the requirements set forth in Metro's CMP, including evaluation of freeway segments where a project could add 150 or more trips in each direction during the peak hours, and CMP intersections where a project would add 50 or more trips during either peak hour.⁶⁰ As trip estimates for the Project are as yet to be calculated, the Project may potentially generate vehicle trips that affect a freeway segment or CMP intersection. Therefore, this issue will be analyzed further in the EIR.

c) *Result in a change in air traffic patterns, including either an increase in traffic levels or a change in location that results in substantial safety risks?*

No Impact. A significant impact may occur if a project would result in a change in air traffic patterns and associated safety risks. As discussed in the response to Checklist Question VIII.e, the nearest airport or heliport is the Hawthorne Municipal Airport, which is located approximately 9.8 miles southwest of the Project Site. The Project Site is not located within flight paths; does not propose construction that requires notification of the Federal Aviation Administration (i.e., does not exceed 200 feet in height); and would not result in a change in air traffic patterns, including increases in traffic levels or changes in location that would result in substantial safety risks. Therefore, no impacts would occur and no mitigation measures are required. No further evaluation of this topic in the EIR is required.

d) *Substantially increase hazards due to a design feature (e.g., sharp curves or dangerous intersections) or incompatible uses (e.g., farm equipment)?*

Potentially Significant Impact. A significant impact may occur if a project would substantially increase traffic-related hazards due to a design feature or incompatible uses. The Project would not substantially alter existing street patterns in the vicinity and there are no existing hazardous design features, such as sharp curves or dangerous intersections on-site or within the Project vicinity. However, Project construction may require temporary lane or sidewalk closures, and operation of the Project would alter the way vehicles ingress and egress the Project Site. The Project would result in increased trip generation and driveway use compared to existing on-site uses. Additionally, the Project may result in an increase in traffic levels in the Project area. During construction, access on and near the Project Site may be temporarily disrupted, resulting in conflicts with vehicles, pedestrians and/or bicyclists. Considering these factors, the potential for hazardous conditions may increase over existing conditions. Therefore, further analysis of this issue will be included in the EIR.

⁶⁰ Los Angeles County Metropolitan Transportation Authority. 2010 Congestion Management Program for Los Angeles County.

e) Result in inadequate emergency access?

Potentially Significant Impact. A significant impact may occur if a project would impede the ability of emergency vehicles to access and serve the Project Site and surrounding land uses. Immediate vehicular access to the Project Site is provided via E. 4th Street and S. Hewitt Street. While the majority of construction activities for the Project would be on-site, temporary construction activities may temporarily affect access on adjacent streets during certain periods of the day. In addition, the Project would generate traffic in the Project vicinity and would modify Project Site access from streets surrounding the Project Site through the provision of parking garage access on 4th Street, delivery truck loading dock access on Hewitt Street, and emergency vehicle ingress and egress. Therefore, this issue will be analyzed further in the EIR.

f) Conflict with adopted policies, plans, or programs regarding public transit, bicycle, or pedestrian facilities, or otherwise decrease the performance or safety of such facilities?

Potentially Significant Impact. A significant impact may occur if a project would be inconsistent with adopted policies, plans, or programs regarding public transit and alternative modes of transportation, or otherwise decrease the performance or safety of such facilities. The Project Site is located in a TPA served by public transportation.⁶¹ Several transit providers operate transit service within the immediate vicinity, including the Metro Gold Line Little Tokyo Station located one half-mile north of the Project Site.⁶² The bus stops closest to the Project Site are located at 4th Place and Hewitt Street and Merrick Street and Traction Avenue and are served by the Los Angeles Department of Transportation's (LADOT's) Downtown Area Short Hop (DASH) A line, a local community shuttle bus. This line provides connections to Downtown Los Angeles.⁶³ Additional bus stops in the Project area are located at 4th Street and Alameda Street and 4th Street and Merrick Street and are served by the Montebello Bus Line M40. Montebello Bus Line M40 and Montebello Bus Line M90 also operate along 4th Street. Additional transit service in the Project area is provided by Metro Local Lines 18, 53, and 62, and Metro Rapid Line 720.⁶⁴ Further, the City of Los Angeles Mobility Plan 2035, an Element of the General Plan, includes maps that show a Bicycle Enhanced Network and a Bicycle Lane Network, which are comprised of arterial streets and other rights-of-way prioritized for bicycle movement. In the vicinity of the Project Site, the Mobility Plan designates a Tier 1 Protected Bicycle Lane along 6th Street south of the Project Site, along 1st Street north of the Property, along 3rd Street to the northeast, and along Central Avenue to the west.⁶⁵ Tier 2 Bicycle Lanes are also designated along 7th Street south of the Property and along Mateo and 3rd Streets in the surrounding neighborhood. Alameda Street is designated as a Bike Path north of 6th Street. In addition, the City of Los Angeles 2010 Bicycle Plan, designates 2nd, 6th, and 7th Streets and Central Avenue in the Project vicinity as part of the Backbone Bikeway Network.⁶⁶

⁶¹ City of Los Angeles Department of City Planning, Zoning Information and Mapping Access System (ZIMAS), Parcel Profile Report: 926 E 4th St. Generated December 5, 2016.

⁶² Los Angeles County Metropolitan Transportation Authority. Metro Gold Line. Available at: <https://media.metro.net/documents/9a582fb5-68f7-44e4-903b-b170294abd7e.pdf>. Accessed on June 8, 2017.

⁶³ Los Angeles County Metropolitan Transportation Authority. Metro Trip Planner. Available at: https://trips.metro.net/tm_pub_start.php?place0=926+4th+street%2C+los+angeles&place1=&timecrit0=AR&day0=WED&hour0=+08&min0=+12&m0=A&fare=RG&evaluateButton=+Plan+My+Trip. Accessed on June 8, 2017.

⁶⁴ Ibid.

⁶⁵ Los Angeles Department of City Planning. Mobility Plan 2035, An Element of the General Plan. Adopted September 7, 2016.

⁶⁶ Los Angeles Department of City Planning, 2010 Bicycle Plan, Exhibit D: 2010 Bicycle Plan Designated Bikeways. Adopted March 1, 2011.

As the Project would intensify development within a TPA, and it has been designed to encourage walkability in the area, it is anticipated that the Project would be consistent with transit and pedestrian oriented development goals for TPAs and would not conflict with adopted policies, plans, or programs regarding public transit, bicycle, or pedestrian facilities, nor otherwise decrease the performance or safety of such facilities. Nevertheless, this issue will be analyzed further in the EIR to more closely evaluate the Project for consistency and potential conflicts.

XVII. TRIBAL CULTURAL RESOURCES

Would the project cause a substantial adverse change in the significance of a tribal cultural resource, defined in Public Resources Code section 21074 as either a site, feature, place, cultural landscape that is geographically defined in terms of the size and scope of the landscape, sacred place, or object with cultural value to a California Native American tribe, and that is:

- a) *Listed or eligible for listing in the California Register of Historical Resources, or in a local register of historical resources as defined in Public Resources Code section 5020.1(k).***

Potentially Significant Impact. A significant impact would occur if a project would cause a substantial adverse change in the significance of a tribal cultural resource that is listed or eligible for listing in the California Register of Historical Resources, or in a local register of historical resources as defined in Public Resources Code section 5020.1(k). The existing structures on the Project Site are not listed in the California Register of Historical Resources⁶⁷, nor are they listed as historic by the City of Los Angeles Office of Historic Resources.^{68 69} As discussed in responses to the preceding checklist questions in Section V.a., Cultural Resources, the existing A+D Museum to remain on-site and two structures on the Project Site that are proposed to be demolished are over 45 years in age and may qualify as historical resources. Therefore, potential impacts to historical resources will be further analyzed in the EIR.

- b) *A resource determined by the lead agency, in its discretion and supported by substantial evidence, to be significant pursuant to criteria set forth in subdivision (c) of Public Resources Code Section 5024.1. In applying the criteria set forth in subdivision (c) of Public Resource Code Section 5024.1, the lead agency shall consider the significance of the resource to a California Native American tribe.***

Potentially Significant Impact. A significant impact would occur if a project would cause a substantial adverse change in the significance of a tribal cultural resource that is a resource determined by the lead agency to be significant pursuant to criteria set forth in subdivision (c) of Public Resources Code Section 5024.1. Pursuant Assembly Bill 52 (AB 52), CEQA includes a consultation process for California Native American Tribes to identify potentially significant impacts to tribal cultural resources. As part of this process, lead agencies are required to

⁶⁷ California State Parks, Office of Historic Preservation. California Historic Resources – Los Angeles County. Available at: <http://www.ohp.parks.ca.gov/ListedResources/?view=county&criteria=19>. Accessed on January 6, 2017.

⁶⁸ City of Los Angeles Office of Historic Resources. Los Angeles Historic Resources Survey (SurveyLA). Available at: <http://preservation.lacity.org/survey>. Accessed on January 6, 2017.

⁶⁹ City of Los Angeles Office of Historic Resources. Los Angeles Historic Resources Inventory. Available at: http://www.historicplacesla.org/about_data. Accessed on January 6, 2017.

provide notice to tribes that are traditionally and culturally affiliated with the geographic area of a proposed project if a tribal representative has submitted a written request to be notified of such projects. The tribe must respond to the lead agency within 30 days of receipt of the notification in order to engage in consultation on the project, and the lead agency must then begin the consultation process within 30 days of receiving the request for consultation. Information gained during the consultation process is used to analyze impacts to tribal cultural resources in the EIR or other CEQA documents, as applicable. In addition, as the proposed Project would require a General Plan Amendment (GPA), it is subject to the requirements of SB 18, Traditional Tribal Cultural Places (Government Code Section 65352.3). SB 18 requires local governments to send written notice to local tribes identified by the NAHC, invite comments on the subject GPA for the purpose of avoiding or mitigating impacts to cultural places, and engage in consultation to address issues that may arise from the Project. The City of Los Angeles, as lead agency, will send Tribal Cultural Resource Consultation letters for this Project. As discussed in the responses to the preceding checklist questions in Section V, Cultural Resources, the Project may potentially uncover previously undiscovered archaeological resources, which may include tribal cultural resources. Therefore, this topic will be analyzed further in the EIR.

XVIII. UTILITIES AND SERVICE SYSTEMS

Would the project:

- a) ***Exceed wastewater treatment requirements of the applicable Regional Water Quality Control Board?***

Potentially Significant Impact. A significant impact may occur if a project would exceed wastewater treatment requirements of the Los Angeles Regional Water Quality Control Board (LARWQCB). The City Department of Public Works (LADPW) provides wastewater services for the Project Site. Wastewater that would be generated at the Project Site would be treated at the Hyperion Treatment Plant (HTP), which is part of the Hyperion Treatment System. The discharge of effluent from the HTP into Santa Monica Bay is regulated by the HTP's National Pollutant Discharge Elimination System (NPDES) Permit issued under the Clean Water Act and is required to meet the Regional Water Quality Control Board (RWQCB)'s requirements for a recreational beneficial use. The Project would result in increased sources of wastewater generated at the Project Site with the development of the new commercial uses along with related amenities. The incremental increase in the quantity of wastewater generated by the Project could potentially result in impacts with respect to wastewater treatment. Therefore, this topic will be analyzed further in the EIR.

- b) ***Require or result in the construction of new water or wastewater treatment facilities or expansion of existing facilities, the construction of which could cause significant environmental effects?***

Potentially Significant Impact. A significant impact may occur if a project would increase water use or generate wastewater to such an extent that the construction of new or expanded water or wastewater treatment facilities that could cause significant environmental effects are required. Water and wastewater systems include the source of the water supply or place of sewage treatment, as well as the conveyance systems (i.e., distribution lines and mains) that link these facilities to a project site. Given the Project's proposed increase in developed floor area on the Project Site, this topic will be analyzed further in the EIR.

- c) ***Require or result in the construction of new storm water drainage facilities, or expansion of existing facilities, the construction of which could cause significant environmental effects?***

Potentially Significant Impact. A significant impact may occur if a project would result in an increase in storm water runoff in levels that require the construction of new or expanded storm water drainage facilities, the construction of which could cause significant environmental effects. Under existing conditions, the Project Site is developed with office and commercial uses, as well as associated garage and storage space and surface parking lots. Current drainage flows on the Project Site discharge to existing stormwater inlets in adjacent streets. Project implementation may require grading and alterations to the drainage patterns within the Project Site and would require verification of available capacity in the municipal storm drain system. Therefore, this topic will be evaluated in the EIR.

- d) ***Have sufficient water supplies available to serve the project from existing entitlements and resources, or are new or expanded entitlements needed?***

Potentially Significant Impact. A significant impact may occur if a project would not have sufficient water supplies available to serve the project from existing entitlements and resources, or would require new or expanded service or entitlements. Project land uses would increase water demand beyond existing conditions. Sections 10910-10915 of the State Water Code [Senate Bill (SB) 610] requires the preparation of a water supply assessment (WSA), demonstrating sufficient water supplies for a project that is: 1) a shopping center or business establishment that will employ more than 1,000 persons or have more than 500,000 sf of floor space; 2) a commercial office building that will employ more than 1,000 persons or have more than 250,000 sf of space, or 3) any mixed-use project that would demand an amount of water equal to or greater than the amount of water needed to serve a 500-dwelling unit subdivision. Therefore, a WSA will be prepared for the Project. This topic will be further analyzed in the EIR to assess projected water demand and the sufficiency of current water supplies.

- e) ***Result in a determination by the wastewater treatment provider which serves or may serve the project that it has adequate capacity to serve the project's projected demand in addition to the provider's existing commitments?***

Potentially Significant Impact. A significant impact may occur if a project would increase wastewater generation to such an extent that it exceeds the capacity of the current wastewater treatment provider. Given the increase in developed floor area proposed on the Project Site, the Project would result in an increase in wastewater generation compared to existing conditions. Therefore, this topic will be analyzed further in the EIR.

- f) ***Be served by a landfill with sufficient permitted capacity to accommodate the project's solid waste disposal needs?***

Potentially Significant Impact. A significant impact may occur if a project would increase solid waste generation to such an extent that it exceeds the permitted capacity of landfills located in the region. Solid waste management in the City of Los Angeles involves both public and private refuse collection services, as well as public and private operation of solid waste transfer, resource recovery, and disposal facilities. The City does not own or operate landfill facilities; the majority of its solid waste is disposed of in landfill facilities overseen by the County of Los Angeles. In addition to in-County landfills, out-of-County disposal facilities are also available to the City. Aggressive waste reduction and diversion programs on a Countywide level have helped reduce disposal levels at the County's landfills. Nevertheless, the Project's construction

and operational solid waste generation, landfill capacity, and disposal services will be further analyzed in the EIR.

g) Comply with federal, state, and local statutes and regulations related to solid waste?

Less Than Significant Impact. A significant impact may occur if a project would be inconsistent with federal, state, and local solid waste statutes and regulations. Solid waste management in the State is primarily guided by the California Integrated Waste Management Act of 1989 (AB 939), which emphasizes source reduction, recycling, and reuse of solid waste on a State level. The City of Los Angeles is implementing similar local statutes and regulations, such as its “Zero-Waste-to-Landfill” goal to achieve zero waste to landfills by 2025 to enhance the Solid Waste Integrated Resources Planning Process. The Project would be consistent with applicable solid waste regulations. Specifically, the Project would provide adequate storage areas in accordance with the City of Los Angeles Space Allocation Ordinance, which requires that developments include a recycling area or room of specified size on the Project Site. Further, the Project would comply with the City’s Construction and Demolition Waste Recycling Ordinance. The Project would also promote compliance with AB 939 and City waste diversion goals by providing clearly marked receptacles for recycling. As the Project would comply with Federal, State, and local statutes and regulations related to solid waste, impacts would be less than significant and no mitigation measures are required. No further evaluation of this topic in the EIR is required. Nevertheless, the regulatory framework for solid waste will be included in the EIR as part of Item XVIII.f, above.

XIX. MANDATORY FINDINGS OF SIGNIFICANCE

a) Does the project have the potential to degrade the quality of the environment, substantially reduce the habitat of a fish or wildlife species, cause a fish or wildlife population to drop below self-sustaining levels, threaten to eliminate a plant or animal community, reduce the number or restrict the range of a rare or endangered plant or animal or eliminate important examples of the major periods of California history or prehistory?

Potentially Significant Impact. A significant impact may occur if a project would have the potential to degrade the quality of the environment, substantially reduce the habitat of a fish or wildlife species, cause a fish or wildlife population to drop below self-sustaining levels, threaten to eliminate a plant or animal community, reduce the number or restrict the range of a rare or endangered plant or animal or eliminate important examples of the major periods of California history or prehistory. The Project would not substantially reduce the habitat of fish or wildlife species, cause a fish or wildlife population to drop below self-sustaining levels, threaten to eliminate a plant or animal community, or reduce the number or restrict the range of a rare or endangered plant or animal.

However, as discussed within this Initial Study, the Project could result in environmental impacts that have the potential to degrade the quality of environment as addressed herein. Potentially affected resources include Air Quality, Cultural and Tribal Cultural Resources (Historical, Archaeological, and Paleontological Resources), Geology and Soils, Greenhouse Gas Emissions, Hazards and Hazardous Materials, Hydrology and Water Quality, Land Use and Planning, Noise, Population and Housing, Public Services (Fire and Police), Transportation/Traffic (Traffic and Access), and Utilities (Water, Wastewater, Stormwater, and Solid Waste). An environmental analysis will be prepared to analyze and document these potentially significant impacts in the EIR. In addition, pursuant to Appendix F, Energy

Conservation, of the CEQA Guidelines, the EIR will include an energy analysis that evaluates the Project's potential to result in the inefficient, wasteful, and unnecessary consumption of energy, which would be considered a significant impact.

- b) *Does the project have impacts that are individually limited, but cumulatively considerable? ("Cumulatively considerable" means that the incremental effects of a project are considerable when viewed in connection with the effects of past projects, the effects of other current projects, and the effects of probable future projects)?***

Potentially Significant Impact. A significant impact may occur if a project would have impacts that are individually limited but cumulatively considerable. The potential for cumulative impacts occurs when the independent impacts of a given Project are combined with the impacts of related projects in proximity to the Project Site, to create impacts that are greater than those of the Project alone. Related projects include past, current, and/or probable future projects whose development could contribute to potentially significant cumulative impacts in conjunction with a given Project. Consideration of cumulative impacts would be provided for each topic within this Initial Study that was determined to have the potential for significant impacts and were therefore recommended for further evaluation in the EIR, including Air Quality, Cultural Resources, Geology and Soils, Greenhouse Gas Emissions, Hazards and Hazardous Materials, Hydrology and Water Quality, Land Use and Planning, Noise, Population and Housing, Public Services (Fire and Police), Transportation/Traffic, and Utilities and Service Systems (Water, Wastewater, Stormwater, and Solid Waste). In addition, pursuant to Appendix F, Energy Conservation, of the CEQA Guidelines, the EIR will include an evaluation of the Project's potential cumulative impacts related to inefficient, wasteful, and unnecessary energy consumption.

With regard to the resources evaluated in this Initial Study to which the Project was determined to result in a less than significant or no impact, the Project would similarly result in less than significant or no cumulative impact related to these resources, as its incremental contribution would not be cumulatively considerable. Specifically, the Project would result in no direct impact to Agriculture and Forestry Resources, as it would not be located on land that includes these resources or land uses. It would also result in no direct impact to Public Services – Schools or Other Public Services – Libraries, as it would not introduce a new resident population to the Site and would not increase the demand for LAUSD or Los Angeles Public Library (LAPL) services. Therefore, the Project would not contribute to cumulative impacts to Agriculture and Forestry Resources or to Public Services – Schools. Further, due to the fact that it would not generate a residential population and also proposes open space areas (i.e., ground floor plaza, balconies, and a roof deck) for its users, the Project would not increase demand for parks and recreational facilities and therefore would result in less than significant direct and cumulative impacts to Public Services – Parks and Recreation. In addition, as the Project would be located on a previously developed site within an urbanized area, it would result in less than significant impacts to Biological and Mineral Resources and could not combine with related projects to result in significant cumulative impacts to these resources. Based on this information, the Project would result in less significant cumulative impacts with regard to Agriculture, Forestry Biological, and Mineral Resources; Public Services – Schools and Parks; and Recreation.

- c) *Does the project have environmental effects which will cause substantial adverse effects on human beings, either directly or indirectly?***

Potentially Significant Impact. A significant impact may occur if a project would have environmental effects which will cause substantial adverse effects on human beings, either directly or indirectly. As discussed in this Initial Study, the Project could result in potentially

significant environmental impacts, which could have potentially adverse effects on human beings. Further analysis of these impacts is recommended in the EIR, as noted earlier in this Initial Study.



NOTICE OF PREPARATION OF ENVIRONMENTAL IMPACT REPORT AND PUBLIC SCOPING MEETING

September 20, 2017

CASE NO.:	ENV-2017-470-EIR
PROJECT NAME:	4 th and Hewitt Project
PROJECT APPLICANT:	LIG – 900, 910 and 926 E. 4th St., 405-411 S. Hewitt St., LLC
PROJECT ADDRESS:	900, 902, 904, 906-910, and 926 E. 4 th Street; 406, 408, and 414 S. Colyton Street; and 405, 407, 411, 417, and 423 S. Hewitt Street Los Angeles, California 90013. The proposed address would be 401 S. Hewitt Street, Los Angeles, California, 90013
COMMUNITY PLANNING AREA:	Central City North
COUNCIL DISTRICT:	14 – Huizar
PUBLIC COMMENT PERIOD	September 20, 2017 – October 20, 2017
SCOPING MEETING:	October 10, 2017, 5:00 p.m. - 7:00 p.m. See below for additional information.

The City of Los Angeles (City) intends to prepare an Environmental Impact Report (EIR) for the proposed 4th and Hewitt Project (Project). In accordance with Section 15082 of the California Environmental Quality Act (CEQA) Guidelines, the City has prepared this Notice of Preparation to provide the public, nearby residents and property owners, responsible agencies, and other interested parties with information regarding the Project and its potential environmental effects. The EIR will be prepared by outside consultants under the supervision of the City of Los Angeles, Department of City Planning.

The City requests your written comments as to the scope and contents of the EIR, including mitigation measures or project alternatives to reduce potential environmental impacts from the Project. Comments must be submitted in writing according to directions below. If you represent a public agency, the City seeks written comments as to the scope and content of the environmental information in the EIR that are germane to your agency's statutory responsibilities in connection with the Project. Your agency may need to use the EIR prepared by the City when considering your permit or other approval for the Project.

A Public Scoping Meeting will be held to receive input as to what environmental topics the EIR should study. No decisions about the Project are made at the Public Scoping Meeting. Additional project details, meeting information, and instructions for public comment submittal are listed below.

PROJECT LOCATION AND EXISTING ON-SITE USES:

The Project Site is located in the Arts District and is generally bounded by Colyton Street to the west, E. 4th Street to the north, S. Hewitt Street to the east, and various industrial and commercial uses to the south. The 1.31-acre Site is currently developed with the 7,950-gross square foot (sf) Architecture and Design (A+D) Museum and associated 1,000 gross sf detached storage space, a 6,030-gross sf office and related garage/storage space, and approximately 39,751 gross sf of surface parking lots.

The Project Site and immediately surrounding area have a General Plan land use designation of Heavy Industrial. The Project Site is zoned M3-1-RIO (Heavy Industrial, Height District No. 1, River Improvement Overlay). The M3 zone permits a wide range of industrial and manufacturing uses that are in operation in the area. The M3 zone also permits some commercial uses, such as restaurant, bar, brewery, retail, museum, studio, and office uses, which can all be found within the immediate surrounding area of the Project Site. (See attached Project and Scoping Meeting Location Map.)

PROJECT DESCRIPTION:

The proposed 4th and Hewitt Project would be located on approximately 1.31 acres at the south side of E. 4th Street between Colyton Street and S. Hewitt Street. The Project retains the approximately 7,800 net square-foot (sf) existing A+D Museum and includes the demolition of 6,030 gross sf of office and related garage space, 1,000 gross sf of storage space, and approximately 39,751 gross sf of surface parking lots. The Project would include construction of an 11-story commercial office building that would consist of approximately 14,995 sf of ground floor commercial space, approximately 255,387 sf of office space and lobbies, and approximately 11,021 sf of common area. The proposed building would rise to a maximum height of 190 feet above grade, and the Project's proposed floor area ratio (FAR) would be approximately 5.04:1. The office component would be located on the 5th through 11th floors. The Project would provide 538 parking spaces on three subterranean levels and on four above-ground floors. In addition, the Project would provide 164 bicycle parking spaces, comprised of 44 bicycle spaces for short term use and 120 for long term use.

Existing Uses

Existing Uses	Sizes ¹
Commercial Land Uses	
A+D Museum	7,950 sf
Museum Storage Space	1,000 sf*
Office	3,515 sf*
Office Storage Space/Garage	2,515 sf*
Total Commercial	14,980 sf
Parking Uses	
Surface Parking Lots	39,751 sf*
¹ Areas are provided in gross square feet, which include exterior walls, stairways, shafts, rooms housing building-operating equipment or machinery, parking areas with associated driveways and ramps, etc. *Indicates uses to be removed.	

Proposed Uses

Proposed Uses	Maximum Sizes ¹
Commercial Land Uses	
A+D Museum (existing, to remain)	7,800 sf
Commercial, common area	11,021 sf
Commercial, ground floor retail/restaurant	14,995 sf
Commercial, upper floor commercial office	255,387 sf
Total Commercial	289,203 sf
¹ Square footage is based on floor area, which is defined as area in square feet confined within the exterior walls of a building, but not including the area of the following: exterior walls, stairways, shafts, rooms housing building-operating equipment or machinery, parking areas with associated driveways and ramps, space dedicated to bicycle parking, and basement storage areas.	

REQUESTED ACTIONS:

1. General Plan Amendment for the property to amend the adopted Central City North Community Plan's land use designation from the current "Heavy Industrial" land use designation to "Regional Center Commercial" land use designation;
2. Vesting Zone Change for the property from the M3 zone to C2 zone;
3. Height District Change for the property from Height District No. 1 to Height District No. 2;
4. Master Conditional Use approval to permit the sale and dispensing of a full line of alcoholic beverages for on-site consumption for up to six establishments, for a total of up to 22,795 sf (made up of approximately 14,995 sf of new commercial space and 7,800 sf of the existing A+D Museum);
5. Conditional Use approval to permit a Major Development Project over 100,000 sf or more of floor area in non-residential uses in the C2 zone;
6. Site Plan Review approval for a development that results in an increase of 50,000 gross sf of non-residential floor area;
7. Vesting Tentative Tract Map No. 74745 to merge the existing lots and subdivide into 13 lots, including one master lot and 12 airspace lots;
8. Waiver of Dedication and Improvement requirements;
9. Certification of an Environmental Impact Report; and
10. Additional approvals and permits from the City of Los Angeles Department of Building and Safety and Public Works (and other municipal agencies) for Project construction activities including, but not limited to, demolition, haul route, excavation, shoring, grading, foundation, building and interior improvements, and the removal of trees on public and/or private property.

POTENTIAL ENVIRONMENTAL EFFECTS OF THE PROJECT:

Based on an Initial Study, the proposed Project could have potentially significant environmental impacts in the following topic areas, which will be addressed in the EIR:

Air Quality, Cultural Resources, Geology and Soils, Greenhouse Gas Emissions, Hazards and Hazardous Materials, Hydrology and Water Quality, Land Use and Planning, Noise, Population and Housing, Public Services (Fire and Police Protection Services), Transportation and Traffic, Tribal Cultural Resources, Utilities and Service Systems (Water, Wastewater and Solid Waste), and Energy. For informational purposes only, Aesthetics will also be addressed in the EIR.

PUBLIC SCOPING MEETING: A Public Scoping Meeting will be held in **an open house format** to share information regarding the Project and the environmental review process and to receive written public comments regarding the scope and content of the environmental analysis to be addressed in the EIR. City staff, environmental consultants, and project representatives will be available, but no formal presentation is scheduled. You may stop by at any time during the hours listed below to view materials, ask questions, and provide written comments. The City encourages all interested individuals and organizations to attend this meeting. Written comments may be submitted, but there will be no verbal comments or public testimony taken at the Public Scoping Meeting. No decisions about the Project will be made at the Public Scoping Meeting. A separate public hearing for Municipal Code entitlement requests will be scheduled after the completion of the EIR. The date, time, and location of the Public Scoping Meeting are as follows:

Date: Tuesday, October 10, 2017
Time: 5:00 p.m. – 7:00 p.m.
Location: A+D Museum
900 E. 4th Street
Los Angeles, CA 90013

Free parking is available at the A+D Museum parking lot, and along Colyton and S. Hewitt Streets. Parking is also available at 926 E. 4th Street from City Center Parking (corner of 4th and Hewitt Streets). The scoping meeting location is accessible from the Metro Gold Line Little Tokyo/Arts District Station (located one-half mile to the north of

the A+D Museum), Montebello Bus Line M40 (stops located at E. 4th and S. Alameda Streets and E. 4th and Merrick Streets), and DASH A Line (stops located at E. 4th Place and S. Hewitt Street and Merrick Street and Traction Avenue).

FILE REVIEW AND COMMENTS:

The enclosed materials reflect the scope of the Project. The environmental file is available for public review at the City of Los Angeles, Department of City Planning, 200 N. Spring Street, Room 750, Los Angeles, CA 90012, during office hours Monday - Friday, 9:00 A.M. - 4:00 P.M. A copy of this notice and the Initial Study prepared for the Project may be viewed with the environmental file or online at <http://planning.lacity.org> by clicking on the "Environmental Review" tab, then "Notice of Preparation & Public Scoping Meetings".

The City will consider all written comments regarding the potential environmental impacts of the Project and issues to be addressed in the EIR. **Written comments must be submitted to this office by 4:00 pm, October 20, 2017.** Written comments will also be accepted at the Public Scoping Meeting described above.

Please direct your comments to:

MAIL: William Lamborn
City of Los Angeles, Department of City Planning
200 N. Spring Street, Room 750
Los Angeles, CA 90012

E-mail: William.lamborn@lacity.org

ACCOMMODATIONS: As a covered entity under Title II of the Americans with Disabilities Act, the City of Los Angeles does not discriminate on the basis of disability. The Public Scoping Meeting facility and its parking are wheelchair accessible. Sign language interpreters, assistive listening devices, or other auxiliary aids and/or services may be provided upon request. Other services, such as translation between English and other languages, may also be provided upon written request submitted a minimum of seven (7) working days in advance to: per.planning@lacity.org. Be sure to identify the language you need English to be translated into, and indicate if the request is for oral or written translation services. If translation of a written document is requested, please include the document to be translated as an attachment to your email.

VINCENT P. BERTONI, AICP
Director of Planning




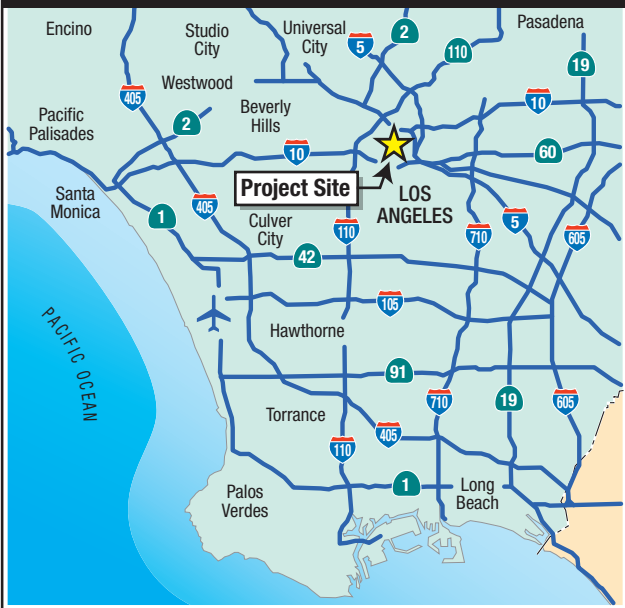
William Lamborn
Major Projects Section
Department of City Planning
213-978-1470

Attachments:

Project and Scoping Meeting Location Map
Existing On-site Uses
Ground Floor Plan

Puede obtener información en Español acerca de esta junta llamando al (213) 978-1300.

Regional Map



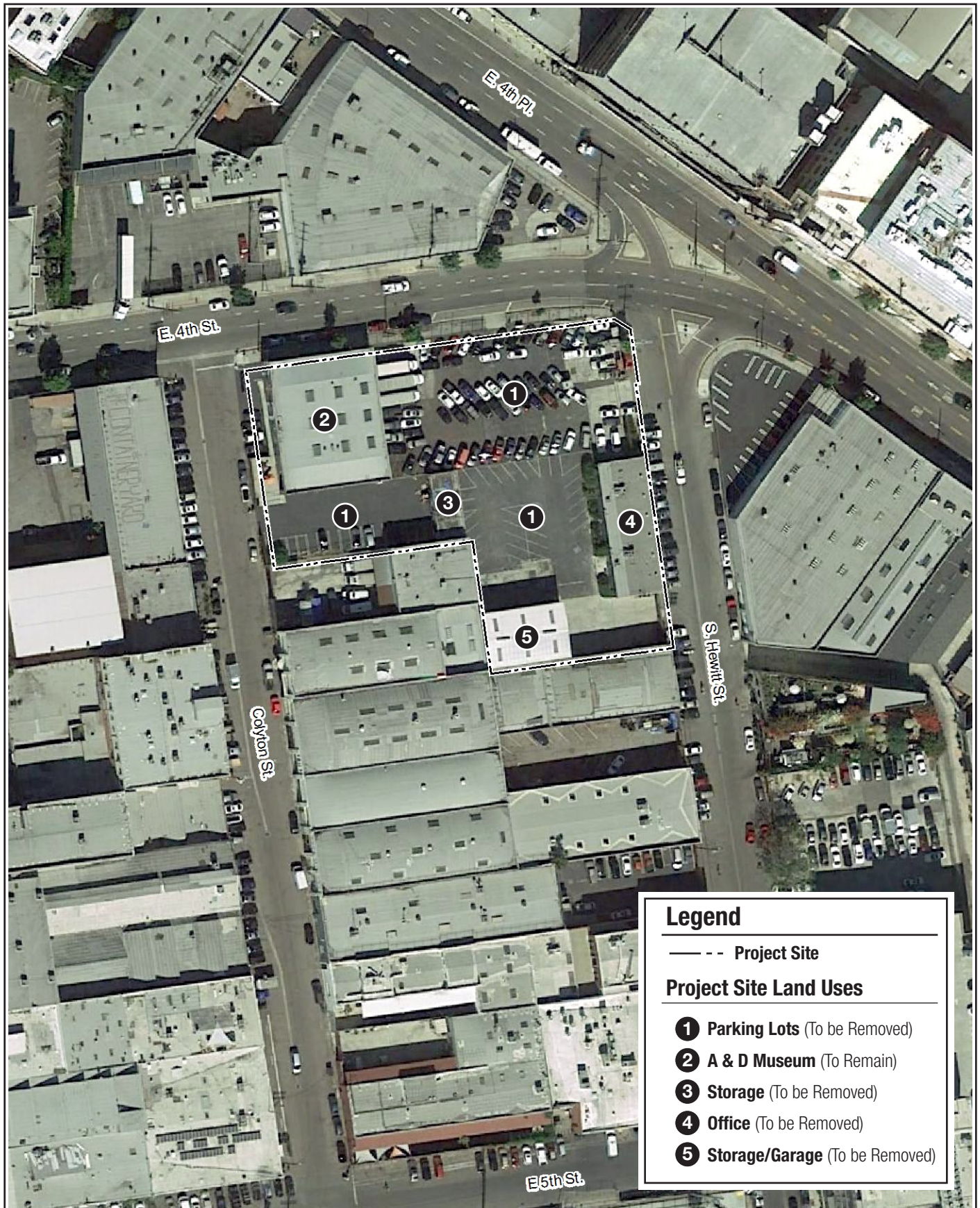
Aerial Source: GoogleEarth Pro, Oct. 18, 2016.

Legend

--- Project Site

- 1 Scoping Location**
A & D Museum & Parking
900 E. 4th Street
Los Angeles, CA 90013
- 2 City Center Parking**
926 E. 4th Street
Los Angeles, CA 90013





Aerial Source: GoogleEarth Pro, Oct. 18, 2016.



Source: Gensler, July, 2017.

4TH AND HEWITT PROJECT

Ground Floor Plan

envicom



FIGURE 3

Date : 4/8/2020 12:21:38 PM
From : "Tcharssov, Andrei"
To : "william.lamborn@lacity.org"
Cc : "Kim, Theresa"
Subject : 4th and Hewitt Project WSA - Water Conservation Meeting
Attachment : March 2020_401 Hewitt Updated WSA_FINAL_EN.pdf;Sample Conservation Commitment Letter - 02-10-20.doc;Wtr Consv Mtg Agenda.doc;

William,

Thank you for submitting the WSA request letter for the 4th and Hewitt Project. I would like to schedule a conference call to review the proposed project and discuss potential additional conservation measures for the proposed project.

Please review attached Sample Conservation Commitment Letter and start drafting your letter in advance of the meeting.

Required attendance: one person representing the developer and one person representing the EIR consultant/design team.

The meeting is generally about 30 minutes long. Pick one 1 hour period from the proposed dates / times below:

- Tuesday, 04/14/2020 any 1 hour period between 09:30 a.m. - 04:00 p.m.
- Wednesday, 04/15/2020 any 1 hour period between 09:30 a.m. - 12:00 p.m.
- Thursday, 04/16/2020 any 1 hour period between 09:30 a.m. - 12:00 p.m.
- Friday, 04/17/2020 any 1 hour period between 09:30 a.m. - 04:00 p.m.

Please advise if any one of the above dates would be acceptable. Once confirmed, a meeting notice along with a call-in number will be distributed by LADWP.

Thank you.

Andrei Tcharssov
LADWP Water Resources Development
111 N. Hope Street, Room 1450
Los Angeles, CA 90012
(213) 367-2155

-----Confidentiality Notice-----

This electronic message transmission contains information from the Los Angeles Department of Water and Power, which may be confidential. If you are not the intended recipient, be aware that any disclosure, copying, distribution or use of the content of this information is prohibited. If you have received this communication in error, please notify us immediately by e-mail and delete the original message and any attachment without reading or saving in any manner.

**DEPARTMENT OF
CITY PLANNING**

COMMISSION OFFICE
(213) 978-1300

CITY PLANNING COMMISSION

SAMANTHA MILLMAN
PRESIDENT

VAHID KHORSAND
VICE-PRESIDENT

DAVID H. J. AMBROZ

CAROLINE CHOE

HELEN LEUNG

KAREN MACK

MARC MITCHELL

VERONICA PADILLA-CAMPOS

DANA M. PERLMAN

**CITY OF LOS ANGELES
CALIFORNIA**



ERIC GARCETTI
MAYOR

EXECUTIVE OFFICES

200 N. SPRING STREET, ROOM 525
LOS ANGELES, CA 90012-4801
(213) 978-1271

VINCENT P. BERTONI, AICP
DIRECTOR

KEVIN J. KELLER, AICP
EXECUTIVE OFFICER

SHANA M.M. BONSTIN
DEPUTY DIRECTOR

TRICIA KEANE
DEPUTY DIRECTOR

ARTHI L. VARMA, AICP
DEPUTY DIRECTOR

LISA M. WEBBER, AICP
DEPUTY DIRECTOR

March 24, 2020

Mr. Richard F. Harasick
Senior Assistant General Manager for Water System
Los Angeles Department of Water & Power
111 North Hope Street, Room 1455
Los Angeles, CA 90012-5701

RE: AMENDMENT TO REQUEST FOR WATER SUPPLY ASSESSMENT FOR
PROJECT LOCATED AT 401 S. HEWITT STREET, LOS ANGELES, CA 90013 ENV-
2017-470-EIR, SCH # 2017091054

Dear Mr. Harasick:

The Department of City Planning is preparing an Environmental Impact Report ("EIR") in accordance with the California Environmental Quality Act ("CEQA") for a proposed project located at 900, 902, 904, 906-910, and 926 E. 4th Street; 406, 408, and 414 S. Colyton Street; and 405, 407, 411, 417, and 423 S. Hewitt Street, Los Angeles, California 90013 (the "Project Site"). The proposed address would be at 401 S. Hewitt Street, Los Angeles, CA 90013 (the "Project"). Pursuant to CEQA Guidelines Section 15206(b)(2)(B), this Project meets the criteria for being of "regional significance" because it includes the development of more than 500 dwelling units, a shopping center or business establishment encompassing more than 500,000 square feet ('sf') of floor space or employing more than 1,000 persons, and a commercial office building encompassing more than 250,000 sf of floor space or employing more than 1,000 persons.

For this reason, the Project must comply with the water supply assessment requirements of State Water Code (Section 10910-10915). As such, on January 2, 2018, the Project requested that the Los Angeles Department of Water & Power prepare a water supply assessment to determine its ability to meet the water demands of this project. However, due to Project changes, provided below is an updated description of the Project.

Project Title

"4th & Hewitt," located at 401 S. Hewitt Street

Project Applicant

LIG – 900, 910 and 926 E. 4th St., 405-411 S. Hewitt St., LLC
6315 Bandini Blvd.
Commerce, CA 90040
Contact: Dilip Bhavnani
Phone: (213) 820-9596
dilip@sunscopeusa.com

Contact Information for Project Representative

Mayer Brown
350 S. Grand Ave., 35th Floor
Los Angeles,, CA 90071
Contact: Edgar Khalatian
Phone (213) 229-9548
ekhalatian@mayerbrown.com

Contact Information for CEQA Lead Agency

City of Los Angeles
Department of City Planning
Major Projects
221 N. Figueroa St., Suite 1350
Los Angeles, CA 90012
Contact: William Lamborn
Phone: (213) 847-3637
william.lamborn@lacity.org

EIR Consultant

Envicom Corporation
4165 E. Thousand Oaks Blvd., Suite 290
Westlake Village, CA 91362
Contact: Johanna Falzarano
Phone: (818) 879-4700
jfalzarano@envicomcorporation.com

Project Location

The approximately 1.3-acre Project Site is located on the south side of 4th Street between Colyton and Hewitt Streets within the Arts District in the Central City North Community Plan Area of the City of Los Angeles. The Project Site is bounded by 4th Street to the north; Colyton Street to the west; Hewitt Street to the east; and industrial/warehouse and commercial uses to the south (see Attachment A). The Project Site is located approximately 0.35 miles east of the Los Angeles River, 0.10 miles west of S. Alameda Street, 0.75 miles south of Highway 101, and approximately one mile north of the Santa Monica Freeway (Interstate 10). The Project Site is comprised of the following parcels: Assessor Parcel Number ("APN") Nos. 5163-022-001 through 5163-022-003, 5163-022-005, 5163-022-022, and 5163-022-023. Table 1 below provides parcel information for the Project Site.

Table 1
Project Site – Parcel Information

APN	Street Address	Area (Net Square Feet) ¹
5163-022-001	926 E. 4 th St.	6,959 sf
5163-022-002	906-910 E. 4 th St.	5,002 sf
5163-022-003	900, 902, 904 E. 4th St. and 406 and 408 Colyton St.	10,012 sf
5163-022-005	414 S. Colyton St.	7,506 sf
5163-022-022	405, 407, 411, 417 and 423 S. Hewitt St	27,624 sf
5163-022-023		
TOTAL		57,103 net sf (1.31 acres)
¹ Psomas. 2016. ALTA/NSPS Land Title and Design Survey for: 4th Street Center. October 13. Note: Project Site square footage does not include easements and dedications. The addition of these elements results in a site square footage of 57,325 as shown on Vesting Tentative Tract Map No. 74745 (Psomas, January 6, 2017).		

Existing Uses

The Project Site is currently developed with the 7,800-gross sf Architecture and Design (“A+D”) Museum and associated 1,000 gross sf detached storage space, a 6,030-gross sf office and related garage/storage space, and approximately 39,751 sf of surface parking lots. Current on-site operations include museum, storage space, and office activities. As summarized in Table 2 below, and as shown in Attachment B, Existing Site Plan, there are four structures within the Project Site with a gross floor area of 14,830 sf at the time the notice of preparation for the EIR was prepared on September 20, 2017.

Table 2
Existing Land Uses on the Project Site

Location	Land Use Type	Gross Floor Area (square feet)
906-910 E. 4 th St./ 904 E. 4 th St./ 414 S. Colyton St.	Museum	7,800 sf
412 Colyton St.	Museum Storage Space	1,000 sf
405 S. Hewitt St./ 407- 411, 423 S. Hewitt St.	Office	3,515 sf
	Office Garage Space	2,515 sf

Corner of Hewitt and 4 th Streets	Surface Parking Lot	-
TOTAL		14,830 sf
<i>Source: Gensler Architecture, 2019</i>		

Table 3 below provides as much known information available regarding service and customer information. Currently, there is only one meter for each of the water, electricity, and gas utility on the Project Site, which are located outside of the 405 S. Hewitt Street building and assigned to that location. The A+D Museum is located on the Project Site, at 904 E. 4th Street, and does not have a meter identified for any of its utilities. It is unclear whether both buildings (the law office and museum) are connected to the meters located at 405 Hewitt St. Therefore, it is also unclear if the current meter reads include all of the uses on the Project Site, or if it just reflects the law office use.

Table 3
Meter Numbers by Street Address for Project Site

Street Address/AP N	Customer	Use	Meter Numbers
926 E. 4th St. 5163-022-001	City Center Parking	Surface parking Lot	Water: None Elec: None Gas: None
906-910 E. 4th St. 5163-022-002	A+ D Museum	Standard use for a museum	Water: N/A Elec: N/A Gas: N/A
904 E. 4th St. 5163-022-003			
414 S. Colyton St. 5163-022-005			
405 S. Hewitt St. 5163-022-022	Miller Law Associates APC	Standard use for an office	Water: 90388311 Elec: PMS00219-00019511 Gas: 13441995
(407-411 S. Hewitt St. 5163-022-023)			

As described above, because it is unknown whether the meter is providing an accurate read of current usage, supplemental information is provided below. Table 4 below

provides consumption estimates of water usage based on sewer usage standards for the two existing types of uses.

Table 4
Estimated Water Usage

Use/Street Address	Area (sf)	Sewer Generation Ratio	Estimated Water Usage
Museum 906-910 E. 4 th St./ 904 E. 4 th St./ 414 S. Colyton St.	7,800 sf	30 gallons/1,000 sf	234 GPD
Office 405 S. Hewitt St. / 407-411 S. Hewitt St.	3,515 sf	120 gallons/1,000 sf	422 GPD
Total	11,315 sf	Estimated Total Water Usage	656 GPD
<i>Source: City of Los Angeles Bureau of Sanitation "Sewage Generation Factor for Residential and Commercial Categories" table dated April 2, 2012</i>			

Project Comparison

Since submission of the January 2, 2018 water supply assessment request letter, the Project has been redesigned. Most prominently, the Project's total floor area has increased and redistributed throughout the Project site. Specifically, floor area for office uses has increased, while the retail/restaurant floor area has slightly decreased and currently only includes restaurant uses. The Project's overall height and number of floors have also increased, and also now includes a mezzanine on the ground floor and on Level 6. While the number of floors dedicated to parking has not changed, the total provided vehicular parking spaces has slightly increased proportionate to the increase in office floor area. Table 5, below, provides a summary comparison of the Project, as currently proposed, compared to the January 2018 iteration.

Table 5
Project Comparison

	January 2018	October 2019
Height		
<i>Top of Mechanical</i>	190'-0"	286'-0"
<i>Top of Roof</i>	170'-0"	272'-0"
<i>Height of Podium</i>	65'-0"	86'-0"
Number of Floors	11+ Mechanical	17+ Mechanical
Number of Parking Floors		
<i>Above ground</i>	4	4
<i>Below ground</i>	3	3
Floor Area		
<i>Existing Museum (A+D)</i>	7,800 SF	7,800 SF
<i>Retail/Restaurant</i>	14,995 SF	8,149 SF (restaurant only) ¹
<i>Office (incl. common area)</i>	266,408 SF	327,976 SF
<i>Total</i>	289,203 SF	343,925 SF
FAR	5.04	6.0
Number of Parking Spaces	538	660
Number of Bicycle Spaces	164	112
<i>Source: Gensler Architecture, 2018 and 2019, respectively</i>		

Project Characteristics

The Project would retain the approximately 7,800-sf existing A+D Museum and includes the demolition of approximately 1,000 sf of storage space associated with the A+D Museum, approximately 6,030 sf of office and related garage/storage space, and approximately 39,751 sf of surface parking lots. The Project would include construction of a 17-story (excluding mechanical, lower and upper roof levels) commercial office building consisting of approximately 8,149 sf of ground floor commercial space (restaurant), approximately 311,682 sf of commercial office space, and approximately 16,294 sf of exterior common area.

The ground floor of the Project Site would also include a landscaped outdoor plaza (940 sf of shrubs and ground cover, 210 sf for trees, for a total of 1,150 sf) that would lead to the passageway within the new commercial building to provide public pedestrian access between Colyton and Hewitt Streets, as well as access into the A+D Museum. The Project would provide 660 vehicle parking spaces located on three subterranean levels as well as on the 2nd through 5th floors of the proposed building (to be described in

¹ Ground floor retail uses have been removed from the redesigned Project and now only includes ground floor restaurant uses.

further detail below). Bicycle parking would be located on the ground floor and would be comprised of 72 long term spaces and 40 short term spaces.

Office space would comprise the 6th through 17th floors, with a portion of the 6th floor including a mezzanine. Outdoor amenity space (private balconies) would also be provided on the 6th through 17th floors. The Project would include 17 stories (excluding mechanical, lower, and upper roof levels) and mechanical equipment located on the rooftop. The main structure would rise to a maximum height of approximately 272 feet above grade; however, screening for the rooftop mechanical equipment would rise to a height of approximately 286 feet and portions of the rooftop equipment would exceed the screening height by 9 feet, for a total of approximately 295 feet. The Project's proposed floor area ratio ("FAR") would be approximately 6:1. Construction of the Project is expected to occur in a single phase and is anticipated to begin in 2021 and would be completed in 2023.

A summary of land uses and amount of square feet of development is presented in Table 6 below. Select relevant plan sheets, renderings, and landscape plans are provided in Attachment C.

Table 6
Proposed Development Program

Use	Floor Area (square feet)
A+D Museum (existing to remain)	7,800 sf
Restaurant	8,149 sf
Office	311,682 sf
Exterior Common Areas	16,294 sf
Total	343,925 sf 6:0 FAR
<i>Source: Gensler Architecture, 2019</i>	

Parking

The Project would include 660 parking spaces located on three subterranean levels as well as on the 2nd through 5th floors. The parking structure would be approximately 254,881 square feet. The vehicle parking calculations for the Project are provided in Table 7-A below, per LAMC requirements. The Project would also include a total of 112 short- and long-term bicycle parking spaces to meet the LAMC requirements for the proposed commercial land uses, as shown in Table 7-B, below. The 40 short-term bicycle parking spaces would be accessible from the passageway that connects to the lobby, all of the ground floor uses, and elevator to the upper floors. The 72 long-term bicycle parking spaces would be located on the ground floor, also accessible from the passageway. See Attachment C, for ground level and floors 2 through 5 floor plans.

Table 7-A
Proposed Vehicle Parking Program

Use	LAMC 12.21.A.4	Spaces Required	Spaces Proposed
Institution/ Museum (7,800 sf)	2 per 1,000 sf per LAMC 12.21.A.4.(d) (Existing to remain)	16 (replaces 16 existing spaces)	16 (replaces 16 existing spaces)
Commercial - restaurant/office/common (336,125 sf)	2 per 1,000 sf per LAMC 12.21.A.4.(x) (State Enterprise Zone)	672	672
Total		688	688
Allowable Vehicle Space Reduction per Bicycle Replacement ¹			-28
Vehicle Parking Minimum Requirement			660
Total Provided			660
¹ Per the City of Los Angeles Bicycle Parking Ordinance, Off-Street Automobile Parking Requirements, new or existing automobile parking spaces required by Code, for all land uses, may be replaced by bicycle parking at a ratio of one automobile parking space for every four bicycle parking spaces provided. No more than 20 percent of the required automobile parking spaces for nonresidential uses shall be replaced at a site.			

**Table 7-B
 Proposed Bicycle Parking Program**

Use	Spaces Required LAMC Section 12.21.A.16			Spaces Proposed		
	Short-term	Long-term	Total	Short-term	Long-term	Total
Office (327,976 sf)	33 (1/10,000 sf)	66 (1/5,000 sf)	99	33	66	99
Restaurant (8,149 sf)	4 (1/2,000 sf or 2 per shop)	4 (1/2,000 sf or 2 per shop)	8	7	4	11
Institution/ Museum (7,800 sf)	0 (Existing use to remain. None required.)			0	0	0
Additional bicycle parking spaces				0	2	2
Total	37	70	107	40	72	112

Landscaping/Open Space

Although not required for commercial uses, the Project would include several areas of open space. The Project would include a landscaped ground floor outdoor plaza, comprised of 1,150 sf landscaping (940 sf of shrub and ground cover and 210 sf of trees), which would lead to the passageway within the building to provide a publicly accessible pedestrian access between Colyton and Hewitt Streets (See Attachment C, Ground Level Floor Plan and Site Plan). Proposed landscaping would comply with requirements of the LAMC and the City's Urban Forestry Division's requirements. The open space amenities would be made up of the outdoor public plaza on the ground floor, balconies, a terrace on the 6th floor and a roof terrace on the 17th and 18th floors. The 6th floor terrace would include approximately 2,816 sf of shrub and ground cover, as well as 2,962 sf of shrub and ground cover on the 17th and 18th floors.

The Project's landscaped areas would be comprised of a variety of trees and plants (See Table 8 below, Planting Matrix for Project). Additionally, there are three existing street trees within the adjacent street right-of-way on 4th Street. Current site plans for the Project assume removal of the three trees. During City and agency review of the Project, there is the potential for one or all three of these trees to remain or relocated as necessary. See Attachment C, Landscape Plan.

The Project's landscaping and water allowance is illustrated below in Table 8 below, including the Project's Plant Factors ("PF") and corresponding hydrozone area in square feet for the PF, and Table 9, which provides the Project's Maximum Applied Water Allowance ("MAWA").

Table 8
Planting Matrix for Project

PLANT TYPES	PLANT WATER TYPE / WUCOL	PLANT FACTOR (PF)	IRRIGATION METHOD	IRRIGATION EFFICIENCY	HYDROZONE AREA (HA)	PF X HA
LEVEL 1						
Trees	MEDIUM	0.5	Tree Bubbler	0.81	210 Sq.Ft.	105 PF/Sq.Ft.
Shrubs and Ground Cover	LOW	0.3	Drip	0.81	940 Sq.Ft.	282 PF/Sq.Ft.
SUBTOTAL					1,150 Sq.Ft.	-
LEVEL 6						
Shrubs and Ground Cover	LOW	0.3	Drip	0.81	2,816 Sq.Ft.	845 PF/Sq.Ft.
SUBTOTAL					2,816 Sq.Ft.	845 PF/Sq.Ft.
ROOF LEVEL (LEVELS 17 AND 18)						
Shrubs and Ground Cover	LOW	0.3	Drip	0.81	2,962 Sq.Ft.	889 PF/Sq.Ft.
SUBTOTAL					2,962 Sq.Ft.	-
TOTAL					6,928 Sq. Ft.	
<i>Source: Agence Ter LA</i>						

Table 9
Maximum Applied Water Allowance (MAWA)

Reference Evapotranspiration (ET _o) ¹	Conversion Factor	ET Adjustment Factor (AF)	Landscape Area (LA)	Special Landscape Area (SLA)	Gallons Used	Acre-Feet per year (AFY)
LEVEL 1						
50.1	0.62	0.45	1,150 Sq.Ft.	-	16,075 Gal.	0.049

						Gal/Acre-Ft per Yr.
LEVEL 6						
50.1	0.62	0.45	2,816 Sq.Ft.	-	39,362 Gal	0.12 Gal/Acre-Ft. per Yr.
ROOF LEVEL (LEVELS 17 AND 18)						
50.1	0.62	0.45	2,962 Sq.Ft.	-	41,403 Gal	0.13 Gal/Acre-Ft. per Yr.
Total Landscape Area			6,928 Sq.Ft.			
Total Annual Consumption					96,840 Gal	0.299 Gal/Acre-Ft per Yr.
Total Landscape Area: 6,928 Sq.Ft.						
Total Annual Consumption: 96,840 Gal.						
¹ Reference Evapotranspiration (ETo) value from CIMIS ETo Zone Map. Accessed from http://www.cimis.water.ca.gov/App_Themes/impages/etozonemap.jpg <i>Source: Agence Ter LA</i>						

Environmental Design Features

The Project has been designed comparable to the Leadership in Energy and Environmental Design ("LEED") Silver - Green Building Rating System standards, or equivalent, to reduce energy consumption. Specifically, the Project would incorporate, but not be limited to, the following features to support and promote environmental sustainability: a cool roof, electric vehicle chargers, Energy Star appliances, reduced water use, achieved by low-flow plumbing fixtures (water closets and urinals) and fittings (faucets and showerheads) that comply with the performance requirements specified in the City of Los Angeles Green Building Code, a weather-based irrigation system, and water efficient landscaping. The Project's infill location would also promote the concentration of development in an urban location with extensive infrastructure, which would reduce the Project's carbon footprint.

Table 10, below, includes the Project's projected fixture counts.

Table 10
Fixture Counts

	Restaurant/Bar	Office	Bicycle Facility
Water Closets	6	81	5

Urinals	2	27	1
Lavatory Faucets	4	80	4
Kitchen Faucets	4	14	-
Commercial Kitchen Pre-Rinse Spray Faucets	2	-	-
Showerheads	-	-	6
Clothes washer (Commercial)	2	-	-
Dishwasher (Residential)	-	14 (residential models)	-
Dishwasher (Commercial)	2	-	-

Proposed General Plan Amendment and Zone Change

The Project does not generally conform with the use and intensity of development currently permitted by the General Plan for this site. The Project Site is currently designated for Heavy Industrial land uses and zoned M3 (Heavy Industrial) under the General Plan. In order to develop the Project, the following entitlements are required: (1) General Plan Amendment to change the land use designation from Heavy Industrial to Regional Center Commercial; (2) Zone Change from the M3 Zone to the C2 Zone; (3) Height District Change from Height District No. 1 to Height District No. 2; (4) Master Conditional Use Permit approval to permit sale and dispensing of a full line of alcohol beverages for on-site consumption for up to six establishments for a total of 15,949 sf; (5) Conditional Use approval to permit a Major Development Project over 100,000 square feet or more of floor area in nonresidential uses in the C2 Zone; (6) Site Plan Review approval for a development project that results in an increase of 50,000 square feet of non-residential floor area; (7) a Vesting Tentative Tract Map to merge the existing lots and subdivide into 13 lots – one master lot and 12 airspace lots; and (8) a Waiver of Street Dedications and Street Improvements.

Table 11 below summarizes existing conditions under the General Plan and the Project for comparative analysis.

Table 11
Project Development Comparison

	Existing under General Plan	Project
Land Use	Heavy Industrial	Regional Center Commercial
Zoning	M3 Zone	C2 Zone
Height District	Height District No. 1	Height District No. 2

	permits max 1.5:1 FAR	permits max 6:1 FAR
FAR	1.5:1	6:1
Floor Area	85,988 sf gross floor area	343,925 sf floor area
Density	0	0

Thank you for your assistance with this request. Your expert evaluation will help to ensure that our analysis of the Project's analysis water demand is accurate and complete. If you have any questions or comments, please contact William Lamborn at (213) 847-3637.

Sincerely,



William Lamborn
Major Projects
City of Los Angeles Department of City Planning

Attachments:

- A. Project Location Map
- B. Existing Site Plan
- C. Plan Set
 - Rendering (Cover Sheet)
 - Project Summary Sheet (Sheet G0.004)
 - Plot Plan (Sheet A1.200)
 - Ground Level Floor Plan (Sheets A1.201 and A1.201.M)
 - Level 2 Floor Plan (typical of floors 3-5) (Sheet A1.202)
 - Level 6 Floor Plan (Sheet A1.206)
 - Level 6 Mezzanine Floor Plan (Sheet A1.206.M)
 - Level 7 Floor Plan (typical of floors 8,10-11, 13-16) (Sheet A1.207)
 - Level 9 Floor Plan (Sheet A1.209)
 - Level 12 Floor Plan (Sheet A1.212)
 - Roof Floor Plan (Sheet A1.219)
 - Landscape Plan (Sheets L0.01 to L5.02)

(Note to the Applicant: The blue italicized texts provide direction on how to prepare this letter. Please delete these blue italicized texts prior to submitting the letter. First submit a draft letter by e-mail for review by LADWP (no signature is required). For the official water conservation letter after the draft letter has been accepted, please use your company letterhead.)

(Note to the Applicant: Provide information inside brackets [])

[Date]

Richard F. Harasick
Senior Assistant General Manager for Water Systems
Los Angeles Department of Water & Power
111 North Hope Street, Room 1455
Los Angeles, CA 90012-5701

Re: WATER CONSERVATION COMMITMENTS FOR THE [TITLE OF PROJECT]

Dear Mr. Harasick:

The [Name of Applicant] (Applicant) *(Alternatively, write [Name of Applicant's Representative], on behalf of [Name of Applicant] (Applicant),)* proposes to develop the [Title of Project] (Project) within the [Name of Community Plan] Community Plan Area of the City of Los Angeles. The project site, which encompasses approximately [X acres], is generally bounded by [Street name] to the north, [Street name] to the east, [Street name] to the south, and [Street name] to the west. *(If the project site is not bounded by a street, describe in other ways: For example, "bounded by commercial buildings")* The proposed project would develop approximately [X square feet] of retail space, [X square feet] of restaurant uses, [X] apartment units, a [X]-room hotel, [X square feet] of office uses, and [X square feet] of community/cultural uses. *(Add any other proposed uses.)* The Project would also include approximately [X square feet] of covered parking and [X square feet] of landscaping. As part of the project, the existing development that collectively comprise(s) approximately [X] square feet of floor area on-site would be removed.

The Applicant understands the City of Los Angeles' policy that future water needs shall be met by expanding water recycling and conservation. The Applicant has committed to implement the following water conservation measures that are in addition to those required by codes and ordinances for the entire Project:

(Identify measures to be implemented from the following and any other currently available water conservation measures that are in addition to those required by the codes and ordinances listed on the reference material Green Building Tips and Water Conservation. Number the measures in alphabetical order under each category.)

- Fixtures
 1. ENERGY STAR Certified Commercial Clothes Washers – Water Factor of “x” or less and capacity of “y” cubic feet *(Please specify the Water Factor being committed to for this Project that is lower than the current ENERGY STAR Certified Commercial Clothes Washer criteria, as well as the capacity in cubic feet.)*
 2. ENERGY STAR Certified Residential Clothes Washers –Front-loading or Top-loading *(Select either Front-loading or Top-loading if the capacity is greater than 2.5 cubic feet)* with Integrated Water Factor of “x” or less and capacity of “y” cubic feet *(Please specify the Integrated Water Factor being committed to for this Project that is lower than the current ENERGY STAR Certified Residential Clothes Washer criteria, as well as type of washer, front-loading or top-loading, and capacity in cubic feet.)*

3. ENERGY STAR Certified Residential Dishwashers – standard or compact (*Select either standard or compact*) with x gallons/cycle or less (*Please specify the gallons per cycle being committed to for this Project that is lower than the current ENERGY STAR Certified Dishwasher criteria, as well as the type, standard/compact.*)
 4. High Efficiency Toilets with a flush volume of “x” gallons per flush, or less. (*Please specify a flush volume of less than the current 1.28 gallons per flush (gpf) code requirement. For example, 1.0 gpf or 0.8 gpf*)
 5. Showerheads with a flow rate of “x” gallons per minute, or less. (*Please specify a flow rate less than the current 1.8 gallons per minute (gpm) code requirement. For example, 1.5 gpm*)
 6. Urinals (*Please specify a flush volume of less than the 0.125 gpf code requirement: For example, Waterless Urinals*)
- Landscape and irrigation
 1. Artificial Turf
 2. California Friendly® plants or native plants (*Information can be found at <http://www.bewaterwise.com/assets/top-10-california-friendly-plants-%28web%29.pdf>, <http://www.bewaterwise.com/assets/50-favorites-for-california-friendly-landscapes-%28web%29.pdf>, and <http://www.ladwp.cafriendlylandscaping.com/>*)
 3. Drip/ Subsurface Irrigation (Micro-Irrigation)
 4. Micro-Spray
 5. Proper Hydro-zoning/Zoned Irrigation–(groups plants with similar water requirements together)
 - Pool
 1. Install a meter on the pool make-up line so water use can be monitored and leaks can be identified and repaired
 2. Leak Detection System for swimming pools and Jacuzzi
 3. Pool splash troughs around the perimeter that drain back into the pool.
 4. Pool/Spa recirculating filtration equipment
 5. Reuse pool backwash water for irrigation
 6. Water-Saving Pool Filter
 - Utilities
 1. Domestic Water Heating System located close proximity to point(s) of use
 2. Individual metering and billing for water use for every residential dwelling unit and commercial unit.
 3. Tankless and on-demand Water Heaters

The Applicant has also committed to comply with the City of Los Angeles Low Impact Development Ordinances (City Ordinance No. 181899 and No. 183833) and to implement Best Management Practices that have stormwater recharge or reuse benefits for the entire Project as applicable:

(Identify measures to be implemented from the following and any other currently available stormwater capture and waste water reuse Best Management Practices for additional conservation. List the measures in alphabetical order.)

- Catch Basin Insert - a device that can be inserted into an existing catch basin design to provide some level of runoff contaminant removal.
- Catch Basin Screens
- Cistern - captures stormwater runoff as it comes down through the roof gutter system.

- Infiltration Basin (drainage area of 5-50 acres) – captures first-flush stormwater, removes particulate pollutants and some soluble pollutants, and contributes toward recharging groundwater.
- Infiltration Trench (drainage area of less than 5 acres) – similar to infiltration basin but used for smaller drainage areas to capture and infiltrate rainwater.
- Pervious Pavements – captures runoff by allowing stormwater to pass through the pavement surface and then infiltrate into the groundwater basin.

Should you have any questions, please do not hesitate to call at [(XXX) XXX-XXXX].

Sincerely,

[Title of Signer]

(Person signing this letter must have the authority to bind the Property Owner and commitments to the Project.)

4th and Hewitt Project

Water Conservation Meeting

1. Introduction of Attendees
2. Water Supply Assessment
3. Project Description
4. Project Scope Questions
5. Recycled Water
6. Water Conservation Measures / Rebate Program
7. Water Conservation Commitment Letter



Milena Zasadzien <milena.zasadzien@lacity.org>

WSAs for project with GPAs c

3 messages

Milena Zasadzien <milena.zasadzien@lacity.org> c Wed, Jul 29, 2020 at 12:19

To: "Tharssov, Andre" <Andre.T.harssov@ladwp.com>, "Kim, Theresa" <theresa.kim@ladwp.com>

: Mindy Nguyen <Mindy.Nguyen@lacity.org>, Erin Strelch <erin.strelch@lacity.org>

Hi Andre and Theresa,

I've heard that there's some concern from DWP about issuing WSAs and taking them to the DWP Board for projects prior to approval of any General Plan Amendments by Council, specifically for the 4th and Hewitt projects. I understand that WSAs had historically been able to be processed through the Board prior to the final GPA adoption by Council. Would you be available tomorrow or Friday for a call to discuss? c

Thank you,
Milena

--



Milena Zasadzien

Senior Planner

Los Angeles City Planning

221 N. Figueroa St., Suite 1300

Los Angeles, CA 90012

lanning4LA.org

213.847.3636 | milena.zasadzien@lacity.org c



Tcharssov, Andrei <Andre.T.harssov@ladwp.com> c

Thu, Jul 30, 2020 at 8:00 AM c

To: Milena Zasadzien <milena.zasadzien@lacity.org>

: Mindy Nguyen <Mindy.Nguyen@lacity.org>, Erin Strelch <erin.strelch@lacity.org>, "Kim, Theresa" <Theresa.Kim@ladwp.com>

Milena,

We can certainly discuss. We are available Friday from 9:30 to 2:30. Thanks.

From: Milena Zasadzien <milena.zasadzien@lacity.org>

Sent: Wednesday, July 29, 2020 12:19 PM

To: Tcharssov, Andrei; Kim, Theresa

Cc: Mindy Nguyen; Erin Strelch

Subject: [EXTERNAL] WSAs for project with GPAs

EXTERNAL EMAIL! This email was generated from a non-LADWP address. If any links exist, do not click/open on them unless you are 100% certain of the associated site or source. ALWAYS hover over the link to preview the actual URL/site and confirm its legitimacy.

c

Hi Andrei and Theresa, c

I've heard that there is some concern from DWP about issuing WSAs and taking them to the DWP Board for projects prior to approval of any General Plan Amendments by Council, specifically for the 4th and Hewitt project. My understanding is that WSAs had historically been able to be processed through the Board prior to the final GPA adoption by Council. Would you be available tomorrow or Friday for a call to discuss?

Much appreciated,

Milena

-- c



Milena Zasadzien

Senior Planner

Los Angeles City Planning

221 N. Figueroa St., Suite 1300

Los Angeles, CA 90012

lanning4LA.org c

213.847.3636 | mlena.zasadzien@lacity.org



c

----- Confidentiality Notice -----

This electronic message transmits confidential information from the Los Angeles Department of Water and Power, which may be confidential. If you are not the intended recipient, be aware that any disclosure, copying, distribution or use of the content of this information is prohibited. If you have received this communication in error, please notify us immediately by e-mail and delete the original message and any attachment without reading or saving in any manner.

Milena Zasadzien <mlena.zasadzien@lacity.org>

Thu, Jul 30, 2020 at 10:20 AM


To: "Tharssov, Andre" <Andre.Tharssov@ladwp.com>

: Andy Nguyen <andy.Nguyen@lacity.org>, Erin Strelch <erin.strelch@lacity.org>, "K m, Theresa" c <Theresa.Km@ladwp.com>

Great, just sent an invite for 10am tomorrow

[Quoted text hidden]

--



Milena Zasadzien

Senior Planner

Los Angeles City Planning

221 N. Figueroa St., Suite 1300

Los Angeles, CA 90012

lanning4LA.org

213.847.3636 | mlena.zasadzien@lacity.org c



Date : 1/6/2022 7:13:43 PM
From : "Henry Phipps"
To : "Wes Pringle"
Cc : "Courtney Shum" , "Janet Ye" , "Emily Wong"
Subject : Re: Transportation Assessment for 4th & Hewitt Project

Thank you Wes,

I appreciate the update.

Best,
Henry

On Thu, Jan 6, 2022 at 5:13 PM Wes Pringle <wes.pringle@lacity.org> wrote:

Hi Henry,

DOT issued an assessment letter for a commercial development project located at 4th Street and Hewitt Street that was dated, April 15, 2020, for a study prepared by Gibson Transportation Consulting in February 2020. The project buildout year has changed and Gibson Transportation Consulting issued an assessment, dated December 21, 2021, to reflect this change. The proposed project remains to be the construction of 311,682 square feet of office space and 8,149 square feet of commercial space and retention of the existing A+D Museum building. There are also no changes to the access, loading, and parking proposed in the original study. The new project completion date is 2025.

DOT concurs with the analysis that the extension of the buildout year does not change any of the findings from the previous study. All of the conditions of DOT's April 14, 2020 letter shall remain the same.

Wes

--

Wes Pringle, P.E.

Transportation Engineer

Metro Development Review

100 S. Main St, 9th Floor

Los Angeles, CA 90012

Los Angeles Department of Transportation
213.972.8482

Notice: The information contained in this message is proprietary information belonging to the City of Los Angeles and/or its Proprietary Departments and is intended only for the confidential use of the addressee. If you have received this message in error, are not the addressee, an agent of the addressee, or otherwise authorized to receive this information, please delete/destroy and notify the sender immediately. Any review, dissemination, distribution or copying of the information contained in this message is strictly prohibited.

--



LOS ANGELES
CITY PLANNING

Henry Phipps

Pronouns: He, His, Him

Planning Assistant

Los Angeles City Planning

221 N. Figueroa St., Room 1350

Los Angeles, CA 90012

T: (213) 847-3655 | Planning4LA.org



Date : 8/15/2017 4:18:42 PM
From : "Chivaratanond, Susan"
To : "William Lamborn"
Subject : FAR question

Hi Will,
Johanna told me you had some questions on how we arrived at the FAR.
I can help explain the tract map and our requests and assumptions.
Thanks s

Susan Chivaratanond

Mayer Brown LLP

d 213.229.5162

m 323.333.4962

schivaratanond@mayerbrown.com

350 South Grand Avenue, 25th Floor
Los Angeles, California 90071



Please consider the environment before printing this e-mail. If you need to print it, please consider printing it double-sided.

This email and any files transmitted with it are intended solely for the use of the individual or entity to whom they are addressed. If you have received this email in error please notify the system manager. If you are not the named addressee you should not disseminate, distribute or copy this e-mail.

Offices closed Monday, July 4, in observance of Independence Day

READ MORE +

([HTTPS://PLANNING.LACITY.ORG/RESOURCES/P4LA-COVID-19](https://planning.lacity.org/resources/p4la-covid-19))



Latest News (</resources/latest-news>)



CASE SEARCH

/search/search-by-category)"/>



ZONING SEARCH

Street Number

Street Name

Property Information (ZIMAS)



GET INVOLVED

Events Calendar (</about/calendar>)

Public Hearings (</about/commissions-boards-hearings#hearings>)

Community Plan Updates (</plans-policies/community-plan-updates>)



(</plans-policies/community-plan-updates>)

COMMUNITY PLAN UPDATES (/PLANS-POLICIES/COMMUNITY-PLAN-UPDATES)

*Get the
latest information*



(/plans-policies/proposed-land-use-regulations)

PROPOSED LAND USE REGULATIONS (/PLANS-POLICIES/PROPOSED-LAND-USE- REGULATIONS)

*Review draft
land use policies*



(/development-services/development-services)

DEVELOPMENT SERVICES (/DEVELOPMENT-SERVICES/DEVELOPMENT-SERVICES)

*Obtain technical guidance
and assistance*



(<https://appointments.lacity.org/apptsys/Public/Account>)

APPOINTMENTS ([HTTPS://APPOINTMENTS.LACITY.ORG/APPTSYS/PUBLIC/ACCOUNT](https://appointments.lacity.org/apptsys/Public/Account))

*Consult with
public counter staff*



(/development-services/preliminary-application-review-program)

HOUSING CRISIS ACT IMPLEMENTATION (/DEVELOPMENT-SERVICES/PRELIMINARY- APPLICATION-REVIEW-PROGRAM)

*Consult with
the PARP Unit*



(/preservation-design/historic-landmark-programs)

HISTORIC RESOURCES (/PRESERVATION-DESIGN/HISTORIC-LANDMARK- PROGRAMS)

*Identify local
historic sites*



(/development-services/urban-design/program-overview)

URBAN DESIGN STUDIO (/DEVELOPMENT-SERVICES/URBAN-DESIGN/PROGRAM- OVERVIEW)

*Access citywide
design guidelines*



(/plans-policies/initiatives-policies/home-sharing)

HOME-SHARING (/PLANS-POLICIES/INITIATIVES-POLICIES/HOME-SHARING)

*Learn more about
the new rules for Airbnb-type rentals*

City of LA Profile

3.9 million +
Residents

1.8 million +
Jobs in LA

200 +
Languages Spoken

stay
CONNECTED

[\(https://www.facebook.com/LosAngelesCityPlanning/\)](https://www.facebook.com/LosAngelesCityPlanning/)[\(https://www.instagram.com/LosAngelesCityPlanning/\)](https://www.instagram.com/LosAngelesCityPlanning/)[\(https://twitter.com/LosAngelesCityPlanning/\)](https://twitter.com/LosAngelesCityPlanning/)[\(https://www.linkedin.com/company/los-angeles-city-planning/\)](https://www.linkedin.com/company/los-angeles-city-planning/)[You \(https://www.youtube.com/channel/UCa2PmRtFzdi\)](https://www.youtube.com/channel/UCa2PmRtFzdi)

E-Newsletter Subscription

SUBSCRIBE

([https://visitor.r20.constantcontact.com/manage/optin?](https://visitor.r20.constantcontact.com/manage/optin?v=001ZFTc8ReLSuE8L-f9q6EPn0Ra9Cyuc40frx1CcrRrw92_mCaXG1K3CdpPQh2HQ-zJmeZ7zFPiOisREEZcUhWw_TVUcihatHgl5e6on3Ee3UwS4J_kZpjaI0L2USDyvXDG)

[v=001ZFTc8ReLSuE8L-](https://visitor.r20.constantcontact.com/manage/optin?v=001ZFTc8ReLSuE8L-f9q6EPn0Ra9Cyuc40frx1CcrRrw92_mCaXG1K3CdpPQh2HQ-zJmeZ7zFPiOisREEZcUhWw_TVUcihatHgl5e6on3Ee3UwS4J_kZpjaI0L2USDyvXDG)

[f9q6EPn0Ra9Cyuc40frx1CcrRrw92_mCaXG1K3CdpPQh2HQ-](https://visitor.r20.constantcontact.com/manage/optin?v=001ZFTc8ReLSuE8L-f9q6EPn0Ra9Cyuc40frx1CcrRrw92_mCaXG1K3CdpPQh2HQ-zJmeZ7zFPiOisREEZcUhWw_TVUcihatHgl5e6on3Ee3UwS4J_kZpjaI0L2USDyvXDG)

[zJmeZ7zFPiOisREEZcUhWw_TVUcihatHgl5e6on3Ee3UwS4J_kZpjaI0L2USDyvXDG](https://visitor.r20.constantcontact.com/manage/optin?v=001ZFTc8ReLSuE8L-f9q6EPn0Ra9Cyuc40frx1CcrRrw92_mCaXG1K3CdpPQh2HQ-zJmeZ7zFPiOisREEZcUhWw_TVUcihatHgl5e6on3Ee3UwS4J_kZpjaI0L2USDyvXDG)

MyLA311: Request City Services (<https://myla311.lacity.org>) | [Privacy Policy \(/additional/privacy-policy\)](/additional/privacy-policy) |

[Disclaimer \(/additional/disclaimer\)](/additional/disclaimer)

© 2022 Los Angeles City Planning

HELPFUL LINKS

[City of Los Angeles \(https://www.lacity.org\)](https://www.lacity.org)

[City Departments, Agencies, and Bureaus \(https://www.lacity.org/your-government/departments-commissions/departments-bureaus\)](https://www.lacity.org/your-government/departments-commissions/departments-bureaus)

[2020 Census \(https://census.lacity.org/\)](https://census.lacity.org/)

[Community Resource Guide \(/resources/community-resource-guide\)](/resources/community-resource-guide)

[Site Map \(/sitemap\)](/sitemap)

CONTACT US

[Locations and Hours \(/contact/locations-hours\)](/contact/locations-hours)

[Appointments \(https://appointments.lacity.org/apptsys/Public/Account\)](https://appointments.lacity.org/apptsys/Public/Account)

Media Inquiries (/contact/communications)

f (<https://www.facebook.com/Planning4LA/>) **@** (<https://www.instagram.com/planning4la/>)
t (<https://twitter.com/Planning4LA>) **in** (<https://www.linkedin.com/company/los-angeles-department-of-city-planning/>) **YouTube** (<https://www.youtube.com/channel/UChI2PmRhAzUf158o0vZjnHw/videos>)

PLANNING TOOLKIT



([https://play.google.com/store/apps/details?](https://play.google.com/store/apps/details?id=org.lacity.ladcp.planningToolkit&hl=en)

[id=org.lacity.ladcp.planningToolkit&hl=en](https://play.google.com/store/apps/details?id=org.lacity.ladcp.planningToolkit&hl=en))



(<https://itunes.apple.com/TR/app/id787467145>)

Date : 1/11/2022 9:25:04 AM
From : "Henry Phipps"
To : "Courtney Shum"
Cc : "Miguel Sotelo" , "Susan Jimenez"
Subject : Re: 4H Close of Consultation mailing
Attachment : AB 52 Conclusion of Consultation - 4th & Hewitt Project_FINAL.pdf;

Hi all,

I am so sorry, I had a brain fart and sent the wrong document. The correct document is attached.

Henry

On Tue, Jan 11, 2022 at 9:17 AM Henry Phipps <henry.phipps@lacity.org> wrote:
Hi Miguel and Susan,

Attached is the letter with the corrected date and a small blurb explaining such. We have decided to keep the date as Jan 6. Could you send this out as you did before? Apologies on the mix-up!

Thank you so much,
Henry

On Wed, Jan 5, 2022 at 10:46 AM Courtney Shum <courtney.shum@lacity.org> wrote:

Thank you so much Miguel and Susan!

On Wed, Jan 5, 2022 at 7:33 AM Miguel Sotelo <miguel.sotelo@lacity.org> wrote:

Good Morning Everyone,
the letter is ready to be picked up tomorrow.
thank you,

On Tue, Jan 4, 2022 at 1:03 PM Susan Jimenez <susan.jimenez@lacity.org> wrote:

Hi Miguel, thanks for taking care of this for us! It needs to be sent as a certified letter please. Let me know if you have any questions. Thank you!

On Tue, Jan 4, 2022 at 12:47 PM Henry Phipps
<henry.phipps@lacity.org> wrote:

Thanks for clarifying that, Miguel. Letter with the adjusted date is attached.

Best,
Henry

On Tue, Jan 4, 2022 at 12:41 PM Miguel Sotelo
<miguel.sotelo@lacity.org> wrote:

Hi Henry,

can you email me the letter I don't have access to the major projects drive. Also i would change the date of the letter to thursday since that is when it will be going out.
Thank you,

On Tue, Jan 4, 2022 at 12:32 PM Henry Phipps

<henry.phipps@lacity.org> wrote:

Hi Miguel and Susan,

We have finalized the Tribal Close of Consultation Letter for 4H. Can you mail this letter out at your convenience? The letter is currently dated for today. If you think a later day is more realistic please let me know, I'm happy to correct. Let me know if there's any information I can provide to help.

Thanks,
Henry

--



Henry Phipps

Pronouns: He, His, Him

Planning Assistant

Los Angeles City Planning

[221 N. Figueroa St., Room 1350](#)

[Los Angeles, CA 90012](#)

T: (213) 847-3655 | Planning4LA.org



--

Miguel Sotelo

Sr. Administrative Clerk



DEPARTMENT OF CITY PLANNING

Citywide Policy Planning Bureau

OHR/HPOZ/UDS

T: 213-847-3676

E: miguel.sotelo@lacity.org

[221 N. Figueroa St., Suite 1350](#)

[Los Angeles, CA 90012](#)

--



Henry Phipps

Pronouns: He, His, Him

Planning Assistant

Los Angeles City Planning

[221 N. Figueroa St., Room 1350](#)

[Los Angeles, CA 90012](#)

T: (213) 847-3655 | Planning4LA.org



--

Susan Jimenez

--

Miguel Sotelo
Sr. Administrative Clerk



DEPARTMENT OF CITY PLANNING
Citywide Policy Planning Bureau
OHR/HPOZ/UDS

T: 213-847-3676

E: miguel.sotelo@lacity.org

221 N. Figueroa St., Suite 1350
Los Angeles, CA 90012



LOS ANGELES
CITY PLANNING

Courtney Shum

City Planner

Los Angeles City Planning

221 N. Figueroa St., Room 1350

Los Angeles, CA 90012

T: (213) 847-3682 | Planning4LA.org



E-NEWS



LOS ANGELES
CITY PLANNING

Henry Phipps

Pronouns: He, His, Him

Planning Assistant

Los Angeles City Planning

221 N. Figueroa St., Room 1350

Los Angeles, CA 90012

T: (213) 847-3655 | Planning4LA.org



E-NEWS



LOS ANGELES
CITY PLANNING

Henry Phipps

Pronouns: He, His, Him

Planning Assistant

Los Angeles City Planning

221 N. Figueroa St., Room 1350

Los Angeles, CA 90012

T: (213) 847-3655 | Planning4LA.org



E-NEWS

**DEPARTMENT OF
CITY PLANNING**

COMMISSION OFFICE
(213) 978-1300

CITY PLANNING COMMISSION

SAMANTHA MILLMAN
PRESIDENT

CAROLINE CHOE
VICE-PRESIDENT

HELEN CAMPBELL
JENNA HORNSTOCK
HELEN LEUNG

YVETTE LOPEZ-LEDESMA
KAREN MACK
DANA M. PERLMAN
RENEE DAKE WILSON

**CITY OF LOS ANGELES
CALIFORNIA**



ERIC GARCETTI
MAYOR

EXECUTIVE OFFICES

200 N. SPRING STREET, ROOM 525
LOS ANGELES, CA 90012-4801
(213) 978-1271

VINCENT P. BERTONI, AICP
DIRECTOR

SHANA M.M. BONSTIN
DEPUTY DIRECTOR

ARTHI L. VARMA, AICP
DEPUTY DIRECTOR

LISA M. WEBBER, AICP
DEPUTY DIRECTOR

January 6, 2022¹

Andrew Salas
Tribal Chairman
Gabrieleño Band of Mission Indians – Kizh Nation
PO Box 393
Covina, CA 91723

RE: AB 52 Completion of Consultation
4th and Hewitt Project at 405 – 423 S. Hewitt Street; 900 – 926 E. 4th Street; 406 – 414
S. Colyton Street, Los Angeles, CA
(Case No. ENV-2017-470-EIR)(“Proposed Project”)

Dear Chairman Salas:

City Planning Staff would like to thank you for your participation in the tribal consultation for the 4th and Hewitt Project at 405-423 South Hewitt Street, 900-926 East 4th Street, and 406-414 South Colyton Street in Los Angeles.

The purpose of this correspondence is to briefly summarize our combined efforts to engage in a meaningful and good faith consultation regarding the above named project’s potential impacts to tribal cultural resources and to document the conclusion of the tribal consultation process, pursuant to Public Resources Code, section 21080.3.2. The following provides a brief summary of the history of tribal consultation regarding this project:

On June 14, 2017, the City mailed a project notification letter to the Gabrieleño Band of Mission Indians – Kizh Nation (Tribe). On June 22, 2017, the City received the Tribe’s request for tribal consultation.

The City emailed Tribal Chairman Salas on June 22, 2017, requesting a date and time to initiate the AB 52 consultation for the Proposed Project.

The tribal consultation process commenced on July 12, 2017 with a conference call between representatives of the Department of City Planning and the Tribe. The call was set up to discuss the following projects:

- Arts District Center (1101 E. 5th St.)
- 4th and Hewitt (940 E. 4th St.)

¹ On January 6, 2022, this Close of Consultation letter was mailed to the Tribe with the incorrect date of January 6, 2021. This letter hereby supersedes and corrects the date of the previous letter; all other contents remain the same.

- 6AM (640 S. Alameda St.)
- 670 Mesquit St.

Prior to the discussion, both the City and Tribe agreed that consultation for the 4th and Hewitt could begin during this conference call.

During the conference call consultation we discussed the receipt of the Tribe's request for consultation and the general project information including proposed excavation activities, and existing soil conditions. Additionally, the Tribe stated that the project site is located in a sensitive area and within the vicinity of past village and trading route locations, and the Tribe requested that a monitor be continuously on site for grading activities during Project construction.

Following the conference call, on July 12, 2017 the City emailed the Tribe with a written summary of what had been discussed in the call, and requested that the Tribe provide further information regarding the tribal history, or archaeological finds in the Project vicinity.

On July 13 and July 14, 2017 the Tribe provided the following pictorial and general maps, and articles:

- Full text copy of Cultural Resources Assessment for the Metro Emergency Security Operations Center, Los Angeles, California (Beherec et al. 2015); and
- Multiple text citations and excerpts containing background information and graphics on the Gabrieleno Indians and Ya'angna communities.

On December 15, 2021, the City of Los Angeles sent a follow-up email to the Tribe requesting any additional evidence regarding potential tribal cultural resources on the site be submitted within 14 days, to ensure a complete and accurate Draft Environmental Impact Report is prepared.

On December 28, 2021, the Tribe submitted the following via email:

- Historical maps showing the general vicinity surrounding the Project Site;
- Multiple text citations and excerpts containing background information and graphics on rancherias, villages, and the Maungna and Ya'angna communities;
- General informational documents from the South Central Coastal Information Center on archaeological archival research Environmental Research Archaeologists on site surveys, as well as email correspondence from the Native American Heritage Commission; and
- Requested mitigation measure.

The information and attachments presented in the Tribe's emails provide historic documentation of Indian settlements within the Los Angeles region. The information does not provide any site-specific evidence of tribal cultural resources occurring within the Project Site. While the history of the Gabrieleno Indians territory within the southern California region is well documented, the information provided by Chairman Salas does not provide any specific information or evidence regarding the presence of tribal cultural resources within the Project Site, and no criteria were provided to indicate why the project area should be considered sensitive enough such that monitoring for tribal cultural resources would be required to avoid adverse impacts.

As a result of the information provided in the tribal cultural resources report prepared for the Proposed Project, and information provided by the Tribe during and after the July 12, 2017 conference call, the City, after acting in good faith and after reasonable effort, has concluded that mutual agreement cannot be reached for purposes of AB 52. Based upon the record, the City has determined that no substantial evidence exists to support a conclusion that this Proposed Project may cause a significant impact on tribal cultural resources. Therefore, the City has no basis under CEQA to impose any related mitigation measures. However, as an additional protection, the City will add the attached condition of approval under its police powers to protect the inadvertent discovery of tribal cultural resources.

The City is expecting to release its Draft Environmental Impact Report for this project. The release of the Draft EIR will commence a 45 day period during which interested parties and agencies, such as the Tribe, may submit written comments on the adequacy of the EIR. In the meantime please do not hesitate to contact me if you wish to share any additional information, comments, or concerns.

Respectfully,

A handwritten signature in black ink, appearing to read 'Courtney Shum', with a long horizontal flourish extending to the right.

Courtney Shum
City Planner
Department of City Planning – Major Projects

Condition of Approval - Tribal Cultural Resource Inadvertent Discovery

In the event that objects or artifacts that may be tribal cultural resources are encountered during the course of any ground disturbance activities², all such activities shall temporarily cease on the project site until the potential tribal cultural resources are properly assessed and addressed pursuant to the process set forth below:

- Upon a discovery of a potential tribal cultural resource, the project Permittee shall immediately stop all ground disturbance activities and contact the following: (1) all California Native American tribes that have informed the City they are traditionally and culturally affiliated with the geographic area of the proposed project; (2) and the Department of City Planning.
- If the City determines, pursuant to Public Resources Code Section 21074 (a)(2), that the object or artifact appears to be tribal cultural resource, the City shall provide any effected tribe a reasonable period of time, not less than 14 days, to conduct a site visit and make recommendations to the Project Permittee and the City regarding the monitoring of future ground disturbance activities, as well as the treatment and disposition of any discovered tribal cultural resources.
- The project Permittee shall implement the tribe's recommendations if a qualified archaeologist, retained by the City and paid for by the project Permittee, reasonably concludes that the tribe's recommendations are reasonable and feasible.
- The project Permittee shall submit a tribal cultural resource monitoring plan to the City that includes all recommendations from the City and any effected tribes that have been reviewed and determined by the qualified archaeologist to be reasonable and feasible. The project Permittee shall not be allowed to recommence ground disturbance activities until this plan is approved by the City.
- If the project Permittee does not accept a particular recommendation determined to be reasonable and feasible by the qualified archaeologist, the project Permittee may request mediation by a mediator agreed to by the Permittee and the City who has the requisite professional qualifications and experience to mediate such a dispute. The project Permittee shall pay any costs associated with the mediation.
- The project Permittee may recommence ground disturbance activities outside of a specified radius of the discovery site, so long as this radius has been reviewed by the qualified archaeologist and determined to be reasonable and appropriate.
- Copies of any subsequent prehistoric archaeological study, tribal cultural resources study or report, detailing the nature of any significant tribal cultural resources, remedial actions taken, and disposition of any significant tribal cultural resources shall be submitted to the South Central Coastal Information Center (SCCIC) at California State University, Fullerton.
- Notwithstanding the above, any information determined to be confidential in nature, by the City Attorney's office, shall be excluded from submission to the SCCIC or the general public under the applicable provisions of the California Public Records Act, California Public Resources Code, and shall comply with the City's AB 52 Confidentiality Protocols.

² Ground disturbance activities shall include the following: excavating, digging, trenching, plowing, drilling, tunneling, quarrying, grading, leveling, removing peat, clearing, pounding posts, augering, backfilling, blasting, stripping topsoil or a similar activity

Date : 12/28/2021 4:14:34 PM
From : "Courtney Shum"
To : "Gabrieleno Administration"
Cc : lsalas@tcrmanagement.net
Subject : Re: AB52 Consultation- 405-423 S. Hewitt St. 900-926 E. 4th St. 406-414 project in the City of Los Angeles

Thank you very much, Andy. We will review this information. Happy New Year!

Courtney

On Tue, Dec 28, 2021 at 3:13 PM Gabrieleno Administration

<admin@gabrielenoindians.org> wrote:

Dear Courtney,

Thank you for your time during the AB52 consultation for the 405-423 S. Hewitt St. 900-926 E. 4th St. 406-414 project in the City of Los Angeles.

The information provided herein is to be kept confidential as part of AB52 which requires that any information – not just documents – submitted by a California Native American tribe during the environmental review process to not be included in the environmental document or otherwise disclosed by the lead agency or any other public agency to the public consistent with Gov. Code Sections 6254, subd.(r) and 6254.10. (Pub. Resources Code § 21082.3, subd. (c)(1)). We ask that the information be included and kept in a confidential appendix to be mentioned in the public document but not included. This confidential appendix shall be available for use to those associated to the project but no entity outside of the project.

As stated in the Public Resource Code section 21080.3.1. (a) The Legislature finds and declares that California Native American tribes traditionally and culturally affiliated with a geographic area may have expertise concerning their tribal cultural resources and an area that has cultural value. We are a California Native American tribe with an ancestral connection (higher degree of connection than traditionally and culturally affiliated) to the project area as we are lineal descendants to the village(s) within and around the project area.

Since subsurface activities are planned to occur for this project that have potential to impact TCRs, we are providing tribal archive information to your agency to identify the high cultural sensitivity of the project location and to explain our concerns with specific subsurface ground disturbance activities that have impacted and destroyed our tribal cultural resources in the past. Attached are documents from historic books, screenshots of historic maps and some explanatory text that was also verbally explained in the phone consultation for your project location to explain the cultural significance of the area and the high amount of pre-historic human activity that occurred there.

This 405-423 S.Hewitt St. 900-926 E. 4th St. 406-414_1938 map indicates the project location within the most prominent Gabrieleno communities known as Maungna and Yangna whose land area is now known as the city of Los Angeles. All of our mainland villages (sans our island villages) overlapped each other to help facilitate the movement of tribal cultural resources throughout the landscape and also to our sister tribes outside of our traditional ancestral territory. Village use areas were usually shared between village areas and were commonly used by two or more adjoining villages depending on the type, quantity, quality, and availability of natural resources in the area. Therefore, human activity can be pronounced within the shared use areas due to the combined use by multiple villages and TCR's may be present in the soil layers from the thousands of years of human activity within that landscape.

The 405-423 S.Hewitt St. 900-926 E. 4th St. 406-414_1881 map, 405-423 S.Hewitt St. 900-926 E. 4th St. 406-414_1898 map, and the 405-423 S.Hewitt St. 900-926 E. 4th St. 406-414_1938 map shows the many trade routes around the project area. Trade routes were heavily used by our Tribe for movement of trade items, visiting of family, going to ceremony, accessing recreation areas, and accessing foraging areas. Within and around these routes contained seasonal or permanent ramadas or trade depots, seasonal and permanent habitation areas, and often still contain isolated burials and cremations from folks who died along the trail. These isolated burials are not associated with a village community burial site or ceremonial burial site, rather the location is simply where the person died and was buried where they died. Therefore, isolated burials are more concentrated and likely to occur in proximity to our trade routes, especially the major trade routes. Trade routes are considered a "cultural landscape", as stated in section 21074. (a) and are protected under AB52 as a tribal cultural resource.

The 405-423 S. Hewitt St. 900-926 E. 4th St. 406-414_1938 map indicates the hydrography or waterways that existed around the project area. All water sources were used by our Tribe for life sustenance. Along these watercourses and water bodies occurred seasonal or permanent hamlets, seasonal or permanent trade depots, ceremonial and religious prayer sites, and burials and cremation sites of our ancestors. These activities occurred around water, both inland and coastal, because these water areas create unique habitats and riparian corridors that provide an abundance of food and medicine resources along with aesthetically peaceful areas with running water, shade trees, and shelter. Larger water bodies were high attractants for human activity and the banks and shores of these water bodies have a higher than average potential for encountering Tribal Cultural Resources of artifacts and human remains during ground disturbing activities. Waterways are a "cultural landscape", as stated in section 21074. (a) and are protected under AB52 as a tribal cultural resource.

Due to the project site being located within and around sacred Communities (Maungna and Yangna), adjacent to sacred water courses and major traditional trade routes, there is a high potential to impact Tribal Cultural Resources still present within the soil from the thousands of years of prehistoric activities that occurred within and around these Tribal Cultural landscapes. Therefore, to avoid impacting or destroying Tribal Cultural Resources that may be inadvertently unearthed during the project's ground disturbing activities and pursuant to our consultation, we have provided to the Lead Agency substantial evidence that the proposed project may have a significant impact on our TCRs. . . "tribal cultural resources" are defined as (1) "sites, features, places, cultural landscapes, sacred places and objects with cultural value to a California Native American tribe" that are included in the state or local register of historical resources or that are determined to be eligible for inclusion in the state register; and (2) resources determined by the lead agency, in its discretion, to be significant on the basis of criteria for listing in the state register of historical resources. Pub Res C §21074(a). A lead agency's determination whether a resource meets the criteria for listing in the state register must be supported by substantial evidence and must consider the significance of the resource to the tribe. Pub Res C §21074(a)(2). A "cultural landscape" may qualify as a tribal cultural resource to the extent it is "geographically defined in terms of the size and scope of the landscape." Pub Res C §21074(b) Moreover, Public Resources Code ("PRC") Section 21084.2 states that "[a] project with an effect that may cause a substantial adverse change in the significance of a tribal cultural resource is a project that may have a significant effect on the environment." A project that may have a significant effect on the environment requires appropriate mitigation. (PRC § 21082.3(b).) Through the consultation process, AB 52 authorized California Native American tribes to assist lead agencies in identifying, interpreting, and determining the significance of TCRs. (See AB 52, Legislative Digest.) Unless the environmental document includes protective measures agreed on during the consultation process, "if substantial evidence demonstrates" the project "will cause" a significant effect to a TCR, the agency must "consider" feasible mitigation measures "pursuant to" Pub Res C §21084.3(b).

As well, Consultation is not deemed concluded for purposes of CEQA until the parties agree to measures to mitigate or avoid a significant effect on a tribal cultural resource, or when a party concludes, after a reasonable effort, that mutual agreement cannot be reached. (PRC §21080.3.2(b).) Any mitigation measures agreed on during the consultation process must be recommended by lead agency staff for inclusion in the environmental document and the mitigation monitoring and reporting program for the project pursuant to section 21082.3(a) of the PRC. Moreover, now that consultation has begun, as the lead agency, you may certify an EIR or adopt a mitigated negative declaration for the subject project (which may have a significant impact on a tribal cultural resource) only after consultation has concluded. (PRC §21082.3(d).)

As part of the consultation, we have requested any and all information that the lead agency may possess or has access to attain regarding the history of the subsurface soils that will be impacted as part this project's ground disturbance activities. The key information we are requesting is information about whether the "original" soils of the project location have been "removed" and "replaced" by new soils (e.g. engineered, cleaned, imported) or have the original soils just been excavated, placed onsite and then "backfilled" into the same location. If documents exists about the original soils having been removed from the project's footprint and all new construction will be within soils that do not contain the original soils, our concerns for ground disturbance activities are reduced. In the absence of documentation or if it is known the original soils are still present within the project footprint, protective measures shall be created and implemented.

Please find attached the proposed mitigation measures for the subject project. Once you have reviewed them, please provide written notification to the Tribe stating whether and to what extent you will include and require the proposed mitigations for TCR for the subject project so that we may conclude our consultation, and if you do not agree with the mitigations as proposed, so that we may continue our consultation discussions in an effort to reach an agreement.

Admin Specialist
Gabrieleno Band of Mission Indians - Kizh Nation
PO Box 393
Covina, CA 91723
Office: 844-390-0787
website: www.gabrielenoindians.org



The region where Gabrieleno culture thrived for more than eight centuries encompassed most of Los Angeles County, more than half of Orange County and portions of Riverside and San Bernardino counties. It was the labor of the Gabrieleno who built the missions, ranchos and the pueblos of Los Angeles. They were trained in the trades, and they did the construction and maintenance, as well as the farming and managing of herds of livestock. "The Gabrieleno are the ones who did all this work, and they really are the foundation of the early economy of the Los Angeles area ". "That's a contribution that Los Angeles has not recognized--the fact that in its early decades, without the Gabrieleno, the community simply would not have survived."



LOS ANGELES
CITY PLANNING

Courtney Shum

City Planner

Los Angeles City Planning

221 N. Figueroa St., Room 1350

Los Angeles, CA 90012

T: (213) 847-3682 | Planning4LA.org



E-NEWS

Date : 7/12/2017 4:09:05 PM
From : "Jonathan Chang"
To : "Andy" , "Matt Teutimez.Kizh Gabrieleno" , "Matthew Teutimez"
Cc : "William Lamborn" , "Erin Strellich"
Subject : AB 52 - City of LA - Tribal Consultation Call Follow-up

Dear Chairman Salas and Mr. Teutimez,

Thank you once again for joining our call today for AB 52 Tribal Consultation. This is a follow-up for the four Arts District Projects that were discussed during the call:

- | | |
|--|----------------|
| 1) Arts District Center (1129 E 5th St.) | - W. Lamborn |
| 2) 4th & Hewitt (940 E 4th St) | - W. Lamborn |
| 3) 6AM (640 S Alameda St) | - E. Strellich |
| 4) 670 Mesquit | - J. Chang |

The following information was provided to the City by the Tribe as Oral history of the Arts District area and in proximity, Union Station and the LA River:

- The Maungua (at Los Felix), south of Elysian (Dodger Stadium), is a major tribe/village that existed in the area. The Yangna was a prominent tribe/village that existed in the Arts District area.
- The LA River is a 'Mother' river and is a sacred river.
- The area around the Arts District had settlements/human uses that were more expansive and continuous compared to other areas of the County where uses and settlements historically tended to be more sparse and less interconnected.
- Historically, floods in the area may have resulted in the deposition of tribal cultural resources.
- Areas around the Arts District were used as trading routes. These routes in some instances made connections that would extend eastward to other states and southward to the current day ports of Los Angeles and Long Beach.
- Communal cooking was very common, using fire hearths and rocks heated to high temperatures.

The following information was provided to the City by the Tribe regarding recently uncovered discoveries in the area:

- Recently, Metro construction activities made discoveries at Patsouras Plaza at Union Station.

- Past discoveries of human remains have been memorialized on an existing plaque at Union Station.
- The archaeologist, mentioned by Mr. Teutimez, stated that fire hearths were recently uncovered at varying depths down to 40 feet, about every 4-5 feet in depth.

Arts District Center, 4th and Hewitt:

Chairman Salas and Mr. Teutimez have requested that a monitor be present during project construction.

6AM: Mr. Teutimez indicated that if records could be found that confirmed the undocumented fill existing on the site up to 6 feet in depth was imported, then they would consider “spot-checking” to be sufficient for the excavation of the artificial fill. Without such documentation, and for the native, undisturbed soil below the fill that is proposed to be excavated, they are requesting on site monitoring during the excavation phase of project development. _

670 Mesquit:

Due to proximity to LA River and depth of excavation into native soil, a Tribal cultural resources monitor has been requested.

Follow-up inquiries/requests:

1. -- Mr. Teutimez will ask the archaeologist regarding the fire hearths that were discovered for availability of evidential documentation of these finds.
2. The Chinese Historical Society (CHS) has information on burial sites in Chinatown.
-- Chairman Salas could potentially provide a contact at CHS.
3. Any supporting academic/research articles regarding the above mentioned tribal history, or archaeological evidence of recent finds in the region.

Thanks very much. We look forward to your follow-up regarding our inquiries.

Kind Regards,

Jon Chang
Planning Assistant


Department of City Planning
Major Projects
T: (213) 978-1914
200 N. Spring St., Room 750
Los Angeles, CA 90012
Jonathan.Chang@lacity.org

LEGENDARY
INVESTORS GROUP, LLC

Owner

401 S. Hewitt
Los Angeles, CA 90013

Gensler

Architect

500 S. Figueroa St
Los Angeles, CA 90071

WALTER P MOORE

Structural Engineer

707 Wilshire Blvd, Suite 2100
Los Angeles, CA 90017



Mechanical Engineer

277 S. Lake Street
Los Angeles, CA 90017



Civil Engineer

555 Flower St., Suite 4300
Los Angeles, CA 90017

ENTITLEMENT SET

SHEET INDEX

SHEET NUMBER	SHEET NAME	OF US
-----------------	------------	----------

PRES01	3D AXON	
--------	---------	--

1 - GENERAL		
G0.000	COVER	•
G0.001	PERSPECTIVE AND EYE LEVEL VIEWS	
G0.002	SHEET INDEX	•
G0.003	PROJECT INFORMATION/ ARCHITECTURAL NOTES	•
G0.004	DEVELOPMENT SUMMARY	•
G0.100	PROJECT INFORMATION/ ABBREVIATIONS/ ARCHITECTURAL SYMBOLS	•
G0.901	FLOOR AREA PLANS	•
G0.902	FLOOR AREA PLANS	•
G0.903	FLOOR AREA PLANS	•
G0.904	FLOOR AREA PLANS	•

2 - DEMOLITION		
DM0.100	DEMOLITION PLAN	•

3 - ARCHITECTURE		
A0.101	EAST ELEVATION	•
A0.102	SOUTH ELEVATION	•
A0.103	WEST ELEVATION	•
A0.104	NORTH ELEVATION	•
A1.2B1	PLAN - OVERALL - BASEMENT 1	•
A1.2B2	PLAN - OVERALL - BASEMENT 2	•
A1.2B3	PLAN - OVERALL - BASEMENT 3	•
A1.200	PLOT PLAN	•
A1.201	PLAN - OVERALL - GROUND FLOOR	•
A1.201.M	PLAN - OVERALL - GROUND FLOOR MEZZANINE	•
A1.202	PLAN - OVERALL - LEVEL 2	•
A1.203	PLAN - OVERALL - LEVEL 3	•
A1.204	PLAN - OVERALL - LEVEL 4	•
A1.205	PLAN - OVERALL - LEVEL 5	•
A1.206	PLAN - OVERALL - LEVEL 6	•
A1.206.M	PLAN - OVERALL - LEVEL 6 MEZZANINE	•
A1.207	PLAN - OVERALL - LEVEL 7	•
A1.208	PLAN - OVERALL - LEVEL 8	•
A1.209	PLAN - OVERALL - LEVEL 9	•
A1.210	PLAN - OVERALL - LEVEL 10	•
A1.211	PLAN - OVERALL - LEVEL 11	•
A1.212	PLAN - OVERALL - LEVEL 12	•
A1.213	PLAN - OVERALL - LEVEL 13	•
A1.214	PLAN - OVERALL - LEVEL 14	•
A1.215	PLAN - OVERALL - LEVEL 15	•
A1.216	PLAN - OVERALL - LEVEL 16	•
A1.217	PLAN - OVERALL - LEVEL 17	•
A1.218	PLAN - OVERALL - LEVEL 18	•
A1.219	PLAN - OVERALL - ROOF	•
A2.201	SECTION - LONGITUDINAL AT PASSAGE	•
A2.202	SECTION - TRANSVERSAL AT ELEVATOR LOBBY	•
A2.203	SECTION - LONGITUDINAL AT CORE	•

4 - LANDSCAPE		
L0.01	LANDSCAPE NOTES, SYMBOLS AND ABBREVIATIONS	•
L1.01	LANDSCAPE SITE PLAN	•
L1.02	LANDSCAPE MATERIALS & PLANTING PLAN	•
L1.03	LANDSCAPE LIGHTING PLAN	•
L2.01	SITE SECTIONS	•
L2.02	SITE ELEVATIONS	•
L3.01	SITE SECTIONS	•
L4.01	COURTYARD PLAN ENLARGEMENT	•
L4.02	AMENITY LEVEL PLANTING	•
L4.03	AMENITY LEVEL PLANTING	•
L5.01	REFER TO DETAIL FOR SCALE	•
L5.02	REFER TO DETAIL FOR SCALE	•



401 S. Hewitt, Los Angeles, CA 90013

Gensler

500 South Figueroa Street
Los Angeles, California 90071
United States

Tel 213.327.3600
Fax 213.327.3601

WALTER P MOORE

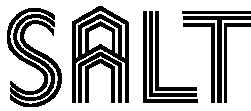
707 Wilshire Blvd., Suite 2100
Los Angeles, CA 90017
Tel 213.292.6500
Fax 213.292.6600



277 S. Lake Street
Burbank, CA 91502
Tel 818.508.6300
Fax 818.508.7050



555 Flower St., Suite 4300
Los Angeles, CA 90071
Tel 213.223.1400



423 Gin Ling Way
Los Angeles, CA 90012
Tel 213.234.0057

△	Date	Description
6	05/31/2019	ENTITLEMENT SET
7	10/02/2019	ENTITLEMENT SET
8	10/22/2021	ENTITLEMENT SET RESUBMITTAL

Seal / Signature

NOT FOR
CONSTRUCTION

Project Name

401 S Hewitt

Project Number

05.1291.000

Description

SHEET INDEX

Scale

G0.002

GENERAL NOTES

- CONTRACTOR TO COMPLY WITH CODES, LAWS, ORDINANCES, RULES, AND REGULATIONS OF PUBLIC AUTHORITIES GOVERNING THE WORK.
- CONTRACTOR TO OBTAIN AND PAY FOR PERMITS AND INSPECTIONS REQUIRED BY PUBLIC AUTHORITIES GOVERNING THE WORK.
- CONTRACTOR TO REVIEW DOCUMENTS, VERIFY DIMENSIONS AND FIELD CONDITIONS AND CONFIRM THAT WORK IS BUILDABLE AS SHOWN, REPORT ANY CONFLICTS OR OMISSIONS TO THE ARCHITECT FOR CLARIFICATION PRIOR TO PERFORMING ANY WORK IN QUESTION.
- FOR SUBSTITUTIONS REFER TO SPECIFICATIONS.
- CONTRACTOR TO COORDINATE WORK WITH THE LANDLORD, INCLUDING SCHEDULING TIME AND LOCATIONS FOR DELIVERIES, BUILDING ACCESS, USE OF BUILDING SERVICES AND FACILITIES, AND USE OF ELEVATORS. COORDINATE WORK WITH OTHER CONTRACTS. MINIMIZE DISTURBANCE OF BUILDING FUNCTIONS AND OCCUPANTS, INCLUDING TRASH REMOVAL ACCESS.
- WORK NOTED "BY OTHERS" OR "NIC" IS UNDER SEPARATE CONTRACT.
- CONTRACTOR TO COORDINATE TELECOMMUNICATIONS, DATA AND SECURITY SYSTEM INSTALLATIONS.
- CONTRACTOR TO MAINTAIN EXITS, EXIT LIGHTING, FIRE PROTECTIVE DEVICES, AND ALARMS IN CONFORMANCE WITH CODES AND ORDINANCES.
- CONTRACTOR TO PROTECT AREA OF WORK AND ADJACENT AREAS FROM DAMAGE. G.C. TO COORDINATE TRASH ACCESS.
- CONTRACTOR TO MAINTAIN WORK AREAS SECURE AND LOCKABLE DURING CONSTRUCTION. COORDINATE WITH COUNTY TO PROVIDE SECURITY.
- DO NOT SCALE DRAWINGS. DIMENSIONS SHALL TAKE PRECEDENCE OVER SCALES SHOWN ON DRAWINGS. GENERAL CONTRACTOR SHALL VERIFY ALL DIMENSIONS, GRADES AND CONDITIONS AT SITE PRIOR TO COMMENCING THE WORK, AND REPORT ANY DISCREPANCIES TO THE CONSTRUCTION MANAGER IN WRITING. DIMENSIONS ARE FROM FINISH FACE TO FINISH FACE, UNLESS OTHERWISE NOTED. MAINTAIN DIMENSIONS MARKED "CLEAR". ALLOW FOR THICKNESS OF FINISHES.
- WHERE EXISTING ACCESS PANELS CONFLICT WITH CONSTRUCTION, CONTRACTOR TO RELOCATE PANELS TO ALIGN WITH AND FIT WITHIN NEW CONSTRUCTION.
- CEILING HEIGHT DIMENSIONS ARE FROM FINISH FLOOR TO FINISHED SURFACES.
- CONTRACTOR TO COORDINATE AND PROVIDE BACKING FOR MILLWORK AND ITEMS ATTACHED OR MOUNTED TO WALLS OR CEILINGS.
- FIRE PROTECTION EQUIPMENT AND SERVICE ACCESS MUST BE PROVIDED DURING THE CONSTRUCTION PERIOD AS REQUIRED BY THE COUNTY.
- CONTRACTOR SHALL PROVIDE TEMPORARY EXIT SIGNS TO ASSURE A MEANS OF EGRESS DURING CONSTRUCTION.
- WHERE A TYPICAL CONDITION IS DETAILED, IT SHALL BE UNDERSTOOD THAT ALL LIKE OR SIMILAR CONDITIONS ARE THE SAME UNLESS SPECIFICALLY NOTED OR DETAILED OTHERWISE.
- GENERAL CONTRACTOR SHALL COORDINATE SITE PLUMBING, DRAINAGE, ELECTRICAL, TELEPHONE WORK AND EXISTING UTILITIES TO PROVIDE A COMPLETE OPERATING SYSTEM.
- EXCEPT WHERE SHOWN IN DIMENSIONAL DETAIL, THE LOCATIONS OF PLUMBING, MECHANICAL EQUIPMENT, DUCTS, PIPING, AND FITTING ARE ONLY APPROXIMATE. THE EXACT LOCATIONS SHALL BE DETERMINED BY THE CONTRACTOR, SUBJECT TO APPROVAL BY THE ARCHITECT.
- CONTRACTOR SHALL VERIFY SIZES AND LOCATIONS OF ALL MECHANICAL EQUIPMENT PADS AND BASES AS WELL AS POWER AND WATER OR DRAIN INSTALLATIONS WITH EQUIPMENT MANUFACTURERS BEFORE PROCEEDING WITH THE WORK. CHANGES TO ACCOMMODATE FIELD CONDITIONS OR SUBSTITUTIONS SHALL BE MADE AT NO ADDITIONAL COST.
- CONTRACTOR SHALL PROVIDE AND INSTALL ALL STIFFENERS, BRACING, BLOCKING, BACK-UP PLATES AND SUPPORTING BRACKETS REQUIRED FOR THE INSTALLATION OF ALL CASEWORK, TOILET ROOM ACCESSORIES, FIXTURES AND PARTITIONS AND ALL WALL MOUNTED OR SUSPENDED MECHANICAL, ELECTRICAL OR MISCELLANEOUS EQUIPMENT AND FURNISHINGS.
- EGRESS STAIR SHAFTS SHALL BE AIRTIGHT AND SEALED.
- MECHANICAL SUPPLY AND RETURN AIR SHAFTS SHALL BE AIRTIGHT AND SEALED.
- ALL WORK PERFORMED SHALL COMPLY WITH THE CONTRACT DOCUMENTS, DRAWINGS AND SPECIFICATIONS, INCLUDING THESE GENERAL NOTES. THE CONTRACTOR SHALL COORDINATE THE INTENT OF THE GENERAL NOTES WITH ALL TRADES.
- THE ORGANIZATION OF THE DRAWINGS AND SPECIFICATIONS SHALL NOT CONTROL THE CONTRACTOR IN DIVIDING THE WORK AMONG SUBCONTRACTORS OR IN ESTABLISHING THE EXTENT OF WORK TO BE PERFORMED BY ANY TRADE.
- ALL MATERIALS AND WORKMANSHIP SHALL CONFORM TO THE DRAWINGS AND SPECIFICATIONS. IF CONFLICT IS FOUND BETWEEN DRAWINGS, GENERAL NOTES AND SPECIFICATIONS, CONSULT THE ARCHITECT FOR CLARIFICATION BEFORE PROCEEDING WITH THE WORK.
- NO DEVIATION FROM CONTRACT DRAWINGS AND SPECIFICATIONS SHALL BE MADE WITHOUT WRITTEN APPROVAL OF THE ENGINEER.
- THE STRUCTURAL, MECHANICAL AND ELECTRICAL DRAWINGS ARE SUPPLEMENTARY TO THE ARCHITECTURAL DRAWINGS. IT SHALL BE THE RESPONSIBILITY OF THE CONTRACTOR TO CHECK WITH THE ARCHITECTURAL DRAWINGS BEFORE THE INSTALLATION OF STRUCTURAL, MECHANICAL AND ELECTRICAL WORK. SHOULD THERE BE A DISCREPANCY BETWEEN THE ARCHITECTURAL DRAWINGS AND THE CONSULTING ENGINEERS' DRAWINGS THAT WOULD CAUSE AN AWKWARD INSTALLATION, IT SHALL BE BROUGHT TO THE ENGINEER'S ATTENTION FOR CLARIFICATION PRIOR TO INSTALLATION OF SAID WORK. ANY WORK INSTALLED IN CONFLICT WITH THE ARCHITECTURAL DRAWINGS SHALL BE CORRECTED BY THE CONTRACTOR AT NO ADDITIONAL COST.
- PROVIDE EXIT SIGN WITH 6" LETTERS OVER REQUIRED EXITS, WHERE SHOWN ON DRAWINGS, AND ADDITIONAL SIGNS AS REQUIRED BY BUILDING DEPARTMENT INSPECTOR OR FIRE DEPARTMENT FIELD INSPECTOR. COMPLY WITH BUILDING CODES.
- PROVIDE EMERGENCY LIGHTING OF MIN. ONE FOOT-CANDLE AT ALL FLOOR LEVELS TO COMPLY WITH BUILDING CODES.
- DOORS OPENING INTO REQUIRED 1-HOUR, FIRE-RESISTIVE CORRIDORS SHALL BE PROTECTED WITH A SMOKE OR DRAFT STOP ASSEMBLY HAVING A 20-MINUTE RATING AND SHALL BE SELF-CLOSING.
- 20-MINUTE DOOR JAMBS TO BE TIGHT-FITTING, SMOKE AND DRAFT CONTROLLED.
- EXIT DOORS SHALL SWING IN THE DIRECTION OF SMOKE WHEN SERVING 50 OR MORE PERSONS AND IN ANY HAZARDOUS AREA.
- EVERY EXIT DOOR SHALL BE OPERABLE FROM THE EGRESS SIDE WITHOUT THE USE OF A KEY OR ANY SPECIAL KNOWLEDGE OR EFFORT. SPECIAL LOCKING DEVICES SHALL BE OF AN APPROVED TYPE. ALL NEW DOORS SHALL HAVE APPROVED LEVER HANDLES.
- MAINTAIN AISLES AT LEAST 44" WIDE AT PUBLIC AREAS.
- INTERIOR WALL AND CEILING FINISHES FOR EXIT CORRIDOR SHALL NOT EXCEED AN END POINT FLAME SPREAD RATING: A. CLASS I, FLAME SPREAD 0-25, SMOKE DENSITY 150, FOR MATERIALS INSTALLED IN VERTICAL EXITS. B. CLASS II, FLAME SPREAD 26-75, SMOKE DENSITY300, FOR MATERIALS INSTALLED IN HORIZONTAL EXITS. C. CLASS III, FLAME SPREAD 76-200, SMOKE DENSITY 450, FOR MATERIALS INSTALLED IN ANY OTHER LOCATION.
- PROVIDE FIRE DAMPERS OR DOORS WHERE AIR DUCTS PENETRATE FIRE-RATED WALLS OR CEILINGS.
- WOOD BLOCKING SHALL BE FIRE TREATED IN ACCORDANCE WITH APPLICABLE CODE REQUIREMENTS.
- IF THE SPACE ABOVE THE SUSPENDED CEILING IS USED AS A RETURN AIR PLENUM, THEN ALL EQUIPMENT AND WIRING/COMMUNICATION, POWER ETC) SHALL BE LISTED FOR INSTALLATION IN A PLENUM.
- ALL FLEXIBLE AIRDUCTS, IF USED, SHALL MEET THE REQUIREMENTS OF NFPA 90A, 2-3-2 IN CONSTRUCTION AND INSTALLATION.
- DECORATIONS (CURTAINS, DRAPES, SHADES, HANGINGS, ETC.) SHALL BE NON-COMBUSTIBLE OR BE FLAMEPROOFED IN AN APPROVED MANNER.
- GC TO PROVIDE MOCK-UPS ON SITE OF THE FOLLOWING FOR CLIENT/ARCHITECT APPROVAL PRIOR TO INSTALLATION/BUILD: FINISHED CONCRETE FLOOR WITH 3 VARIETIES OF SHEEN, PAINTED EXPOSED SPANDREL FRAMING/INSULATION ABOVE WINDOW HEAD/BELOW FLOOR SLAB (6" WIDE).
- GC TO PROVIDE THE FOLLOWING "ATTIC STOCK" TO CLIENT FOR CLIENT STORAGE: CARPET, CEILING TILE, WALL/FLOOR TILE, AND PAINT. THE QUANTITIES TO BE A SINGLE BOX OR CAN OF EACH TYPE.
- TABLE 601 FIRE-RESISTANCE RATING REQUIREMENTS FOR BUILDING ELEMENTS (HOURS)

FIRE NOTES

- ADDRESS NOTES: APPROVED ADDRESS NUMBERS, BUILDING NUMBERS OR APPROVED BUILDING IDENTIFICATION SHALL BE PLACED IN A POSITION THAT IS PLAINLY LEGIBLE AND VISIBLE FROM THE STREET, ROAD, ALLEY AND WALKWAYS GIVING ACCESS TO AND WITHIN THE PROPERTY. THESE NUMBERS SHALL CONTRAST WITH THEIR BACKGROUND. ADDRESS NUMBERS SHALL BE ARABIC NUMERALS OR ALPHABET LETTERS. NUMBERS SHALL BE A MINIMUM OF 4 INCHES (102MM) HIGH WITH A MINIMUM STROKE WIDTH OF 0.5 INCH (12.7 MM) AND SHALL BE ILLUMINATED IN AN APPROVED MANNER (IF NUMBERS ARE ON THE EXTERIOR), NUMBER HEIGHT AND STROKE WIDTH SHALL BE INCREASED AS NEEDED FOR LEGIBILITY BASED ON VISIBILITY DISTANCE.
- KNOX BOX: MOUNTING HEIGHT FOR THE KNOX BOX AND/OR KEY SWITCH SHALL NOT EXCEED 6' ABOVE THE GROUND LEVEL/FINISHED FLOOR. PROVIDE (3) SETS OF KEYS (WITH PERMANENT ENGRAVED IDENTIFICATION) FOR ALL EXTERIOR DOORS, GATES, FIRE ALARM PANEL, AND OTHERS AS DIRECTED BY THE FIRE INSPECTOR.
- FIRE EXTINGUISHERS: PROVIDE A FIRE EXTINGUISHER (MIN. 2A-10BC) WITHIN A RECESSED OR SEMI-RECESSED CABINET WITHIN 75 FEET OF TRAVEL DISTANCE FROM ALL POINTS IN THE OCCUPANCY; THE EXTINGUISHER SHALL BE MOUNTED ON A HOOK WITHIN THE CABINET (ELEVATED OFF THE CABINET FLOOR); THE TOP OF THE EXTINGUISHER SHALL BE NO HIGHER THAN 48 INCHES ABOVE THE FLOOR; EXTINGUISHER SHALL BE PLACED IN EASILY ACCESSIBLE LOCATIONS WHERE THEY WILL BE READILY ACCESSIBLE AND IMMEDIATELY AVAILABLE FOR USE. AND ADDITIONAL EXTINGUISHERS AS REQUIRED BY FIRE DEPARTMENT FIELD INSPECTOR OR BUILDING DEPARTMENT INSPECTOR.
- FIRE SPRINKLERS:
i. EXISTING SYSTEM: FOR TENANT IMPROVEMENT PROJECTS, EXTEND/MODIFY THE EXISTING BUILDING'S AUTOMATIC FIRE SPRINKLER SYSTEM TO PROVIDE COMPLETE SPRINKLER PROTECTION THROUGHOUT THE ADDITION OR REMODELED AREA OF WORK. ALTERATIONS TO THE FIRE SPRINKLER SYSTEM SHALL BE APPROVED UNDER A SEPARATE PERMIT. PLANS AND PERMIT APPLICATION SHALL BE SUBMITTED WITHIN 30 DAYS OF ISSUANCE OF THE BUILDING PERMIT.
ii. NEW SYSTEM: A COMPLETE AUTOMATIC FIRE SPRINKLER SYSTEM SHALL BE INSTALLED THROUGHOUT THE STRUCTURE IN ACCORDANCE WITH THE RECOMMENDATIONS OF NFPA 13 AND THE REQUIREMENTS OF THE LOCAL FIRE DEPARTMENT. PLANS AND PERMIT APPLICATION SHALL BE SUBMITTED WITHIN 30 DAYS OF ISSUANCE OF THE BUILDING PERMIT. RISER AND ALL SPRINKLER PIPING SHALL BE CONCEALED; NO EXPOSED PIPING ON EXTERIOR PERMITTED. QUICK RESPONSE SPRINKLER HEADS ARE REQUIRED THROUGHOUT THE STRUCTURE UNLESS CONTRA-INDICATED. FLAT CONCEALED SPRINKLER FIRE ALARM:
i. EXISTING SYSTEMS: EXTEND/MODIFY THE EXISTING BUILDING'S FIRE ALARM SYSTEM TO PROVIDE COMPLETE PROTECTION THROUGHOUT THE ADDITION OR REMODELED AREA OF WORK. ALTERATIONS TO THE FIRE ALARM SYSTEM SHALL BE APPROVED UNDER A SEPARATE PERMIT. FIRE ALARM PLANS SHALL BE SUBMITTED WITHIN 30 DAYS OF ISSUANCE IN THE BUILDING PERMIT BY THE CONTRACTOR IN POSSESSION OF THE U.L. CERTIFICATE FOR THE BUILDING.
ii. NEW SYSTEMS: PROVIDE A FIRE ALARM SYSTEM CAPABLE OF NOTIFYING THE OCCUPANTS, AUDIBLY AND VISUALLY, UPON ACTIVATION OF THE AUTOMATIC FIRE SPRINKLER SYSTEM. THE FIRE ALARM SYSTEM SHALL BE INSTALLED BY A U.L. LISTED FIRE ALARM INSTALLATION COMPANY. UPON COMPLETION OF THE INSTALLATION, A SERIALIZED CERTIFICATE SHALL BE ISSUED IN ACCORDANCE WITH THE LISTING AGREEMENT BETWEEN THE INSTALLER AND UNDERWRITER LABORATORIES. PLANS AND PERMIT APPLICATION SHALL BE SUBMITTED WITHIN 30 DAYS OF ISSUANCE OF THE BUILDING PERMIT. WORK ON THE FIRE ALARM SYSTEM SHALL BE DONE ONLY BY A QUALIFIED U.L. LISTED FIRE ALARM CONTRACTOR WHO WILL PROVIDE THE FIRE DEPARTMENT WITH A COPY OF A U.L. CERTIFICATE CERTIFYING PROPER INSTALLATION OF THE SYSTEM AND MINIMUM ONE (1) YEAR TESTING AND MAINTENANCE AGREEMENT PRIOR TO FINAL INSPECTION. SUCH SYSTEM SHALL BE MONITORED BY A U.L. LISTED CENTRAL STATION IF THE FIRE SPRINKLER SYSTEM HAS GREATER THAN 100 SPRINKLER HEADS.
- EMERGENCY LIGHTING: EMERGENCY LIGHTING SHALL COMPLY WITH THE PROVISIONS OF: CBC 1006; THE MEANS OF EGRESS ILLUMINATION SHALL NOT BE LESS THAN (1) FOOTCANDLE AT THE WALKING SURFACE LEVEL. IN THE EVENT OF POWER SUPPLY FAILURE, AN EMERGENCY ELECTRICAL SYSTEM SHALL AUTOMATICALLY ILLUMINATE ALL AREAS PER CODE.
- EXIT SIGNS: EXIT SIGNS SHALL BE READILY VISIBLE FROM ANY DIRECTION OF EGRESS TRAVEL. EXIT SIGNS SHALL COMPLY WITH PROVISIONS OF THE CBC 1011 AND BE ILLUMINATED AT ALL TIMES.
- DOOR OPERATIONS: ALL EXIT DOORS SHALL BE OPENABLE FROM THE INSIDE WITHOUT A KEY, SPECIAL KNOWLEDGE, OR EFFORT. THE UNLATCHING OF ANY EXIT DOOR SHALL NOT REQUIRE MORE THAN ONE OPERATION.
- LOOKS AND LATOCHES: THE LOCKING DEVICE FOR THE MAIN EXTERIOR EXIT DOOR(S) SHALL BE READILY DISTINGUISHABLE AS LOCKED. DOOR SHALL ALSO HAVE A VISIBLE DURABLE SIGN STATING THIS DOOR TO REMAIN UNLOCKED WHEN BUILDING IS OCCUPIED; THE SIGN SHALL BE IN LETTERS ONE INCH HIGH ON CONTRASTING BACKGROUND (ABOVE THE DOOR); POSTED ON THE EGRESS SIDE OR ADJACENT TO THE DOOR.
- PRIOR TO FINAL INSPECTION, THE FOLLOWING ANNUAL PERMITS MAY BE REQUIRED FROM THE FIRE DEPARTMENT:
i. INDUSTRIAL WASTE
ii. ASSEMBLY
iii. HAZARDOUS MATERIALS
iv. OTHER
- REQUIRED FIRE DEPARTMENT INSPECTIONS:
OVERHEAD SPRINKLER ROUGH INSPECTION (PRIOR TO COVERING ANY PIPING)
FIRE ALARM ROUGH INSPECTION (PRIOR TO COVERING ANY WIRING/CONDUIT)
SPRINKLER FINAL
FIRE ALARM FINAL
ASSEMBLY
INDUSTRIAL WASTE FINAL
HAZARDOUS MATERIALS FINAL
OTHER

FIRE PREVENTION FINAL; CONTRACTOR MUST REQUEST A SEPARATE INSPECTION. INSPECTION INCLUDES, BUT IS NOT LIMITED TO: FIRE EXTINGUISHERS; SIGNAGE; DOOR HARDWARE AND MEANS OF EGRESS; EMERGENCY/EXIT LIGHTING, ETC.

PUBLIC WORKS NOTES

- NO WORK SHALL BE DONE WITHIN THE PUBLIC RIGHT-OF-WAY WITHOUT THE PRIOR APPROVAL AND PERMIT FROM THE DEPARTMENT OF PUBLIC WORKS.
- OWNER IS RESPONSIBLE FOR REPAIR OF ALL DAMAGE TO OFFSITE IMPROVEMENTS CAUSED BY CONSTRUCTION. CALL PUBLIC WORKS INSPECTOR FOR INSPECTION OF OFFSITE IMPROVEMENTS AT SUBSTANTIAL COMPLETION OF ONSITE WORK.
- ALL LABOR, EQUIPMENT AND MATERIAL REQUIRED FOR OFF-SITE IMPROVEMENTS ARE THE RESPONSIBILITY OF THE DEVELOPER.
- OWNER/CONTRACTOR SHALL COMPLY WITH THE UTILITY DIVISION CROSS CONNECTION GUIDELINES. PRIOR TO ISSUANCE OF CERTIFICATE OF OCCUPANCY, CROSS CONNECTION CONTROL INSPECTION MUST BE COMPLETED.
- PRIOR TO INSTALLATION OF ANY CROSS-CONNECTION DEVICE, PLEASE CONTACT THE CITY'S CROSS-CONNECTION INSPECTOR .

AQMD NOTES

- AQMD (AIR QUALITY MANAGEMENT DISTRICT) NOTIFICATION IS REQUIRED FOR PROJECTS INVOLVING DEMOLITION ACTIVITY WHERE ASBESTOS CONTAINING MATERIAL IS PRESENT. FOR MORE INFORMATION CONTACT AQMD at (909) 396-2336 OR SEARCH www.aqmd.gov.
- COPIES OF NOTIFICATION TO AQMD SHALL BE PROVIDED TO BUILDING AND SAFETY PRIOR TO THE REMOVAL OF ANY ASBESTOS CONTAINING MATERIAL, PER AQMD RULE 1403.

POWER & COMMUNICATIONS NOTES

- PRIOR TO CORING SLAB, REVIEW LOCATIONS WITH ARCHITECT AND COORDINATE LOCATIONS WITH OWNER.
- COORDINATE INSTALLATION OF TELECOMMUNICATIONS, DATA AND SECURITY SYSTEMS.
- VERIFY EQUIPMENT SPECIFICATIONS, POWER AND INSTALLATION REQUIREMENTS WITH MANUFACTURER TO ENSURE PROPER FIT AND FUNCTION.
- VERIFY MOUNTING REQUIREMENTS OF ELECTRICAL, TELEPHONE AND OTHER EQUIPMENT.
- GANG ADJACENT LIGHT SWITCHES AND COVER WITH A SINGLE PLATE.
- INDICATED DIMENSIONS ARE TO THE CENTER LINE OF OUTLET OR SWITCH, OR CLUSTER OF OUTLETS OR SWITCHES, UNLESS OTHERWISE NOTED.
- INSTALL OUTLETS ON OPPOSITE SIDES OF PARTITIONS IN SEPARATE STUD CAVITIES. DO NOT INSTALL BACK-TO-BACK.
- PROVIDE MATCHING COVER PLATES, RECEPTACLES AND RELATED ITEMS. PROVIDE ONE-PIECE TYPE GANG COVER PLATES, UNLESS OTHERWISE NOTED. COLOR TO BE WHITE, UNLESS OTHERWISE NOTED.
- IDENTIFY DEDICATED OR ISOLATED GROUND ELECTRICAL OUTLETS WITH A RED DOT.

PUBLIC WORKS NOTES

- NO WORK SHALL BE DONE WITHIN THE PUBLIC RIGHT-OF-WAY WITHOUT THE PRIOR APPROVAL AND PERMIT FROM THE DEPARTMENT OF PUBLIC WORKS.
- OWNER IS RESPONSIBLE FOR REPAIR OF ALL DAMAGE TO OFFSITE IMPROVEMENTS CAUSED BY CONSTRUCTION. CALL PUBLIC WORKS INSPECTOR FOR INSPECTION OF OFFSITE IMPROVEMENTS AT SUBSTANTIAL COMPLETION OF ONSITE WORK.
- ALL LABOR, EQUIPMENT AND MATERIAL REQUIRED FOR OFF-SITE IMPROVEMENTS ARE THE RESPONSIBILITY OF THE DEVELOPER.
- OWNER/CONTRACTOR SHALL COMPLY WITH THE UTILITY DIVISION CROSS CONNECTION GUIDELINES. PRIOR TO ISSUANCE OF CERTIFICATE OF OCCUPANCY, CROSS CONNECTION CONTROL INSPECTION MUST BE COMPLETED.
- PRIOR TO INSTALLATION OF ANY CROSS-CONNECTION DEVICE, PLEASE CONTACT THE CITY'S CROSS-CONNECTION INSPECTOR .

CAL GREEN NOTES

- CONSTRUCTION WASTE DIVERSION SHALL COMPLY WITH CALIFORNIA GREEN BUILDING CODE 5.408.1. ESTABLISH A CONSTRUCTION WASTE MANAGEMENT PLAN FOR THE DIVERSED MATERIALS, OR MEET LOCAL CONSTRUCTION AND DEMOLITION WASTE MANAGEMENT ORDINANCE, WHICHEVER IS MORE STRINGENT.
- CONSTRUCTION WASTE REDUCTION OF AT LEAST 50 PERCENT PER CALIFORNIA GREEN BUILDING CODE 5.408.3. RECYCLE AND/OR SALVAGE FOR REUSE A MINIMUM OF 50 PERCENT OF THE NON-HAZARDOUS CONSTRUCTION AND DEMOLITION DEBRIS, OR MEET A LOCAL CONSTRUCTION AND DEMOLITION WASTE MANAGEMENT ORDINANCE, WHICHEVER IS MORE STRINGENT. CALCULATE THE AMOUNT OF MATERIALS DIVERTED BY WEIGHT OR VOLUME, BUT NOT BY BOTH.
- ARCHITECTURAL PAINTS AND COATINGS, ADHESIVES, CAULKS AND SEALANTS SHALL COMPLY WITH THE VOLATILE ORGANIC COMPOUND (VOC) LIMITS. (5.504.4.15.504.4.3, 10.504.4.1-10.504.4.3)
- THE VOC CONTENT VERIFICATION CHECKLIST, FORM GRN 2, SHALL BE COMPLETED AND VERIFIED PRIOR TO FINAL INSPECTION APPROVAL. THE MANUFACTURERS SPECIFICATIONS SHOWING VOC CONTENT FOR ALL APPLICABLE PRODUCTS SHALL BE READILY AVAILABLE AT THE JOB SITE AND BE PROVIDED TO THE FIELD INSPECTOR FOR VERIFICATION.
- ALL NEW CARPET INSTALLED IN THE BUILDING INTERIOR SHALL MEET THE TESTING AND PRODUCT REQUIREMENTS OF ONE OF THE FOLLOWING: A. CARPET AND RUG INSTITUTE'S GREEN LABEL PLUS PROGRAM; B. CALIFORNIA DEPARTMENT OF PUBLIC HEALTH STANDARD PRACTICE FOR THE TESTING OF VOCs (SPECIFICATION 01350); C. NSF/ANSI 140 AT THE GOLD LEVEL; OR D. SCIENTIFIC CERTIFICATIONS SYSTEMS INDOOR ADVANTAGE™ GOLD (5.504.4.4, 10.504.4.4)
- ALL NEW CARPET CUSHION INSTALLED IN THE BUILDING INTERIOR SHALL MEET THE REQUIREMENTS OF THE CARPET AND RUG INSTITUTE GREEN LABEL PROGRAM.(5.504.4.4.1, 10.504.4.4.1)
- NEW HARDWOOD, PLYWOOD, PARTICLE BOARD, AND MEDIUM DENSITY FIBERBOARD COMPOSITE WOOD PRODUCTS USED IN THE INTERIOR OR EXTERIOR OF THE BUILDING SHALL MEET THE FORMALDEHYDE LIMITS. (5.504.4.5, 10.504.4.5)
- 50% OF THE TOTAL AREA RECEIVING RESILIENT FLOORING SHALL COMPLY WITH THE VOC LIMITS OR BE CERTIFIED UNDER THE RESILIENT FLOOR COVERING INSTITUTE (RFCI) FLOORSCORE PROGRAM. (5.504.4.6, 10.504.4.6)
- THE FORMALDEHYDE EMISSIONS VERIFICATION CHECKLIST FORM GRN 3, SHALL BE COMPLETED PRIOR TO FINAL INSPECTION APPROVAL. THE MANUFACTURERS SPECIFICATIONS SHOWING FORMALDEHYDE CONTENT FOR ALL APPLICABLE PRODUCTS SHALL BE READILY AVAILABLE AT THE JOB SITE AND BE PROVIDED TO THE FIELD INSPECTOR FOR VERIFICATION.
- 50% OF THE TOTAL AREA RECEIVING RESILIENT FLOORING SHALL COMPLY WITH THE VOC LIMITS OR BE CERTIFIED UNDER THE RESILIENT FLOOR COVERING INSTITUTE (RFCI) FLOOR SCORE PROGRAM.(5.504.4.6, 10.504.7)
- DESIGNATED OUTDOOR SMOKING AREA SHALL BE AT LEAST 25 FEET FROM AN OUTDOOR AIR INTAKE OR OPERABLE WINDOW(S). (5.504.7, 10.504.7)
- ALL ELECTRICAL, MECHANICAL, AND PLUMBING FIXTURES BY CALIFORNIA ENERGY COMMISSION
- ALL DUCT AND OTHER RELATED AIR DISTRIBUTION COMPONENT OPENING SHALL BE COVERED WITH TAPE, PLASTIC OR SHEET METAL UNTIL THE FINAL STARTUP OF THE HEATING, COOLING AND VENTILATING EQUIPMENT
- AN AIR FILTER WITH A MIN. EFFICIENCY REPORTING VALUE(MERV) OF 8 OR HIGHER SHALL BE INSTALLED IN NEW MECHANICAL SYSTEM FOR OUTSIDE AND RETURN AND PRIOR TO OCCUPANCY
- THE HVAC, REFRIGERATION AND FIRE SUPPRESSION EQUIPMENT SHALL NOT CONTAIN CFC OR HALONS.

DEMOLITION NOTES

- COPIES OF NOTIFICATION TO AQMD SHALL BE PROVIDED TO BUILDING AND SAFETY PRIOR TO THE REMOVAL OF ANY ASBESTOS CONTAINING MATERIAL, PER AQMD RULE 1403.
- COMPLY WITH APPLICABLE LOCAL, STATE AND FEDERAL CODES AND REGULATIONS PERTAINING TO SAFETY OF PERSONS, PROPERTY AND ENVIRONMENTAL PROTECTION.
- PROVIDE AND MAINTAIN BARRICADES, LIGHTING, AND GUARDRAILS AS REQUIRED BY APPLICABLE CODES AND REGULATIONS TO PROTECT OCCUPANTS OF BUILDING AND WORKERS.
- ERECT AND MAINTAIN DUSTPROOF PARTITIONS AS REQUIRED TO PREVENT SPREAD OF DUST, FUMES, AND SMOKE, ETC. TO OTHER PARTS OF THE BUILDING. ON COMPLETION, REMOVE PARTITIONS AND REPAIR DAMAGED SURFACES TO MATCH ADJACENT SURFACES.
- IF DEMOLITION IS PERFORMED IN EXCESS OF THAT REQUIRED, RESTORE EFFECTED AREAS AT NO COST TO THE OWNER/CLIENT.
- REMOVE FROM SITE DAILY AND LEGALLY DISPOSE OF REFUSE, DEBRIS, RUBBISH, AND OTHER MATERIALS RESULTING FROM DEMOLITION OPERATIONS.
- REMOVE DESIGNATED PARTITIONS, COMPONENTS, BUILDING EQUIPMENT, AND FIXTURES AS REQUIRED FOR NEW WORK.
- REMOVE ABANDONED HVAC EQUIPMENT, INCLUDING DUCT WORK.
- REMOVE ABANDONED ELECTRICAL, TELEPHONE AND DATA CABLING AND DEVICES, UNLESS OTHERWISE NOTED.
- REMOVE EXISTING FLOOR FINISHES AND PREPARE SUBFLOOR AS REQUIRED FOR NEW FLOOR FINISHES.

FINISH NOTES

- ENSURE SURFACES TO RECEIVE FINISHES ARE CLEAN, TRUE, AND FREE OF IRREGULARITIES. DO NOT PROCEED WITH WORK UNTIL UNSATISFACTORY CONDITIONS HAVE BEEN CORRECTED.
- REPAIR EXISTING SURFACES TO REMAIN AS REQUIRED FOR APPLICATION OF NEW FINISHES.

REFLECTED CEILING NOTES

- DESIGN SUSPENDED CEILING FRAMING SYSTEMS TO RESIST A LATERAL FORCE OF 20 % OF THE WEIGHT OF THE CEILING ASSEMBLY AND ANY LOADS TRIBUTARY TO THE SYSTEM. USE A MINIMUM CEILING WEIGHT OF 5 POUNDS PER SQUARE FOOT TO DETERMINE THE LATERAL FORCE.
- WHERE CEILING LOADS DO NOT EXCEED 5 POUNDS PER SQUARE FOOT AND WHERE PARTITIONS ARE NOT CONNECTED TO THE CEILING SYSTEM, THE FOLLOWING BRACING METHODS MAY BE EMPLOYED:
2.1. PROVIDE LATERAL SUPPORT BY FOUR WIRES OF MINIMUM NO. 12 GAUGE SPLAYED IN FOUR DIRECTIONS 90 DEGREES APART, AND CONNECTED TO THE MAIN RUNNER WITHIN 2' OF THE CROSS RUNNER AND TO THE STRUCTURE ABOVE AT AN ANGLE NOT EXCEEDING 45 DEGREES FROM THE PLANE OF THE CEILING. PROVIDE THESE LATERAL SUPPORT POINTS 12 FEET ON CENTER IN EACH DIRECTION, WITH THE FIRST POINT WITHIN 4' FROM EACH WALL.
2.2. ALLOW FOR LATERAL MOVEMENT OF THE SYSTEM. ATTACH MAIN RUNNERS AND CROSS RUNNERS AT TWO ADJACENT WALLS; MAINTAIN CLEARANCE BETWEEN THE WALL AND THE RUNNERS AT THE OTHER TWO WALLS.
2.3. PROVIDE VERTICAL SUPPORT AS REQUIRED IN BUILDING CODES. IN ADDITION, VERTICALLY SUPPORT ENDS OF RUNNERS WITHIN 8' OF DISCONTINUITIES SUCH AS MAY OCCUR WHERE THE CEILING IS INTERRUPTED BY A WALL.
2.4. SUPPORT LIGHT FIXTURES AND AIR DIFFUSERS DIRECTLY BY WIRES TO THE STRUCTURE ABOVE.
- LOCATE REGISTERS AND LIGHTING FIXTURES WITHIN GRID LINES. CENTER SPRINKLER HEADS, SPEAKERS, RECESSED FIXTURES, AND SIMILAR CEILING ELEMENTS IN ACOUSTICAL UNITS, UNLESS OTHERWISE NOTED.
- FINISH HVAC DIFFUSERS, DRAPERY POCKETS, AND SPEAKER GRILLES TO MATCH ADJACENT FINISH, UNLESS OTHERWISE NOTED.
- CEILING BRACING SHALL BE PROVIDED BY 4 #12 GAUGE WIRES, SECURED TO THE MAIN RUNNER WITHIN 2' OF THE CROSS RUNNER INTERSECTION AND SPLAYED 90 DEGREES FROM EACH OTHER AT AN ANGLE NOT EXCEEDING 45 DEGREES FROM THE PLANE OF THE CEILING. THE HORIZONTAL RESTRAINT POINTS SHALL BE PLACED 12' O.C. IN BOTH DIRECTIONS WITH THE FIRST JOINT WITHIN 4' FROM EACH WALL. PROVIDE COMPRESSION STRUT. THE WIDTH OF THE PERIMETER SUPPORTING CLOSURE ANGLE SHALL NOT BE LESS THAN 2'. ONE END OF THE CEILING GRID SHALL BE ATTACHED TO THE CLOSURE ANGLE; THE OTHER END SHALL HAVE A ½" CLEARANCE FROM THE WALL AND SHALL REST UPON AND BE FREE TO SLIDE ON A CLOSURE ANGLE, ASCE 7-05, 13.5.6. SPECIFY T-BAR CEILING ICC NUMBER.



401 S. Hewitt, Los Angeles, CA 90013

Gensler

500 South Figueroa Street
Los Angeles, California 90071
United States

Tel 213.327.3600
Fax 213.327.3601

WALTER P MOORE

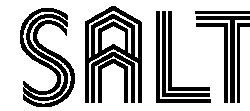


707 Wilshire Blvd., Suite 2100
Los Angeles, CA 90017
Tel 213.292.6500
Fax 213.292.6600

277 S. Lake Street
Burbank, CA 91502
Tel 818.508.6300
Fax 818.508.7050



555 Flower St., Suite 4300
Los Angeles, CA 90071
Tel 213.223.1400



423 Gin Ling Way
Los Angeles, CA 90012
Tel 213.234.0057

△	Date	Description
6	05/31/2019	ENTITLEMENT SET
7	10/02/2019	ENTITLEMENT SET
8	10/22/2021	ENTITLEMENT SET RESUBMITTAL

Seal / Signature

NOT FOR CONSTRUCTION

Project Name

401 S Hewitt

Project Number

05.1291.000

Description

PROJECT INFORMATION/
ARCHITECTURAL NOTES

Scale

G0.003

AREA CALCULATIONS PER LEVEL

Name	Floor	Height		Balcony		Floor Area			
		F to F	Elevation	Open	Covered	Total	Office	Restaurant	Total
Top	19		297.00'			0 sf			0 sf
Roof	18	23.00'	274.00'	5,962 sf		5,962 sf	1,054 sf		1,054 sf
Penthouse	17	18.00'	256.00'	8,081 sf		8,081 sf	14,375 sf		14,375 sf
Office	16	14.50'	241.50'	1,302 sf		1,302 sf	23,937 sf		23,937 sf
Office	15	14.50'	227.00'	619 sf	770 sf	1,389 sf	25,099 sf		25,099 sf
Office	14	14.50'	212.50'		1,718 sf	1,718 sf	25,506 sf		25,506 sf
Office	13	14.50'	198.00'		1,718 sf	1,718 sf	25,506 sf		25,506 sf
Office	12	14.50'	183.50'		948 sf	948 sf	25,505 sf		25,505 sf
Office	11	14.50'	169.00'		948 sf	948 sf	25,505 sf		25,505 sf
Office	10	14.50'	154.50'		948 sf	948 sf	23,644 sf		23,644 sf
Office	9	14.50'	140.00'	278 sf	2,853 sf	3,131 sf	25,549 sf		25,549 sf
Office	8	14.50'	125.50'		613 sf	613 sf	25,206 sf		25,206 sf
Office	7	14.50'	111.00'		613 sf	613 sf	25,206 sf		25,206 sf
Office	6M	11.50'	99.50'			0 sf	9,232 sf		9,232 sf
Office	6	11.50'	88.00'	10,829 sf	5,292 sf	16,121 sf	25,374 sf		25,374 sf
Parking	5	17.00'	71.00'			0 sf	651 sf		651 sf
Parking	4	17.00'	54.00'			0 sf	651 sf		651 sf
Parking	3	17.00'	37.00'			0 sf	651		651 sf
Parking	2	17.00'	20.00'			0 sf	651		651 sf
Mezzanine	1M	10.00'	10.00'			0 sf	2,745 sf		2,745 sf
Ground	1	10.00'	0.00'			0 sf	28,577 sf	7,958 sf	36,535 sf
	B1	11.00'	-11.00'			0 sf	520 sf		520 sf
	B2	9.00'	-20.00'			0 sf	424 sf		424 sf
	B3	9.00'	-29.00'			0 sf	424 sf		424 sf
Total			297.00'	27,071 sf	16,421 sf	43,492 sf	335,992 sf	7,958 sf	343,950 sf

OVERALL PROGRAM CALCULATIONS - FAR & PARKING

OVERALL PROJECT CALCULATION			
Site Baseline	Site Area	FAR	Total Floor Area
Existing Bowtruss Property	17,418 sf	6.00	104,508 sf
4th/Hewitt Property	39,907 sf	6.00	239,442 sf
Total	57,325 sf	6.00	343,950 sf

Overall Program	
Existing Office Space	7,800 sf
Food & Beverage	7,958 sf
Office	311,771 sf
Office (Covered Exterior)	16,421 sf
Total	343,950 sf

Parking Reduction Per Bicycles	
Parking Required by 2/1000 Ratio	688 stalls
Bicycle Required Office Long Term 1/5,000	67 bikes
Bicycle Required Retail/F &B Long Term 1/2,000	4 bikes
Long Term Bicycle Required	71 bikes
Bicycle Required Office Short Term 1/10,000	34 bikes
Bicycle Required Retail/F&B Short Term 1/2,000	4 bikes
Short Term Bicycle Required	38 bikes
Total Bicycle Required	108 bikes
Bicycle Provided Long Term	72 bikes
Bicycle Provided Short Term	40 bikes
Total Bicycle Provided	112 bikes
Parking Reduction By Bicycle provided 1/4 ratio	28 stalls
Parking Minimum Requirement	660 stalls

Detailed Parking Requirement Calculation	
Standard Stalls Required: 60% of Total Parking	396 stalls
Standard Stalls (Including ADA) provided	472 stalls
ADA Parking Stalls Required 2%	13 stalls
ADA Parking Stalls Provided	14 stalls
Minimum EV Charging Spaces Required 10%	66 stalls
EV Charging Space Provided	66 stalls
EV Ready Space Required 20%	132 stalls
EV Ready Space Provided	132 stalls

Parking Provided Per Level	Standard	Compact	ADA	Overall
Level 5	57 stalls	20 stalls	3 stalls	80 stalls
Level 4 (WITH STACKERS)	63 stalls	23 stalls	3 stalls	89 stalls
Level 3 (WITH STACKERS)	81 stalls	33 stalls	3 stalls	117 stalls
Level 2 (WITH STACKERS)	82 stalls	32 stalls	3 stalls	117 stalls
Ground	0 stalls	0 stalls	0 stalls	0 stalls
B1	56 stalls	28 stalls	2 stalls	86 stalls
B2	58 stalls	28 stalls	0 stalls	86 stalls
B3	61 stalls	28 stalls	0 stalls	85 stalls
Totals	458 stalls	192 stalls	14 stalls	660 stalls

SHEET NOTES

EXISTING SITE INFORMATION
Existing Land Use Dest.: Heavy Industrial / Heavy Manufacturing
Existing Zoning: M3
Existing Height District: Height District No. 1
Applicable Plans: Central City North Comm. Plan
River Improv. Overlay (RIO)
LA State Enterprise Zone

PROPOSED SITE INFORMATION
Proposed Land Use Dest.: Regional Center
Proposed Zoning: C2
Proposed Height District: Height District No. 2
Applicable Plans: Central City North Comm. Plan
River Improv. Overlay (RIO)
LA State Enterprise Zone

FAR AREA DEFINITION
The floor area ratio (FAR) is a ratio establishing relationship between a property and the amount of development permitted for that property, and is expressed as a percentage or a ratio of the buildable Area or Lot size.

FLOOR AREA DEFINITION
The area in square feet confined within the exterior walls of a building, but not including the area of the following: exterior walls, stairways, shafts, rooms housing Building-operating equipment or machinery, parking areas with associated driveways and ramps, space dedicated to bicycle parking, space for the landing and storage of helicopters, and Basement storage areas.

GENERAL NOTES



401 S. Hewitt, Los Angeles, CA 90013

Gensler

500 South Figueroa Street
Los Angeles, California 90071
United States
Tel 213.327.3600
Fax 213.327.3601

WALTER P MOORE

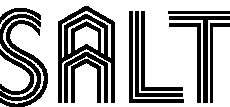
707 Wilshire Blvd., Suite 2100
Los Angeles, CA 90017
Tel 213.292.6500
Fax 213.292.6600



277 S. Lake Street
Burbank, CA 91502
Tel 818.508.6300
Fax 818.508.7050



555 Flower St., Suite 4300
Los Angeles, CA 90071
Tel 213.223.1400



423 Gin Ling Way
Los Angeles, CA 90012
Tel 213.234.0057

△	Date	Description
1	02/06/2017	ENTITLEMENT SET
2	07/14/2017	ENTITLEMENT SET
3	10/25/2017	ENTITLEMENT SET
6	05/31/2019	ENTITLEMENT SET
7	10/02/2019	ENTITLEMENT SET
8	10/22/2021	ENTITLEMENT SET RESUBMITTAL

Seal / Signature

NOT FOR
CONSTRUCTION

Project Name

401 S Hewitt

Project Number

05.1291.000

Description

DEVELOPMENT SUMMARY

Scale

G0.004

GRAPHICS SYMBOLS

REFLECTED CLG

ACOUS CLG AND GRID

CLG HEIGHT CHANGE

FIN CLG HEIGHT SYMBOL

CLG FINISH TAG

MOTION SENSOR

CLG MTD SPEAKER

CLG MTD CAMERA

CLG MTD SPRINKLER HEAD

CLG MTD SMOKE DETECTOR

CLG MTD STROBE LT

CLG MTD EXIT SIGNS

WALL MTD EXIT SIGNS - PARALLEL

WALL MTD EXIT SIGNS -

DENOTES EXISTING TO REMAIN

DENOTES EXIST TO BE RELOCATED

ACCESS DOOR

LT FXTRS

FLORESCENT LT FXTR

FLORESCENT LT FXTR / EMERGENCY CIRCUIT

EXIST LT FXTR TO BE REMOVED

UNDER CAB FLORESCENT FXTR

FLORESCENT STRIP FXTR

FLORESCENT PENDANT FXTR

RECES DOWNLT

RECES ADJUSTABLE DN LT

RECES WALL WASHER

TRACK LTING

SURFACE MTD LT FXTR

WALL SCONCE

LT SWITCH

DIMMER SWITCH

MECHANICAL FXTRS

RETURN AIR

SUPPLY AIR

CIRCULAR DIFFUSER

LINEAR DIFFUSER

EXHAUST FAN

ELEVATION INDICATION

GLASS SYMBOL

MASONRY COURSING

WOOD VENEER

STONE

POWER & COMM. CONT

LEGEND OF COMMON SYMBOL MODIFIERS

LEGEND OF COMMON SYMBOLS

WALL MTD DEVICES

SECURITY DEVICES

SECTION INDICATIONS

ACOUSTICAL CEILING TILE

ALUMINUM

BRICK

CARPET

CONCRETE

CONCRETE MASONRY UNIT

CUT STONE

EARTH

GLASS

GRAVEL

GYPSUM PLASTER

INSULATION (LOOSE OR BATT)

INSULATION (RIGID)

METAL

PLASTIC

PLYWOOD

PRE-CAST PANELS

SAND OR GROUT

STONE

WOOD (FINISHED)

WOOD (CONTINUOUS MEMBER)

WOOD (INTERRUPTED MEMBER)

CONSTRUCTION

COLUMN GRID REFERENCE NUMBER

COLUMN GRID LINES AND REFERENCE NUMBER

EXISTING CONSTRUCTION TO REMAIN

EXISTING CONSTRUCTION TO BE DEMOLISHED

NEW PARTITION

1 HR. RATED PARTITION

2 HR. RATED PARTITION

3 HR. RATED PARTITION

4 HR. RATED PARTITION

SMOKE PARTITION

EGRESS PATH PRIMARY

EGRESS PATH SECONDARY

MILLWORK

MILLWORK ABOVE

DETAIL NUMBER

SHEET NUMBER

DESCRIPTION OF SIMILAR OR OPPOSITE

AREA TO BE DETAILED

LOCATION ON SHEET WHERE ELEVATION IS SHOWN

DIRECTION OF ELEVATION

SHEET NUMBER WHERE ELEVATION IS SHOWN

INTERIOR AND EXTERIOR ELEVATION MARKER

REVISION REFERENCE NUMBER

REVISION CLOUD

DEPICTING AREA REVISED

ROOM NAME

ROOM NUMBER

SHEETNOTE REFERENCE

WALL TYPE REFERENCE

DOOR REFERENCE NUMBER (REFER TO DOOR SCHEDULE)

DOOR NUMBER

DOOR TYPE

DOOR NUMBER

DOOR TYPE | HARDWARE TYPE

MILLWORK REFERENCE NUMBER (REFER TO MILLWORK SCHEDULE)

ELEVATION DATUM

FLOOR ELEVATION TRANSITION

MATCH LINE SEE XXXXX

MATCH LINE SYMBOL

ALIGN WITH ESTABLISHED / ADJACENT SURFACES

WALL MOUNTED LIFE SAFETY EQUIPMENT AND DEVICES

FINISH

WALL FINISH TAG

BASE FINISH TAG

EXTENT OF FINISH TYP.

WALL FINISH TAG

SPECIAL FINISH TAG

FLOOR FINISH TAG

CEILING FINISH TAG

CHANGE IN FLOOR FINISH

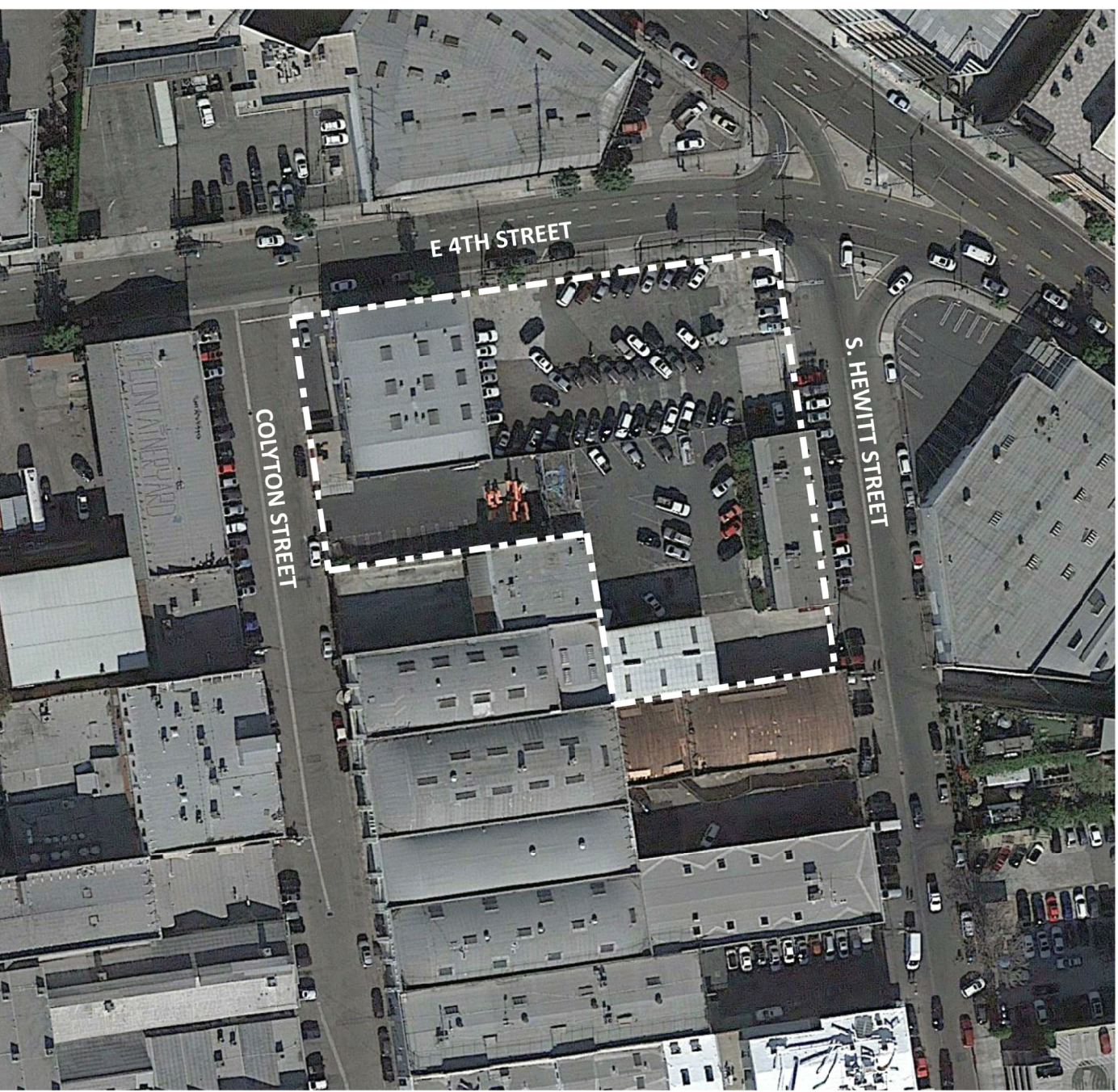
ABREVIATIONS

A	ACCES	ACCESSORY	I	INFILTR	INFILTRATION	T	T&G	TONGUE AND GROOVE
ACOUS	ACOUSTIC(AL)		INFO	INFO	INFORMATION	TBD	TO BE DETERMINED	
AFF	ABOVE FINISHED FLOOR		INSTRUM	INSTRUMENT(ATION)		THK	THICK	
AL	ALUMINUM		INSUL	INSULATION		TLT	TOILET	
ALT	ALTERNATE		INT	INTERIOR		TOS	TOP OF STEEL	
ANNUNC	ANNUNCIATOR		INTLK	INTERLOCK(ING)		TRAF	TRAFFIC	
ANOD	ANODIZED		J	JANITOR		TRANS	TRANSPARENT	
APPL	APPLIANCE		K	KITCHEN		TRTD	TREATED	
AUTO	AUTOMATIC		LP	LOUVER		TYP	TYPICAL	
AVG	AVERAGE		LT	LIGHT				
			LVLG	LEVELING				
B	BOARD					U	UNDRLY	UNDERLAYMENT
BD	BUILDING		KIT	KITCHEN		UNO	UNLESS NOTED	
BLDG	BLOCKING		L	LAVATORY		UTIL	UTILITY	
BLKG	BLOCKING		LAV	LAVATORY				
BOLLD	BOLLARD		LB	POUND				
BRDLM	BROADLOOM		LL	LEASE LINE				
BU	BUILT UP		LOUVER	LOUVER				
			LP	LOW POINT				
			LT	LIGHT				
			LVLG	LEVELING				
C	CABINET							
CAB	CEMENT(TIOUS)							
CEM	CERAMIC		M	MAXIMUM				
CER	CERAMIC		MECH	MECHANICAL				
CLG	CEILING		MEMB	MEMBRANE				
CLR	CLEAR		MET	METAL				
CMU	CONCRETE MASONRY UNIT		MEZZ	MEZZANINE				
COATG	COATING		MFD	MANUFACTURED				
COILG	COILING		MFR	MANUFACTURER				
CONC	CONCRETE		MIN	MINIMUM				
CONSTR	CONSTRUCTION		MISC	MISCELLANEOUS				
CONT	CONTINUOUS(ATION)		MLWK	MILLWORK				
CONTR	CONTRACT(OR)		MOIST	MOISTURE				
COV	COVER		MOT	MOTORIZED				
CPT	CARPET		MTD	MOUNTED				
D	DOUBLE		N	NOT IN CONTRACT				
DBL	DEPARTMENT		NIC	NUMBER				
DEPT	DESIGN(ED)		NO	NUMBER				
DES	DETAIL		NTS	NOT TO SCALE				
DET	DRINKING FOUNTAIN							
DF	DIAMETER		O	ON CENTER				
DIA	DIFFUSER		O.C.	OVER				
DIFF	DISPENSER		O/	OCCUPANT				
DIM	DIVISION		OCC	OPPOSITE HAND				
DISP	DOWN		OH	OPENING(S)				
DIV	DOOR		OPNG	OPPOSITE				
DN	DISCONNECT		OPP	OPERABLE				
DR	DRAWER		OPR	ORNAMENTAL				
DSCON	OVERFLOW		ORNA	OVERHEAD				
DWR	EXISTING		OVFL					
	ELASTOMERIC		OVHD					
E	ELECTRICAL							
(E)	EMBED(ED)(ING)		P	PARTICLE BOARD				
ELAST	ENGINEER(ED)		PBD	PEDESTRIAN				
ELEC	ENGINEER(ED)		PEDTR	PLASTIC LAMINATE				
EMBED	ENGINEER(ED)		PLAM	PLASTER				
ENGR	ENTRANCE		PLAS	PLASTIC				
ENR	EQUAL		PLSTC	PLYWOOD				
EQ	EQUIPMENT		PLYWD	PANEL				
EQUIP	EXPANSION JOINT		POLYST	POLYSTYRENE				
EXP JT	EXPOSE(D)		PORT	PORTABLE				
EXT	EXTERIOR		PREFAB	PREFABRICATED				
			PREFIN	PREFINISHED				
F	FABRICATION		PRTECN	PROTECTION				
FAB	FLOOR DRAIN		PTN	PARTITION				
FD	FIRE EXTINGUISHER							
FE	FIRE EXTINGUISHER AND CABINET		R	READER				
FEC	FIRE HOSE CABINET		RDR	RECESS(ED)				
FHC	FINISH		RECPS	RECEPTACLE				
FIN	FOLDING		REF	REFER(ENCE)				
FLDG	FLOOR(ING)		REFL	REFLECTED				
FLR	FIREPLACE		REFR	REFRIGERATOR				
FLRC	FIRE RAT(ING)(ED)		REQD	REQUIRED				
FR	FRAMING		RESIS	RESIST(ANT)(IVE)				
FRMG	FURNITURE		RFG	ROOFING				
FURN	FABRIC WALL COVERING		RM	ROOM				
FWC	FIXED		RN	ROOF DRAIN				
FXD	FIXTURE		RO	ROUGH OPENING				
FXTR								
G	GAUGE		S	SCRIBE				
GA	GLASS FIBER		SCR	SECURITY				
GFRC	REINFORCED CONCRETE		SEUR	SQUARE FEET				
			SF	SINGLE				
GFRG	GLASS FIBER		SGL	SHORING				
	REINFORCED GYPSUM		SHORG	SIMILAR				
GFRP	GLASS FIBER		SIM	STAINLESS STEEL				
	REINFORCED PLASTER		SST	STANDARD				
GL	GLASS		STD	STEEL				
GR	GRAD(E)(ING)		STRFR	STOREFRONT				
GYP	GYPSUM		STRUCT	STRUCTURAL				
			SURF	SURFACE				
H	HEAD		SUSP	SUSPENDE				
HD	HARDWOOD		SYS	SYSTEM(S)				
HDWD	HARDWARE							
HDWE	HOLLOW METAL							
HM	HORIZONTAL							
HORIZ	HIGH POINT							
HP	HEATING, VENTILATING, AND AIR CONDITIONING							
HVAC								

VICINITY MAP



LOCATION MAP



CODE INFORMATION

APPLICABLE BUILDING CODES:	
BUILDING CODE:	2017 LOS ANGELES BUILDING CODE 2017 LOS ANGELES EXISTING BUILDING CODE
ELECTRICAL CODE:	2016 CALIFORNIA ELECTRICAL CODE
MECHANICAL CODE:	2016 CALIFORNIA MECHANICAL CODE
PLUMBING CODE:	2016 CALIFORNIA PLUMBING CODE
ENERGY CODE:	2016 CALIFORNIA ENERGY CODE
SUSTAINABILITY CODE:	2016 CALIFORNIA GREEN BUILDING STANDARDS
FIRE CODE:	2016 CALIFORNIA FIRE CODE
PER CBC TABLE 601 FIRE-RESISTANCE RATING REQUIREMENTS FOR BUILDING ELEMENTS (HOURS) - TYPE 1A	
BUILDING ELEMENT	REQUIRED RATING
PRIMARY STRUCTURAL FRAME:	3 HRS
BEARING WALLS	
EXTERIOR:	3 HRS
INTERIOR:	3 HRS
NONBEARING WALLS & PARTITIONS	
EXTERIOR:	PER CBC TABLE 602
INTERIOR:	1 HR
FLOOR CONSTRUCTION AND ASSOCIATED SECONDARY MEMBERS:	2 HRS
ROOF CONSTRUCTION AND ASSOCIATED SECONDARY MEMBERS:	1.5 HRS

PROJECT DESCRIPTION

PROPOSED PROJECT INFORMATION

THE PROJECT WOULD CONSIST OF THE EXISTING MUSEUM TO REMAIN AND THE REMAINDER OF THE PROPERTY THAT IS TO BE REDEVELOPED. REDEVELOPED PORTION OF THE PROPERTY WOULD INCLUDE NEW CONSTRUCTION OF A COMMERCIAL BUILDING THAT WOULD BE LOCATED AT THE CORNER OF 4TH AND HEWITT STREETS AND AN OUTDOOR PLAZA ALONG COLYTON STREET. THE COMMERCIAL BUILDING WOULD CONSIST OF GROUND FLOOR COMMERCIAL USES, OFFICE USE ON THE 6TH THROUGH 17TH FLOORS, PARKING ON THREE SUBTERRANEAN FLOORS, AND MECHANICAL EQUIPMENT LOCATED ON THE MECHANICAL ROOF. THE NEW GROUND FLOOR COMMERCIAL USES WOULD WRAP AROUND 4TH AND HEWITT STREETS WITH FRONTAGE AND ACCESS FROM BOTH STREETS. THE PROJECT WOULD INCLUDE APPROXIMATELY 687 PARKING SPACES. THE PARKING WOULD BE LOCATED ON THREE SUBTERRANEAN LEVELS AND ON THE 2ND THROUGH 5TH FLOORS. IN ADDITION, THE PROJECT WOULD ALSO PROVIDE 112 BICYCLE PARKING SPACES. COMPRISED OF 40 BICYCLE SPACES FOR SHORT TERM USE AND 72 FOR LONG TERM USE. TOP OF THE COMMERCIAL BUILDING IS AT THE 17TH FLOOR, 254 FEET ABOVE FINISHED GRADE AND THE TOP OF THE OVERRUN AT 295 FEET ABOVE FINISHED GRADE.

LEGENDARY
INVESTORS GROUP, LLC

401 S. Hewitt, Los Angeles, CA 90013

Gensler

500 South Figueroa Street
Los Angeles, California 90071
United States

Tel 213.327.3600
Fax 213.327.3601

WALTER P MOORE

707 Wilshire Blvd., Suite 2100
Los Angeles, CA 90017
Tel 213.292.6500
Fax 213.292.6600

ARC
engineering

277 S. Lake Street
Burbank, CA 91502
Tel 818.508.6300
Fax 818.508.7050

PSOMAS

555 Flower St., Suite 4300
Los Angeles, CA 90071
Tel 213.223.1400

SALT

423 Gin Ling Way
Los Angeles, CA 90012
Tel 213.234.0057

Date	Description
6/05/2019	ENTITLEMENT SET
7/10/2019	ENTITLEMENT SET
8/10/2021	ENTITLEMENT SET RESUBMITTAL

Seal / Signature

NOT FOR
CONSTRUCTION

Project Name

401 S Hewitt

Project Number

05.1291.000

Description

PROJECT INFORMATION/
ABBREVIATIONS/ ARCHITECTURAL
SYMBOLS

Scale

NOT TO SCALE

G0.100

© 2017 Gensler

RAMPs (EXTERIOR OR INTERIOR) CONT'D

2. FLOOR OR GROUND SURFACES OF RAMP RUNS SHALL BE STABLE, FIRM, AND SLIP RESISTANT AND SHALL COMPLY WITH SECTION 11B-302. CHANGES IN LEVEL OTHER THAN THE RUNNING SLOPE AND CROSS SLOPE ARE NOT PERMITTED ON RAMP RUNS.(CBC - 11B-405.4)

3. THE CLEAR WIDTH OF THE RAMP RUN SHALL BE 48 INCHES MIN. *EXCEPTIONS:*

A) WITHIN EMPLOYEE WORK AREAS, THE REQUIRED CLEAR WIDTH OF RAMPS THAT ARE A PART OF THE COMMON USE CIRCULATION PATHS SHALL BE PERMITTED TO BE DECREASED BY WORK AREA EQUIPMENT PROVIDED THAT THE DECREASE IS ESSENTIAL TO THE FUNCTION OF THE WORK BEING PERFORMED.

B) HANDRAILS MAY PROJECT INTO THE REQUIRED CLEAR WIDTH OF THE RAMP AT EACH SIDE 3 1/2 INCHES MAX. AT THE HAND RAIL HEIGHT.

C) THE CLEAR WIDTH OF RAMPS IN RESIDENTIAL USES SERVING AN OCCUPANT LOAD OF FIFTY OR LESS SHALL BE 36 INCHES MIN BETWEEN HANDRAILS.

4. THE RISE FOR ANY RAMP RUN SHALL BE 30 INCHES MAX.(CBC - 11B-405.6)

5. RAMPS SHALL HAVE LANDINGS AT THE TOP AND THE BOTTOM OF EACH RAMP RUN. LANDINGS SHALL COMPLY WITH CBC SECTION 11B-302. CHANGES IN LEVEL ARE NOT PERMITTED. *EXCEPTION:* SLOPES NOT STEEPER THAN 1:48 SHALL BE PERMITTED. (CBC - 11B-405.7.1) THE LANDING CLEAR WIDTH SHALL BE AT LEAST AS WIDE AS THE WIDEST RAMP RUN LEADING TO THE LANDING. TOP LANDING SHALL BE 60 INCHES WIDE MIN. THE LANDING CLEAR LENGTH SHALL BE 60 INCHES LONG MIN. BOTTOM LANDINGS SHALL EXTEND 72 INCHES MIN IN THE DIRECTION OF THE RAMP RUN.(CBC - 11B-405.7.2, 11B-405.7.3)

6. RAMPS THAT CHANGE DIRECTION BETWEEN RUNS AT LANDINGS SHALL HAVE A CLEAR LANDING 60 INCHES MIN BY 72 INCHES MIN IN THE DIRECTION OF DOWNWARD TRAVEL FROM THE UPPER RAMP RUN.(CBC - 11B-405.7.4)

7. WHERE DOORWAYS ARE LOCATED ADJACENT TO A RAMP LANDING, MANEUVERING CLEARANCES REQUIRED BY CBC SECTIONS 11B-404.2.2 AND 11B-404.3.2 SHALL BE PERMITTED TO OVERLAP THE REQUIRED LANDING AREA. DOORS WHEN FULLY OPEN, SHALL NOT REDUCE THE REQUIRED RAMP LANDING WIDTH BY MORE THAN 3 INCHES. DOORS , IN ANY POSITION, SHALL NOT REDUCE THE MIN. DIMENSION OF THE RAMP LANDING TO LESS THAN 42 INCHES. (11B-405.7.5)

8. RAMP RUNS SHALL HAVE HANDRAILS COMPLYING WITH CBC SECTION 11B-505.10 &11B-405.8. *EXCEPTIONS:*

A) CURB RAMPS DO NOT REQUIRE HANDRAILS.

B) AT DOOR LANDINGS, HANDRAILS ARE NOT REQUIRED ON RAMP RUNS LESS THAN 6 INCHES IN RISE OR 72 INCHES IN LENGTH.

9. EDGE PROTECTION SHALL BE PROVIDED ON EACH SIDE OF RAMP RUNS AND AT EACH SIDE OF RAMP LANDINGS. (CBC - 11B-405.9) *EXCEPTIONS:* A) EDGE PROTECTION SHALL NOT BE REQUIRED ON RAMPS THAT ARE NOT REQUIRED TO HAVE HANDRAILS AND HAVE SIDES COMPLYING WITH CBC 11B-406.2.2.

B) EDGE PROTECTION SHALL NOT BE REQUIRED ON THE SIDES OF RAMP LANDINGS SERVING AN ADJOINING RAMP RUN OR STAIRWAY.

C) EDGE PROTECTION SHALL NOT BE REQUIRED ON THE SIDES OF RAMP LANDINGS HAVING A VERTICAL DROP-OFF OF 1/2 INCH MAX. WITHIN 10 INCHES HORIZONTALLY OF THE MIN. LANDING AREA SPECIFIED IN CBC SECTION 11B-405.7.

10. A CURB, 2 INCHES HIGH MIN., OR BARRIER SHALL BE PROVIDED THAT PREVENTS THE PASSAGE OF A 4 INCH DIAMETER SPHERE, WHERE ANY PORTION OF THE SPHERE IS WITHIN 4 INCHES OF THE FINISH FLOOR OR GROUND SURFACE. TO PREVENT WHEEL ENTRAPMENT, THE CURB OR BARRIER SHALL PROVIDE A CONTINUOUS AND UNINTERRUPTED BARRIER ALONG THE LENGTH OF THE RAMP.(CBC - 11B-405.9.2)

11. LANDINGS SUBJECT TO WET CONDITIONS SHALL BE DESIGNED TO PREVENT THE ACCUMULATION OF WATER. (CBC - 11B-405.10)

ENTRANCES & EXITS

EXIT AS DEFINED IS "THAT PORTION OF A MEANS OF EGRESS SYSTEM BETWEEN THE EXIT ACCESS AND THE EXIT DISCHARGE OR PUBLIC WAY. EXIT COMPONENTS INCLUDE EXTERIOR EXIT DOORS AT THE LEVEL OF EXIT DISCHARGE, INTERIOR EXIT STAIRWAYS, INTERIOR EXIT RAMPS, EXIT PASSAGEWAYS, EXTERIOR EXIT STAIRWAYS AND EXTERIOR EXIT RAMPS AND HORIZONTAL EXITS." (CBC - 202)

EXIT ACCESS AS DEFINED IS "THAT PORTION OF A MEANS OF EGRESS SYSTEM THAT LEADS FROM ANY OCCUPIED PORTION OF A BUILDING OR STRUCTURE TO AN EXIT." (CBC - 202)

EXIT DISCHARGE AS DEFINED IS "THAT PORTION OF A MEANS OF EGRESS SYSTEM BETWEEN THE TERMINATION OF AN EXIT AND A PUBLIC WAY." (CBC - 202)

PUBLIC WAY AS DEFINED IS "A STREET, ALLEY OR OTHER PARCEL OF LAND OPEN TO THE OUTSIDE AIR LEADING TO A STREET, THAT HAS BEEN DEEDED, DEDICATED OR OTHERWISE PERMANENTLY APPROPRIATED TO THE PUBLIC FOR PUBLIC USE AND WHICH HAS A CLEAR WIDTH AND HEIGHT OF NOT LESS THAN 10 FEET." (CBC - 202)

1. ALL ENTRANCES AND EXTERIOR GROUND FLOOR EXITS TO BUILDINGS AND FACILITIES SHALL COMPLY WITH CBC SECTION 11B-404. (11B -206.4.1) *EXCEPTIONS:*

A) EXTERIOR GROUND FLOOR EXITS SERVING SMOKE-PROOF ENCLOSURES, STAIRWELLS, AND EXIT DOORS SERVING STAIRS ONLY SHALL NOT BE REQUIRED TO COMPLY WITH SECTION 11B-404.

B) EXITS IN EXCESS OF THOSE REQUIRED BY CBC CHAPTER 10, AND WHICH ARE MORE THAN 24 INCHES ABOVE GRADE SHALL NOT BE REQUIRED TO COMPLY WITH CBC SECTION 11B-404. DIRECTIONAL SIGNS SHALL COMPLY WITH CHAPTER 10, SECTION 1009.10.

2. AN ALTERATION THAT DECREASES OR HAS THE EFFECT OF DECREASING THE ACCESSIBILITY OF A BUILDING OR FACILITIES BELOW THE REQUIREMENTS FOR NEW CONSTRUCTION AT THE TIME OF ALTERATION IS PROHIBITED. (CBC - 11B-202.3.1)

3. WHEN ALTERATIONS OR ADDITIONS ARE MADE TO EXISTING BUILDINGS OR FACILITIES, AN ACCESSIBLE PATH OF TRAVEL TO THE SPECIFIC AREA OF ALTERATION OR ADDITION SHALL BE PROVIDED. (CBC - 11B-202.4)

4. SIGNS REQUIRED BY CBC CHAPTER 10 SECTION 1013.4 AT DOORS TO EXIT PASSAGEWAYS, EXIT DISCHARGE AND EXIT STAIRWAYS SHALL COMPLY WITH CBC SECTION 11B-703.1, 11B-703.2, 11B-703.3 AND 11B-703.5. (11B-216.4.1)

5. SIGNS REQUIRED BY CBC CHAPTER 10 SECTION 1009.10 TO PROVIDE DIRECTIONS TO ACCESSIBLE MEANS OF EGRESS SHALL COMPLY WITH CBC SECTION 11B-703.5. (CBC - 11B-216.4.3)

6. SIGNS REQUIRED BY CBC CHAPTER 10, SECTION 1010.1.9.7. ITEM 6.4 AT DOORS WITH DELAYED EGRESS LOCKS SHALL COMPLY WITH CBC SECTIONS 11B-703.1, 11B-703.2, 11B-703.3 AND 11B-703.5. (11B-216.4.4)

7. IN EXISTING BUILDINGS AND FACILITIES WHERE NOT ALL ENTRANCES COMPLY WITH CBC SECTION 11B-404, ENTRANCES COMPLYING WITH SECTION 11B-404 SHALL BE IDENTIFIED BY THE INTERNATIONAL SYMBOL OF ACCESSIBILITY COMPLYING WITH CBC SECTION 11B-703.7.2.1.(CBC - 11B-216.6)

PASSENGER DROP-OFF & LOADING ZONES

1. WHEN PROVIDED, PASSENGER DROP-OFF AND LOADING ZONES SHALL PROVIDE A VEHICULAR PULL-UP SPACE 96 INCHES WIDE MIN. AND 20 FEET LONG MIN. (CBC - 11B-503.2)

2. WHERE PROVIDED, ONE PASSENGER DROP-OFF AND LOADING ZONE SHALL PROVIDE ACCESS AISLES COMPLYING WITH CBC SECTION 11B-503 ADJACENT AND PARALLEL TO THE VEHICULAR PULL-UP SPACE.

3. ACCESS AISLES SERVING VEHICLE PULL-UP SPACES SHALL BE 60 INCHES WIDE MIN. ACCESS AISLES SHALL EXTEND THE FULL LENGTH OF THE VEHICLE PULL-UP SPACE THEY SERVE. ACCESS AISLES SHALL BE MARKED WITH A PAINTED BORDERLINE AROUND THEIR PERIMETER. THE AREA WITHIN THE BORDERLINES SHALL BE MARKED WITH HATCHED LINES A MAX. 36 INCHES ON CENTER IN A COLOR CONTRASTING WITH THAT OF THE AISLE SURFACE. (CBC - 11B-503.3.1, 11B-503.3.2, 11B-503.3.3)

4. ACCESS AISLES SHALL BE AT THE SAME LEVEL AS THE VEHICLE PULL-UP SPACE THEY SERVE. CHANGES IN LEVEL ARE NOT PERMITTED. *EXCEPTION:* SLOPES NOT STEEPER THAN 1:48 SHALL BE PERMITTED(CBC - 11B-503.4). VEHICLE PULL-UP SPACES, ACCESS AISLES SERVING THEM AND A VEHICULAR ROUTE FROM AN ENTRANCE TO THE PASSENGER LOADING ZONE AND FROM THE PASSENGER LOADING ZONE TO A VEHICULAR EXIT SHALL PROVIDE A VERTICAL CLEARANCE OF 114 INCHES MIN. (CBC - 11B-503.5)

5. WHERE PROVIDED, PASSENGER DROP-OFF AND LOADING ZONES SHALL PROVIDE AT LEAST ONE PASSENGER DROP-OFF AND LOADING ZONE COMPLYING WITH CBC SECTION 11B-503 IN EVERY CONTINUOUS 100 LINEAR FEET OF DROP-OFF AND LOADING ZONE SPACE OR FRACTION THEREOF. (CBC - 11B-209.2.1)

DOORS

1. DOOR OPENINGS SHALL PROVIDE A CLEAR WIDTH OF 32 INCHES MIN. CLEAR OPENINGS OF DOORWAYS WITH SWINGING DOORS SHALL BE MEASURED BETWEEN THE FACE OF THE DOOR AND THE STOP WITH THE DOOR OPEN 90 DEGREES. THERE SHALL BE NO PROJECTIONS INTO THE REQUIRED CLEAR OPENING WIDTH LOWER THAN 34 INCHES ABOVE THE FINISH FLOOR OR GROUND. PROJECTIONS INTO THE CLEAR OPENING WIDTH BETWEEN 34 INCHES AND 80 INCHES ABOVE THE FINISH FLOOR OR GROUND SHALL NOT EXCEED 4 INCHES. (CBC - 11B-404.2.3) *EXCEPTIONS*

2. AT LEAST ONE OF THE ACTIVE LEAVES OF DOORWAYS WITH TWO LEAVES SHALL COMPLY WITH CBC SECTION 11B-404.2.3 AND 11B-404.2.4. (11B-404.2.2)

3. MINIMUM MANEUVERING CLEARANCES AT DOORS AND GATES SHALL COMPLY WITH CBC SECTION 11B-404.2.4. MANEUVERING CLEARANCES SHALL EXTEND THE FULL WIDTH OF THE DOORWAY AND THE REQUIRED LATCH SIDE OR HINGE SIDE CLEARANCE. (11B-404.2.4)

4. SWINGING DOORS AND GATES SHALL HAVE MANEUVERING CLEARANCES COMPLYING WITH TABLE 11B-404.2.4.1. & FIGURES 11B-404.2.4.1. (CBC - 11B-404.2.4.1)

5. FLOOR OR GROUND SURFACE WITHIN REQUIRED MANEUVERING CLEARANCES SHALL COMPLY WITH CBC SECTION 11B-302. CHANGES IN LEVEL ARE NOT PERMITTED. *EXCEPTION:* SLOPES NOT STEEPER THAN 1:48 SHALL BE PERMITTED.

6. THRESHOLDS, IF PROVIDED AT DOORWAYS SHALL BE 1/2 INCH HIGH MAX. RAISED THRESHOLDS AND CHANGES IN LEVEL AT DOORWAYS SHALL COMPLY WITH CBC SECTION 11B-302 AND 11B-303. (CBC - 11B-404.2.5)

7. THE DISTANCE BETWEEN TWO HINGED OR PIVOTED DOORS IN SERIES AND GATES IN SERIES SHALL BE 48 INCHES MIN. PLUS THE WIDTH OF DOORS OR GATES SWINGING INTO THE SPACE. (CBC - 11B-404.2.6)

8. HANDLES, PULLS, LATCHES, LOCKS AND OTHER OPERABLE PARTS ON DOORS AND GATES SHALL COMPLY WITH CBC SECTION 11B-309.4 OPERABLE PARTS OF SUCH HARDWARE SHALL BE 34 INCHES MIN AND 44 INCHES MAX. ABOVE THE FINISH FLOOR OR GROUND. WHERE SLIDING DOORS ARE IN FULLY OPEN POSITION, OPERATING HARDWARE SHALL BE EXPOSED AND USABLE FROM BOTH SIDES. (CBC - 11B-404.2.7)

9. THE FORCE FOR PUSHING OR PULLING OPEN A DOOR OR GATE SHALL BE 5 POUNDS MAX. FOR INTERIOR HINGED DOORS & GATES, SLIDING OR FOLDING DOORS AND EXTERIOR HINGED DOORS. REQUIRED FIRE DOORS: THE MINIMUM OPENING FORCE ALLOWABLE BY THE APPROPRIATE ADMINISTRATIVE AUTHORITY NOT TO EXCEED 15 POUNDS. THESE FORCES DO NOT APPLY TO THE FORCE REQUIRED TO RETRACT LATCH BOLTS OR DISENGAGE OTHER DEVICES THAT HOLD THE DOOR OR GATE IN A CLOSED POSITION. (CBC - 11B-404.2.9)

10. THE UNLATCHING OF ANY DOOR OR LEAF SHALL NOT REQUIRE MORE THAN ONE OPERATION. (CBC - 1008.1.9.5)

11. DOOR CLOSERS AND GATE CLOSERS SHALL BE ADJUSTED SO THAT FROM AN OPEN POSITION OF 90 DEGREES, THE TIME REQUIRED TO MOVE THE DOOR TO A POSITION OF 12 DEGREES FROM THE LATCH IS 5 SECONDS. (CBC - 11B-404.2.8.1). DOOR AND GATE SPRING HINGES SHALL BE ADJUSTED SO THAT FROM THE OPEN POSITION OF 70 DEGREES, THE DOOR OR GATE SHALL MOVE TO THE CLOSED POSITION IN 1.5 SECONDS MIN. (CBC - 11B-404.2.8.2)

12. POWERED DOORS SHALL BE FULLY AUTOMATIC DOORS COMPLYING WITH BUILDERS HARDWARE MANUFACTURER'S ASSOCIATION (BHMA) A156.10 OR LOW ENERGY OPERATED DOORS COMPLYING WITH BHMA A156.19. POWERED DOORS SERVING A BUILDING OR FACILITY WITH AN OCCUPANCY OF 150 OR MORE SHALL BE PROVIDED WITH A BACK-UP BATTERY OR BACK-UP GENERATOR. THE BACK-UP POWER SOURCE SHALL BE ABLE TO CYCLE THE DOOR A MIN. OF 100 CYCLES. POWERED DOORS SHALL BE CONTROLLED ON BOTH THE INTERIOR AND EXTERIOR SIDES OF THE DOORS BY SENSING DEVICES, PUSH PLATES, VERTICAL ACTUATION BARS OR SIMILAR OPERATING DEVICES. AT EACH LOCATION WHERE PUSH PLATES ARE PROVIDED THERE SHALL BE TWO PUSH PLATES; THE CENTER LINE OF ONE PUSH PLATE SHALL BE 7 INCHES MIN. AND 8 INCHES MAX. ABOVE THE FINISH FLOOR AND THE CENTERLINE OF THE SECOND PUSH PLATE SHALL BE 30 INCHES MIN AND 44 INCHES MAX. ABOVE THE FINISH FLOOR. EACH PUSH PLATE SHALL BE A MIN. OF 4 INCHES IN DIAMETER OR SQUARE AND SHALL DISPLAY THE INTERNATIONAL SYMBOL OF ACCESSIBILITY COMPLYING WITH SECTION 11B-703.7. SIGNAGE IDENTIFYING THE ACCESSIBLE ENTRANCE REQUIRED BY SECTION 11B-216.6 SHALL BE PLACED ON OR IMMEDIATELY ADJACENT TO EACH POWERED DOOR. (CBC - 11B-404.2.9)

13. SWINGING DOOR AND GATE SURFACES WITHIN 10 INCHES OF THE FINISH FLOOR OR GROUND MEASURED VERTICALLY SHALL HAVE A SMOOTH SURFACE ON THE PUSH SIDE EXTENDING THE FULL WIDTH OF THE DOOR OR GATE. (CBC - 11B-404.2.10) *EXCEPTIONS:*

A) SLIDING DOORS SHALL NOT BE REQUIRED TO COMPLY WITH CBC SECTION 11B-404.2.10

B) TEMPERED GLASS DOORS WITHOUT STILES AND HAVING A BOTTOM RAIL OR SHOE WITH THE TOP LEADING EDGE TAPERED AT 60 DEGREES MIN. FROM THE HORIZONTAL SHALL NOT BE REQUIRED TO MEET THE 10 INCH BOTTOM SMOOTH SURFACE HEIGHT REQUIREMENT.

14. DOORS GATES AND SIDE LIGHTS ADJACENT TO DOORS OR GATES CONTAINING ONE OR MORE GLAZING PANELS THAT PERMIT VIEWING THROUGH THE PANELS SHALL HAVE THE BOTTOM OF AT LEAST ONE GLAZED PANEL LOCATED 43 INCHES MAX, ABOVE THE FINISH FLOOR. (CBC - 11B-404.2.11) *EXCEPTION:* GLAZING PANELS WITH THE LOWEST PART MORE THAN 66 INCHES FROM THE FINISH FLOOR OR GROUND SHALL NOT BE REQUIRED TO COMPLY WITH CBC SECTION 11B-404.2.11

STAIRWAYS

1. ALL STEPS ON A FLIGHT OF STAIRS SHALL HAVE UNIFORM RISER HEIGHTS AND UNIFORM TREAD DEPTHS. RISERS SHALL BE 4 INCHES HIGH MIN. AND 7 INCHES HIGH MAX. TREADS SHALL BE 11 INCHES DEEP MIN. (CBC - 11B-504.2) *EXCEPTION: CURVED STAIRWAYS WITH WINDER TREADS ARE PERMITTED AT STAIRS WHICH ARE NOT PART OF A REQUIRED MEANS OF EGRESS.*

2. OPEN RISERS ARE NOT PERMITTED. (CBC - 11B-504.3) *EXCEPTIONS:*

A) ON EXTERIOR STAIRWAYS AN OPENING OF NOT MORE THAN 1/2 INCH MAY BE PERMITTED BETWEEN THE BASE OF THE RISER AND THE TREAD.

B) ON EXTERIOR STAIRWAYS, RISERS CONSTRUCTED OF GRATING CONTAINING OPENINGS OF NOT MORE THE 1/2 INCH MAY BE PERMITTED.

3. INTERIOR STAIRS SHALL HAVE THE UPPER APPROACH AND LOWER TREAD MARKED BY A STRIPE PROVIDING CLEAR VISUAL CONTRAST. EXTERIOR STAIRS SHALL HAVE THE UPPER APPROACH AND ALL TREADS MARKED BY A STRIPE OF VISUAL CONTRAST. THE STRIPE SHALL BE A MIN OF 2 INCHES WIDE & A MAX. OF 4 INCHES WIDE PLACED PARALLEL TO AND NOT MORE THAN 1 INCH FROM THE NOSE OF THE STEP OR APPROACH. A PAINTED STRIPE SHALL BE ACCEPTABLE . GROOVES SHALL NOT BE USED TO SATISFY THIS REQUIREMENT. (CBC - 11B-504.4.1)

4. THE RADIUS OF THE CURVATURE AT THE LEADING EDGE OF THE TREAD SHALL BE 1/2 INCH MAX. RISERS SHALL BE PERMITTED TO SLOPE UNDER THE TREAD AT AN ANGLE OF 30 DEGREES MAX. FROM VERTICAL. THE PERMITTED PROJECTION OF THE NOSING SHALL EXTEND 1 1/4 INCHES MAX. OVER THE TREAD BELOW. (CBC - 11B-504.5).

5. HANDRAILS SHALL BE PROVIDED ON BOTH SIDES OF STAIRS AND RAMPS. HANDRAILS SHALL BE CONTINUOUS WITHIN THE FULL LENGTH OF EACH STAIR FLIGHT OR RAMP RUN. INSIDE HANDRAILS ON SWITCHBACK OR DOGLEG STAIRS AND RAMPS SHALL BE CONTINUOUS BETWEEN FLIGHTS OR RUNS. ORIENTATION OF AT LEAST ONE HANDRAIL SHALL BE IN THE DIRECTION OF THE STAIR RUN, PERPENDICULAR TO THE DIRECTION OF THE STAIR NOSING, AND SHALL NOT REDUCE THE MINIMUM REQUIRED WIDTH OF THE STAIR. (CBC - 11B-505.2, 11B-505.2.1 & 11B-505.3)

6. TOP OF GRIPPING SURFACES OF HANDRAILS SHALL BE 34 INCHES MIN. AND 38 INCHES MAX. VERTICALLY ABOVE WALKING SURFACES, STAIR NOSINGS, AND RAMP SURFACES. HANDRAILS SHALL BE AT A CONSISTENT HEIGHT ABOVE WALKING SURFACES, STAIR NOSINGS AND RAMP SURFACES. (CBC - 11B-505.4)

7. CLEARANCE BETWEEN HANDRAIL GRIPPING SURFACES AND ADJACENT SURFACES SHALL BE 1 1/2 INCHES MIN. HANDRAILS MAY BE LOCATED IN A RECESS IF THE RECESS IS 3 INCHES MAX. DEEP AND 18 INCHES MIN. CLEAR ABOVE THE TOP OF THE HANDRAIL. (CBC - 11B-505.5)

8. HANDRAIL GRIPPING SURFACES SHALL BE CONTINUOUS ALONG THEIR LENGTH AND SHALL NOT BE OBSTRUCTED ALONG THEIR TOPS OR SIDES. THE BOTTOMS OF HANDRAIL GRIPPING SURFACES SHALL NOT BE OBSTRUCTED FOR MORE THAN 20 PERCENT OF THEIR LENGTH, WHERE PROVIDED HORIZONTAL PROJECTIONS SHALL OCCUR 1 1/2 INCHES MIN. BELOW THE BOTTOM OF THE HANDRAILS GRIPPING SURFACE. (11B-505.6)

9. HANDRAIL GRIPPING SURFACES WITH CIRCULAR CROSS SECTION SHALL HAVE AN OUTSIDE DIAMETER OF 1 1/4 INCHES MIN AND 2 INCHES MAX. HAND RAIL GRIPPING SURFACES WITH A NON-CIRCULAR CROSS SECTION SHALL HAVE A PERIMETER DIMENSION OF 4 INCHES MIN. AND 6 1/4 INCHES MAX. AND A CROSS-SECTION DIMENSION OF 2 1/4 INCHES MAX. (CBC - 11B-505.7)

10. HAND RAIL GRIPPING SURFACES AND ANY SURFACES ADJACENT TO THEM SHALL BE FREE OF SHARP OR ABRASIVE ELEMENTS AND SHALL HAVE ROUNDED EDGES. (CBC - 11B-505.8)

11. HANDRAILS SHALL NOT ROTATE WITHIN THEIR FITTINGS. (CBC - 11B-505.9)

12. HANDRAIL GRIPPING SURFACES SHALL EXTEND BEYOND AND IN THE SAME DIRECTION OF STAIR FLIGHTS AND RAMP RUNS IN ACCORDANCE WITH CBC SECTION 11B-505.10. (FIGURES 11B-505.10.1 & 11B-505.10.2). *EXCEPTION:* IN ALTERATIONS, WHERE THE EXTENSION OF THE HANDRAIL IN THE DIRECTION OF THE STAIR FLIGHT OR RAMP RUN WOULD CREATE A HAZARD, THE EXTENSION OF THE HANDRAIL MAY TURN 90 DEGREES FROM THE DIRECTION OF STAIR FLIGHT OR RAMP RUN.

RAMPs (EXTERIOR OR INTERIOR)

1. RAMPS ON ACCESSIBLE ROUTES SHALL COMPLY WITH CBC SECTION 11B-405.RAMPS SHALL HAVE A RUNNING SLOPE NOT STEEPER THAN 1:12. CROSS SLOPES OF RAMP RUNS SHALL NOT BE STEEPER THAN 1:48. (CBC - 11B-405.2, 11B-405.3)

SIGNS & IDENTIFICATION

1. SIGNS SHALL COMPLY WITH CBC SECTION 11B-703. WHERE BOTH VISUAL AND TACTILE CHARACTERS ARE REQUIRED, EITHER ONE SIGN WITH BOTH VISUAL AND TACTILE CHARACTERS, OR TWO SEPARATE SIGNS, ONE WITH VISUAL AND ONE WITH TACTILE CHARACTERS SHALL BE PROVIDED. (CBC - 11B-703.1)

2. RAISED CHARACTERS SHALL COMPLY WITH CBC SECTION 11B-703.2 AND SHALL BE DUPLICATED IN BRAILLE COMPLYING WITH CBC SECTION 11B-703.3. RAISED CHARACTERS SHALL BE INSTALLED IN ACCORDANCE WITH CBC SECTION 11B-703.4.

A) RAISED CHARACTERS SHALL BE 1/32 INCH MIN ABOVE THEIR BACKGROUND.(CBC - 11B-703.2.1)

B) CHARACTERS SHALL BE UPPERCASE.(CBC - 11B-703.2.2)

C) CHARACTERS SHALL BE SANS SERIF. CHARACTERS SHALL NOT BE ITALIC, OBLIQUE, SCRIPT, HIGHLY DECORATIVE OR OF OTHER UNUSUAL FORMS.(CBC - 11B-703.2.3)

D) CHARACTERS SHALL BE SELECTED FROM FONTS WHERE THE WIDTH OF THE UPPERCASE LETTER "O" IS 60 PERCENT MIN. AND 110 PERCENTS MAX. OF THE HEIGHT OF THE UPPERCASE LETTER"i".(CBC -11B-703.2.4)

E) CHARACTERS HEIGHT MEASURED VERTICALLY FROM THE BASELINE OF THE CHARACTER SHALL BE 5/8 INCHES MIN. AND 2 INCHES MAX. BASED ON THE HEIGHT OF THE UPPERCASE LETTER "I".(CBC - 11B-703.2.5)

F) STROKE THICKNESS OF THE UPPERCASE LETTER "I" SHALL BE 15 PERCENT MAX. OF THE HEIGHT OF THE CHARACTER.(CBC - 11B-703.2.6)

G) CHARACTER SPACING SHALL BE MEASURED BETWEEN THE TWO CLOSETS POINTS OF ADJACENT RAISED CHARACTERS WITHIN A MESSAGE, EXCLUDING WORD SPACES. CHARACTERS SHALL BE SEPARATED FROM RAISED BORDERS AND DECORATIVE ELEMENTS 3/8 INCH MIN. (CBC - 11B-703.2.7) SPACING BETWEEN THE BASE LINES OF SEPARATE LINES OF RAISED CHARACTERS WITHIN A MESSAGE SHALL BE 135 PERCENT MIN. AND 170 PERCENT MAX. OF THE RAISED CHARACTER HEIGHT. (CBC - 11B-703.2.8) TEXT SHALL BE IN A HORIZONTAL FORMAT. (CBC - 11B-703.2.9)

3. BRAILLE SHALL BE CONTRACTED (GRADE 2) AND SHALL COMPLY WITH CBC SECTIONS 11B-703.3 AND 11B-703.4.

4. BRAILLE DOTS SHALL HAVE A DOMED OR ROUNDED SHAPE AND SHALL COMPLY WITH TABLE 11B-703.3.1.

5. BRAILLE SHALL BE POSITIONED BELOW THE CORRESPONDING TEXT IN A HORIZONTAL FORMAT. FLUSH LEFT OR CENTERED. IF TEXT IS MULTI-LINED, BRAILLE SHALL BE PLACED BELOW THE ENTIRE TEXT. BRAILLE SHALL BE SEPARATED 3/8 INCH MIN. AND 1/2 INCH MAX. FORM ANY OTHER TACTILE CHARACTERS AND 3/8 INCH MIN. FROM RAISED BORDERS OR DECORATIVE ELEMENTS. (CBC - 11B-703.3.2)

6. WHERE A TACTILE SIGN IS PROVIDED AT A DOOR, THE SIGN SHALL BE LOCATED ALONGSIDE THE DOOR AT THE LATCH SIDE. WHERE A TACTILE SIGN IS PROVIDED AT DOUBLE DOORS WITH ONE ACTIVE LEAF, THE SIGN SHALL BE LOCATED ON THE INACTIVE LEAF. WHERE A TACTILE SIGN IS PROVIDED AT DOUBLE DOORS WITH TWO ACTIVE LEAFS, THE SIGN SHALL BE LOCATED TO THE RIGHT OF THE RIGHT HAND DOOR. WHERE THERE IS NO WALL SPACE AT THE LATCH SIDE OF A SINGLE DOOR OR AT THE RIGHT SIDE OF DOUBLE DOORS, SIGNS SHALL BE LOCATED ON THE NEAREST ADJACENT WALL. SIGNS CONTAINING TACTILE CHARACTERS SHALL BE LOCATED SO THAT A CLEAR FLOOR SPACE OF 18 INCHES MIN. BY 18 INCHES MIN., CENTERED ON THE TACTILE CHARACTERS, IS PROVIDED BEYOND THE ARC OF ANY DOOR SWING BETWEEN THE CLOSED POSITION AND 45 DEGREE OPEN POSITION. (CBC - 11B-703.4.2). *EXCEPTION:* IN ALTERATIONS WHERE SIGN INSTALLATION LOCATIONS IDENTIFIED IN SECTION 11B-703.4.2 ARE OBSTRUCTED OR OTHERWISE UNAVAILABLE FOR SIGN INSTALLATION, SIGNS WITH TACTILE CHARACTERS SHALL BE PERMITTED ON THE PUSH SIDE OF DOORS WITH CLOSERS AND WITHOUT HOLD-OPEN DEVICES.

7. SIGNS THAT PROVIDE DIRECTION TO OR INFORMATION ABOUT INTERIOR AND EXTERIOR SPACES AND FACILITIES OF THE SITE SHALL COMPLY WITH CBC SECTION 11B-703.5.

8. VISUAL CHARACTERS SHALL COMPLY WITH CBC SECTION 11B-703.5.

9. CHARACTERS AND THEIR BACKGROUND SHALL HAVE A NON-GLARE FINISH. CHARACTERS SHALL CONTRAST WITH THEIR BACKGROUND WITH EITHER LIGHT CHARACTERS ON A DARK BACKGROUND OR DARK CHARACTERS ON A LIGHT BACKGROUND. (CBC - 11B-703.5.1)

10. MINIMUM CHARACTER HEIGHT SHALL COMPLY THE TABLE 11B-703.5.5. VISUAL CHARACTERS SHALL BE 40 INCHES MIN. ABOVE THE FINISH FLOOR. (CBC - 11B-703.5.6)

11. PICTOGRAMS SHALL HAVE A FIELD HEIGHT OF 6 INCHES MIN.. CHARACTERS AND BRAILLE SHALL NOT BE LOCATED IN THE PICTOGRAM FIELD.(CBC - 11B-703.6.1)

12. PICTOGRAMS AND THEIR FIELD SHALL HAVE A NON-GLARE FINISH. PICTOGRAMS SHALL CONTRAST WITH THEIR FIELD WITH EITHER A LIGHT PICTOGRAM ON A DARK FIELD OR A DARK PICTOGRAM ON A LIGHT FIELD. (CBC - 11B-703.6.2)

13. PICTOGRAMS SHALL HAVE TEXT DESCRIPTORS LOCATED DIRECTLY BELOW THE PICTOGRAM FIELD. TEXT DESCRIPTORS SHALL COMPLY WITH CBC SECTIONS 11B-703.2, 11B-703.3 AND 11B-703.4. (11B-703.6.3)

14. SYMBOLS OF ACCESSIBILITY AND THEIR BACKGROUNDS SHALL HAVE A NON-GLARE FINISH. SYMBOLS OF ACCESSIBILITY SHALL CONTRAST WITH THEIR BACKGROUND WITH EITHER A LIGHT SYMBOL ON A DARK FIELD OR A DARK SYMBOL ON A LIGHT FIELD. (CBC - 11B-703.7.1)

15. THE INTERNATIONAL SYMBOL OF ACCESSIBILITY SHALL COMPLY WITH FIGURES 11B-703.7.2.1. THE SYMBOL SHALL CONSIST OF A WHITE FIGURE ON A BLUE BACKGROUND. THE COLOR BLUE SHALL APPROXIMATE FS 15090 IN FEDERAL STANDARD 595C. (CBC - 11B-703.7.2.1). *EXCEPTIONS;* A. THE APPROPRIATE ENFORCEMENT AGENCY MAY APPROVE OTHER COLORS PROVIDED THE SYMBOL CONTRAST IS LIGHT ON DARK OR DARK ON LIGHT.

B. ON THE ACCESSIBILITY FUNCTION BUTTON ON HALL CALL CONSOLES IN A DESTINATION-ORIENTED ELEVATOR SYSTEM THE INTERNATIONAL SYMBOL OF ACCESSIBILITY SHALL BE A WHITE SYMBOL ON A BLACK BACKGROUND.

16. ENTRANCES TO TOILET ROOMS AND BATHING ROOMS SHALL BE IDENTIFIED BY A GEOMETRIC SYMBOL COMPLYING WITH SECTION 11B-703.7.2.6. (CBC - 11B-216.8.1) WHERE EXISTING TOILET ROOMS OR BATHING ROOMS DO NOT COMPLY WITH CBC SECTION 11B-603. DIRECTIONAL SIGNS INDICATING THE LOCATION OF THE NEAREST TOILET ROOM OR BATHING ROOM COMPLYING WITH SECTION 11B-603 WITHIN THE FACILITY SHALL BE PROVIDED. THE SYMBOL SHALL BE MOUNTED AT 58 INCHES MIN. AND 60 INCHES MAX. ABOVE THE FINISH FLOOR OR GROUND SURFACE MEASURED FORM THE CENTERLINE OF THE SYMBOL.(CBC - 11B-216.8)

17. PUBLIC TTYS SHALL BE IDENTIFIED BY THE INTERNATIONAL SYMBOL OF TTY COMPLYING WITH CBC SECTION 11B-703.7.2.2.

18. DIRECTIONAL SIGNS INDICATING THE LOCATION OF THE NEAREST PUBLIC TTY SHALL BE PROVIDED AT ALL BANKS OF PUBLIC PAY TELEPHONES NOT CONTAINING A PUBLIC TTY. (CBC - 11B-216.9.2)

19. EACH ASSEMBLY AREA REQUIRED BY SECTION 1B-219 TO PROVIDE ASSISTED LISTENING SYSTEMS SHALL PROVIDE SIGNS INFORMING PATRONS OF THE AVAILABILITY OF THE LISTENING SYSTEM. THE SIGN SHALL INCLUDE WORDING THAT STATES "ASSISTIVE-LISTENING SYSTEM AVAILABLE" AND SHALL BE POSTED IN A PROMINENT PLACE AT OR NEAR THE ASSEMBLY AREA ENTRANCE. ASSISTED LISTENING SIGNS SHALL COMPLY WITH CBC SECTION 11B-703.5 AND SHALL INCLUDE THE INTERNATIONAL SYMBOL OF ACCESS FOR THE HEARING LOSS COMPLYING WITH CBC SECTION 11B-703.7.2.4. (11B-216.10)

ELECTRICAL

1. FIRE ALARM SYSTEMS SHALL HAVE PERMANENTLY INSTALLED AUDIBLE AND VISIBLE ALARMS COMPLYING WITH NFPA 72 AND CHAPTER 9, SECTIONS 907.5.2.1 AND 907.5.2.3. (11B-702).

2. VISIBLE ALARM NOTIFICATION APPLIANCES SHALL BE PROVIDED IN ACCORDANCE WITH SECTIONS 907.5.2.3.1 THROUGH 907.5.2.3.5.

3. VISIBLE ALARM NOTIFICATION APPLIANCES SHALL BE PROVIDED IN PUBLIC USE AREA AND COMMON USE AREAS, INCLUDING BUT NOT LIMITED TO: (907.5.2.3.1)

- A) SANITARY FACILITIES INCLUDING RESTROOMS, BATHROOMS AND SHOWER ROOMS
- B) CORRIDORS
- C) OCCUPIED ROOMS WHERE AMBIENT NOISE IMPAIRS HEARING OF THE FIRE ALARM
- D) LOBBIES
- E) MULTIPURPOSE ROOMS
- F) MEETING ROOMS
- G) CLASSROOMS

4. CONTROLS AND SWITCHES INTENDED TO BE USED BY THE OCCUPANT OF THE ROOM OR AREA TO CONTROL LIGHTING AND RECEPTACLE OUTLETS, APPLIANCES, OR COOLING, HEATING, AND VENTILATING EQUIPMENT SHALL COMPLY WITH SECTION 11B-308 EXCEPT THE LOW REACH SHALL BE MEASURED TO THE BOTTOM OF THE OUTLET BOX AND THE HIGH REACH SHALL BE MEASURED TO THE TOP OF THE OUTLET BOX. (11B-308.1.1)

5. ELECTRICAL RECEPTACLE OUTLETS ON BRANCH CIRCUITS OF 30 AMPERES OR LESS AND COMMUNICATION SYSTEM RECEPTACLES SHALL COMPLY WITH SECTION 11B-308 EXCEPT THE LOW REACH SHALL BE MEASURED TO THE BOTTOM OF THE OUTLET BOX AND THE HIGH REACH SHALL BE MEASURED TO THE TOP OF THE OUTLET BOX. (11B-308.1.2)



401 S. Hewitt, Los Angeles, CA 90013

Gensler

500 South Figueroa Street
Los Angeles, California 90071
United States

Tel 213.327.3600
Fax 213.327.3601

WALTER P MOORE



7

TOILET AND BATHING FIXTURES & ACCESSORIES CONT'D

6. GRAB BARS FOR ROLL-IN SHOWER COMPARTMENTS SHALL COMPLY WITH SECTIONS 11B-609 AND SHALL BE PROVIDED IN ACCORDANCE WITH CBC SECTION 11B-608.3
7. MIRRORS LOCATED ABOVE LAVATORIES OR COUNTERTOPS SHALL BE INSTALLED WITH THE BOTTOM EDGE OF THE REFLECTING SURFACE 40 INCHES MAX. ABOVE THE FINISH FLOOR OR GROUND. MIRRORS NOT LOCATED ABOVE LAVATORIES OR COUNTERTOPS SHALL BE INSTALLED WITH THE BOTTOM EDGE OF THE REFLECTING SURFACE 35 INCHES MAX. ABOVE THE FINISH FLOOR OR GROUND. (CBC - 11B-603.3)
8. WHERE MIRRORS ARE PROVIDED IN LOCKER ROOMS, MIRRORS SHALL BE INSTALLED WITH THE BOTTOM EDGE OF THE REFLECTING SURFACE 20 INCHES MAX. ABOVE THE FINISH FLOOR OR GROUND. MIRRORS SHALL BE FULL LENGTH WITH A REFLECTIVE SURFACE 18 INCHES WIDE MIN. BY 54 INCHES HIGH MIN. AND SHALL BE MOUNTED IN A POSITION AFFORDING A VIEW TO A PERSON ON THE BENCH AS WELL AS TO A PERSON IN A STANDING POSITION. (CBC - 11B-803.6)
9. BENCHES SHALL COMPLY WITH CBC SECTION 11B-903. A CLEAR FLOOR OR GROUND SPACE COMPLYING WITH SECTION 11B-305 SHALL BE PROVIDED AND SHALL BE POSITIONED AT THE END OF THE BENCH SEAT AND PARALLEL TO THE SHORT AXIS OF THE BENCH. (CBC - 11B-903.2)
11. BENCHES SHALL HAVE A SEATS THAT ARE 48 INCHES LONG MIN. AND 20 INCHES DEEP MIN AND 24 INCHES DEEP MAX. THE BENCH SHALL PROVIDE FOR BACK SUPPORT OR SHALL BE AFFIXED TO A WALL ALONG ITS LONG DIMENSION. BACK SUPPORT SHALL BE 48 INCHES LONG MIN. AND SHALL EXTEND FROM A POINT 2 INCHES MAX. ABOVE THE SEAT SURFACE TO A POINT 18 INCHES MIN. ABOVE THE SEAT SURFACE. THE TOP OF THE BENCH SEAT SURFACE SHALL BE 17 INCHES MIN. AND 19 INCHES MAX. ABOVE THE FINISH FLOOR OR GROUND. (CBC - 11B-9303.3, 11B-903.4, 11B-903.5)
12. ALLOWABLE STRESSES SHALL NOT BE EXCEEDED FOR MATERIALS USED WHEN A VERTICAL OR HORIZONTAL FORCE OF 250 POUNDS IS APPLIED AT ANY POINT ON THE SEAT. (CBC - 11B-903.6)
13. WHERE TOWEL OR SANITARY NAPKIN DISPENSERS, WASTE RECEPTACLES, OR OTHER ACCESSORIES ARE PROVIDED IN TOILET FACILITIES, AT LEAST ONE OF EACH TYPE SHALL BE LOCATED ON AN ACCESSIBLE ROUTE. ALL OPERABLE PARTS, INCLUDING COIN SLOTS, SHALL BE 40" MAX. ABOVE THE FINISHED FLOOR. (CBC - 11B-603.5)
14. TOILET PAPER DISPENSERS SHALL COMPLY WITH SECTION 11B-309.4 AND SHALL BE 7 INCHES MIN. AND 9 INCHES MAX. IN FRONT OF THE WATER CLOSET MEASURED TO THE CENTERLINE OF THE DISPENSER. THE OUTLET OF THE DISPENSER SHALL BE BELOW THE GRAB BAR, 19 INCHES MIN. ABOVE THE FINISH FLOOR AND SHALL NOT BE LOCATED BEHIND GRAB BARS. (CBC - 11B-604.7)
15. COAT HOOKS SHALL BE LOCATED WITHIN ONE OF THE REACH RANGES SPECIFIED IN SECTION 11B-308. SHELVES SHALL BE LOCATED 40 INCHES MIN AND 48 INCHES MAX. ABOVE THE FINISH FLOOR. (CBC - 11B-604.8)
16. BABY CHANGING TABLES SHALL COMPLY WITH CBC SECTIONS 11B-309 AND 11B-902. BABY CHANGING TABLES WHEN DEPLOYED SHALL NOT OBSTRUCT THE REQUIRED WIDTH OF AN ACCESSIBLE ROUTE EXCEPT AS ALLOWED BY CBC SECTION 11B-307.2. BABY CHANGING TABLES SHALL NOT BE LOCATED IN TOILET COMPARTMENTS COMPLYING WITH CBC SECTION 11B-604.8 WITHIN A MULTIPLE ACCOMMODATION TOILET FACILITY. (CBC-11B-226.4) *EXCEPTION; BABY CHANGING TABLES ARE NOT REQUIRED TO COMPLY WITH CBC SECTION 11B-603.5.*

TELEPHONES

1. WHERE COIN OPERATED PUBLIC PAY TELEPHONES, COINLESS PUBLIC PAY TELEPHONES, PUBLIC CLOSED-CIRCUIT TELEPHONES, PUBLIC COURTESY PHONES OR OTHER TYPES OF PUBLIC TELEPHONES ARE PROVIDED, PUBLIC TELEPHONES SHALL BE PROVIDED IN ACCORDANCE WITH SECTION 11B-217 FOR EACH TYPE OF PUBLIC TELEPHONE PROVIDED. FOR PURPOSES OF THIS SECTION, A BANK OF TELEPHONES SHALL BE CONSIDERED TO BE TWO OR MORE ADJACENT TELEPHONES. (CBC - 11B-217)
2. WHERE PUBLIC TELEPHONES ARE PROVIDED, WHEELCHAIR ACCESSIBLE TELEPHONES COMPLYING WITH CBC SECTION 11B-704.2 SHALL BE PROVIDED IN ACCORDANCE WITH TABLE 11B-217.2. (CBC - 11B-217.2)
3. ALL PUBLIC TELEPHONES SHALL HAVE VOLUME CONTROLS COMPLYING WITH CBC SECTION 11B-704.3. (CBC - 11B-217.3)
4. WHERE FOUR OR MORE PUBLIC PAY TELEPHONES ARE PROVIDED AT A BANK OF TELEPHONES, AT LEAST ONE PUBLIC TTY COMPLYING WITH SECTION 11B-704.4 SHALL BE PROVIDED AT THAT BANK. (CBC - 11B-217.4.1)
5. *PUBLIC BUILDINGS.* WHERE AT LEAST ONE PUBLIC PAY TELEPHONE IS PROVIDED ON A FLOOR OF A PUBLIC BUILDING, AT LEAST ONE PUBLIC TTY SHALL BE PROVIDED ON THAT FLOOR. (CBC - 11B-217.4.2.1). WHERE AT LEAST ONE PUBLIC PAY TELEPHONE IS PROVIDED IN A PUBLIC BUILDING, AT LEAST ONE PUBLIC TTY SHALL BE PROVIDED IN THE BUILDING (CBC - 11B-217.4.3.1)
6. *PRIVATE BUILDINGS.* WHERE FOUR OR MORE PUBLIC PAY TELEPHONES ARE PROVIDED ON A FLOOR OF A PRIVATE BUILDING, AT LEAST ONE PUBLIC TTY SHALL BE PROVIDED ON THAT FLOOR. (CBC - 11B-217.4.2.2). WHERE FOUR OR MORE PUBLIC PAY TELEPHONES ARE PROVIDED IN A PRIVATE BUILDING, AT LEAST ONE PUBLIC TTY SHALL BE PROVIDED IN THE BUILDING.(CBC - 11B-217.4.3.2).
7. WHERE FOUR OR MORE PUBLIC PAY TELEPHONES ARE PROVIDED ON AN EXTERIOR SITE, AT LEAST ONE PUBLIC TTY SHALL BE PROVIDED ON THE SITE.
8. WHERE A BANK OF TELEPHONES IN THE INTERIOR OF A BUILDING CONSISTS OF THREE OR MORE PUBLIC PAY TELEPHONES, AT LEAST ONE PUBLIC PAY TELEPHONE AT THE BANK SHALL BE PROVIDED WITH A SHELF AND AN ELECTRICAL OUTLET IN ACCORDANCE WITH CBC SECTION 11B-704.5.
9. A CLEAR FLOOR OR GROUND SPACE COMPLYING WITH CBC SECTION 11B-305 SHALL BE PROVIDED. THE CLEAR FLOOR OR GROUND SPACE SHALL NOT BE OBSTRUCTED BY BASES, ENCLOSURES OR SEATS. (CBC - 11B-704.2.1)
10. WHERE A PARALLEL APPROACH IS PROVIDED, THE DISTANCE FROM THE EDGE OF THE TELEPHONE ENCLOSURE TO THE FACE OF THE TELEPHONE UNIT SHALL BE 10 INCHES MAX. (CBC - 11B-704.2.1.1)
11. WHERE A FORWARD APPROACH IS PROVIDED AT A TELEPHONE WITHIN AN ENCLOSURE, THE COUNTER MAY EXTEND BEYOND THE FACE OF THE TELEPHONE 20 INCHES INTO THE REQUIRED CLEAR FLOOR OR GROUND SPACE AND THE ENCLOSURE MAY EXTEND BEYOND THE FACE OF THE TELEPHONE 24 INCHES. IF AN ADDITIONAL 6 INCHES IN WIDTH OF CLEAR FLOOR SPACE IS PROVIDED CREATING A CLEAR FLOOR SPACE OF 36 INCHES BY 48 INCHES, THE ENCLOSURE MAY EXTEND MORE THAN 24 INCHES BEYOND THE FACE OF THE TELEPHONE. (CBC - 11B-704.2.1.2)
12. TELEPHONES SHALL HAVE PUSH-BUTTON CONTROLS WHERE SUCH SERVICE IS AVAILABLE. (CBC -11B-704.2.2)
13. THE CORD FROM THE TELEPHONE TO THE HANDSET SHALL BE 29 INCHES LONG MINIMUM. (CBC - 11B-704.2.4)
14. PUBLIC TELEPHONES REQUIRED TO HAVE VOLUME CONTROLS SHALL BE EQUIPPED WITH A RECEIVE VOLUME CONTROL THAT PROVIDES A GAIN ADJUSTABLE UP TO 20 dB MIN. VOLUME CONTROL TELEPHONES SHALL BE EQUIPPED WITH A RECEIVER THAT GENERATES A MAGNETIC FIELD IN THE AREA OF THE RECEIVER CAP. PUBLIC TELEPHONES WITH VOLUME CONTROL SHALL BE HEARING AID COMPATIBLE. (CBC - 11B-704.3)
15. TTY'S PROVIDED AT A PUBLIC PAY TELEPHONE SHALL BE PERMANENTLY AFFIXED WITHIN OR ADJACENT TO THE TELEPHONE ENCLOSURE. WHEN IN USE THE TOUCH SURFACE OF TTY KEYPADS SHALL BE 34 INCHES MIN. ABOVE THE FINISH FLOOR. (CBC - 11B-704.4 & 11B-704.4.1) *EXCEPTION: WHERE SEATS ARE PROVIDED, TTY'S SHALL NOT BE REQUIRED TO COMPLY WITH SECTION 11B-704.4.1*
16. PUBLIC PAY TELEPHONES REQUIRED TO ACCOMMODATE PORTABLE TTY'S SHALL BE EQUIPPED WITH A SHELF AND AN ELECTRICAL OUTLET WITHIN OR ADJACENT TO THE TELEPHONE ENCLOSURE. THE TELEPHONE HANDSET SHALL BE CAPABLE OF BEING PLACED FLUSH ON THE SURFACE OF THE SHELF. THE SHELF SHALL BE CAPABLE OF ACCOMMODATING A TTY AND SHALL HAVE 6 INCHES MIN. VERTICAL CLEARANCE ABOVE THE AREA WHERE THE TTY IS TO BE PLACED. (CBC - 11B-704.5)

TOILET AND BATHING ROOMS

1. WHERE TOILET FACILITIES AND BATHING FACILITIES ARE PROVIDED, THEY SHALL COMPLY WITH CBC SECTION 11B-213.
2. WHERE TOILET ROOMS ARE PROVIDED, EACH TOILET ROOM SHALL COMPLY WITH CBC SECTION 11B-603. WHERE BATHING ROOMS ARE PROVIDED EACH BATHING ROOM SHALL COMPLY WITH CBC SECTION 11B-603.1 (11B-213.2)
3. UNISEX (SINGLE-USER OR FAMILY) TOILET ROOMS SHALL CONTAIN NOT MORE THAN ONE LAVATORY, AND NOT MORE THAN TWO WATER CLOSETS WITHOUT URINALS OR ONE WATER CLOSET AND ONE URINAL. UNISEX (SINGLE-USER OR FAMILY) BATHING ROOMS SHALL CONTAIN ONE SHOWER OR ONE SHOWER AND ONE BATHTUB, ONE LAVATORY AND ONE WATER CLOSET. DOORS TO UNISEX (SINGLE-USER OR FAMILY) TOILET ROOMS AND UNISEX (SINGLE-USER OR FAMILY) BATHING ROOMS SHALL HAVE PRIVACY LATCHES. (CBC - 11B-213.2.1)
4. WHERE TOILET COMPARTMENTS ARE PROVIDED, AT LEAST FIVE PERCENT OF THE TOILET COMPARTMENTS OR FIVE PERCENT OF THE COMBINATION OF TOILET COMPARTMENTS AND URINALS, BUT NO FEWER THAN ONE TOILET COMPARTMENT SHALL COMPLY WITH CBC SECTION 11B-604.8.1.IN ADDITION TO THE COMPARTMENTS REQUIRED TO COMPLY WITH 11B-604.8.1 WHERE SIX OR MORE TOILET COMPARTMENTS ARE PROVIDED OR WHERE A COMBINATION OF URINALS AND WATER CLOSETS TOTAL SIX OR MORE FIXTURES, TOILET COMPARTMENTS COMPLYING WITH CBC SECTION 11B-604.8.2 SHALL BE PROVIDED IN THE SAME QUANTITY AS THE TOILET COMPARTMENTS REQUIRED TO COMPLY WITH SECTION 11B-604.8.1. (11B-213.3.1)

SITE DEVELOPMENT & ACCESSIBLE ROUTE OF TRAVEL CONT'D

- 5.AT LEAST ONE ACCESSIBLE ROUTE SHALL CONNECT ACCESSIBLE BUILDING OR FACILITY ENTRANCES WITH ALL ACCESSIBLE SPACES AND ELEMENTS WITHIN THE BUILDING OR FACILITY. (CBC - 11B-206.2.4)
6. IN NEW CONSTRUCTION OF BUILDINGS WHERE ELEVATORS ARE REQUIRED BY CBC SECTION 11B-206.2.3, AND WHICH EXCEED 10,000 SQUARE FEET ON ANY FLOOR, AN ACCESSIBLE MEANS OF VERTICAL ACCESS VIA RAMP, ELEVATOR OR LIFT SHALL BE PROVIDED WITHIN 200 FEET OF TRAVEL OF EACH STAIR AND EACH ESCALATOR. IN EXISTING BUILDINGS THAT EXCEED 10,000 SQUARE FEET ON ANY FLOOR AND IN WHICH ELEVATORS ARE REQUIRED BY CBC SECTION 11B-206.2.3, WHENEVER A NEWLY CONSTRUCTED MEANS OF VERTICAL ACCESS IS PROVIDED VIA STAIRS OR AN ESCALATOR, AN ACCESSIBLE MEANS OF VERTICAL ACCESS VIA RAMP, ELEVATOR OR LIFT SHALL BE PROVIDED WITHIN 200 FEET OF TRAVEL OF EACH NEW STAIR OR ESCALATOR. (CBC - 11B-206.2.3.2) *EXCEPTION: STAIRS USED SOLELY FOR EMERGENCY EGRESS*
7. EMPLOYEE WORKSTATIONS SHALL BE ON AN ACCESSIBLE ROUTE COMPLYING WITH DIVISION 4. SPACES AND ELEMENTS WITHIN EMPLOYEE WORKSTATIONS SHALL ONLY BE REQUIRED TO COMPLY WITH CBC SECTIONS 11B-207.1,11B-215.3, 11B-302, 11B-303, 11B-404.2.3. COMMON USE CIRCULATION PATHS WITHIN EMPLOYEE WORKSTATIONS SHALL COMPLY WITH CBC SECTION 11B-206.2.8,(CBC- 11B-203.9). EMPLOYEE WORK AREAS. COMMON USE CIRCULATION PATHS WITHIN EMPLOYEE WORK AREAS SHALL COMPLY WITH SECTION 11B-402. (CBC - 11B-206.2.8)

ACCESSIBLE PARKING

1. WHERE PARKING SPACES ARE PROVIDED, PARKING SPACES SHALL BE PROVIDED IN ACCORDANCE WITH SECTION 11B-208. FOR PURPOSES OF SECTION 11B-208, ELECTRIC VEHICLE CHARGING STATIONS ARE NOT PARKING SPACES. (CBC -11B-208.1) ACCESSIBLE PARKING SPACES COMPLYING WITH CBC SECTION 11B-502 THAT SERVE A PARTICULAR BUILDING OR FACILITY SHALL BE LOCATED ON THE SHORTEST ACCESSIBLE ROUTE FROM PARKING TO AN ENTRANCE COMPLYING WITH CBC SECTION 11B-206.4. WHERE PARKING SERVES MORE THAN ONE ACCESSIBLE ENTRANCE, PARKING SHALL BE DISPERSED AND LOCATED ON THE SHORTEST ACCESSIBLE ROUTE TO THE ACCESSIBLE ENTRANCES. EXCEPTION: 1 ALL VAN PARKING SPACES SHALL BE PERMITTED TO BE GROUPED ON ONE LEVEL WITHIN A MULTI-STORY PARKING FACILITY (CBC - 11B-208.3.1)
2. CAR AND VAN PARKING SPACES SHALL COMPLY WITH SECTION 11B-502. WHERE PARKING SPACES ARE MARKED WITH LINES, WIDTH MEASUREMENTS OF PARKING SPACES AND ACCESS AISLES SHALL BE MADE FROM THE CENTER LINE OF THE MARKING. (CBC - 11B-502.1)
3. ACCESS AISLES SERVING CAR AND VAN PARKING SPACES SHALL BE 60 INCHES WIDE MIN. ACCESS AISLES SHALL EXTEND THE FULL REQUIRED LENGTH OF THE PARKING SPACE THEY SERVE. ACCESS AISLES SHALL ADJOIN AN ACCESSIBLE ROUTE. TWO PARKING SPACES SHALL BE PERMITTED TO SHARE A COMMON ACCESS AISLE. (CBC - 11B-502.3).
4. ACCESS AISLES SHALL BE MARKED WITH A BLUE PAINTED BORDERLINE AROUND THEIR PERIMETER. THE AREA WITHIN SHALL BE MARKED WITH HATCHED LINES A MAX. 36 INCHES ON CENTER IN A COLOR CONTRASTING WITH THAT OF THE AISLE SURFACE. THE WORDS "NO PARKING" SHALL BE PAINTED ON THE SURFACE WITHIN EACH ACCESS AISLE IN WHITE LETTERS A MIN OF 12 INCHES IN HEIGHT AND LOCATED TO BE VISIBLE FROM ADJACENT VEHICULAR WAY. (CBC - 11B-502.3.3)
5. ACCESS AISLES SHALL NOT OVERLAP THE VEHICULAR WAY. ACCESS AISLES SHALL BE PERMITTED TO BE PLACED ON EITHER SIDE OF THE PARKING SPACE EXCEPT FOR VAN PARKING SPACES WHICH SHALL HAVE ACCESS AISLES LOCATED ON THE PASSENGER SIDE OF THE PARKING SPACES.(CBC - 11B-502.3.4)
6. ACCESS AISLES SHALL BE AT THE SAME LEVEL AS THE PARKING SPACES THEY SERVE. CHANGES IN LEVEL ARE NOT PERMITTED. SLOPES NOT STEEPER THAN 1:48 SHALL BE PERMITTED. (CBC - 11B-502.4).
7. PARKING SPACES AND ACCESS AISLES SHALL BE DESIGNED SO THAT CARS AND VANS, WHEN PARKED, CANNOT OBSTRUCT THE REQUIRED CLEAR WIDTH OF ADJACENT ACCESSIBLE ROUTES. PARKING SPACES AND ACCESS AISLES SHALL BE DESIGNED SO THAT PERSONS USING THEM ARE NOT REQUIRED TO TRAVEL BEHIND PARKING SPACES OTHER THAN TO PASS BEHIND THE PARKING SPACE IN WHICH THEY PARKED. (CBC - 11B-502.7)
8. A CURB OR WHEEL STOP SHALL BE PROVIDED IF REQUIRED TO PREVENT ENCROACHMENT OF VEHICLES OVER THE REQUIRED WIDTH OF ADJACENT ACCESSIBLE ROUTES. (CBC - 11B-502.7.2)
9. PARKING SPACE IDENTIFICATION SIGNS SHALL INCLUDE THE INTERNATIONAL SYMBOL OF ACCESSIBILITY COMPLYING WITH SECTION 11B-703.7.2.1. IN WHITE ON A BLUE BACKGROUND, SIGNS IDENTIFYING VAN PARKING SPACES SHALL CONTAIN ADDITIONAL LANGUAGE OR AN ADDITIONAL SIGN WITH THE DESIGNATION "VAN ACCESSIBLE". SIGNS SHALL BE 60 INCHES MIN ABOVE THE FINISH FLOOR OR GROUND SURFACE MEASURED TO THE BOTTOM OF THE SIGN. *EXCEPTION:* SIGNS LOCATED WITHIN A CIRCULATION PATH SHALL BE A MIN. OF 80 INCHES ABOVE THE FINISH FLOOR OR GROUND SURFACE MEASURED TO THE BOTTOM OF THE SIGN. (11B-502.6). ADDITIONAL LANGUAGE OR AN ADDITIONAL SIGN BELOW THE INTERNATIONAL SYMBOL OF ACCESSIBILITY SHALL STATE "MINIMUM FINE \$250."(CBC - 11B-502.6.2)
10. PARKING IDENTIFICATION SIGNS SHALL BE REFLECTORIZED WITH A MIN AREA OF 70 SQUARE INCHES.(11B-502.6.1). PARKING SPACE IDENTIFICATION SIGN SHALL BE VISIBLE FROM EACH PARKING SPACE. SIGNS SHALL BE PERMANENTLY POSTED EITHER IMMEDIATELY ADJACENT TO THE PARKING SPACE OR WITHIN THE PROJECTED PARKING SPACE WIDTH AT THE HEAD END OF THE PARKING SPACE. SIGN MAY ALSO BE PERMANENTLY POSTED ON A WALL AT THE INTERIOR END OF THE PARKING SPACE. (CBC - 11B-502.6.3)
11. AN ADDITIONAL SIGN SHALL BE POSTED EITHER : 1) IN A CONSPICUOUS PLACE AT EACH ENTRANCE TO OFF-STREET PARKING FACILITIES, OR 2) IMMEDIATELY ADJACENT TO AN ON-SITE ACCESSIBLE PARKING AND VISIBLE FROM EACH PARKING SPACE. THE SIGN SHALL BE NOT LESS THAN 17 INCHES WIDE BY 22 INCHES HIGH.(CBC - 11B-502.8)
12. THE ADDITIONAL SIGN SHALL CLEARLY STATE IN LETTERS WITH A MIN. HEIGHT OF 1 INCH THE FOLLOWING: "UNAUTHORIZED VEHICLES PARKED IN DESIGNATED ACCESSIBLE SPACES NOT DISPLAYING DISTINGUISHING PLACARDS OR SPECIAL LICENSE PLATES ISSUED FOR PERSONS WITH DISABILITIES WILL BE TOWED AWAY AT OWNER'S EXPENSE. TOWED VEHICLES MAY BE RECLAIMED AT _____ OR BY TELEPHONING _____." (BLANK SPACES ARE TO BE FILLED IN WITH APPROPRIATE INFORMATION AS A PERMANENT PART OF THE SIGN.)(CBC - 11B-502.8.2)
13. EACH ACCESSIBLE CAR OR VAN SPACE SHALL HAVE A SURFACE IDENTIFICATION COMPLYING WITH EITHER CBC SECTIONS 11B-502.6.4.1 OR 11B-502.6.4.2
- CBC - 11B-502.6.4.1. THE PARKING SPACE SHALL BE MARKED WITH AN INTERNATIONAL SYMBOL OF ACCESSIBILITY IN WHITE ON A BLUE BACKGROUND A MIN. OF 36 INCHES WIDE BY 36 INCHES HIGH. THE CENTERLINE OF THE ISA SHALL BE A MAX. 6 INCHES FROM THE CENTERLINE OF THE PARKING SPACE, ITS SIDES PARALLEL TO THE LENGTH OF THE PARKING SPACE AND ITS LOWER CORNER OR LOWER SIDE ALIGNED WITH THE END OF THE PARKING SPACE.
- CBC - 11B-502.6.4.2. THE PARKING SPACE SHALL BE OUTLINED IN BLUE OR PAINTED BLUE AND SHALL BE MARKED WITH AN INTERNATIONAL SYMBOL OF ACCESSIBILITY COMPLYING WITH SECTION 11B-703.7.2.1 IN WHITE OR A SUITABLE CONTRASTING COLOR A MIN. OF 36 INCHES WIDE BY 36 INCHES HIGH. THE CENTERLINE OF THE ISA SHALL BE A MAX. 6 INCHES FROM THE CENTERLINE OF THE PARKING SPACE, ITS SIDES PARALLEL TO THE LENGTH OF THE PARKING SPACE AND ITS LOWER CORNER OR LOWER SIDE ALIGNED WITH THE END OF THE PARKING SPACE.
14. FOR EVERY SIX OR FRACTION OF SIX PARKING SPACES REQUIRED BY CBC SECTION 11B-208.2, AT LEAST ONE SHALL BE A VAN PARKING SPACE COMPLYING WITH SECTION 11B-502. (CBC - 11B-208.2.4)
15. SIGNS INTENDED FOR USE BY PEDESTRIANS WITHIN PARKING FACILITIES, INCLUDING DIRECTIONAL OR INFORMATIONAL SIGNS INDICATING PARKING SECTIONS OR LEVELS SHALL COMPLY WITH THE REQUIREMENTS OF CBC SECTION 11B-216.(CBC - 11B-216.5.2)

TOILET AND BATHING FIXTURES & ACCESSORIES

1. THE SEAT HEIGHT OF AN ACCESSIBLE WATER CLOSET ABOVE THE FINISH FLOOR SHALL BE 17 INCHES MIN. AND 19 INCHES MAX. MEASURED TO THE TOP OF THE SEAT. SEAT SHALL NOT BE SPRUNG TO RETURN TO A LIFTED POSITION. SEAT SHALL BE 2 INCHES HIGH MAX. (CBC - 11B-604.4)
2. GRAB BARS WITH CIRCULAR CROSS SECTIONS SHALL HAVE AN OUTSIDE DIAMETER OF 1 1/4 INCHES MIN AND 2 INCHES MAX. GRAB BARS WITH NON-CIRCULAR CROSS SECTIONS SHALL HAVE A CROSS-SECTION DIMENSION OF 2 INCHES MAX. AND A PERIMETER DIMENSION OF 4 INCHES MIN. AND 4.8 INCHES MAX. (CBC - 11B-609.2.1 & 11B-609.2.2)
3. THE SPACING BETWEEN THE WALL AND THE GRAB BAR SHALL BE 1 1/2 INCHES MIN. THE SPACE BETWEEN THE GRAB BAR AND PROJECTING OBJECTS BELOW AND AT THE ENDS SHALL BE 1 1/2 INCHES MIN. THE SPACE BETWEEN THE GRAB BAR AND PROJECTING OBJECTS ABOVE SHALL BE 12 INCHES MIN. (CBC - 11B-609.3)
4. GRAB BARS SHALL BE INSTALLED IN A HORIZONTAL POSITION, 33 INCHES MIN AND 36 INCHES MAX. ABOVE THE FINISH FLOOR MEASURED TO THE TOP OF THE GRIPPING SURFACE.(CBC - 11B-609.4) GRAB BARS SHALL NOT ROTATE WITHIN THEIR FITTINGS.(CBC - 11B-609.6) ALLOWABLE STRESSES SHALL NOT BE EXCEEDED FOR MATERIALS USED WHEN A VERTICAL OR HORIZONTAL FORCE OF 250 POUNDS IS APPLIED. (CBC - 11B-609.8)
5. GRAB BARS FOR WATER CLOSETS SHALL BE PROVIDED ON THE SIDE WALL CLOSEST TO THE WATER CLOSET AND ON THE REAR WALL. THE SIDE WALL GRAB BAR SHALL BE 42 INCHES LONG MIN., LOCATED 12 INCHES MAX. FROM THE REAR WALL AND EXTENDING 54 INCHES MIN. FROM THE REAR WALL WITH THE FRONT END POSITIONED 24 INCHES MIN. IN FRONT OF THE WATER CLOSET. (CBC - 11B-604.5.1) THE REAR WALL GRAB BAR SHALL BE 36 INCHES LONG MIN. AND EXTEND FROM THE CENTERLINE OF THE WATER CLOSET 12 INCHES MIN. ON ONE SIDE AND 24 INCHES MIN. ON THE OTHER SIDE. (CBC - 11B-604.5.2)

WALKING SURFACES

1. THE RUNNING SLOPE OF WALKING SURFACES SHALL NOT BE STEEPER THAN 1:20. THE CROSS SLOPE OF WALKING SURFACES SHALL NOT BE STEEPER THAN 1:48. *EXCEPTION:* THE RUNNING SLOPE OF SIDEWALKS SHALL NOT EXCEED THE GENERAL GRADE ESTABLISHED FOR THE ADJACENT STREET OR HIGHWAY. (CBC - 11B-403.3)
2. FLOOR AND GROUND SURFACES SHALL BE STABLE, FIRM AND SLIP RESISTANT. CHANGES IN LEVEL SHALL COMPLY WITH CBC SECTION 11B-302.
3. CHANGES IN LEVEL BETWEEN 1/4 INCH HIGH MAX. SHALL BE PERMITTED TO BE VERTICAL AND WITHOUT EDGE TREATMENT. CHANGES IN LEVEL BETWEEN 1/4 INCH HIGH MIN. AND 1/2 INCH HIGH MAX. SHALL BE BEVELED WITH A SLOPE NOT STEEPER THAN 1:2. CHANGES IN LEVEL GREATER THAN 1/2 INCH HIGH SHALL BE RAMPED, AND SHALL COMPLY WITH CBC SECTION 11B-405 OR 11B-406. (11B-303.2, 11B-303.3, 11B-303.4)
4. ABRUPT CHANGES IN LEVEL EXCEEDING 4" IN A VERTICAL DIMENSION BETWEEN WALKS, SIDEWALKS OR OTHER PEDESTRIAN WAYS AND ADJACENT SURFACES OR FEATURES SHALL BE IDENTIFIED BY WARNING CURBS AT 6 INCHES IN HEIGHT ABOVE THE WALK OR SIDEWALK SURFACE. (CBC - 11B-303.5)
5. EXCEPT AS PROVIDED IN CBC SECTIONS 11B-403.5.2 AND 11B-403.5.3, THE CLEAR WIDTH OF WALKING SURFACES SHALL BE 36 INCHES MIN. *EXCEPTIONS:*
- A) THE CLEAR WIDTH SHALL BE REDUCED TO 32 INCHES MIN. FOR A LENGTH OF 24 INCHES MAX. PROVIDED THAT REDUCED WIDTH SEGMENTS ARE SEPARATED BY SEGMENTS THAT ARE 48 INCHES LONG MIN AND 36 INCHES WIDE MIN.
- B) THE CLEAR WIDTH FOR WALKING SURFACES IN CORRIDORS SERVING AN OCCUPANT LOAD OF 10 OR MORE SHALL BE 44 INCHES MIN.
- C) THE CLEAR WIDTH FOR SIDEWALKS AND WALKS SHALL BE 48 INCHES MIN.
- D) THE CLEAR WIDTH FOR AISLES SHALL BE 36 INCHES MIN IF SERVING ELEMENTS ON ONLY ONE SIDE AND 44 INCHES MIN. IF SERVING ELEMENTS ON BOTH SIDES.
- E) THE CLEAR WIDTH FOR ACCESSIBLE ROUTES TO ACCESSIBLE TOILET COMPARTMENTS SHALL BE 44 INCHES EXCEPT FRO DOOR-OPENING WIDTHS AND DOOR SWINGS.
6. AN ACCESSIBLE ROUTE WITH A CLEAR WIDTH LESS THAN 60 INCHES SHALL PROVIDE PASSING SPACES AT INTERVALS OF 200 FEET MAX. PASSING SPACES SHALL BE EITHER: A SPACE 60 INCHES MIN. BY 60 INCHES MIN. OR, AN INTERSECTION OF TWO WALKING SURFACES PROVIDING A T-SHAPED SPACE WHERE THE BASE AND ARMS OF THE T-SHAPED SPACE EXTEND 48 INCHES MIN. BEYOND THE INTERSECTION. (CBC - 11B-403.5.3)
7. ALL WALKS WITH CONTINUOUS GRADIENTS SHALL HAVE RESTING AREAS 60 INCHES IN LENGTH, AT INTERVALS OF 400 FEET MAX. THE REST SHALL BE AT LEAST AS WIDE AS THE WALK. THE SLOPE OF THE RESTING AREA IN ALL DIRECTIONS SHALL BE 1:48 MAX. (CBC - 11B-403.7)
8. OPENINGS IN FLOOR OR GROUND SURFACES SHALL NOT ALLOW PASSAGE OF A SPHERE MORE THAN 1/2 INCH DIAMETER. ELONGATED OPENING SHALL BE PLACED SO THAT THE LONG DIMENSION IS PERPENDICULAR TO THE DOMINANT DIRECTION OF TRAVEL. (CBC - 11B-302.3)
9. CARPET OR CARPET TILE SHALL BE SECURELY ATTACHED AND SHALL HAVE A FIRM CUSHION, PAD, OR BACKING OR NO CUSHION OR PAD. CARPET OR CARPET TILE SHALL HAVE A LEVEL LOOP, TEXTURED LOOP, LEVEL CUT PILE, LEVEL CUT/UNCUT PILE TEXTURE. PILE HEIGHT SHALL BE 1/2 INCH MAX. EXPOSED EDGES OF CARPET SHALL BE FASTENED TO FLOOR SURFACES AND SHALL HAVE TRIM ON THE ENTIRE LENGTH OF THE EXPOSED EDGE. (CBC - 11B-302.2)

CURB RAMPS

- CURB RAMP IS DEFINED AS "A SLOPING PEDESTRIAN WAY, INTENDED FOR PEDESTRIAN TRAFFIC, WHICH PROVIDES ACCESS BETWEEN A WALK OR SIDEWALK AND A SURFACE LOCATED ABOVE OR BELOW AN ADJACENT CURB FACE". (CBC SECTION 202)
1. CURB RAMPS MAY BE PERPENDICULAR, PARALLEL, OR A COMBINATION OF PERPENDICULAR AND PARALLEL. RAMP SHALL HAVE A RUNNING SLOPE NOT STEEPER THAN 1:12. WHERE PROVIDED, CURB RAMP FLARES SHALL NOT BE STEEPER THAN 1:10. (CBC - 11B-406.1, 11B-406.2 & 11B-406.3)
2. THE RUNNING SLOPE OF PARALLEL CURB RAMP SEGMENTS SHALL BE IN-LINE WITH THE DIRECTION OF THE SIDEWALK TRAVEL. RAMP RUNS SHALL HAVE A RUNNING SLOPE NOT STEEPER THAN 1:12. A TURNING SPACE 48 INCHES MIN. SHALL BE PROVIDED AT THE BOTTOM OF THE CURB RAMP. THE SLOPE OF THE TURNING SPACE IN ALL DIRECTIONS SHALL BE 1:48 MAX.(CBC - 11B-406.3)
3. BLENDED TRANSITIONS SHALL HAVE A RUNNING SLOPE NOT STEEPER THAN 1:20.(CBC - 11B-406.4)
4. CURB RAMPS AND THE FLARES SIDES SHALL BE LOCATED SO THAT THEY DO NOT PROJECT INTO THE VEHICULAR TRAFFIC LANES, PARKING SPACES, OR PARKING ACCESS AISLES. CURB RAMPS AT MARKED CROSSINGS SHALL BE WHOLLY CONTAINED WITHIN THE MARKINGS, EXCLUDING ANY FLARED SIDES. (11B-406.5.1)
5. THE CLEAR WIDTH OF CURB RAMP RUNS (EXCLUDING ANY FLARED SIDES), BLENDED TRANSITIONS, AND TURNING SPACES SHALL BE 48 INCHES MIN. LANDINGS SHALL BE PROVIDED AT THE TOPS OF CURB RAMPS AND BLENDED TRANSITIONS. THE LANDINGS CLEAR LENGTH SHALL BE 48 INCHES MIN. THE LANDING CLEAR WIDTH SHALL BE AT LEAST AS WIDE AS THE CURB RAMP.EXCLUDING ANY FLARED SIDES OR THE BLENDED TRANSITION LEADING TO THE LANDING. THE SLOPE OF THE LANDING IN ALL DIRECTIONS SHALL BE 1:48 MAX. (CBC - 11B-406.5.2, 11B-406.5.3)
- 6.COUNTER SLOPES OF ADJOINING GUTTERS AND ROAD SURFACES IMMEDIATELY ADJACENT TO AND WITHIN 24 INCHES OF THE RAMP SHALL NOT BE STEEPER THAN 1:20. THE ADJACENT SURFACES AT TRANSITIONS AT CURB RAMPS TO WALKS, GUTTERS, AND STREETS SHALL BE AT THE SAME LEVEL. (CBC - 11B-406.5.3)
7. THE BOTTOM OF DIAGONAL CURB RAMPS SHALL HAVE A CLEAR SPACE 48 INCHES MIN. OUTSIDE ACTIVE TRAFFIC LANES OF THE ROADWAY. DIAGONAL OR CORNER TYPE CURB RAMPS WITH RETURNED CURBS OR OTHER WELL-DEFINED EDGES SHALL HAVE THE EDGES PARALLEL TO THE DIRECTION OF PEDESTRIAN FLOW. DIAGONAL CURB RAMPS WITH FLARED SIDES SHALL HAVE A SEGMENT OF CURB 24 INCHES LONG MIN. LOCATED ON EACH SIDE OF THE CURB RAMP AND WITHIN THE MARKED CROSSING. (CBC - 11B-406.5.3, 11B-406.5.10)
8. DETECTABLE WARNINGS AT CURB RAMPS SHALL EXTEND 36 INCHES IN THE DIRECTION OF TRAVEL. DETECTABLE WARNINGS SHALL EXTEND THE FULL WIDTH OF THE RAMP RUN LESS 2 INCHES MAX. ON EACH SIDE, EXCLUDING ANY FLARED SIDES. DETECTIBLE WARNINGS SHALL BE LOCATED SO THAT THE EDGE NEAREST THE CURB IS 6 INCHES MIN. AND 8 INCHES MAX. FROM THE LINE AT THE FACE OF THE CURB MARKING THE TRANSITION BETWEEN THE CURB AND THE GUTTER, STREET OR HIGHWAY.(CBC - 11B-705.1.2.2) CURB RAMPS CONT'D.
9. DETECTABLE WARNINGS SHALL CONSIST OF A SURFACE OF TRUNCATED DOMES. TRUNCATED DOMES IN A DETECTABLE WARNING SURFACE SHALL HAVE A BASE DIAMETER OF 0.9 INCH MIN AND 0.92 INCH MAX, A TOP DIAMETER OF 0.45 INCH MIN AND 0.47 INCH MAX, AND A HEIGHT OF 0.2 INCH (CBC - 11B-705.1.1.1) TRUNCATED DOMES SHALL HAVE A CENTER TO CENTER SPACING OF 2.3 INCHES MIN AND 2.4 INCHES MAX. AND A BASE TO BASE SPACING OF 0.65 INCH MIN. MEASURED BETWEEN THE MOST ADJACENT DOMES ON A SQUARE GRID. (CBC - 11B-705.1.1.2) DETECTABLE WARNING SURFACES SHALL PROVIDE A 70 PERCENT MINIMUM VISUAL CONTRAST WITH ADJACENT WALKING SURFACES.(CBC - 11B-705.1.1.3.2) DETECTABLE WARNING SURFACES SHALL DIFFER FROM ADJOINING SURFACES IN RESILIENCY OR SOUND ON CANE CONTACT.(CBC - 11B-705.1.1.4) DETECTABLE WARNING SURFACES SHALL BE YELLOW AND APPROXIMATE FS 35338 OF FEDERAL STANDARD 595C.(CBC - 11B-705.1.1.3.1)
- EXCEPTION: WHERE THE DETECTABLE WARNING SURFACE DOES NOT PROVIDE A 70 PERCENT MIN. CONTRAST WITH ADJACENT WALKING SURFACES, A 1 INCH WIDE MIN. VISUALLY CONTRASTING SURFACE SHALL SEPARATE THE DETECTABLE WARNING FROM ADJACENT WALKING SURFACES. THE VISUALLY CONTRASTING SURFACE SHALL CONTRAST WITH BOTH THE DETECTABLE WARNING AND ADJACENT WALKING SURFACES EITHER LIGHT-ON-DARK, OR DARK-ON-LIGHT.*

SITE DEVELOPMENT & ACCESSIBLE ROUTE OF TRAVEL

1. ACCESSIBLE ROUTE OF TRAVEL IS DEFINED AS "A CONTINUOUS UNOBSTRUCTED PATH CONNECTING ACCESSIBLE ELEMENTS AND SPACES ON AN ACCESSIBLE SITE, BUILDING OR FACILITY THAT CAN BE NEGOTIATED BY A PERSON WITH A DISABILITY USING A WHEELCHAIR AND THAT IS ALSO SAFE FOR AND USABLE BY PERSONS WITH OTHER DISABILITIES, AND THAT IS CONSISTENT WITH THE DEFINITION OF "PATH OF TRAVEL". (CBC - 202)
2. AT LEAST ONE ACCESSIBLE ROUTE SHALL BE PROVIDED WITHIN THE SITE SHALL FROM ACCESSIBLE PUBLIC TRANSPORTATION STOPS, ACCESSIBLE PARKING AND ACCESSIBLE PASSENGER LOADING ZONES, PUBLIC STREETS AND SIDEWALKS TO THE ACCESSIBLE BUILDING OR FACILITY ENTRANCE THEY SERVE. WHERE MORE THAN ONE ROUTE IS PROVIDED ALL ROUTES MUST BE ACCESSIBLE. (CBC - 11B-206.2)
3. AT LEAST ONE ACCESSIBLE ROUTE SHALL CONNECT ACCESSIBLE BUILDINGS, ACCESSIBLE FACILITIES, ACCESSIBLE ELEMENTS AND ACCESSIBLE SPACES THAT ARE ON THE SAME SITE. (CBC - 11B-206.2.2). AT LEAST ONE ACCESSIBLE ROUTE SHALL CONNECT EACH STORY AND MEZZANINE IN MULTI-STORY BUILDING AND FACILITIES. (CBC -11B-206.2.3)
4. ACCESSIBLE ROUTES SHALL COINCIDE WITH OR BE LOCATED IN THE SAME AREA AS GENERAL CIRCULATION PATHS. AN ACCESSIBLE ROUTE SHALL NOT PASS THROUGH KITCHENS, STORAGE ROOMS, RESTROOMS, CLOSETS OR OTHER SPACES USED FOR SIMILAR PURPOSES, EXCEPT AS PERMITTED BY CHAPTER 10 (CBC - 11B-206.3)



401 S. Hewitt, Los Angeles, CA 90013

Gensler

500 South Figueroa Street
Los Angeles, California 90071
United States

Tel 213.327.3600
Fax 213.327.3601

WALTER P MOORE

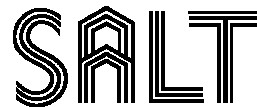


707 Wilshire Blvd., Suite 2100
Los Angeles, CA 90017
Tel 213.292.6500
Fax 213.292.6600

277 S. Lake Street
Burbank, CA 91502
Tel 818.508.6300
Fax 818.508.7050



555 Flower St., Suite 4300
Los Angeles, CA 90071
Tel 213.223.1400



423 Gin Ling Way
Los Angeles, CA 90012
Tel 213.234.0057

△	Date	Description
5	01/31/2019	100% SD
8	10/22/2021	ENTITLEMENT SET RESUBMITTAL
Seal / Signature		

NOT FOR
CONSTRUCTION

Project Name

401 S Hewitt

Project Number

05.1291.000

Description

ACCESSIBILITY NOTES

Scale

G0.201

TOILET AND BATHING ROOMS

18. URINALS SHALL BE THE STALL-TYPE OR THE WALL-HUNG TYPE WITH THE RIM 17 INCHES MAX. ABOVE THE FINISH FLOOR OR GROUND. URINALS SHALL BE 13 1/2 INCHES DEEP MIN. MEASURED FROM THE OUTER FACE OF THE URINAL RIM TO THE BACK OF THE FIXTURE. (CBC - 11B-605.2).
19. A CLEAR FLOOR OR GROUND SPACE COMPLYING WITH CBC SECTION 11B-305 POSITIONED FOR FORWARD APPROACH SHALL BE PROVIDED. (CBC - 11B-605.3).
20. FLUSH CONTROLS SHALL BE HAND OPERATED OR AUTOMATIC. HAND OPERATED FLUSH CONTROLS SHALL COMPLY WITH CBC SECTION 11B-309 EXCEPT THAT THE FLUSH CONTROL SHALL BE MOUNTED AT A MIN. HEIGHT OF 44 INCHES ABOVE THE FINISH FLOOR. (CBC - 11B-605.4).
21. LAVATORIES AND SINKS SHALL COMPLY WITH CBC SECTION 11B-606.
22. A CLEAR FLOOR SPACE COMPLYING WITH CBC SECTION 11B-305, POSITIONED FOR A FORWARD APPROACH AND KNEE AND TOE CLEARANCE COMPLYING WITH CBC SECTION 11B-306 SHALL BE PROVIDED. (CBC - 11B-606.2)
23. LAVATORIES AND SINK SHALL BE INSTALLED WITH THE FRONT OF THE HIGHER OF THE RIM OR COUNTER SURFACE 34 INCHES MAX. ABOVE THE FINISH FLOOR OR GROUND. (CBC - 11B-606.3)
24. CONTROLS FOR FAUCETS SHALL COMPLY WITH CBC SECTION 11B-309. HAND -OPERATED METERING FAUCETS SHALL REMAIN OPEN FOR 10 SECONDS MIN. (CBC - 11B-606.4)
25. WATER SUPPLY AND DRAIN PIPES UNDER LAVATORIES AND SINKS SHALL BE INSULATED OR OTHERWISE CONFIGURED TO PROTECT AGAINST CONTACT. THERE SHALL BE NO SHARP OR ABRASIVE SURFACES UNDER LAVATORIES OR SINKS. (CBC - 11B-606.5)
26. LAVATORIES, WHEN LOCATED ADJACENT TO A SIDE WALL OR PARTITION, SHALL BE A MIN. OF 18 INCHES TO THE CENTERLINE OF THE FIXTURE. (11B-606.6)
27. SHOWER COMPARTMENTS SHALL COMPLY WITH SECTION 11B-608. STANDARD ROLL-IN TYPE SHOWER COMPARTMENTS SHALL BE 30 INCHES WIDE MIN. AND 60 INCHES DEEP MIN. CLEAR INSIDE DIMENSIONS MEASURED AT CENTER POINTS OF OPPOSING SIDES WITH THE FULL OPENING WIDTH ON THE LONG SIDE. (11B-608.2.2, FIGURE 11B-608.2.2)
28. A 36 INCH WIDE BY 60 INCH LONG MIN. CLEARANCE SHALL BE PROVIDED ADJACENT TO THE OPEN FACE OF THE SHOWER COMPARTMENT. (11B-608.2.2.1)
29. GRAB BARS SHALL COMPLY WITH SECTION 11B-609 AND SHALL BE IN ACCORDANCE WITH SECTION 11B-608.3.
30. A FOLDING SEAT SHALL BE PROVIDED IN ROLL-IN TYPE SHOWERS. SEATS SHALL COMPLY WITH SECTION 11B-610. (11B-608.4)
31. CONTROLS, FAUCETS, AND SHOWER SPRAY UNITS SHALL COMPLY WITH SECTION 11B-309.4. CONTROLS AND FAUCETS SHALL BE OF A SINGLE-LEVER DESIGN. (11B-608.5 & 11B-608.6)
32. THRESHOLD IN ROLL-IN TYPE SHOWER COMPARTMENTS SHALL BE 1/2 INCH HIGH MAX. IN ACCORDANCE WITH SECTION 11B-303. (11B-608.7)

SPACE ALLOWANCE & REACH RANGES

1. FLOOR OR GROUND SURFACES OF A CLEAR FLOOR OR GROUND SPACE SHALL COMPLY WITH SECTION 11B-302. CHANGES IN LEVEL ARE NOT PERMITTED. (11B-305.2) *EXCEPTION:* SLOPES NOT STEEPER THAN 1:48 SHALL BE PERMITTED.
2. THE CLEAR FLOOR OR GROUND SPACE SHALL BE 30 INCHES MIN. BY 48 INCHES MIN. (11B-305.3).
3. UNLESS OTHERWISE SPECIFIED, CLEAR FLOOR OR GROUND SPACE SHALL BE POSITIONED FOR EITHER FORWARD OR PARALLEL APPROACH TO AN ELEMENT. (11B-305.5)
4. ONE FULL UNOBSTRUCTED SIDE OF THE CLEAR FLOOR OR GROUND SPACE SHALL ADJOIN AN ACCESSIBLE ROUTE OR ADJOIN ANOTHER CLEAR FLOOR OR GROUND SPACE. (11B-305.6)
5. TURNING SPACE SHALL COMPLY WITH SECTION 11B-304.3.1 CIRCULAR SPACE OR 11B-304.3.2 T-SHAPED SPACE.
6. REACH RANGES SHALL COMPLY WITH SECTION 11B-308.
7. WHERE A FORWARD REACH IS UNOBSTRUCTED, THE HIGH FORWARD REACH SHALL BE 48 INCHES MAX. AND THE LOW FORWARD REACH SHALL BE 15 INCHES MIN. ABOVE THE FINISH FLOOR OR GROUND. (11B-308.2.1)
8. WHERE A CLEAR FLOOR OR GROUND SPACE ALLOWS A PARALLEL APPROACH TO AN ELEMENT AND THE SIDE REACH IS UNOBSTRUCTED, THE HIGH SIDE REACH SHALL BE 48 INCHES MAX. AND THE LOW SIDE REACH SHALL BE 15 INCHES MIN. ABOVE THE FINISH FLOOR OR GROUND.
9. WHERE SPACE BENEATH AN ELEMENT IS INCLUDED AS PART OF CLEAR FLOOR OR GROUND SPACE OR TURNING SPACE, THE SPACE SHALL COMPLY WITH SECTION 11B-306. ADDITIONAL SPACE SHALL NOT BE PROHIBITED BENEATH AN ELEMENT BUT SHALL NOT BE CONSIDERED AS PART OF THE CLEAR FLOOR OR GROUND SPACE OR TURNING SPACE. (11B-306.1)
10. TOE CLEARANCE. SPACE UNDER AN ELEMENT BETWEEN THE FINISH FLOOR OR GROUND AND 9 INCHES ABOVE THE FINISH FLOOR OR GROUND SHALL BE CONSIDERED TOE CLEARANCE AND SHALL COMPLY WITH SECTION 11B-306.2.
11. TOE CLEARANCE SHALL BE 30 INCHES WIDE MIN. (11B-306.2.5)
12. KNEE CLEARANCE. SPACE UNDER AN ELEMENT BETWEEN 9 INCHES AND 27 INCHES ABOVE THE FINISH FLOOR OR GROUND SHALL BE CONSIDERED KNEE CLEARANCE AND SHALL COMPLY WITH SECTION 11B-306.3.
13. KNEE CLEARANCE SHALL BE 30 INCHES WIDE MIN. (11B-306.3.5)

PROTRUDING OBJECTS

1. OBJECTS WITH LEADING EDGES BETWEEN 27 INCHES AND NOT MORE THAN 80 INCHES ABOVE THE FINISHED FLOOR OR GROUND SHALL PROTRUDE 4 INCHES MAX. HORIZONTALLY INTO THE CIRCULATION PATH. (11B-307.2) *EXCEPTION:* HANDRAILS SHALL BE PERMITTED TO PROTRUDE 4 1/2 INCHES MAX.
2. FREE-STANDING OBJECTS MOUNTED ON POSTS OR PYLONS SHALL OVERHANG CIRCULATION PATHS 12INCHES MAXIMUM WHEN LOCATED 27 INCHES MIN. AND 80 INCHES MAX. ABOVE THE FINISH FLOOR OR GROUND. WHERE A SIGN OR OTHER OBSTRUCTION IS MOUNTED BETWEEN POSTS OR PYLONS AND THE CLEAR DISTANCE BETWEEN THE POSTS OR PYLON IS GREATER THAN 12 INCHES, THE LOWEST EDGE OF SUCH SIGN OR OBSTRUCTION SHALL BE 27 INCHES MAX. AND 80 INCHES MIN. ABOVE THE FINISH FLOOR OR GROUND. (11B-307.3)
3. WHERE SIGNS OR OTHER OBJECTS ARE MOUNTED ON POST OR PYLONS AND THEIR BOTTOM EDGES ARE LESS THAN 80 INCHES ABOVE THE FLOOR OR GROUND SURFACE, THE EDGES OF SUCH SINGS OR OBJECTS SHALL BE ROUNDED OR EASED AND THE CORNERS SHALL HAVE A MIN. RADIUS OF 1/8 INCH. (11B-307.3.1)
4. VERTICAL CLEARANCE SHALL BE 80 INCHES HIGH MIN. GUARDRAILS OR OTHER BARRIERS SHALL BE PROVIDED WHERE THE VERTICAL CLEARANCE IS LESS THAN 80 INCHES HIGH. THE LEADING EDGE OF SUCH GUARDRAIL OR BARRIER SHALL BE LOCATED 27 INCHES MAX. ABOVE THE FINISH FLOOR OR GROUND. (11B-307.4) *EXCEPTION:* DOOR CLOSERS AND DOOR STOPS SHALL BE PERMITTED TO BE 78 INCHES MIN. ABOVE THE FINISH FLOOR OF GROUND.
5. WHERE A GUY SUPPORT IS USED WITHIN EITHER THE WIDTH OF A CIRCULATION PATH OR 24 INCHES MAX. OUTSIDE THE CIRCULATION PATH, A VERTICAL GUY BRACE, SIDEWALK GUY OR SIMILAR DEVICE SHALL BE USED TO PREVENT A HAZARD OR AN OVERHEAD OBSTRUCTION. (CBC 11B-307.4.1)
6. PROTRUDING OBJECTS SHALL NOT REDUCE THE CLEAR WIDTH OF AN ACCESSIBLE ROUTES. (11B-307.5)
7. THE MEANS OF EGRESS SHALL HAVE A CEILING HEIGHT OF NOT LESS THAN 7 FEET 6 INCHES. (1003.2) *EXCEPTIONS:*
A) SLOPED CEILINGS IN ACCORDANCE WITH SECTION 1208.2
- B) STAIR HEADROOM IN ACCORDANCE WITH SECTION 1009.5
- C) RAMP HEADROOM IN ACCORDANCE WITH SECTION 1010.6.2
- D) THE CLEAR HEIGHT OF FLOOR LEVELS IN VEHICULAR AND PEDESTRIAN TRAFFIC AREAS IN PARKING GARAGES IN ACCORDANCE WITH SECTION 406.4.1
- E) AREAS ABOVE AND BELOW MEZZANINE FLOORS IN ACCORDANCE WITH SECTION 505.2

SPACE ALLOWANCE & REACH RANGES

10. TOE CLEARANCE. SPACE UNDER AN ELEMENT BETWEEN THE FINISH FLOOR OR GROUND AND 9 INCHES ABOVE THE FINISH FLOOR OR GROUND SHALL BE CONSIDERED TOE CLEARANCE AND SHALL COMPLY WITH SECTION 11B-306.2.
11. TOE CLEARANCE SHALL BE 30 INCHES WIDE MIN. (11B-306.2.5)
12. KNEE CLEARANCE. SPACE UNDER AN ELEMENT BETWEEN 9 INCHES AND 27 INCHES ABOVE THE FINISH FLOOR OR GROUND SHALL BE CONSIDERED KNEE CLEARANCE AND SHALL COMPLY WITH SECTION 11B-306.3.
13. KNEE CLEARANCE SHALL BE 30 INCHES WIDE MIN. (11B-306.3.5)
- PROTRUDING OBJECTS
1. OBJECTS WITH LEADING EDGES BETWEEN 27 INCHES AND NOT MORE THAN 80 INCHES ABOVE THE FINISHED FLOOR OR GROUND SHALL PROTRUDE 4 INCHES MAX. HORIZONTALLY INTO THE CIRCULATION PATH. (11B-307.2) *EXCEPTION:* HANDRAILS SHALL BE PERMITTED TO PROTRUDE 4 1/2 INCHES MAX.
2. FREE-STANDING OBJECTS MOUNTED ON POSTS OR PYLONS SHALL OVERHANG CIRCULATION PATHS 12INCHES MAXIMUM WHEN LOCATED 27 INCHES MIN. AND 80 INCHES MAX. ABOVE THE FINISH FLOOR OR GROUND. WHERE A SIGN OR OTHER OBSTRUCTION IS MOUNTED BETWEEN POSTS OR PYLONS AND THE CLEAR DISTANCE BETWEEN THE POSTS OR PYLON IS GREATER THAN 12 INCHES, THE LOWEST EDGE OF SUCH SIGN OR OBSTRUCTION SHALL BE 27 INCHES MAX. AND 80 INCHES MIN. ABOVE THE FINISH FLOOR OR GROUND. (11B-307.3)
3. WHERE SIGNS OR OTHER OBJECTS ARE MOUNTED ON POST OR PYLONS AND THEIR BOTTOM EDGES ARE LESS THAN 80 INCHES ABOVE THE FLOOR OR GROUND SURFACE, THE EDGES OF SUCH SINGS OR OBJECTS SHALL BE ROUNDED OR EASED AND THE CORNERS SHALL HAVE A MIN. RADIUS OF 1/8 INCH. (11B-307.3.1)
4. VERTICAL CLEARANCE SHALL BE 80 INCHES HIGH MIN. GUARDRAILS OR OTHER BARRIERS SHALL BE PROVIDED WHERE THE VERTICAL CLEARANCE IS LESS THAN 80 INCHES HIGH. THE LEADING EDGE OF SUCH GUARDRAIL OR BARRIER SHALL BE LOCATED 27 INCHES MAX. ABOVE THE FINISH FLOOR OR GROUND. (11B-307.4) *EXCEPTION:* DOOR CLOSERS AND DOOR STOPS SHALL BE PERMITTED TO BE 78 INCHES MIN. ABOVE THE FINISH FLOOR OF GROUND.
5. WHERE A GUY SUPPORT IS USED WITHIN EITHER THE WIDTH OF A CIRCULATION PATH OR 24 INCHES MAX. OUTSIDE THE CIRCULATION PATH, A VERTICAL GUY BRACE, SIDEWALK GUY OR SIMILAR DEVICE SHALL BE USED TO PREVENT A HAZARD OR AN OVERHEAD OBSTRUCTION. (CBC 11B-307.4.1)
6. PROTRUDING OBJECTS SHALL NOT REDUCE THE CLEAR WIDTH OF AN ACCESSIBLE ROUTES. (11B-307.5)
7. THE MEANS OF EGRESS SHALL HAVE A CEILING HEIGHT OF NOT LESS THAN 7 FEET 6 INCHES. (1003.2) *EXCEPTIONS:*
A) SLOPED CEILINGS IN ACCORDANCE WITH SECTION 1208.2
- B) STAIR HEADROOM IN ACCORDANCE WITH SECTION 1009.5
- C) RAMP HEADROOM IN ACCORDANCE WITH SECTION 1010.6.2
- D) THE CLEAR HEIGHT OF FLOOR LEVELS IN VEHICULAR AND PEDESTRIAN TRAFFIC AREAS IN PARKING GARAGES IN ACCORDANCE WITH SECTION 406.4.1
- E) AREAS ABOVE AND BELOW MEZZANINE FLOORS IN ACCORDANCE WITH SECTION 505.2

TOILET AND BATHING ROOMS

1. WHERE TOILET FACILITIES AND BATHING FACILITIES ARE PROVIDED, THEY SHALL COMPLY WITH CBC SECTION 11B-213.
2. WHERE TOILET ROOMS ARE PROVIDED, EACH TOILET ROOM SHALL COMPLY WITH CBC SECTION 11B-603. WHERE BATHING ROOMS ARE PROVIDED EACH BATHING ROOM SHALL COMPLY WITH CBC SECTION 11B-603. (11B-213.2)
3. UNISEX (SINGLE-USER OR FAMILY) TOILET ROOMS SHALL CONTAIN NOT MORE THAN ONE LAVATORY. AND NOT MORE THAN TWO WATER CLOSETS WITHOUT URINALS OR ONE WATER CLOSET AND ONE URINAL. UNISEX (SINGLE-USER OR FAMILY) BATHING ROOMS SHALL CONTAIN ONE SHOWER OR ONE SHOWER AND ONE BATHTUB. ONE LAVATORY AND ONE WATER CLOSET. DOORS TO UNISEX (SINGLE-USER OR FAMILY) TOILET ROOMS AND UNISEX (SINGLE-USER OR FAMILY) BATHING ROOMS SHALL HAVE PRIVACY LATCHES. (CBC - 11B-213.2.1)
4. WHERE TOILET COMPARTMENTS ARE PROVIDED, AT LEAST FIVE PERCENT OF THE TOILET COMPARTMENTS OR FIVE PERCENT OF THE COMBINATION OF TOILET COMPARTMENTS AND URINALS, BUT NO FEWER THAN ONE TOILET COMPARTMENT SHALL COMPLY WITH CBC SECTION 11B-604.8.1 IN ADDITION TO THE COMPARTMENTS REQUIRED TO COMPLY WITH 11B-604.8.1 WHERE SIX OR MORE TOILET COMPARTMENTS ARE PROVIDED OR WHERE A COMBINATION OF URINALS AND WATER CLOSETS TOTAL SIX OR MORE FIXTURES. TOILET COMPARTMENTS COMPLYING WITH CBC SECTION 11B-604.8.2 SHALL BE PROVIDED IN THE SAME QUANTITY AS THE TOILET COMPARTMENTS REQUIRED TO COMPLY WITH SECTION 11B-604.8.1. (11B-213.3.1)
5. WHERE LAVATORIES ARE PROVIDED, AT LEAST 10 PERCENT BUT NO FEWER THAN ONE SHALL COMPLY WITH CBC SECTION 11B-606 AND SHALL NOT BE LOCATED IN A TOILET COMPARTMENT. (11B-213.3.4) WHERE ONE OR MORE URINALS ARE PROVIDED AT LEAST 10 PERCENT BUT NO FEWER THAN ONE SHALL COMPLY WITH SECTION 11B-605. WHERE WATER CLOSETS ARE PROVIDED AT LEAST 5 PERCENT BUT NO FEWER THAN ONE SHALL COMPLY WITH SECTION 11B-604.
6. WHERE BATHTUBS OR SHOWERS ARE PROVIDED, AT LEAST ONE BATHTUB COMPLYING WITH SECTION 11B-607 OR AT LEAST ONE SHOWER COMPLYING WITH CBC SECTION 11B-608 SHALL BE PROVIDED. (11B-213.3.6)
7. TURNING SPACE COMPLYING WITH CBC SECTION 11B-304 (CIRCULAR SPACE AND T-SHAPED SPACE) SHALL BE PROVIDED WITHIN THE ROOM. (11B-603.2.1)
8. REQUIRED CLEAR FLOOR SPACES, CLEARANCE AT FIXTURES AND TURNING SPACE SHALL BE PERMITTED TO OVERLAP. (CBC - 11B-603.2.2)
9. DOORS SHALL NOT SWING INTO THE CLEAR FLOOR SPACE OR CLEARANCE REQUIRED FOR ANY FIXTURE. OTHER THAN THE DOOR TO THE ACCESSIBLE WATER CLOSET COMPARTMENT, A DOOR IN ANY POSITION, MAY ENCROACH INTO THE TURNING SPACE BY 12 INCHES MAX. (CBC - 11B-603.2.3) *EXCEPTION:*
10. THE CENTERLINE OF THE WATER CLOSET SHALL BE 17 INCHES MIN. TO 18 INCHES MAX. FROM THE SIDE WALL OR PARTITION, EXCEPT THAT THE WATER CLOSET SHALL BE 17 INCHES MIN. TO 19 INCHES MAX. FROM THE SIDE WALL OR PARTITION IN THE AMBULATORY ACCESSIBLE TOILET COMPARTMENT.(CBC - 11B-604.2)
11. FLUSH CONTROLS SHALL BE HAND OPERATED OR AUTOMATIC. HAND OPERATED FLUSH CONTROLS SHALL COMPLY WITH SECTION 11B-309 EXCEPT THEY SHALL BE LOCATED 44 INCHES MAX. ABOVE THE FINISH FLOOR. FLUSH CONTROLS SHALL BE LOCATED ON THE OPEN SIDE OF THE WATER CLOSET. (CBC - 11B-604.6)
12. CLEARANCE AROUND A WATER CLOSET SHALL BE 60 INCHES MIN. MEASURED PERPENDICULAR FROM THE SIDE WALL AND 56 INCHES MIN. MEASURED PERPENDICULAR FROM THE REAR WALL. A MIN. 60 INCHES WIDE AND 48 INCHES DEEP MANEUVERING SPACE SHALL BE PROVIDED IN FRONT OF THE WATER CLOSET. (CBC - 11B-604.3.1). WHEELCHAIR ACCESSIBLE COMPARTMENTS SHALL COMPLY WITH CBC SECTION 11B-604.8.1. (11B-604.8.1)
13. THE REQUIRED CLEARANCE AROUND THE WATER CLOSET SHALL BE PERMITTED TO OVERLAP THE WATER CLOSET, ASSOCIATED GRAB BARS, DISPENSERS, SANITARY NAPKIN DISPOSAL UNITS, COAT HOOKS, SHELVES, ACCESSIBLE ROUTES, CLEAR FLOOR SPACE AND CLEARANCES REQUIRED AT OTHER FIXTURES AND TURNING SPACE. NO OTHER FIXTURE OR OBSTRUCTIONS SHALL BE LOCATED WITHIN THE REQUIRED WATER CLOSET CLEARANCE. (CBC - 11B-604.3.2)
14. TOILET COMPARTMENT DOORS, INCLUDING HARDWARE SHALL COMPLY WITH CBC SECTION 11B-404 EXCEPT AS NOTED IN CBC SECTION 11B-608.1.2, AND FIGURES 11B-604.8.1.1.2 ,11B-604.8.1.2 AND 11B-604.8.1.1.3. THE DOOR SHALL BE SELF-CLOSING. A DOOR PULL COMPLYING WITH CBC SECTION 11B-404.2.7 SHALL BE PLACED ON BOTH SIDES OF THE DOOR NEAR THE LATCH. (11B-604.8.1.2). DOORS SHALL NOT SWING INTO THE CLEAR FLOOR SPACE OR CLEARANCE REQUIRED FOR ANY FIXTURE. DOORS TO ACCESSIBLE WATER CLOSET COMPARTMENTS SHALL BE PERMITTED TO ENCROACH INTO THE TURNING SPACE WITHOUT LIMITATION. OTHER THAN DOORS TO ACCESSIBLE WATER CLOSET COMPARTMENTS, A DOOR IN ANY POSITION SHALL BE PERMITTED TO ENCROACH INTO THE TURNING SPACE BY 12 INCHES MAXIMUM.
15. AT LEAST ONE SIDE PARTITION SHALL PROVIDE A TOE CLEARANCE OF 9 INCHES MIN ABOVE THE FINISH FLOOR AND 6 INCHES DEEP MIN. BEYOND THE COMPARTMENT-SIDE FACE OF THE PARTITION, EXCLUSIVE OF PARTITION SUPPORT MEMBERS.(CBC - 11B-604.8.1.4)
16. AMBULATORY ACCESSIBLE COMPARTMENTS SHALL HAVE A DEPTH OF 60 INCHES MIN. AND A WIDTH OF 35 INCHES MIN. AND 37 INCHES MAX. (CBC - 11B-604.8.2.1)
17. THE AMBULATORY DOOR SHALL BE SELF-CLOSING. A DOOR PULL COMPLYING WITH CBC SECTION 11B-404.2.7 SHALL BE PLACED ON BOTH SIDES OF THE DOOR NEAR THE LATCH. TOILET COMPARTMENT DOORS SHALL NOT SWING INTO THE MIN. REQUIRED COMPARTMENT AREA. (CBC - 11B-604.8.2.2).

TOILET AND BATHING ROOMS

5. WHERE LAVATORIES ARE PROVIDED, AT LEAST 10 PERCENT BUT NO FEWER THAN ONE SHALL COMPLY WITH CBC SECTION 11B-606 AND SHALL NOT BE LOCATED IN A TOILET COMPARTMENT. (11B-213.3.4) WHERE ONE OR MORE URINALS ARE PROVIDED AT LEAST 10 PERCENT BUT NO FEWER THAN ONE SHALL COMPLY WITH SECTION 11B-605. WHERE WATER CLOSETS ARE PROVIDED AT LEAST 5 PERCENT BUT NO FEWER THAN ONE SHALL COMPLY WITH SECTION 11B-604.
6. WHERE BATHTUBS OR SHOWERS ARE PROVIDED, AT LEAST ONE BATHTUB COMPLYING WITH SECTION 11B-607 OR AT LEAST ONE SHOWER COMPLYING WITH CBC SECTION 11B-608 SHALL BE PROVIDED. (11B-213.3.6)
7. TURNING SPACE COMPLYING WITH CBC SECTION 11B-304 (CIRCULAR SPACE AND T-SHAPED SPACE) SHALL BE PROVIDED WITHIN THE ROOM. (11B-603.2.1)
8. REQUIRED CLEAR FLOOR SPACES, CLEARANCE AT FIXTURES AND TURNING SPACE SHALL BE PERMITTED TO OVERLAP. (CBC - 11B-603.2.2)
9. DOORS SHALL NOT SWING INTO THE CLEAR FLOOR SPACE OR CLEARANCE REQUIRED FOR ANY FIXTURE. OTHER THAN THE DOOR TO THE ACCESSIBLE WATER CLOSET COMPARTMENT, A DOOR IN ANY POSITION, MAY ENCROACH INTO THE TURNING SPACE BY 12 INCHES MAX. (CBC - 11B-603.2.3) *EXCEPTION;*
10. THE CENTERLINE OF THE WATER CLOSET SHALL BE 17 INCHES MIN. TO 18 INCHES MAX. FROM THE SIDE WALL OR PARTITION, EXCEPT THAT THE WATER CLOSET SHALL BE 17 INCHES MIN. TO 19 INCHES MAX. FROM THE SIDE WALL OR PARTITION IN THE AMBULATORY ACCESSIBLE TOILET COMPARTMENT.(CBC - 11B-604.2)
11. FLUSH CONTROLS SHALL BE HAND OPERATED OR AUTOMATIC. HAND OPERATED FLUSH CONTROLS SHALL COMPLY WITH SECTION 11B-309 EXCEPT THEY SHALL BE LOCATED 44 INCHES MAX. ABOVE THE FINISH FLOOR. FLUSH CONTROLS SHALL BE LOCATED ON THE OPEN SIDE OF THE WATER CLOSET. (CBC - 11B-604.6)
12. CLEARANCE AROUND A WATER CLOSET SHALL BE 60 INCHES MIN. MEASURED PERPENDICULAR FROM THE SIDE WALL AND 56 INCHES MIN. MEASURED PERPENDICULAR FROM THE REAR WALL. A MIN. 60 INCHES WIDE AND 48 INCHES DEEP MANEUVERING SPACE SHALL BE PROVIDED IN FRONT OF THE WATER CLOSET. (CBC - 11B-604.3.1). WHEELCHAIR ACCESSIBLE COMPARTMENTS SHALL COMPLY WITH CBC SECTION 11B-604.8.1. (11B-604.8.1)
13. THE REQUIRED CLEARANCE AROUND THE WATER CLOSET SHALL BE PERMITTED TO OVERLAP THE WATER CLOSET, ASSOCIATED GRAB BARS, DISPENSERS, SANITARY NAPKIN DISPOSAL UNITS, COAT HOOKS, SHELVES, ACCESSIBLE ROUTES, CLEAR FLOOR SPACE AND CLEARANCES REQUIRED AT OTHER FIXTURES AND TURNING SPACE. NO OTHER FIXTURE OR OBSTRUCTIONS SHALL BE LOCATED WITHIN THE REQUIRED WATER CLOSET CLEARANCE. (CBC - 11B-604.3.2)
14. TOILET COMPARTMENT DOORS, INCLUDING HARDWARE SHALL COMPLY WITH CBC SECTION 11B-404 EXCEPT AS NOTED IN CBC SECTION 11B-608.1.2, AND FIGURES 11B-604.8.1.1.2 ,11B-604.8.1.2 AND 11B-604.8.1.1.3. THE DOOR SHALL BE SELF-CLOSING. A DOOR PULL COMPLYING WITH CBC SECTION 11B-404.2.7 SHALL BE PLACED ON BOTH SIDES OF THE DOOR NEAR THE LATCH. (11B-604.8.1.2). DOORS SHALL NOT SWING INTO THE CLEAR FLOOR SPACE OR CLEARANCE REQUIRED FOR ANY FIXTURE. DOORS TO ACCESSIBLE WATER CLOSET COMPARTMENTS SHALL BE PERMITTED TO ENCROACH INTO THE TURNING SPACE WITHOUT LIMITATION. OTHER THAN DOORS TO ACCESSIBLE WATER CLOSET COMPARTMENTS, A DOOR IN ANY POSITION SHALL BE PERMITTED TO ENCROACH INTO THE TURNING SPACE BY 12 INCHES MAXIMUM.
15. AT LEAST ONE SIDE PARTITION SHALL PROVIDE A TOE CLEARANCE OF 9 INCHES MIN ABOVE THE FINISH FLOOR AND 6 INCHES DEEP MIN. BEYOND THE COMPARTMENT-SIDE FACE OF THE PARTITION, EXCLUSIVE OF PARTITION SUPPORT MEMBERS.(CBC - 11B-604.8.1.4)
16. AMBULATORY ACCESSIBLE COMPARTMENTS SHALL HAVE A DEPTH OF 60 INCHES MIN. AND A WIDTH OF 35 INCHES MIN. AND 37 INCHES MAX. (CBC - 11B-604.8.2.1)
17. THE AMBULATORY DOOR SHALL BE SELF-CLOSING. A DOOR PULL COMPLYING WITH CBC SECTION 11B-404.2.7 SHALL BE PLACED ON BOTH SIDES OF THE DOOR NEAR THE LATCH. TOILET COMPARTMENT DOORS SHALL NOT SWING INTO THE MIN. REQUIRED COMPARTMENT AREA. (CBC - 11B-604.8.2.2).
18. URINALS SHALL BE THE STALL-TYPE OR THE WALL-HUNG TYPE WITH THE RIM 17 INCHES MAX. ABOVE THE FINISH FLOOR OR GROUND. URINALS SHALL BE 13 1/2 INCHES DEEP MIN. MEASURED FROM THE OUTER FACE OF THE URINAL RIM TO THE BACK OF THE FIXTURE. (CBC - 11B-605.2).
19. A CLEAR FLOOR OR GROUND SPACE COMPLYING WITH CBC SECTION 11B-305 POSITIONED FOR FORWARD APPROACH SHALL BE PROVIDED. (CBC - 11B-605.3).
20. FLUSH CONTROLS SHALL BE HAND OPERATED OR AUTOMATIC. HAND OPERATED FLUSH CONTROLS SHALL COMPLY WITH CBC SECTION 11B-309 EXCEPT THAT THE FLUSH CONTROL SHALL BE MOUNTED AT A MIN. HEIGHT OF 44 INCHES ABOVE THE FINISH FLOOR. (CBC - 11B-605.4).
21. LAVATORIES AND SINKS SHALL COMPLY WITH CBC SECTION 11B-606.
22. A CLEAR FLOOR SPACE COMPLYING WITH CBC SECTION 11B-305, POSITIONED FOR A FORWARD APPROACH AND KNEE AND TOE CLEARANCE COMPLYING WITH CBC SECTION 11B-306 SHALL BE PROVIDED. (CBC - 11B-606.2)
23. LAVATORIES AND SINK SHALL BE INSTALLED WITH THE FRONT OF THE HIGHER OF THE RIM OR COUNTER SURFACE 34 INCHES MAX. ABOVE THE FINISH FLOOR OR GROUND. (CBC - 11B-606.3)
24. CONTROLS FOR FAUCETS SHALL COMPLY WITH CBC SECTION 11B-309. HAND -OPERATED METERING FAUCETS SHALL REMAIN OPEN FOR 10 SECONDS MIN. (CBC - 11B-606.4)
25. WATER SUPPLY AND DRAIN PIPES UNDER LAVATORIES AND SINKS SHALL BE INSULATED OR OTHERWISE CONFIGURED TO PROTECT AGAINST CONTACT. THERE SHALL BE NO SHARP OR ABRASIVE SURFACES UNDER LAVATORIES OR SINKS.(CBC - 11B-606.5)
26. LAVATORIES, WHEN LOCATED ADJACENT TO A SIDE WALL OR PARTITION, SHALL BE A MIN. OF 18 INCHES TO THE CENTERLINE OF THE FIXTURE. (11B-606.6)
27. SHOWER COMPARTMENTS SHALL COMPLY WITH SECTION 11B-608. STANDARD ROLL-IN TYPE SHOWER COMPARTMENTS SHALL BE 30 INCHES WIDE MIN. AND 60 INCHES DEEP MIN. CLEAR INSIDE DIMENSIONS MEASURED AT CENTER POINTS OF OPPOSING SIDES WITH THE FULL OPENING WIDTH ON THE LONG SIDE. (11B-608.2.2, FIGURE 11B-608.2.2)
28. A 36 INCH WIDE BY 60 INCH LONG MIN. CLEARANCE SHALL BE PROVIDED ADJACENT TO THE OPEN FACE OF THE SHOWER COMPARTMENT. (11B-608.2.2.1)
29. GRAB BARS SHALL COMPLY WITH SECTION 11B-609 AND SHALL BE IN ACCORDANCE WITH SECTION 11B-608.3.
30. A FOLDING SEAT SHALL BE PROVIDED IN ROLL-IN TYPE SHOWERS. SEATS SHALL COMPLY WITH SECTION 11B-610. (11B-608.4)
31. CONTROLS, FAUCETS, AND SHOWER SPRAY UNITS SHALL COMPLY WITH SECTION 11B-309.4. CONTROLS AND FAUCETS SHALL BE OF A SINGLE-LEVER DESIGN. (11B-608.5 & 11B-608.6)
32. THRESHOLD IN ROLL-IN TYPE SHOWER COMPARTMENTS SHALL BE 1/2 INCH HIGH MAX. IN ACCORDANCE WITH SECTION 11B-303. (11B-608.7)

SPACE ALLOWANCE & REACH RANGES

1. FLOOR OR GROUND SURFACES OF A CLEAR FLOOR OR GROUND SPACE SHALL COMPLY WITH SECTION 11B-302. CHANGES IN LEVEL ARE NOT PERMITTED. (11B-305.2) *EXCEPTION:* SLOPES NOT STEEPER THAN 1:48 SHALL BE PERMITTED.
2. THE CLEAR FLOOR OR GROUND SPACE SHALL BE 30 INCHES MIN. BY 48 INCHES MIN. (11B-305.3).
3. UNLESS OTHERWISE SPECIFIED, CLEAR FLOOR OR GROUND SPACE SHALL BE POSITIONED FOR EITHER FORWARD OR PARALLEL APPROACH TO AN ELEMENT. (11B-305.5)
4. ONE FULL UNOBSTRUCTED SIDE OF THE CLEAR FLOOR OR GROUND SPACE SHALL ADJOIN AN ACCESSIBLE ROUTE OR ADJOIN ANOTHER CLEAR FLOOR OR GROUND SPACE. (11B-305.6)
5. TURNING SPACE SHALL COMPLY WITH SECTION 11B-304.3.1 CIRCULAR SPACE OR 11B-304.3.2 T-SHAPED SPACE.
6. REACH RANGES SHALL COMPLY WITH SECTION 11B-308.
7. WHERE A FORWARD REACH IS UNOBSTRUCTED, THE HIGH FORWARD REACH SHALL BE 48 INCHES MAX. AND THE LOW FORWARD REACH SHALL BE 15 INCHES MIN. ABOVE THE FINISH FLOOR OR GROUND. (11B-308.2.1)
8. WHERE A CLEAR FLOOR OR GROUND SPACE ALLOWS A PARALLEL APPROACH TO AN ELEMENT AND THE SIDE REACH IS UNOBSTRUCTED, THE HIGH SIDE REACH SHALL BE 48 INCHES MAX. AND THE LOW SIDE REACH SHALL BE 15 INCHES MIN. ABOVE THE FINISH FLOOR OR GROUND.
9. WHERE SPACE BENEATH AN ELEMENT IS INCLUDED AS PART OF CLEAR FLOOR OR GROUND SPACE OR TURNING SPACE, THE SPACE SHALL COMPLY WITH SECTION 11B-306. ADDITIONAL SPACE SHALL NOT BE PROHIBITED BENEATH AN ELEMENT BUT SHALL NOT BE CONSIDERED AS PART OF THE CLEAR FLOOR OR GROUND SPACE OR TURNING SPACE. (11B-306.1)



401 S. Hewitt, Los Angeles, CA 90013

Gensler

500 South Figueroa Street
Los Angeles, California 90071
United States

Tel 213.327.3600
Fax 213.327.3601

WALTER P MOORE

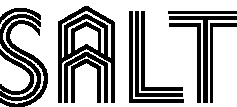
707 Wilshire Blvd., Suite 2100
Los Angeles, CA 90017
Tel 213.292.6500
Fax 213.292.6600



277 S. Lake Street
Burbank, CA 91502
Tel 818.508.6300
Fax 818.508.7050



555 Flower St., Suite 4300
Los Angeles, CA 90071
Tel 213.223.1400



423 Gin Ling Way
Los Angeles, CA 90012
Tel 213.234.0057

△	Date	Description
5	01/31/2019	100% SD
8	10/22/2021	ENTITLEMENT SET RESUBMITTAL

Seal / Signature

NOT FOR
CONSTRUCTION

Project Name

401 S Hewitt

Project Number

05.1291.000

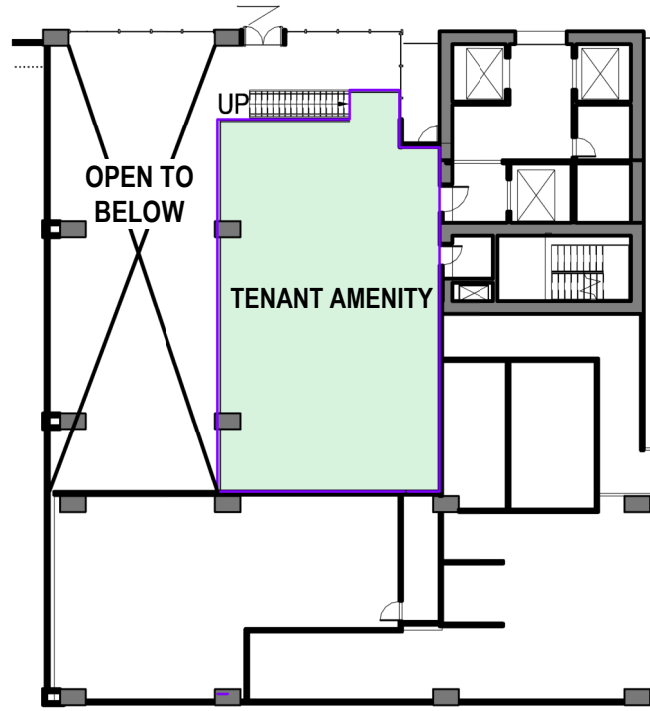
Description

ACCESSIBILITY NOTE

Scale

G0.202

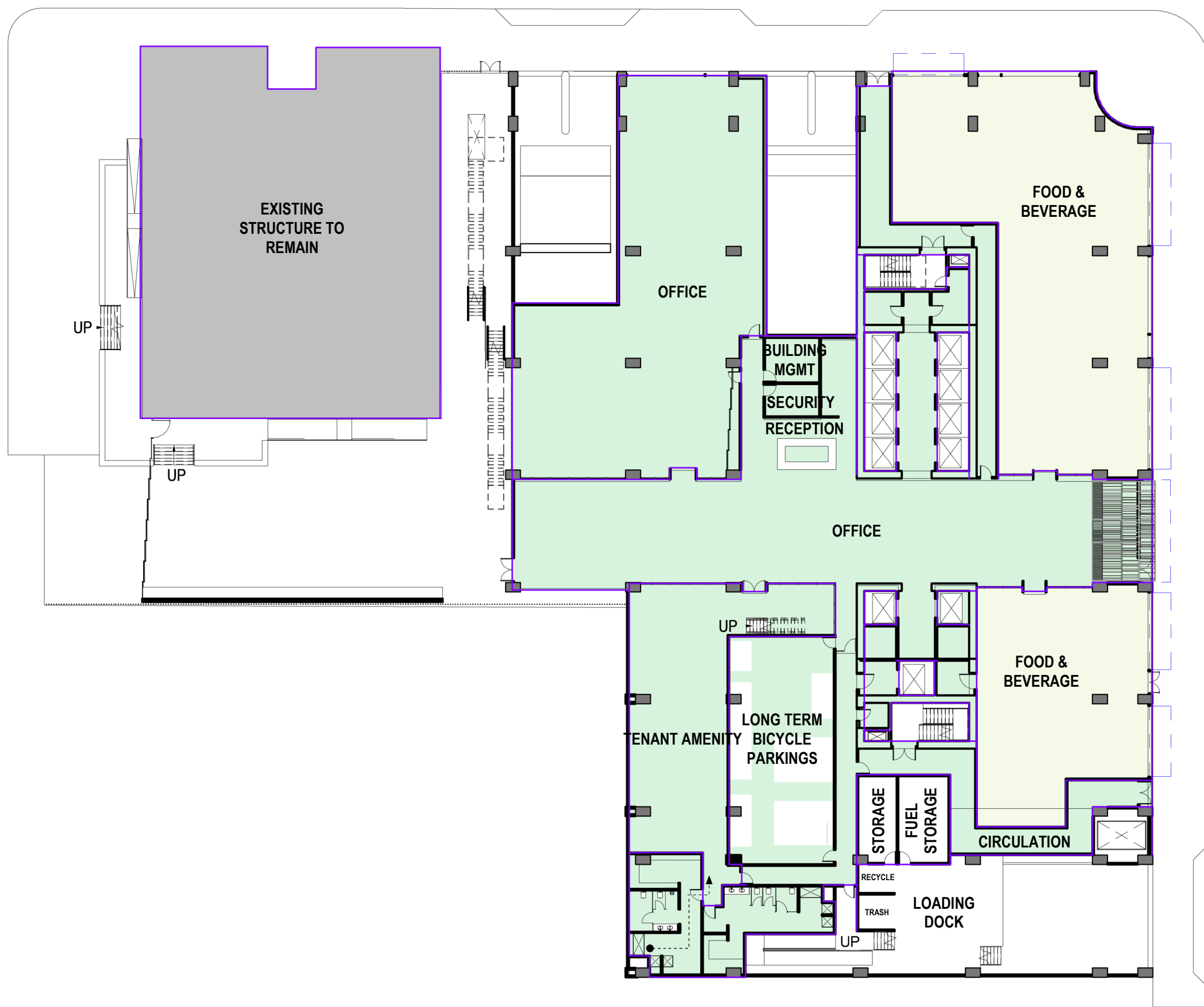
10/22/2021 5:27:08 PM BM 360/005.1291.000 - 4th & Hewitt - Art District LA401_Architecture_F20.rvt



GROUND LEVEL MEZZANINE

1" = 30'-0" SCALE:

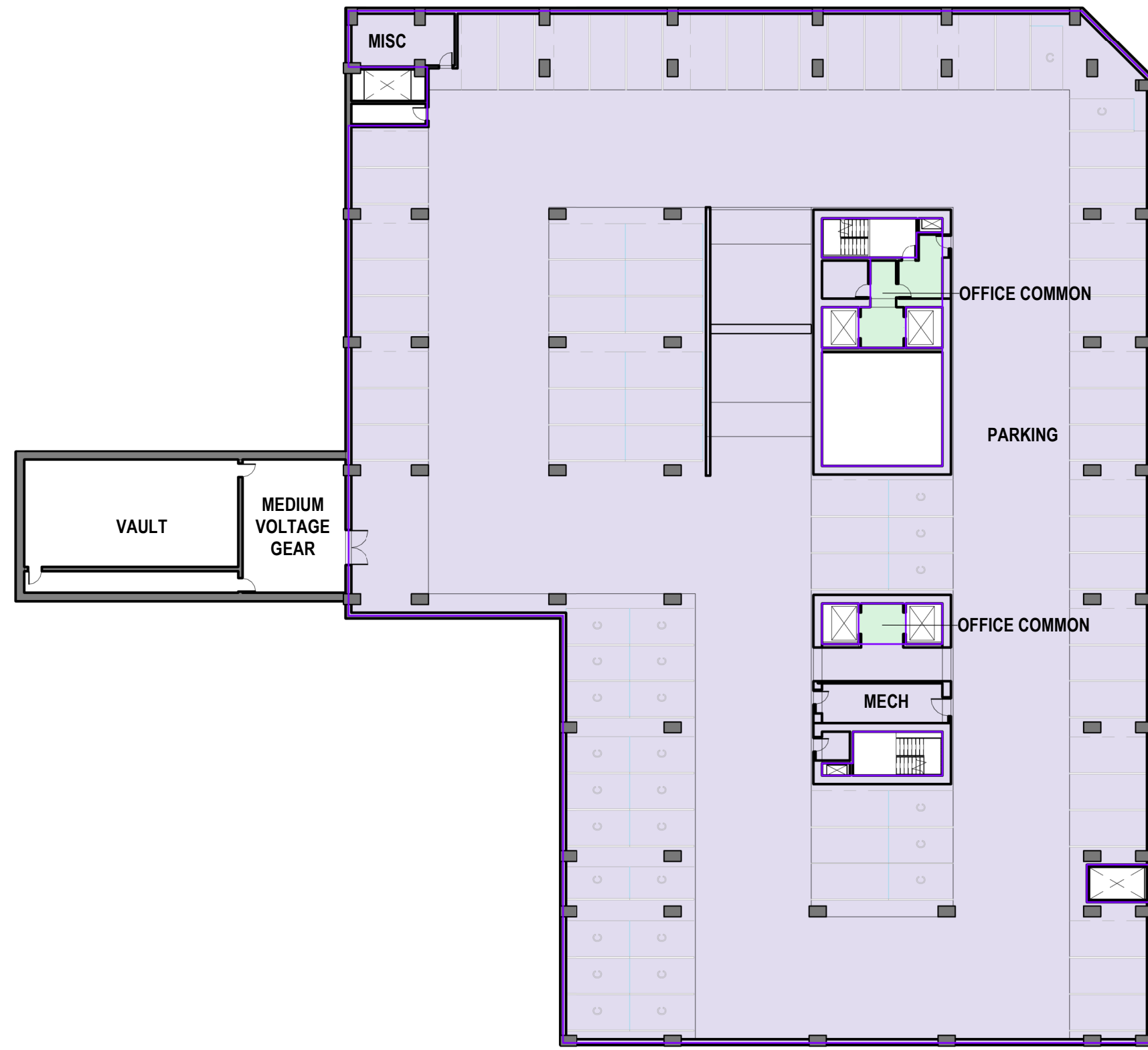
5



GROUND LEVEL

1" = 30'-0" SCALE:

4



BASEMENT 2

1" = 30'-0" SCALE:

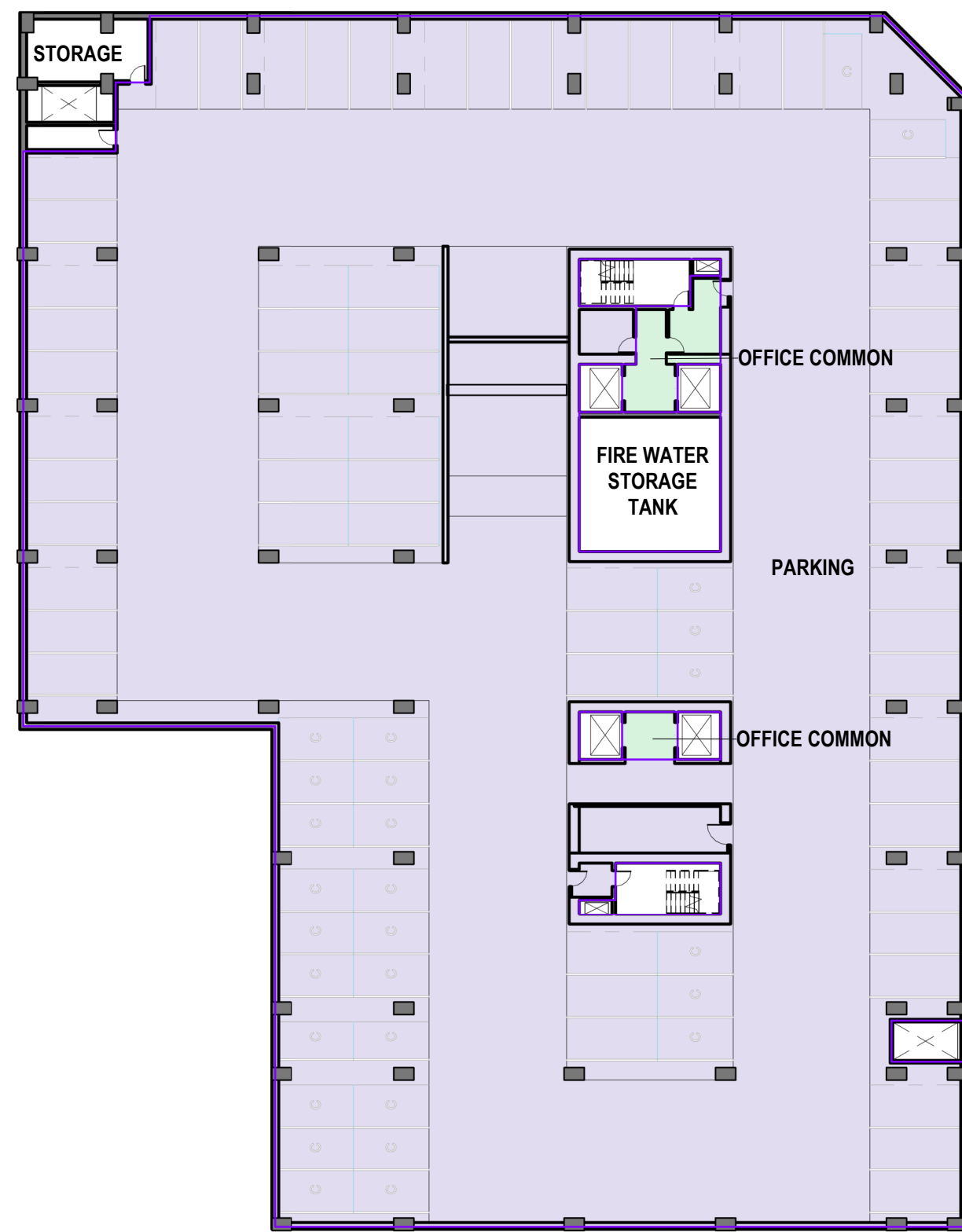
2



BASEMENT 1

1" = 30'-0" SCALE:

3



BASEMENT 3

1" = 30'-0" SCALE:

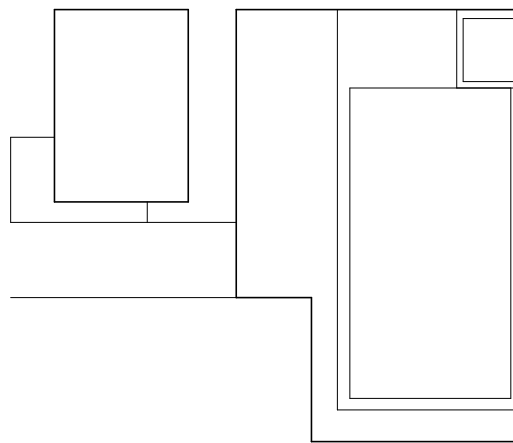
1

SHEET NOTES

- EXISTING STRUCTURE TO REMAIN
- FOOD & BEVERAGE
- OFFICE
- TENANT AMENITY
- OFFICE COMMON
- PARKING

GENERAL NOTES

KEY PLAN



LEGENDARY
INVESTORS GROUP, LLC

401 S. Hewitt, Los Angeles, CA 90013

Gensler

500 South Figueroa Street
Los Angeles, California 90071
United States

Tel 213.327.3600
Fax 213.327.3601

WALTER P MOORE

707 Wilshire Blvd., Suite 2100
Los Angeles, CA 90017
Tel 213.292.6500
Fax 213.292.6600

ARC
engineering

277 S. Lake Street
Burbank, CA 91502
Tel 818.508.6300
Fax 818.508.7050

PSOMAS

555 Flower St., Suite 4300
Los Angeles, CA 90071
Tel 213.223.1400

SALT

423 Gin Ling Way
Los Angeles, CA 90012
Tel 213.234.0057

Date	Description
6 05/31/2019	ENTITLEMENT SET
7 10/02/2019	ENTITLEMENT SET
8 10/22/2021	ENTITLEMENT SET RESUBMITTAL

Seal / Signature

NOT FOR
CONSTRUCTION

Project Name

401 S Hewitt

Project Number

05.1291.000

Description

FLOOR AREA PLANS

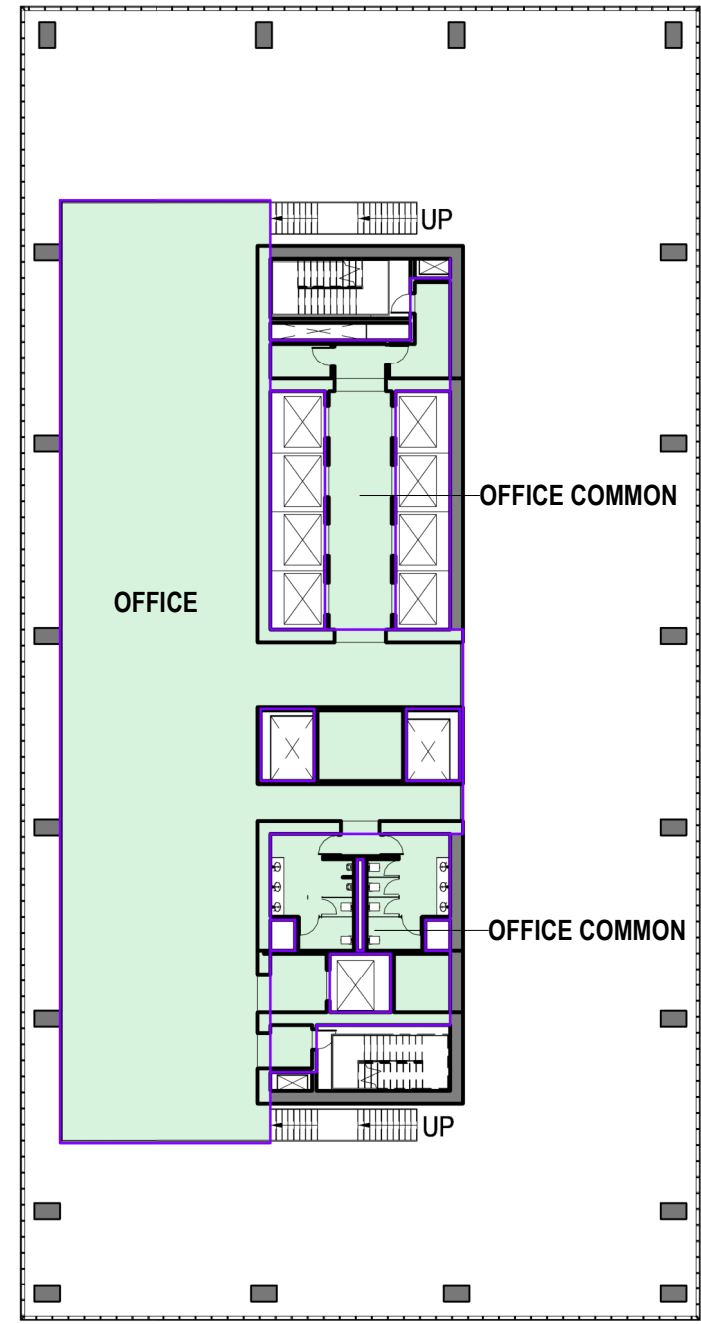
Scale

1" = 30'-0"

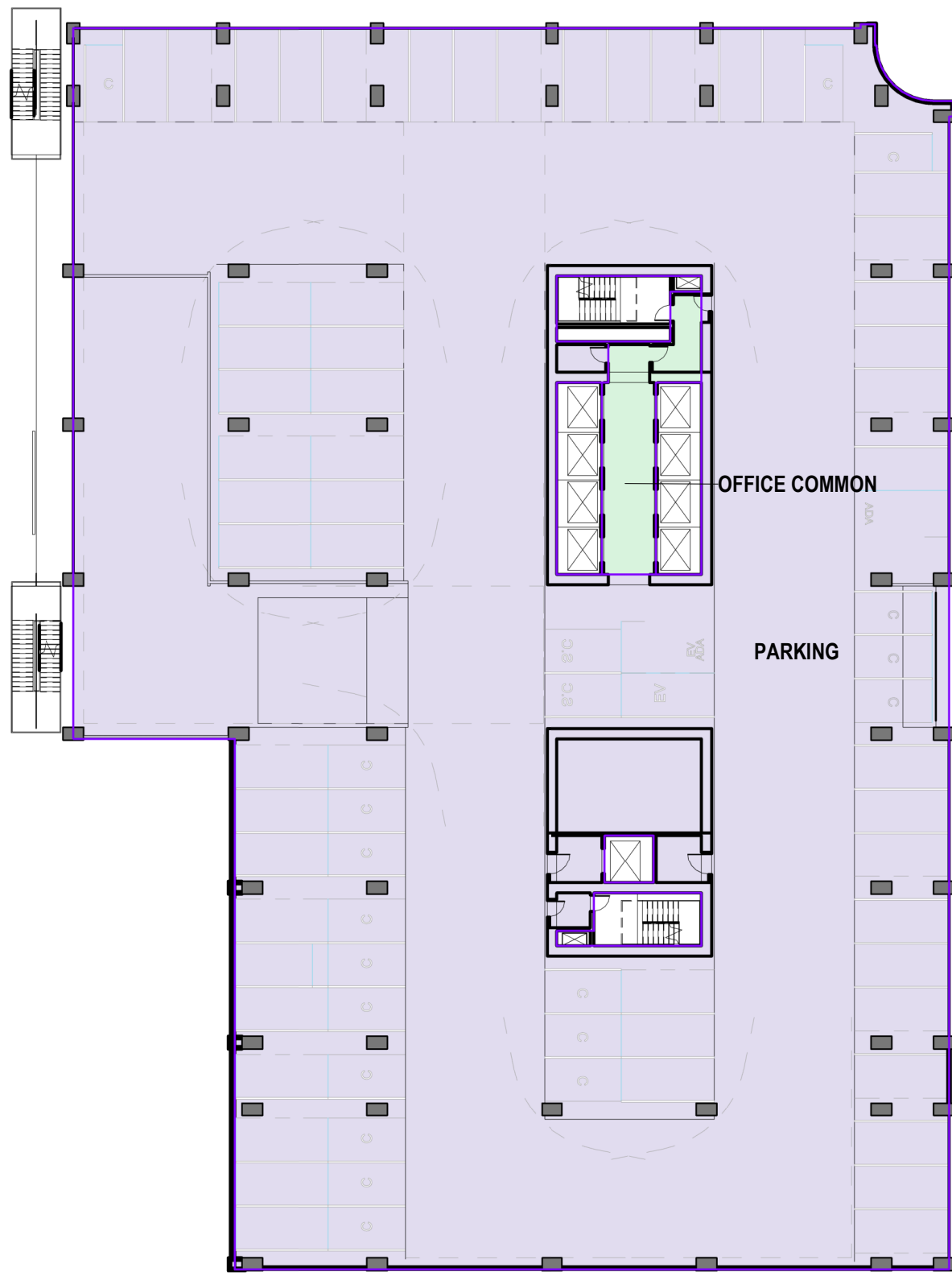
G0.901

© 2017 Gensler

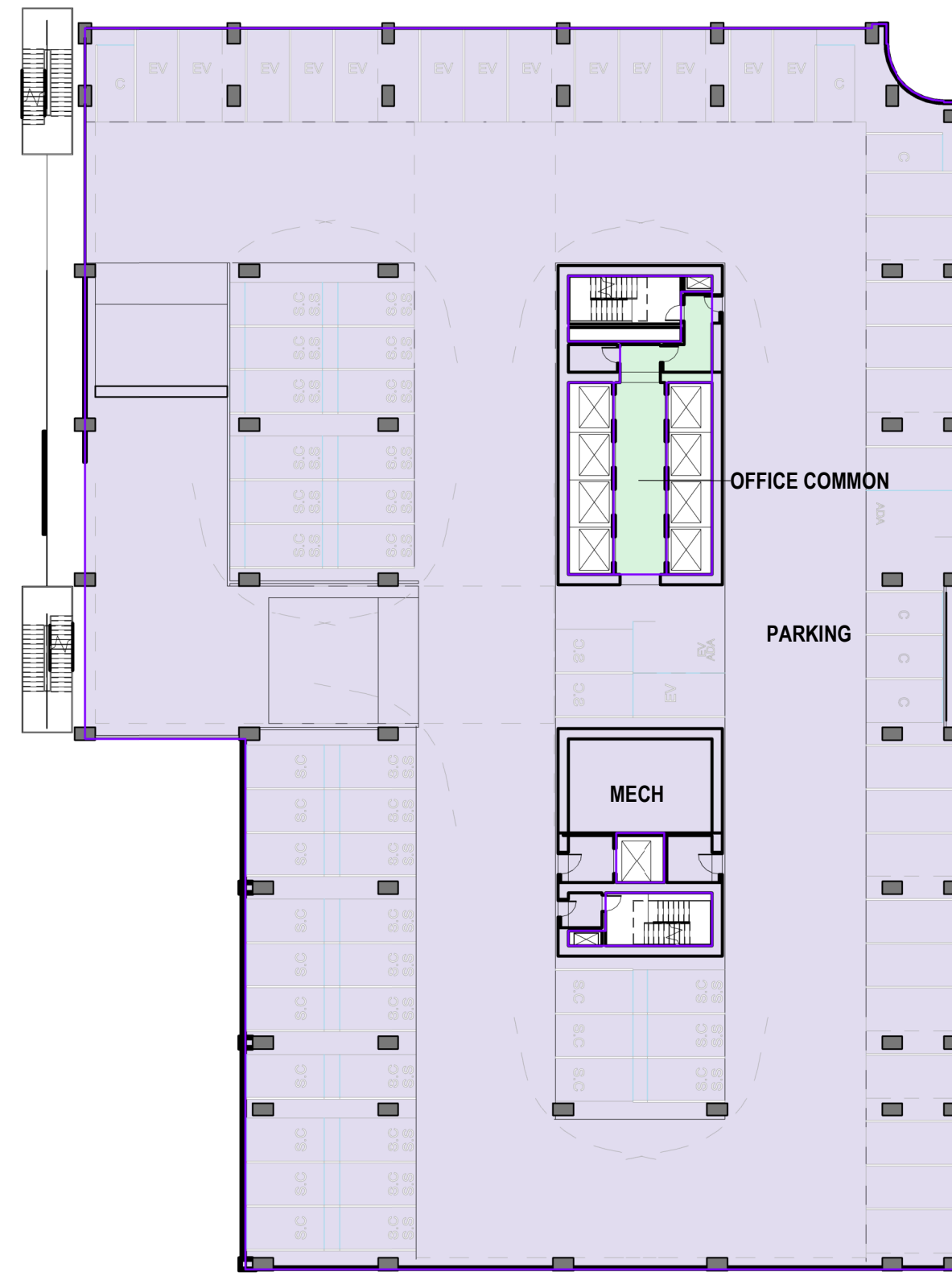
10/22/2021 5:27:30 PM BM 360/005.1291.000 - 4th & Hewitt - Art District LA401_Architecture_F20.rvt



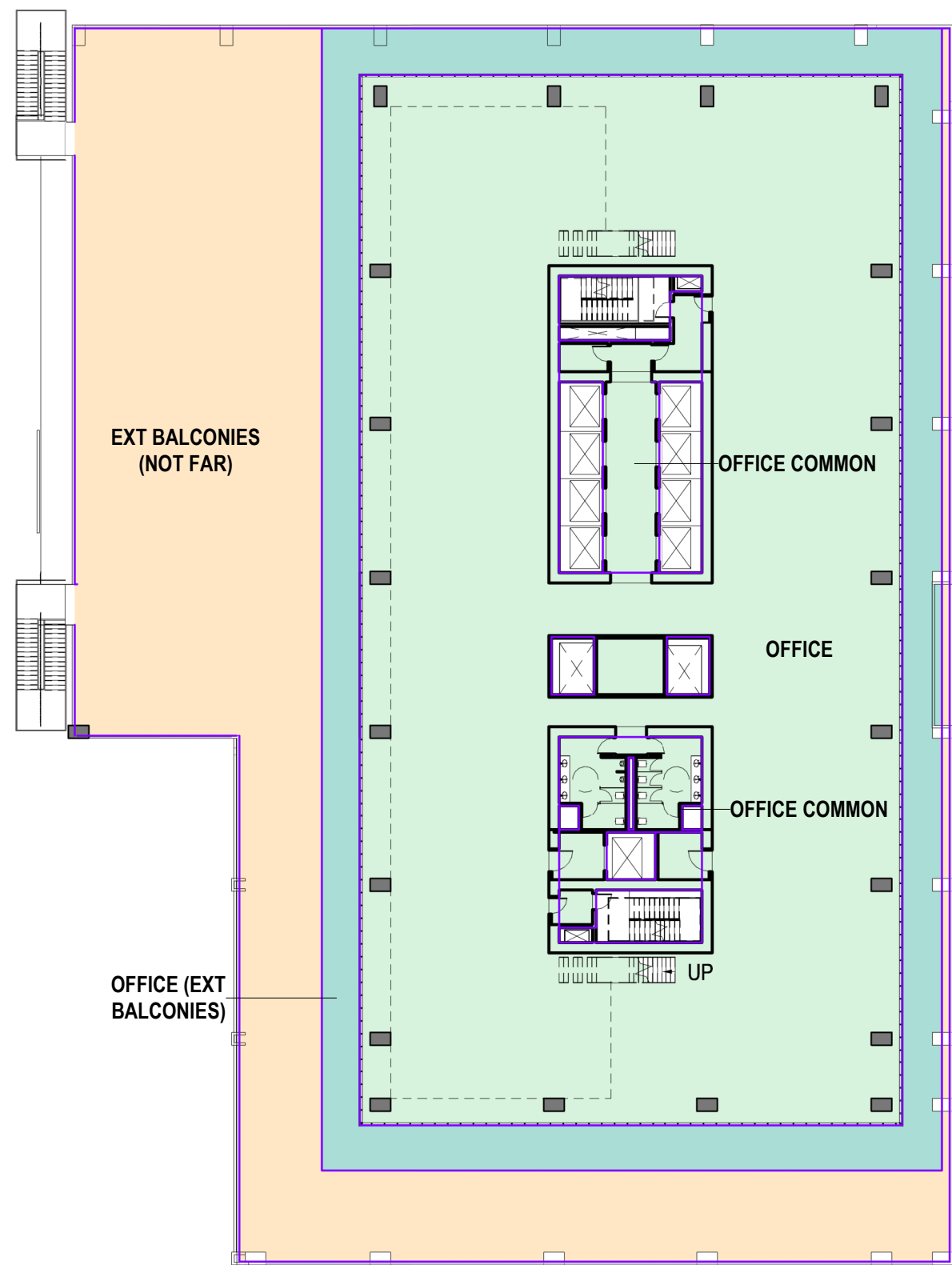
LEVEL 6 MEZZANINE
1" = 30'-0" SCALE: 6



LEVEL 5
1" = 30'-0" SCALE: 4



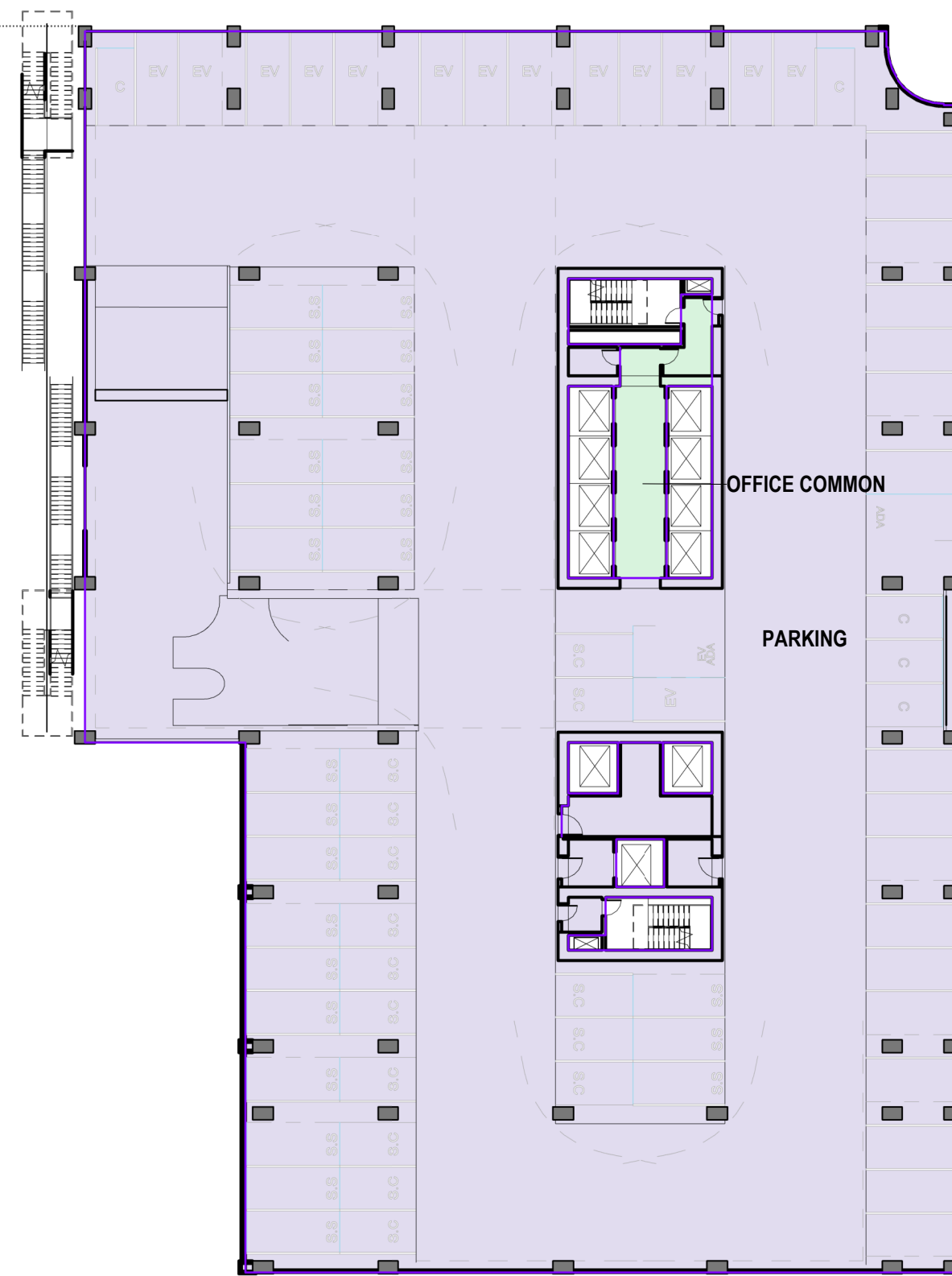
LEVEL 3
1" = 30'-0" SCALE: 2



LEVEL 6
1" = 30'-0" SCALE: 5



LEVEL 4
1" = 30'-0" SCALE: 3



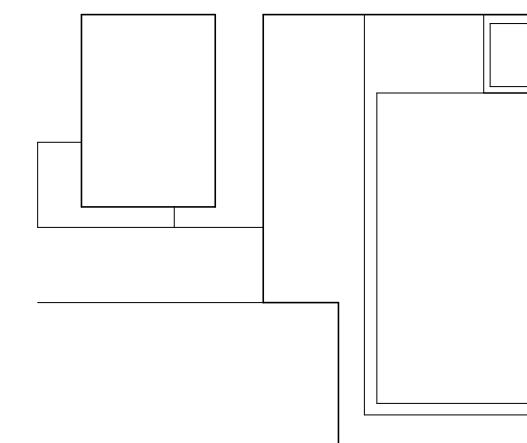
LEVEL 2
1" = 30'-0" SCALE: 1

SHEET NOTES

- EXT BALCONIES (NOT FAR)
- OFFICE
- OFFICE (EXT BALCONIES)
- OFFICE COMMON
- PARKING

GENERAL NOTES

KEY PLAN



401 S. Hewitt, Los Angeles, CA 90013

Gensler

500 South Figueroa Street
Los Angeles, California 90071
United States

Tel 213.327.3600
Fax 213.327.3601

WALTER P MOORE

707 Wilshire Blvd., Suite 2100
Los Angeles, CA 90017
Tel 213.292.6500
Fax 213.292.6600



277 S. Lake Street
Burbank, CA 91502
Tel 818.508.6300
Fax 818.508.7050



555 Flower St., Suite 4300
Los Angeles, CA 90071
Tel 213.223.1400



423 Gin Ling Way
Los Angeles, CA 90012
Tel 213.234.0057

Date	Description
6 05/31/2019	ENTITLEMENT SET
7 10/02/2019	ENTITLEMENT SET
8 10/22/2021	ENTITLEMENT SET RESUBMITTAL

Seal / Signature

**NOT FOR
CONSTRUCTION**

Project Name

401 S Hewitt

Project Number

05.1291.000

Description

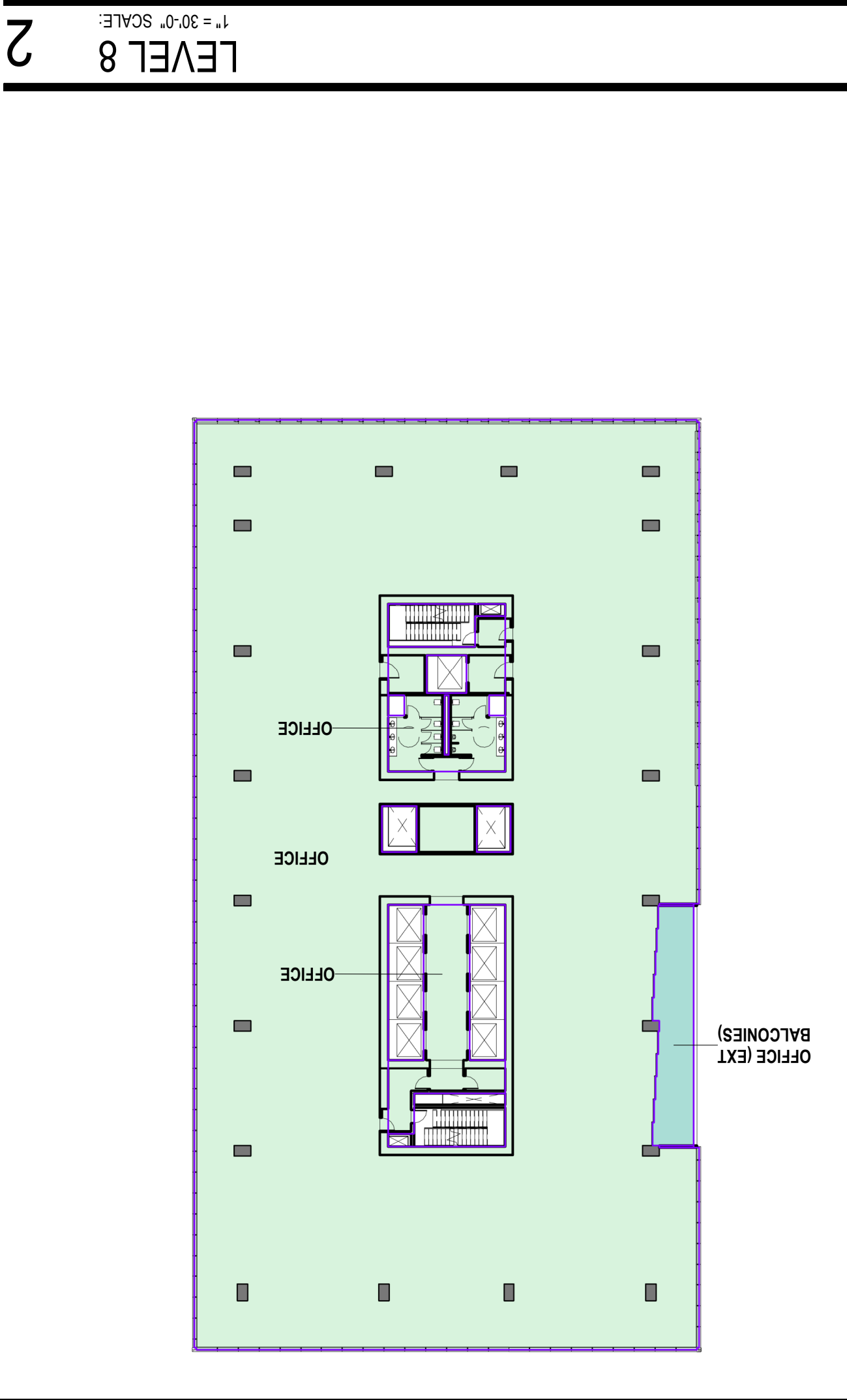
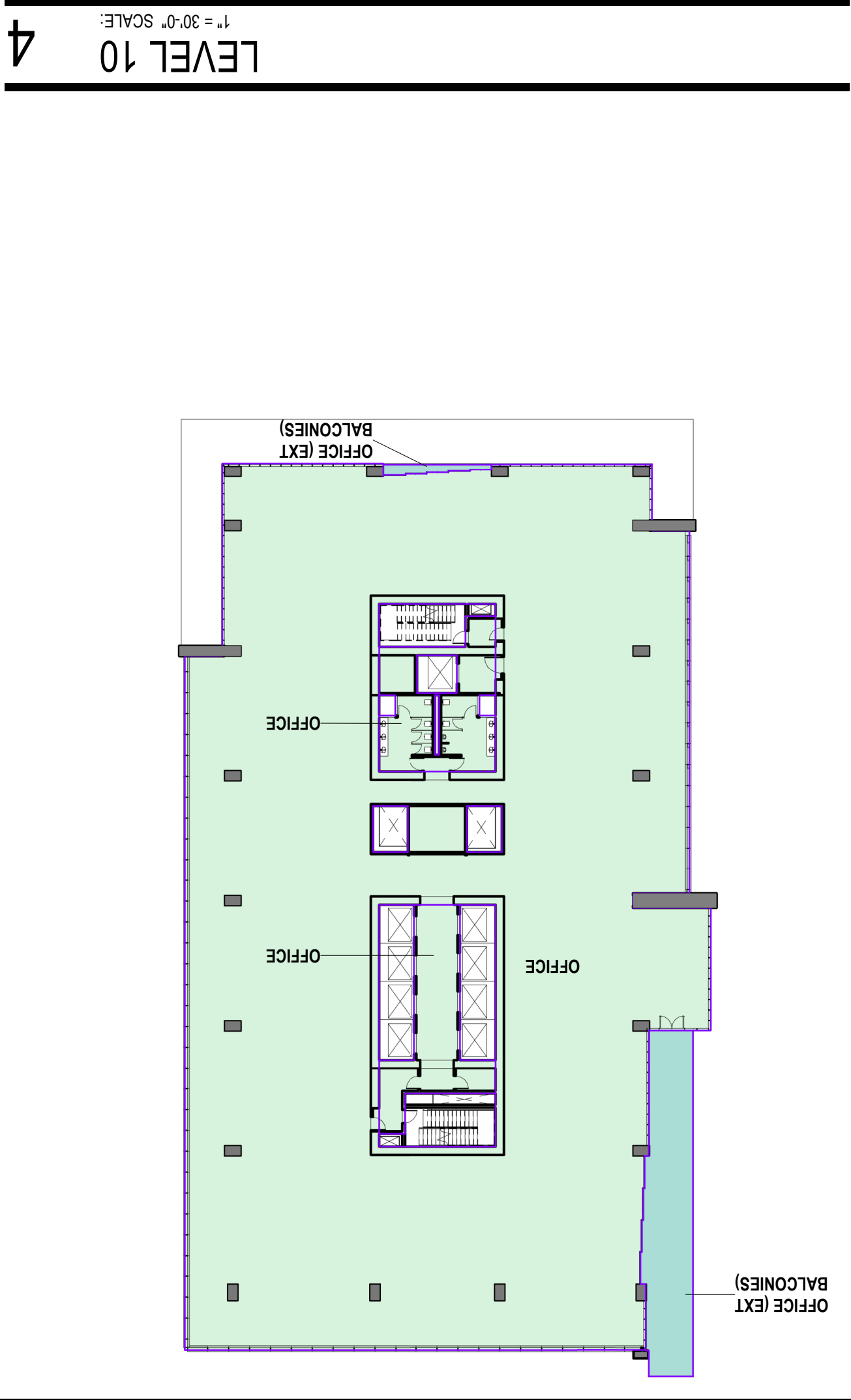
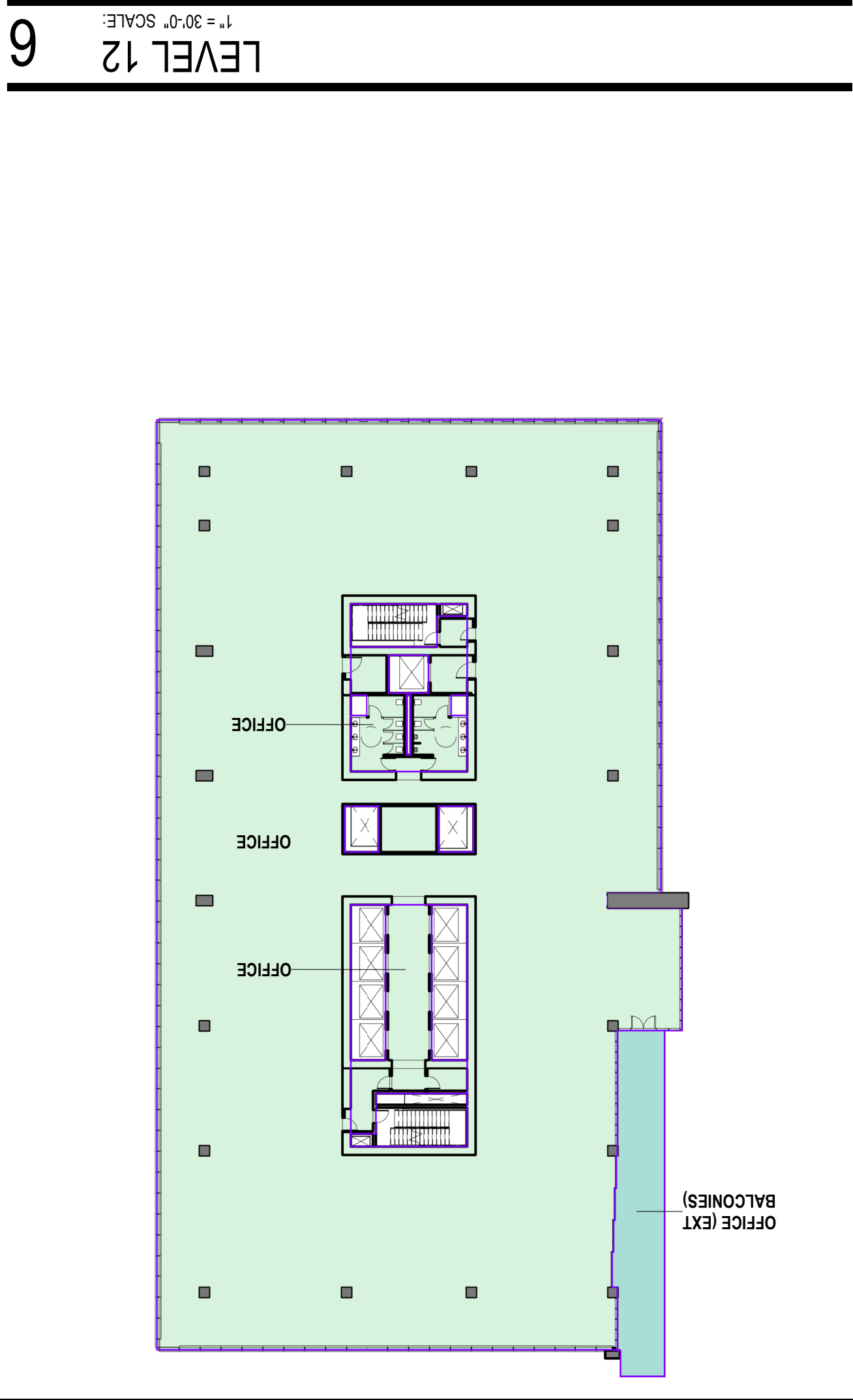
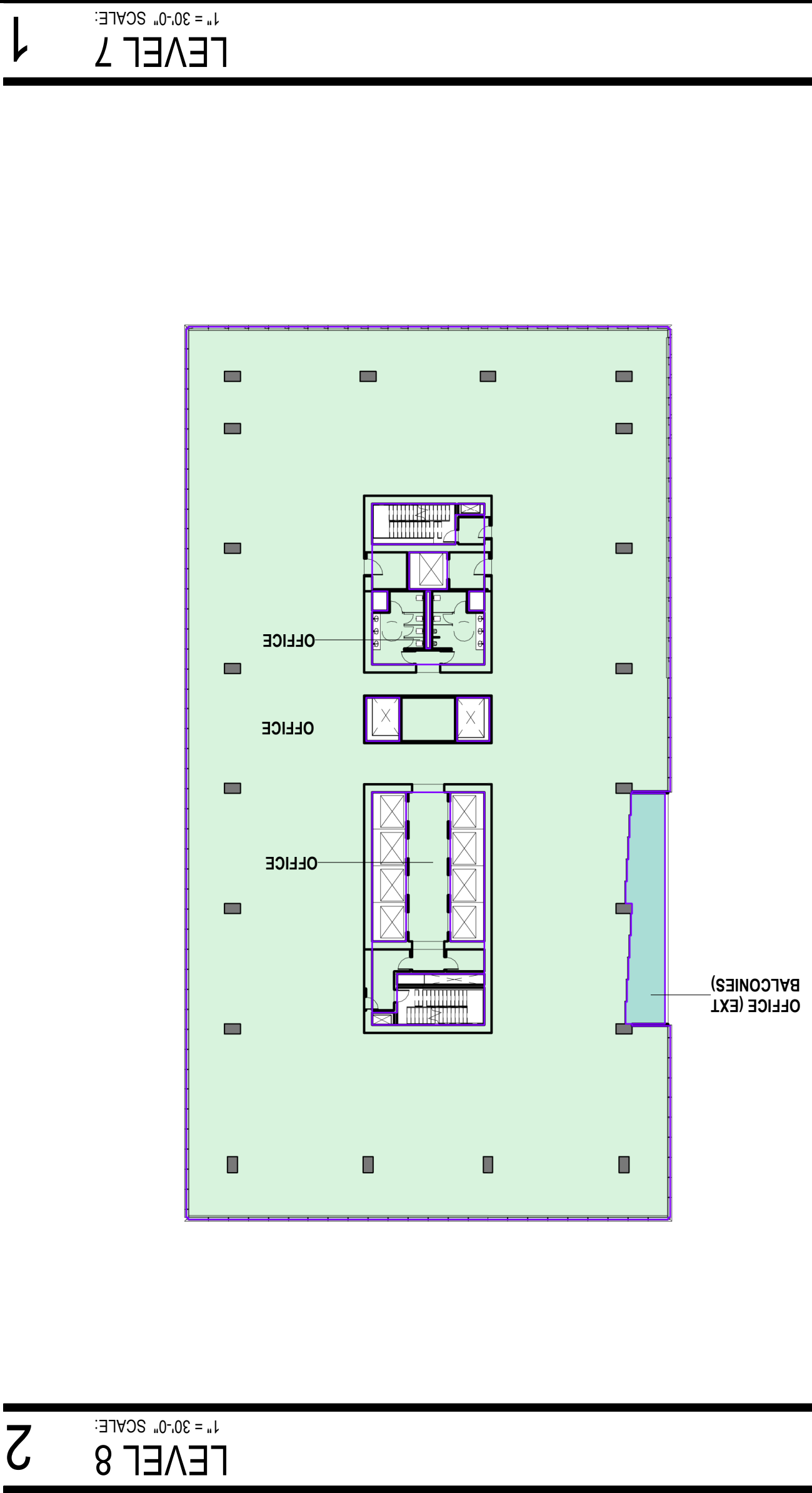
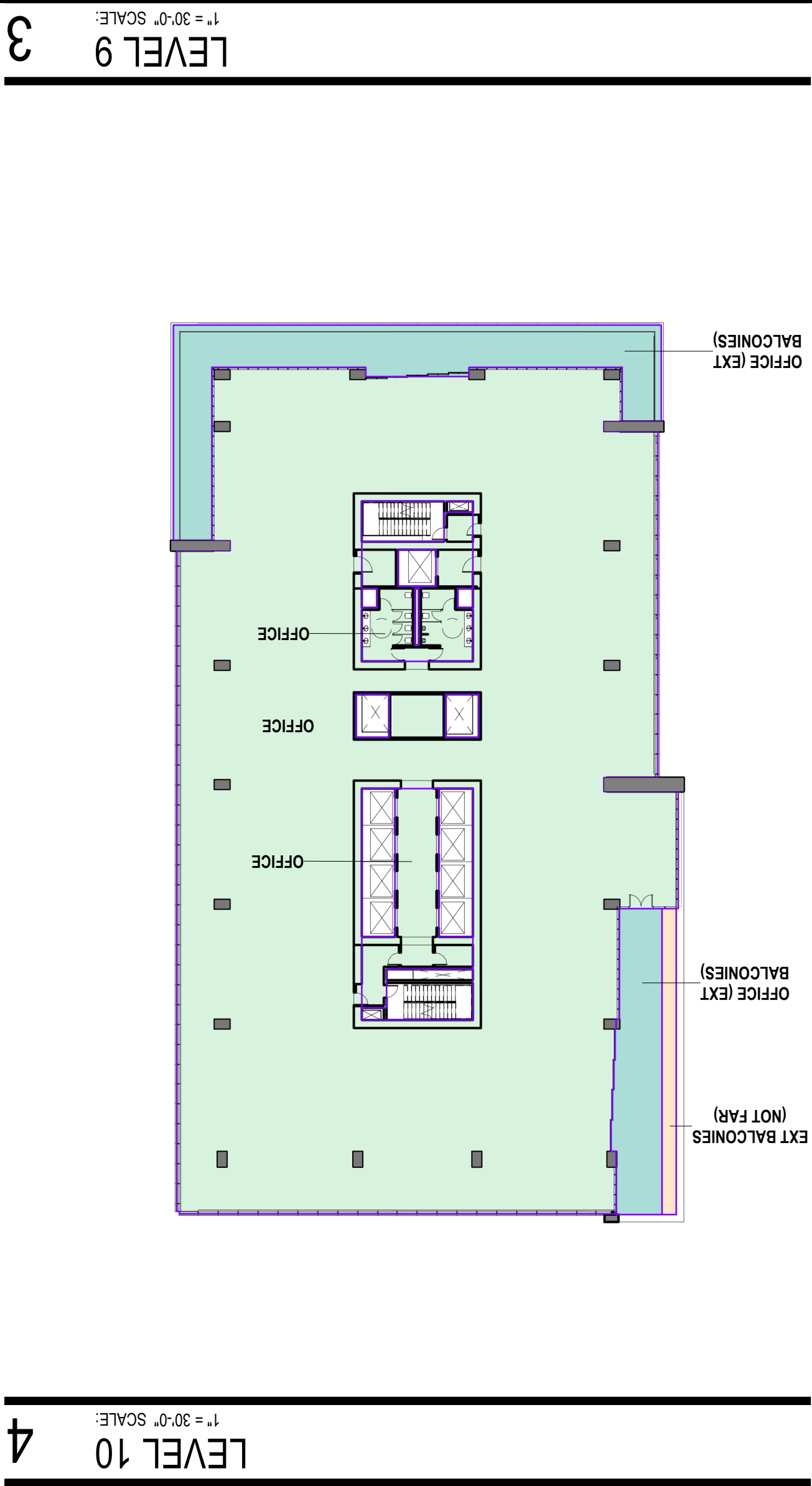
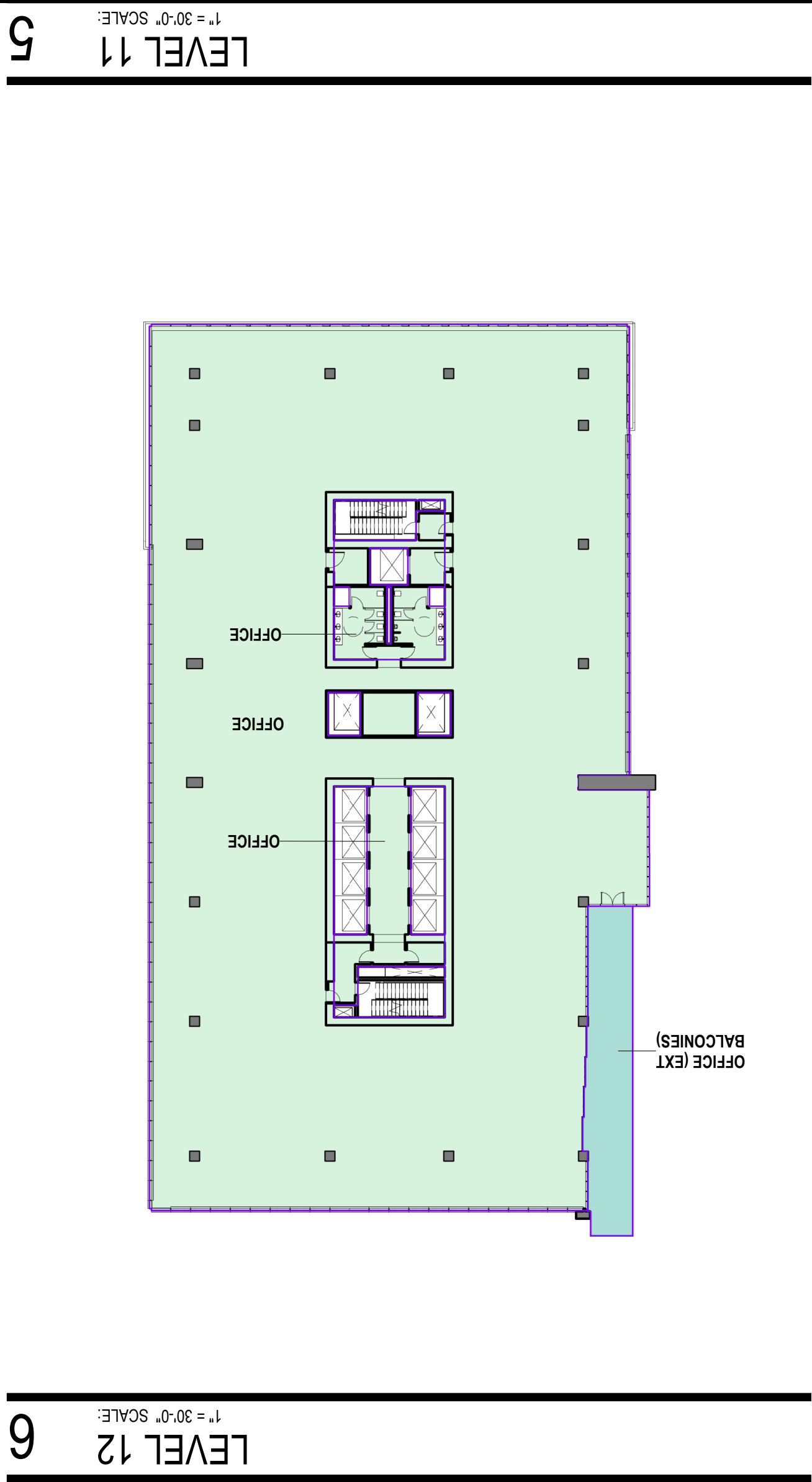
FLOOR AREA PLANS

Scale

1" = 30'-0"

G0.902

© 2017 Gensler



KEY PLAN

GENERAL NOTES

SHEET NOTES

- EXT BALCONIES (NOT FAR)
- OFFICE
- OFFICE (EXT BALCONIES)

LEGENDARY INVESTORS GROUP, LLC

401 S. Hewitt, Los Angeles, CA 90013

Gensler

500 South Figueroa Street
Los Angeles, California 90071
Tel 213.327.3600
Fax 213.327.3601
United States

ARC ENGINEERING

277 S. Lake Street
Burbank, CA 91502
Tel 818.508.6300
Fax 818.508.6300

WALTER P MOORE

707 Wilshire Blvd., Suite 2100
Los Angeles, CA 90017
Tel 213.292.6500
Fax 213.292.6600

PSOMAS

555 Flower St., Suite 4300
Los Angeles, CA 90071
Tel 213.223.1400
Tel 213.234.0057

SALT

423 Gln Ling Way
Los Angeles, CA 90012
Tel 213.234.0057

Project Name 401 S Hewitt

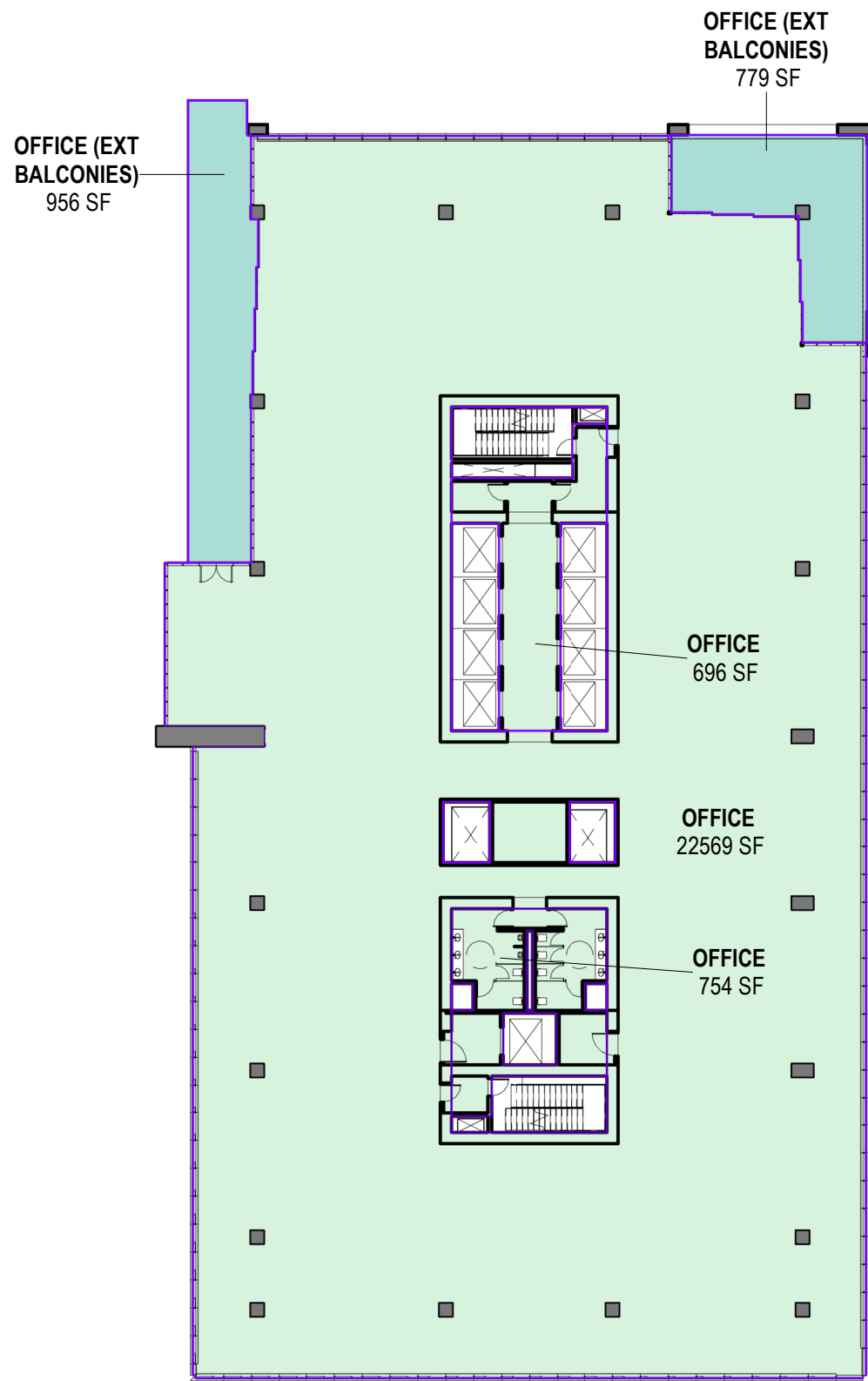
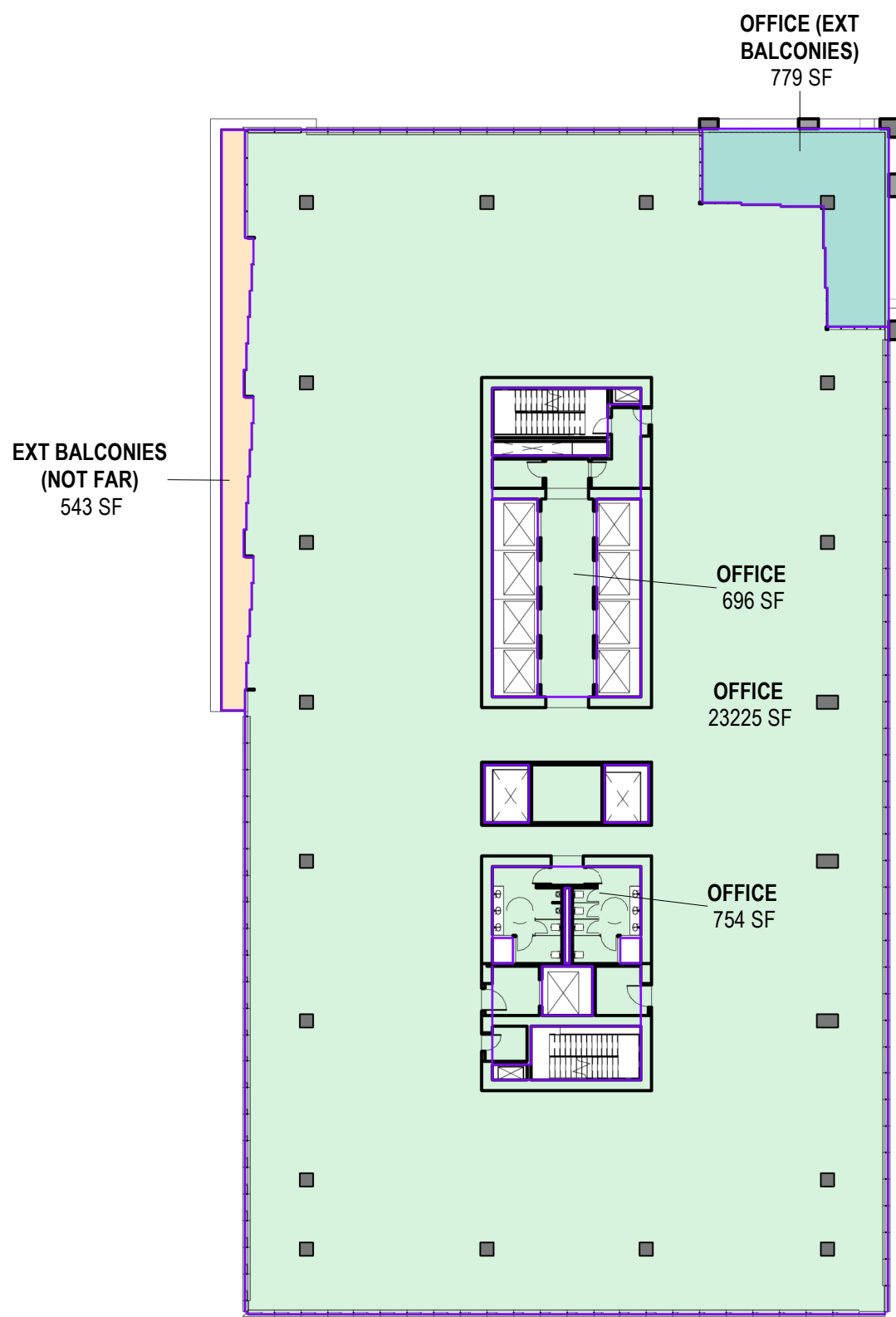
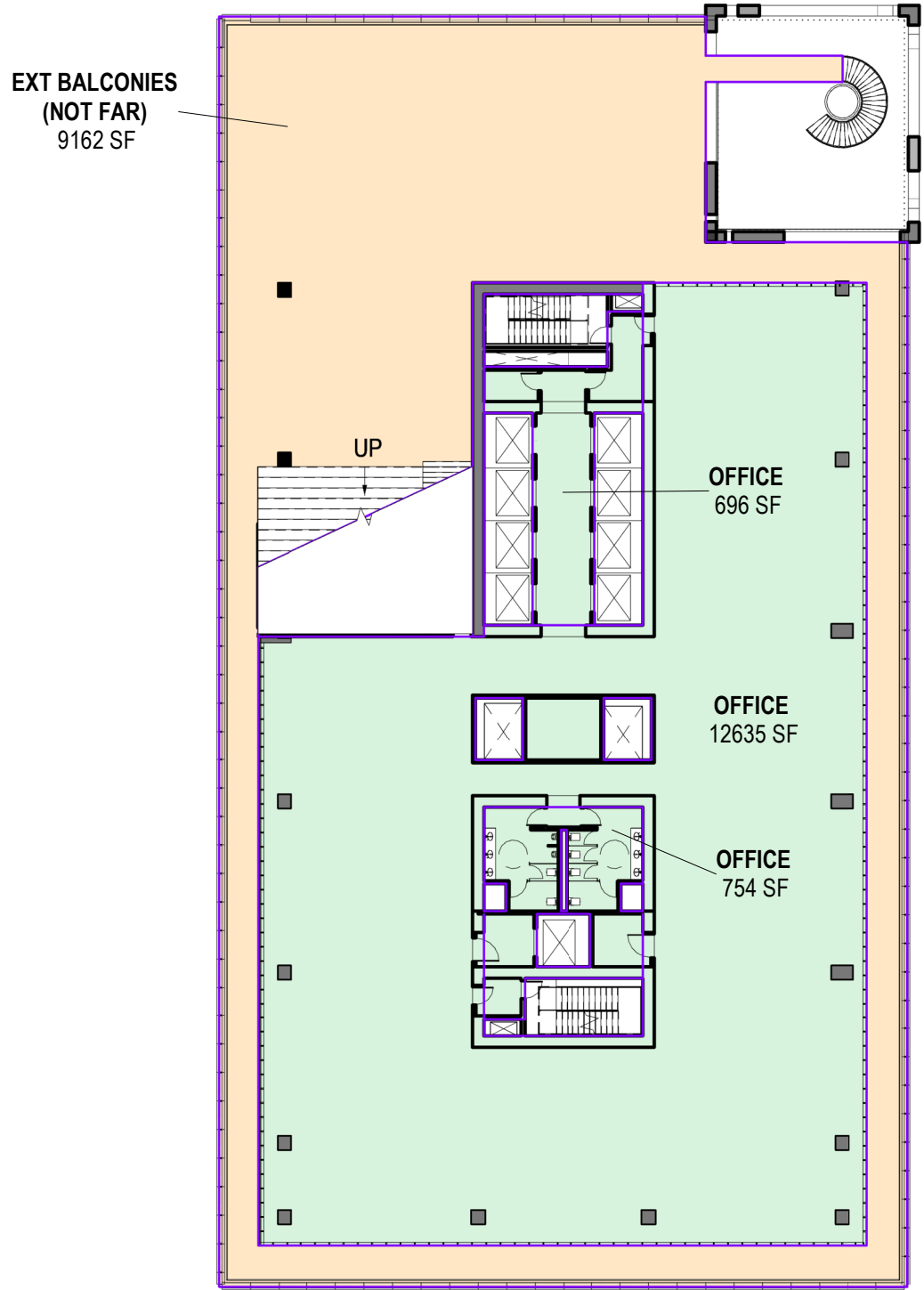
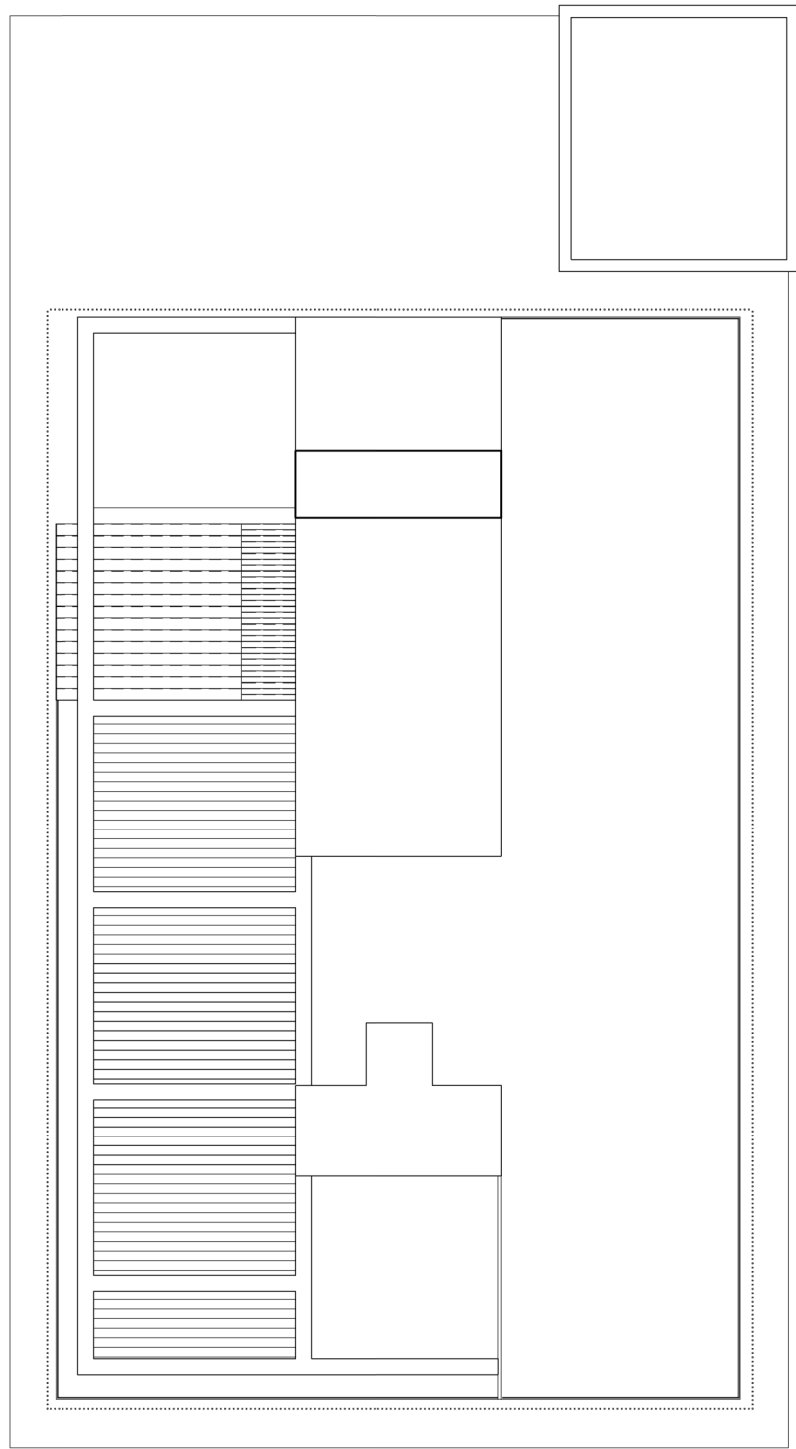
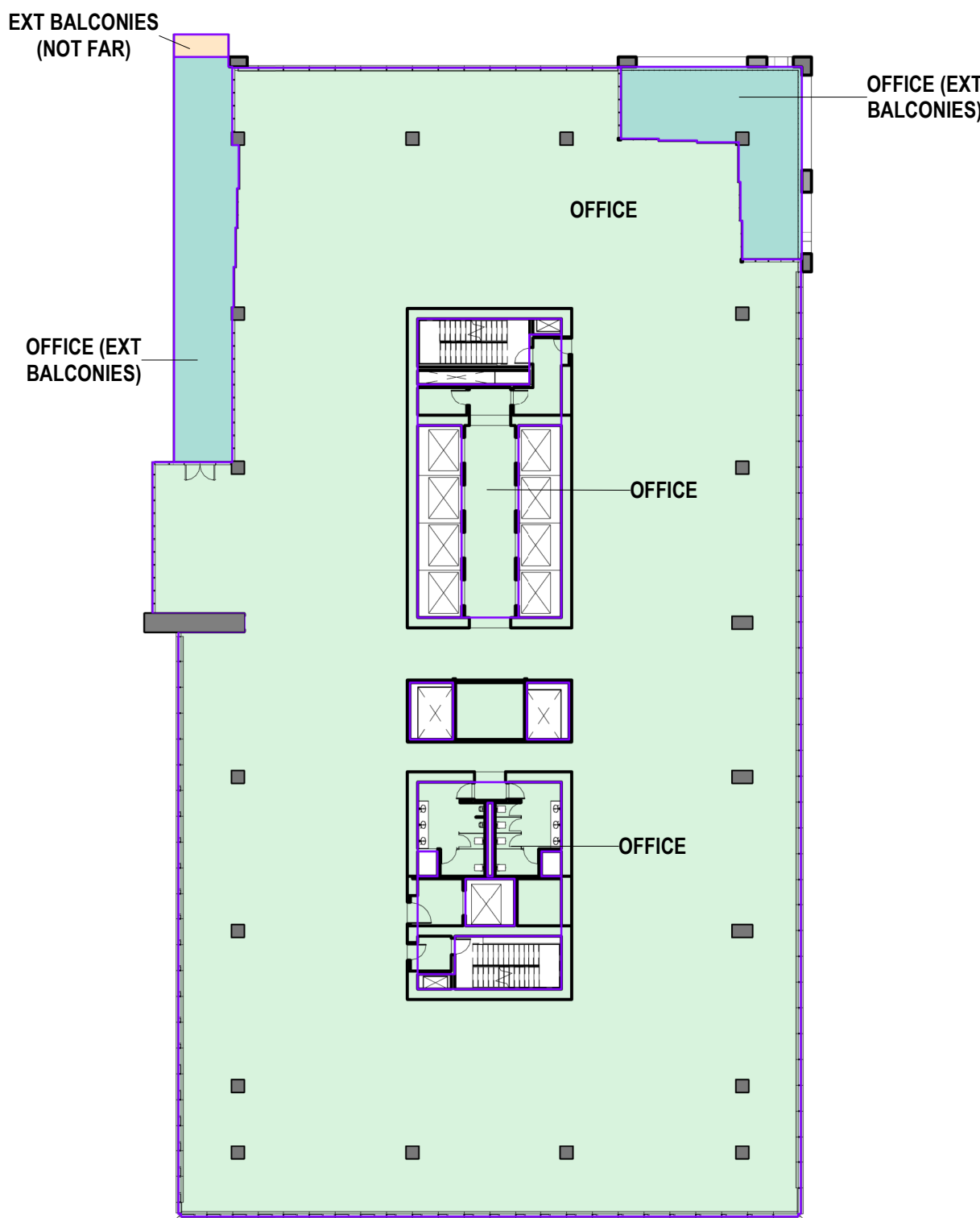
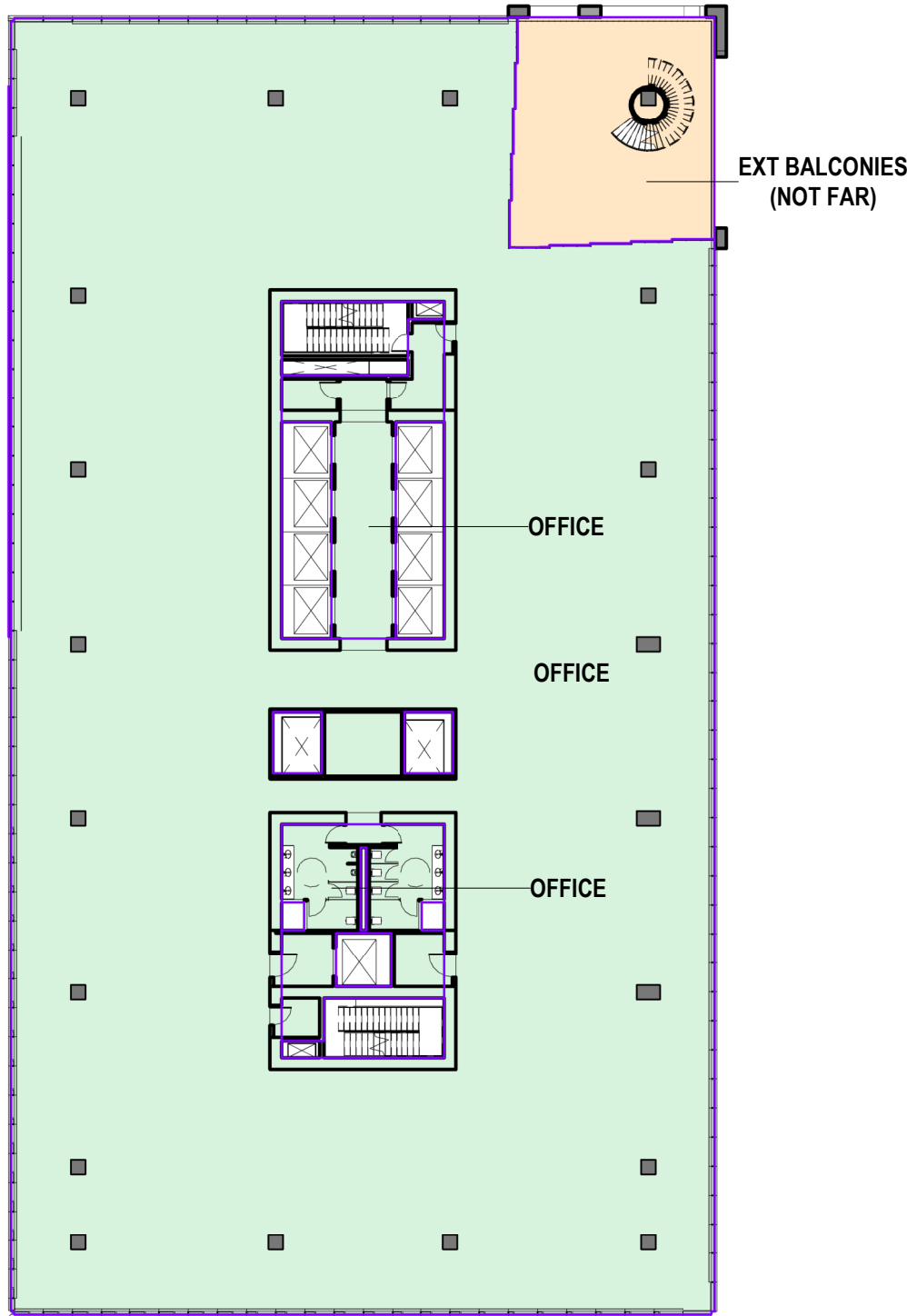
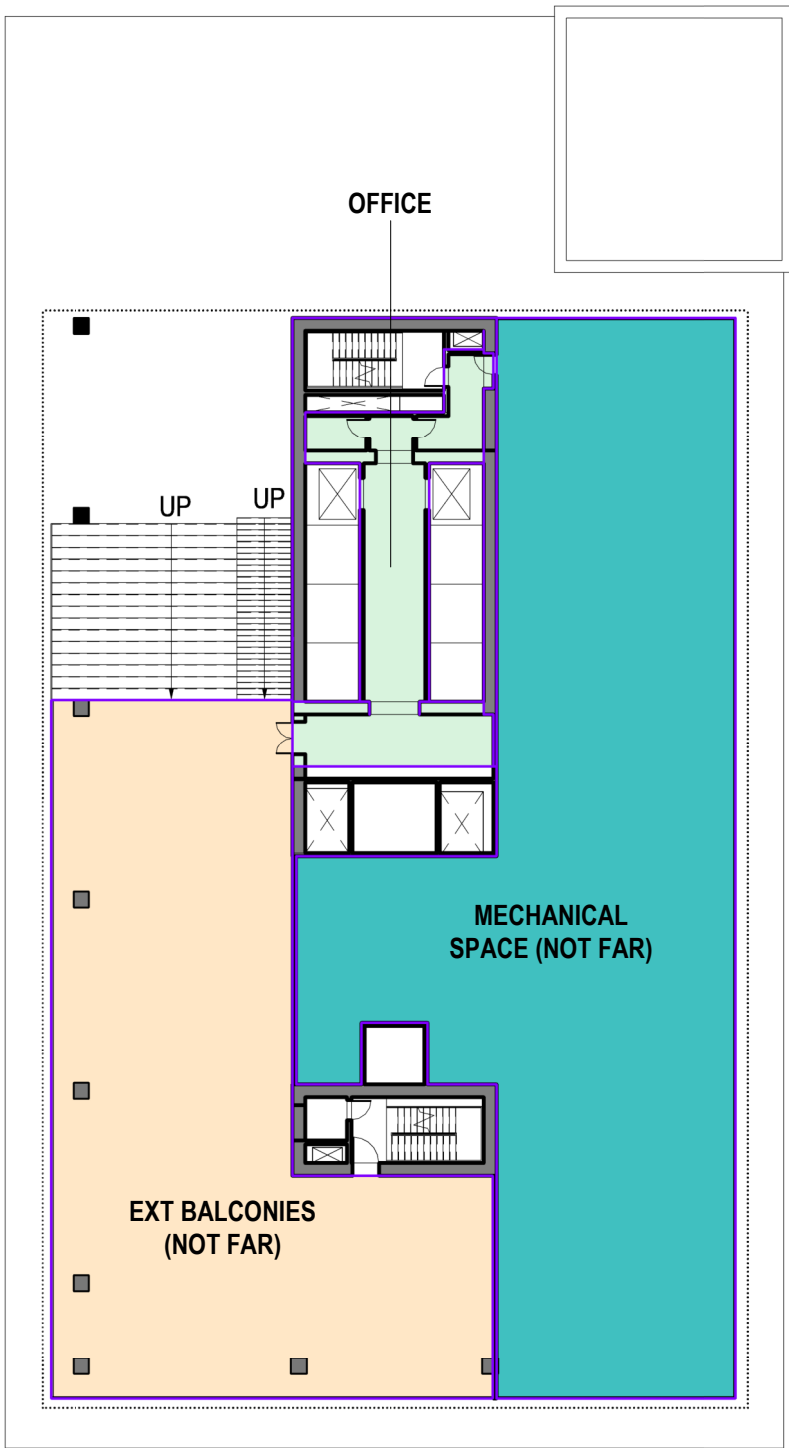
Project Number 05.1291.000

Description FLOOR AREA PLANS

Scale 1" = 30'-0"

© 2017 ansler

10/22/2021 5:28:15 PM BM 360/1005.1291.000 - 4th & Hewitt - Art District LA401_Architecture_F20.rvt

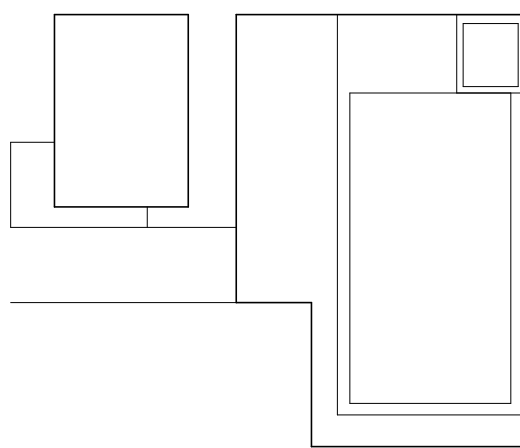


SHEET NOTES

- EXT BALCONIES (NOT FAR)
- MECHANICAL SPACE (NOT FAR)
- OFFICE

GENERAL NOTES

KEY PLAN



LEGENDARY
INVESTORS GROUP, LLC

401 S. Hewitt, Los Angeles, CA 90013

Gensler

500 South Figueroa Street
Los Angeles, California 90071
United States

Tel 213.327.3600
Fax 213.327.3601

WALTER P. MOORE

707 Wilshire Blvd., Suite 2100
Los Angeles, CA 90017
Tel 213.292.6500
Fax 213.292.6600

ARC
engineering

277 S. Lake Street
Burbank, CA 91502
Tel 818.508.6300
Fax 818.508.7050

PSOMAS

555 Flower St., Suite 4300
Los Angeles, CA 90071
Tel 213.223.1400

SALT

423 Gin Ling Way
Los Angeles, CA 90012
Tel 213.234.0057

Date	Description
6 05/31/2019	ENTITLEMENT SET
7 10/02/2019	ENTITLEMENT SET
8 10/22/2021	ENTITLEMENT SET RESUBMITTAL

Seal / Signature

NOT FOR
CONSTRUCTION

Project Name

401 S Hewitt

Project Number

05.1291.000

Description

FLOOR AREA PLANS


Scale

1" = 30'-0"

G0.904

© 2017 Gensler


10/22/2021 5:15:54 PM BM 360/005.1291.000 - 4th & Hewitt - Art District LA401_Architecture_T20.rvt



1 CURTAIN WALL SYSTEM



2 OBSCURE GLASS IN INDUSTRIAL WINDOW FRAME




3 EXPOSED CONCRETE W/ FORM-LINER PATTERN




4 MONUMENTAL DOORS (NIGHT GATE)




5 BI-FOLD DOORS




6 METAL SCREEN RAILING




7 BLACK METAL SCREEN



8 SHADOWBOX



9 MURAL



10 METAL STAIR

SHEET NOTES

Finish Code	Type
-------------	------



401 S. Hewitt, Los Angeles, CA 90013

Gensler

500 South Figueroa Street
Los Angeles, California 90071
United States

Tel 213.327.3600
Fax 213.327.3601

WALTER P MOORE

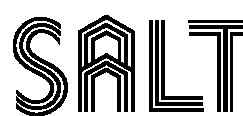
707 Wilshire Blvd., Suite 2100
Los Angeles, CA 90017
Tel 213.292.6500
Fax 213.292.6600



277 S. Lake Street
Burbank, CA 91502
Tel 818.508.6300
Fax 818.508.7050



555 Flower St., Suite 4300
Los Angeles, CA 90071
Tel 213.223.1400



423 Gin Ling Way
Los Angeles, CA 90012
Tel 213.234.0057

△	Date	Description
6	05/31/2019	ENTITLEMENT SET
7	10/02/2019	ENTITLEMENT SET
8	10/22/2021	ENTITLEMENT SET RESUBMITTAL

GENERAL NOTES

Seal / Signature

NOT FOR CONSTRUCTION

Project Name

401 S Hewitt

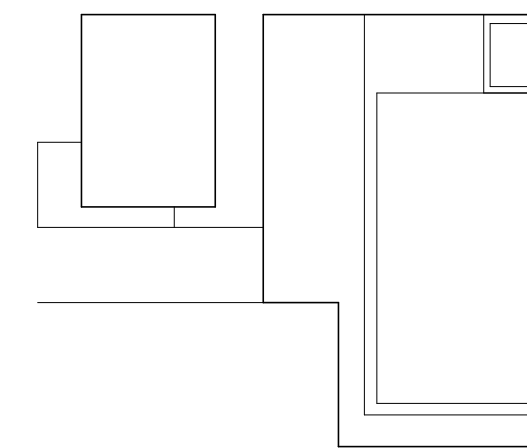
Project Number

05.1291.000

Description

EAST ELEVATION

KEY PLAN





Scale

1/16" = 1'-0"

A0.101

© 2017 Gensler


10/22/2021 5:16:40 PM BM 360/005.1291.000 - 4th & Hewitt - Art District LA401_Architecture_F20.rvt



1 CURTAIN WALL SYSTEM



2 OBSCURE GLASS IN INDUSTRIAL WINDOW FRAME




3 EXPOSED CONCRETE W/ FORM-LINER PATTERN




4 MONUMENTAL DOORS (NIGHT GATE)



5 BI-FOLD DOORS




6 METAL SCREEN RAILING




7 BLACK METAL SCREEN



8 SHADOWBOX



9 MURAL



10 METAL STAIR

SHEET NOTES

Finish Code	Type
-------------	------

LEGENDARY
INVESTORS GROUP, LLC

401 S. Hewitt, Los Angeles, CA 90013

Gensler

500 South Figueroa Street
Los Angeles, California 90071
United States

Tel 213.327.3600
Fax 213.327.3601

WALTER P MOORE

707 Wilshire Blvd., Suite 2100
Los Angeles, CA 90017
Tel 213.292.6500
Fax 213.292.6600

ARC
engineering

277 S. Lake Street
Burbank, CA 91502
Tel 818.508.6300
Fax 818.508.7050

PSOMAS

555 Flower St., Suite 4300
Los Angeles, CA 90071
Tel 213.223.1400

SALT

423 Gin Ling Way
Los Angeles, CA 90012
Tel 213.234.0057

△	Date	Description
6	05/31/2019	ENTITLEMENT SET
7	10/02/2019	ENTITLEMENT SET
8	10/22/2021	ENTITLEMENT SET RESUBMITTAL

GENERAL NOTES

Seal / Signature

NOT FOR
CONSTRUCTION

Project Name

401 S Hewitt

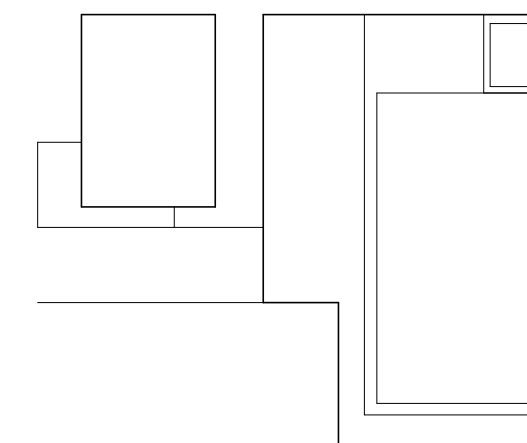
Project Number

05.1291.000

Description

SOUTH ELEVATION

KEY PLAN




Scale

1/16" = 1'-0"

A0.102

© 2017 Gensler


10/22/2021 5:17:35 PM BM 360/005.1291.000 - 4th & Hewitt - Art District LA401_Architecture_F20.rvt



1 CURTAIN WALL SYSTEM



2 OBSCURE GLASS IN INDUSTRIAL WINDOW FRAME




3 EXPOSED CONCRETE W/ FORM-LINER PATTERN



4 MONUMENTAL DOORS (NIGHT GATE)




5 BI-FOLD DOORS



6 METAL SCREEN RAILING




7 BLACK METAL SCREEN



8 SHADOWBOX



9 MURAL



10 METAL STAIR

SHEET NOTES

Finish Code	Type
-------------	------

LEGENDARY
INVESTORS GROUP, LLC

401 S. Hewitt, Los Angeles, CA 90013

Gensler

500 South Figueroa Street
Los Angeles, California 90071
United States

Tel 213.327.3600
Fax 213.327.3601

WALTER P MOORE

707 Wilshire Blvd., Suite 2100
Los Angeles, CA 90017
Tel 213.292.6500
Fax 213.292.6600

ARC
engineering

277 S. Lake Street
Burbank, CA 91502
Tel 818.508.6300
Fax 818.508.7050

PSOMAS

555 Flower St., Suite 4300
Los Angeles, CA 90071
Tel 213.223.1400

SALT

423 Gin Ling Way
Los Angeles, CA 90012
Tel 213.234.0057

Date	Description
6 05/31/2019	ENTITLEMENT SET
7 10/02/2019	ENTITLEMENT SET
8 10/22/2021	ENTITLEMENT SET RESUBMITTAL

GENERAL NOTES

Seal / Signature

NOT FOR
CONSTRUCTION

Project Name

401 S Hewitt

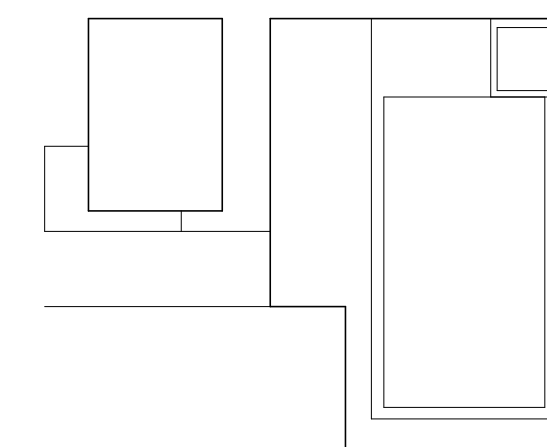
Project Number

05.1291.000

Description

WEST ELEVATION

KEY PLAN




Scale

1/16" = 1'-0"

A0.103

© 2017 Gensler


10/22/2021 5:18:10 PM BM 360/005.1291.000 - 4th & Hewitt - Art District LA401_Architecture_F20.rvt



1 CURTAIN WALL SYSTEM



2 OBSCURE GLASS IN INDUSTRIAL WINDOW FRAME




3 EXPOSED CONCRETE W/ FORM-LINER PATTERN



4 MONUMENTAL DOORS (NIGHT GATE)




5 BI-FOLD DOORS




6 METAL SCREEN RAILING




7 BLACK METAL SCREEN



8 SHADOWBOX



9 MURAL



10 METAL STAIR

SHEET NOTES

Finish Code	Type
-------------	------

LEGENDARY
INVESTORS GROUP, LLC

401 S. Hewitt, Los Angeles, CA 90013

Gensler

500 South Figueroa Street
Los Angeles, California 90071
United States

Tel 213.327.3600
Fax 213.327.3601

WALTER P MOORE

707 Wilshire Blvd., Suite 2100
Los Angeles, CA 90017
Tel 213.292.6500
Fax 213.292.6600

ARC
engineering

277 S. Lake Street
Burbank, CA 91502
Tel 818.508.6300
Fax 818.508.7050

PSOMAS

555 Flower St., Suite 4300
Los Angeles, CA 90071
Tel 213.223.1400

SALT

423 Gin Ling Way
Los Angeles, CA 90012
Tel 213.234.0057

△	Date	Description
6	05/31/2019	ENTITLEMENT SET
7	10/02/2019	ENTITLEMENT SET
8	10/22/2021	ENTITLEMENT SET RESUBMITTAL

GENERAL NOTES

Seal / Signature

NOT FOR
CONSTRUCTION

Project Name

401 S Hewitt

Project Number

05.1291.000

Description

NORTH ELEVATION

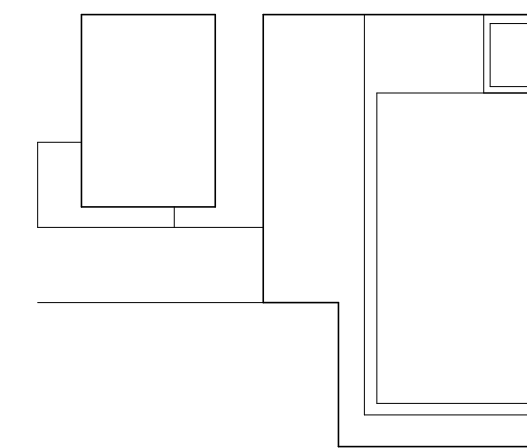
Scale

1/16" = 1'-0"

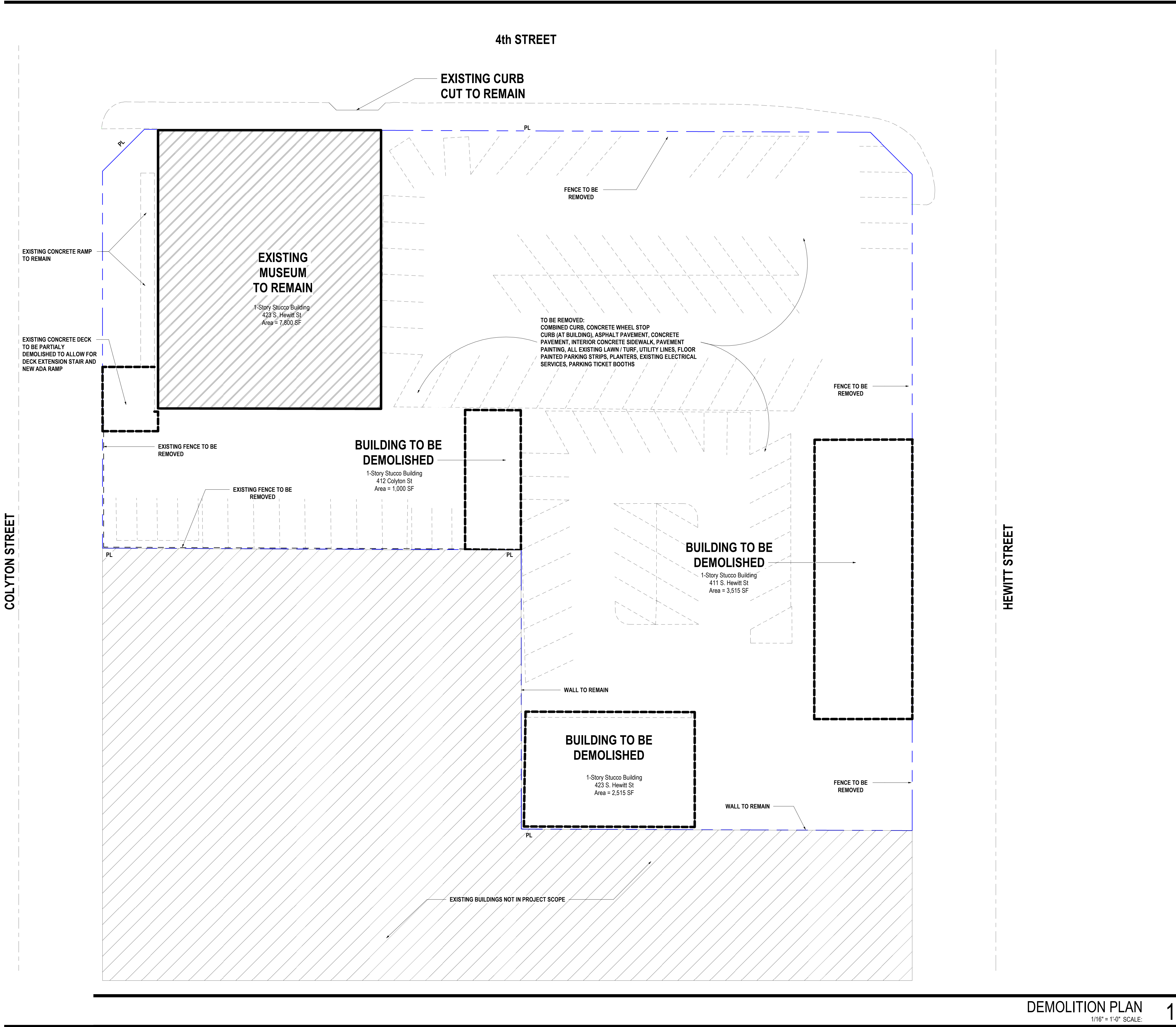
A0.104

© 2017 Gensler

KEY PLAN



10/22/2021 5:26:06 PM BM 360/005 1291.000 - 4th & Hewitt - Art District LA401_Architecture_T20.rvt



SHEET NOTES

GENERAL NOTES

KEY PLAN

LEGENDARY
INVESTORS GROUP, LLC

401 S. Hewitt, Los Angeles, CA 90013

Gensler

500 South Figueroa Street
Los Angeles, California 90071
United States

707 Wilshire Blvd., Suite 2100
Los Angeles, CA 90017
Tel 213.292.6500
Fax 213.292.6600

277 S. Lake Street
Burbank, CA 91502
Tel 818.508.6300
Fax 818.508.7050

WALTER P. MOORE

555 Flower St., Suite 4300
Los Angeles, CA 90071
Tel 213.223.1400

423 Gin Ling Way
Los Angeles, CA 90012
Tel 213.234.0057

ARC
engineering

SALT

△	Date	Description
1	02/06/2017	ENTITLEMENT SET
2	07/14/2017	ENTITLEMENT SET
3	10/25/2017	ENTITLEMENT SET
6	05/31/2019	ENTITLEMENT SET
7	10/02/2019	ENTITLEMENT SET
8	10/22/2021	ENTITLEMENT SET RESUBMITTAL

Seal / Signature

NOT FOR CONSTRUCTION

Project Name

401 S Hewitt

Project Number

05.1291.000

Description

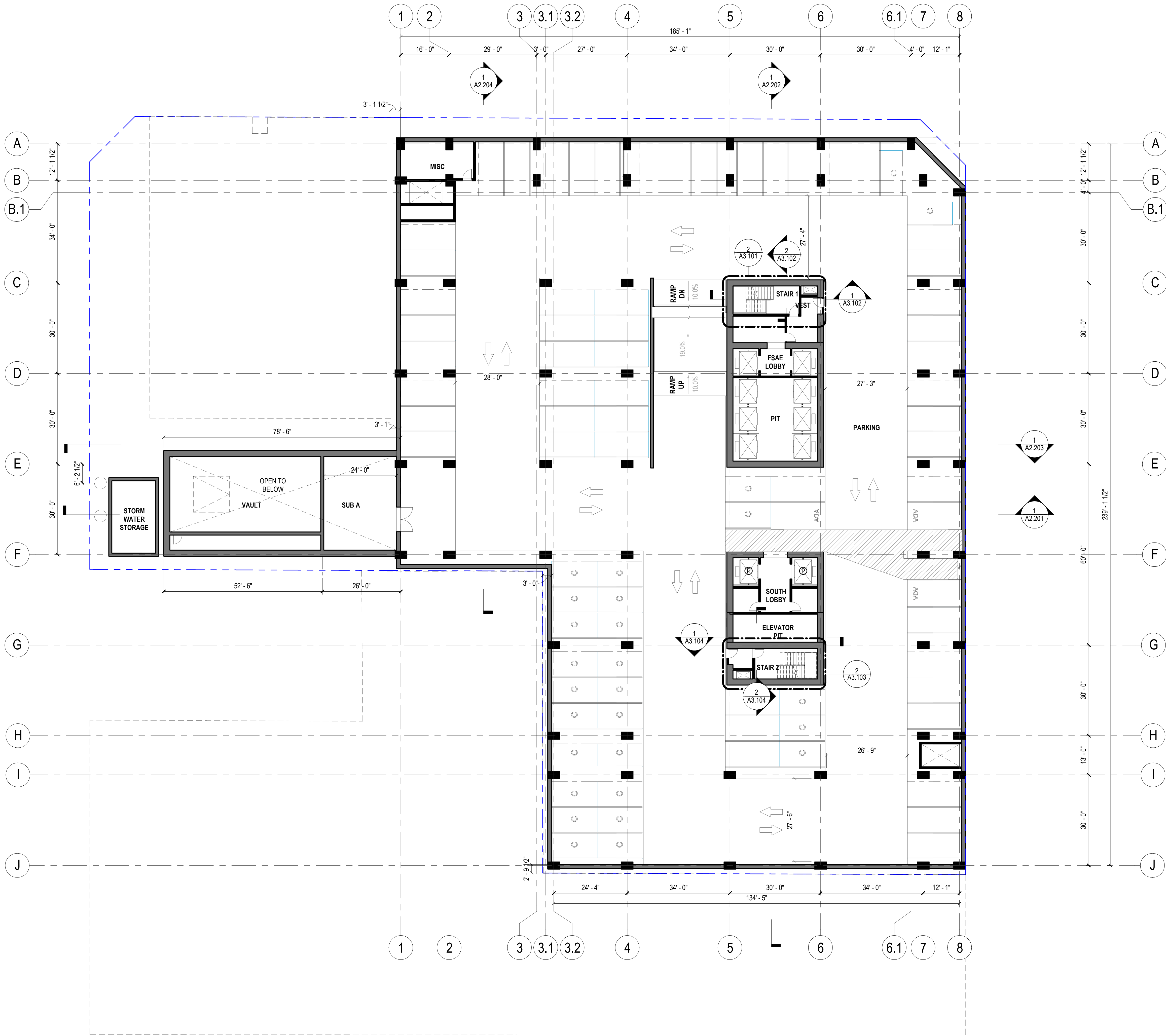
DEMOLITION PLAN

Scale

1/16" = 1'-0"

DM0.100

© 2017 Gensler



BASEMENT 1
1/16" = 1'-0" SCALE:

SHEET NOTES

Parking Schedule - Basement 1		
Level	Count	Type
BASEMENT 1	3	ADA, 9' x 18' (5' Aisle)
BASEMENT 1	4	Compact, 7' 6" x 15' - 90 deg
BASEMENT 1	23	Compact, 8' 6" x 15' - 90 deg
BASEMENT 1	53	Standard, 8' 6" x 18' - 90 deg
Grand total	83	

LEGENDARY
INVESTORS GROUP, LLC

401 S. Hewitt, Los Angeles, CA 90013

Gensler

500 South Figueroa Street
Los Angeles, California 90071
United States

Tel 213.327.3600
Fax 213.327.3601

WALTER P MOORE

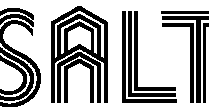
707 Wilshire Blvd., Suite 2100
Los Angeles, CA 90017
Tel 213.292.6500
Fax 213.292.6600



277 S. Lake Street
Burbank, CA 91502
Tel 818.508.6300
Fax 818.508.7050



555 Flower St., Suite 4300
Los Angeles, CA 90071
Tel 213.223.1400



423 Gin Ling Way
Los Angeles, CA 90012
Tel 213.234.0057

△	Date	Description
1	02/06/2017	ENTITLEMENT SET
2	07/14/2017	ENTITLEMENT SET
3	10/25/2017	ENTITLEMENT SET
6	05/31/2019	ENTITLEMENT SET
7	10/02/2019	ENTITLEMENT SET
8	10/22/2021	ENTITLEMENT SET RESUBMITTAL

GENERAL NOTES

NOTE:
All areas shown in plan are Net areas.
C: Compact Parking Stall
EV: Electric Vehicle Parking Stall
S.S: Stacking Standard Parking Stall
S.C: Stacking Compact Parking Stall

Seal / Signature

NOT FOR
CONSTRUCTION

Project Name

401 S Hewitt

Project Number

05.1291.000

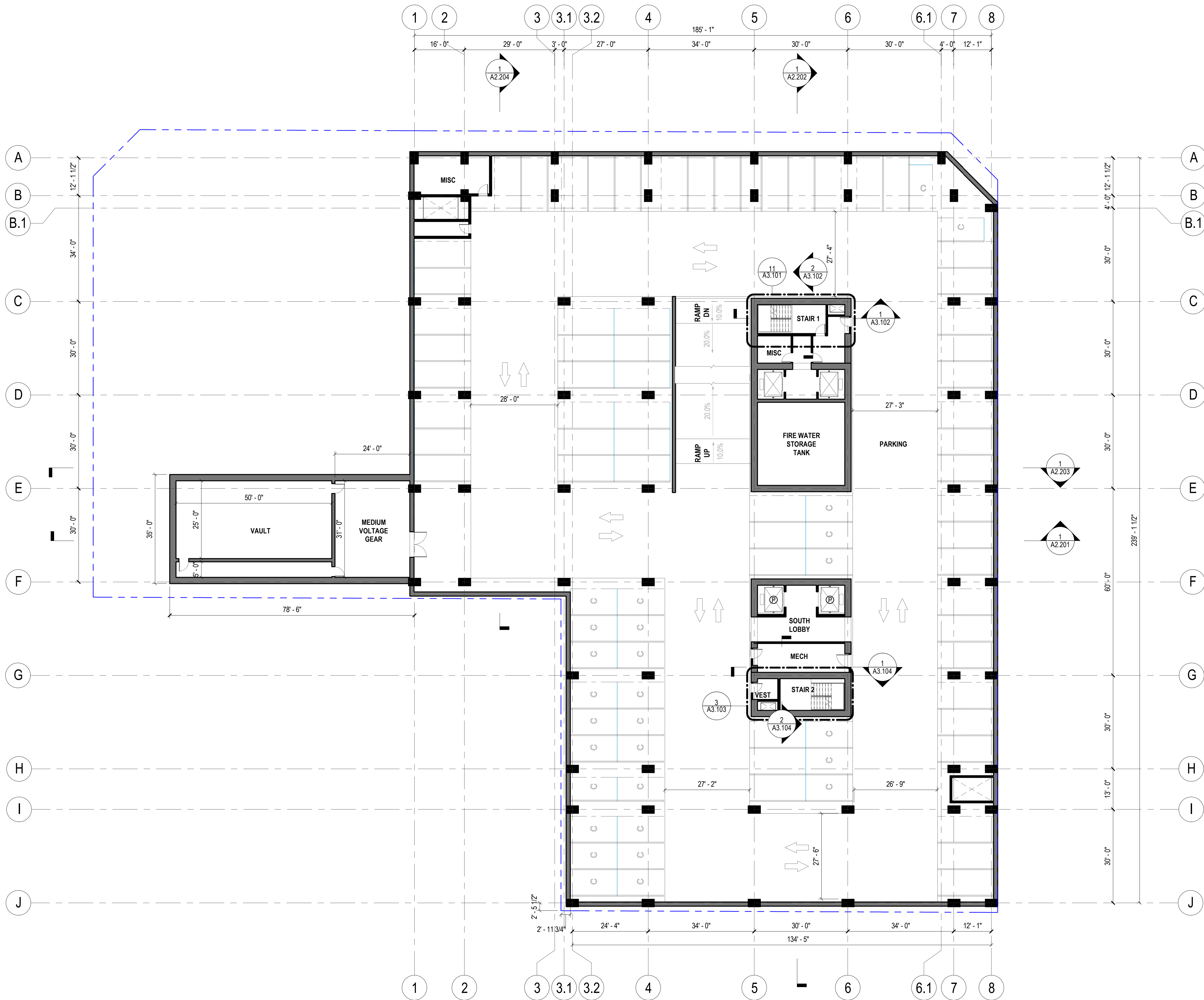
Description

PLAN - OVERALL - BASEMENT 1

Scale

1/16" = 1'-0"

A1.2B1



SHEET NOTES

Parking Schedule - Basement 2		
Level	Count	Type
BASEMENT 2	4	Compact, 7' 6" x 15' - 90 deg
BASEMENT 2	24	Compact, 8' 6" x 15' - 90 deg
BASEMENT 2	59	Standard, 8' 6" x 18' - 90 deg
Grand total	87	

LEGENDARY
INVESTORS GROUP, LLC

401 S. Hewitt, Los Angeles, CA 90013

Gensler

500 South Figueroa Street
Los Angeles, California 90071
United States

Tel 213.327.3600
Fax 213.327.3601

WALTER P MOORE

707 Wilshire Blvd., Suite 2100
Los Angeles, CA 90017
Tel 213.292.6500
Fax 213.292.6600

ARC
engineering

277 S. Lake Street
Burbank, CA 91502
Tel 818.508.6300
Fax 818.508.7050

PSOMAS

555 Flower St., Suite 4300
Los Angeles, CA 90071
Tel 213.223.1400

SALT

423 Gin Ling Way
Los Angeles, CA 90012
Tel 213.234.0057

Date	Description
1 02/06/2017	ENTITLEMENT SET
2 07/14/2017	ENTITLEMENT SET
3 10/25/2017	ENTITLEMENT SET
6 05/31/2019	ENTITLEMENT SET
7 10/02/2019	ENTITLEMENT SET
8 10/22/2021	ENTITLEMENT SET RESUBMITTAL

GENERAL NOTES

NOTE:
All areas shown in plan are Net areas.
C: Compact Parking Stall
EV: Electric Vehicle Parking Stall
S.S: Stacking Standard Parking Stall
S.C: Stacking Compact Parking Stall

Seal / Signature

NOT FOR
CONSTRUCTION

Project Name

401 S Hewitt

Project Number

05.1291.000

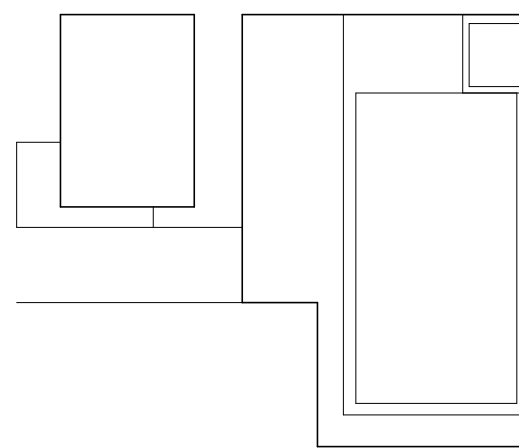
Description

PLAN - OVERALL - BASEMENT 2

Scale

1/16" = 1'-0"

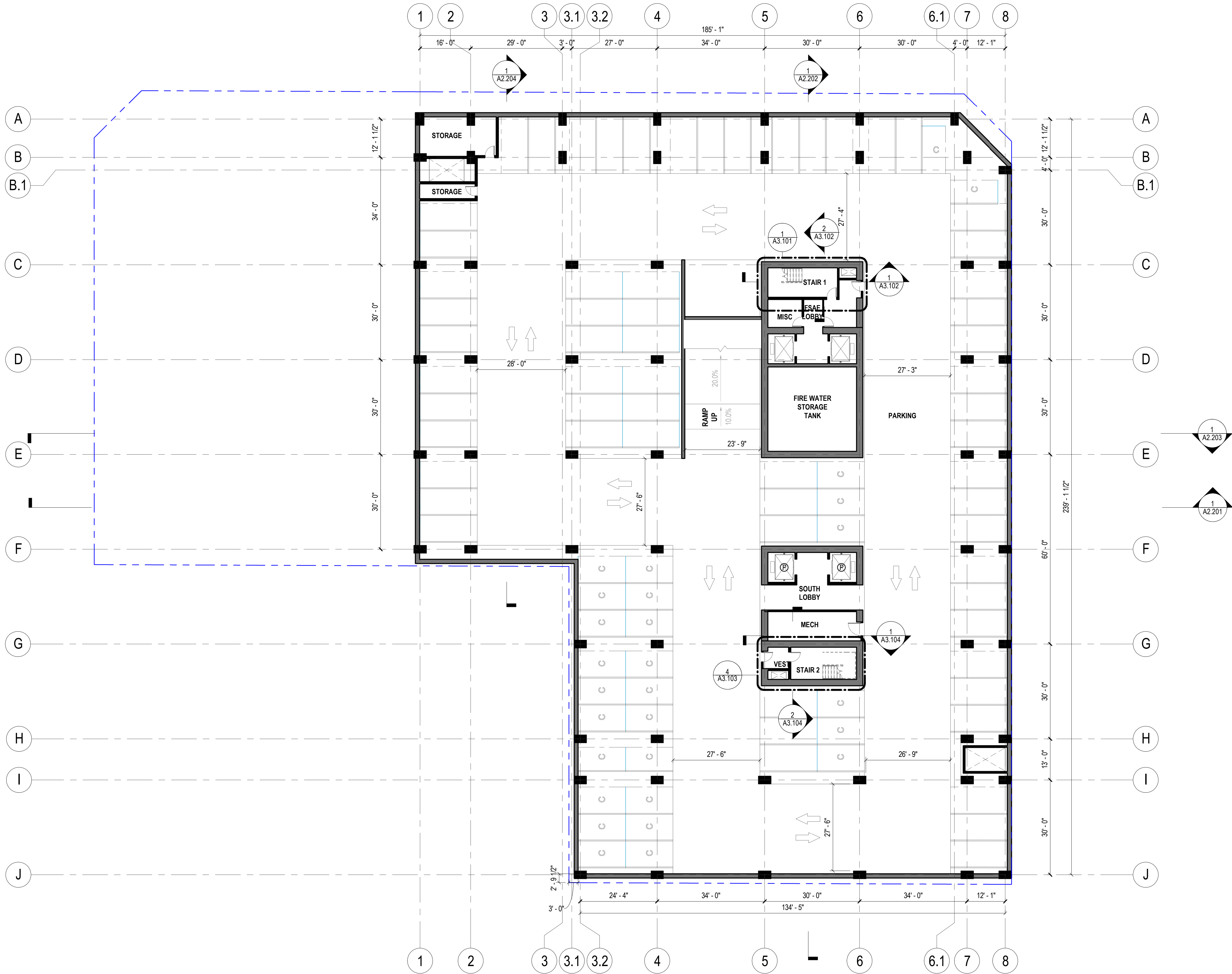
KEY PLAN



BASEMENT 2
1/16" = 1'-0" SCALE:

1

10/22/2021 5:18:41 PM B:\360\005.1291.000 - 4th & Hewitt - Art District LA401_Architecture_T20.rvt



BASEMENT 3

1/16" = 1'-0" SCALE:

1

SHEET NOTES

Parking Schedule - Basement 3		
Level	Count	Type
BASEMENT 3	4	Compact, 7' 6" x 15' - 90 deg
BASEMENT 3	24	Compact, 8' 6" x 15' - 90 deg
BASEMENT 3	62	Standard, 8' 6" x 18' - 90 deg
Grand total	90	

LEGENDARY
INVESTORS GROUP, LLC

401 S. Hewitt, Los Angeles, CA 90013

Gensler

500 South Figueroa Street
Los Angeles, California 90071
United States

Tel 213.327.3600
Fax 213.327.3601

WALTER P. MOORE

707 Wilshire Blvd., Suite 2100
Los Angeles, CA 90017
Tel 213.292.6500
Fax 213.292.6600

ARC
engineering

277 S. Lake Street
Burbank, CA 91502
Tel 818.508.6300
Fax 818.508.7050

PSOMAS

555 Flower St., Suite 4300
Los Angeles, CA 90071
Tel 213.223.1400

SALT

423 Gin Ling Way
Los Angeles, CA 90012
Tel 213.234.0057

Date	Description
1 02/06/2017	ENTITLEMENT SET
2 07/14/2017	ENTITLEMENT SET
3 10/25/2017	ENTITLEMENT SET
6 05/31/2019	ENTITLEMENT SET
7 10/02/2019	ENTITLEMENT SET
8 10/22/2021	ENTITLEMENT SET RESUBMITTAL

GENERAL NOTES

NOTE:
All areas shown in plan are Net areas.
C: Compact Parking Stall
EV: Electric Vehicle Parking Stall
S.S: Stacking Standard Parking Stall
S.C: Stacking Compact Parking Stall

Seal / Signature

**NOT FOR
CONSTRUCTION**

Project Name

401 S Hewitt

Project Number

05.1291.000

Description

PLAN - OVERALL - BASEMENT 3

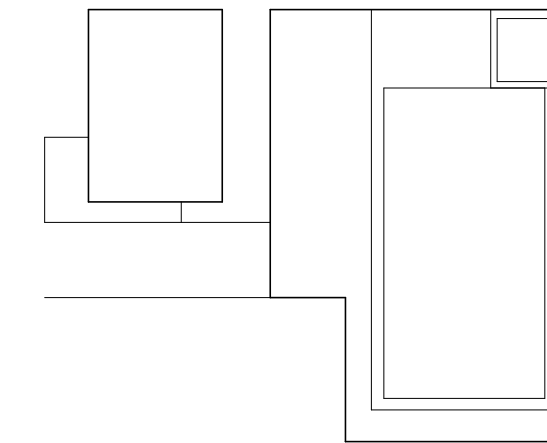
Scale

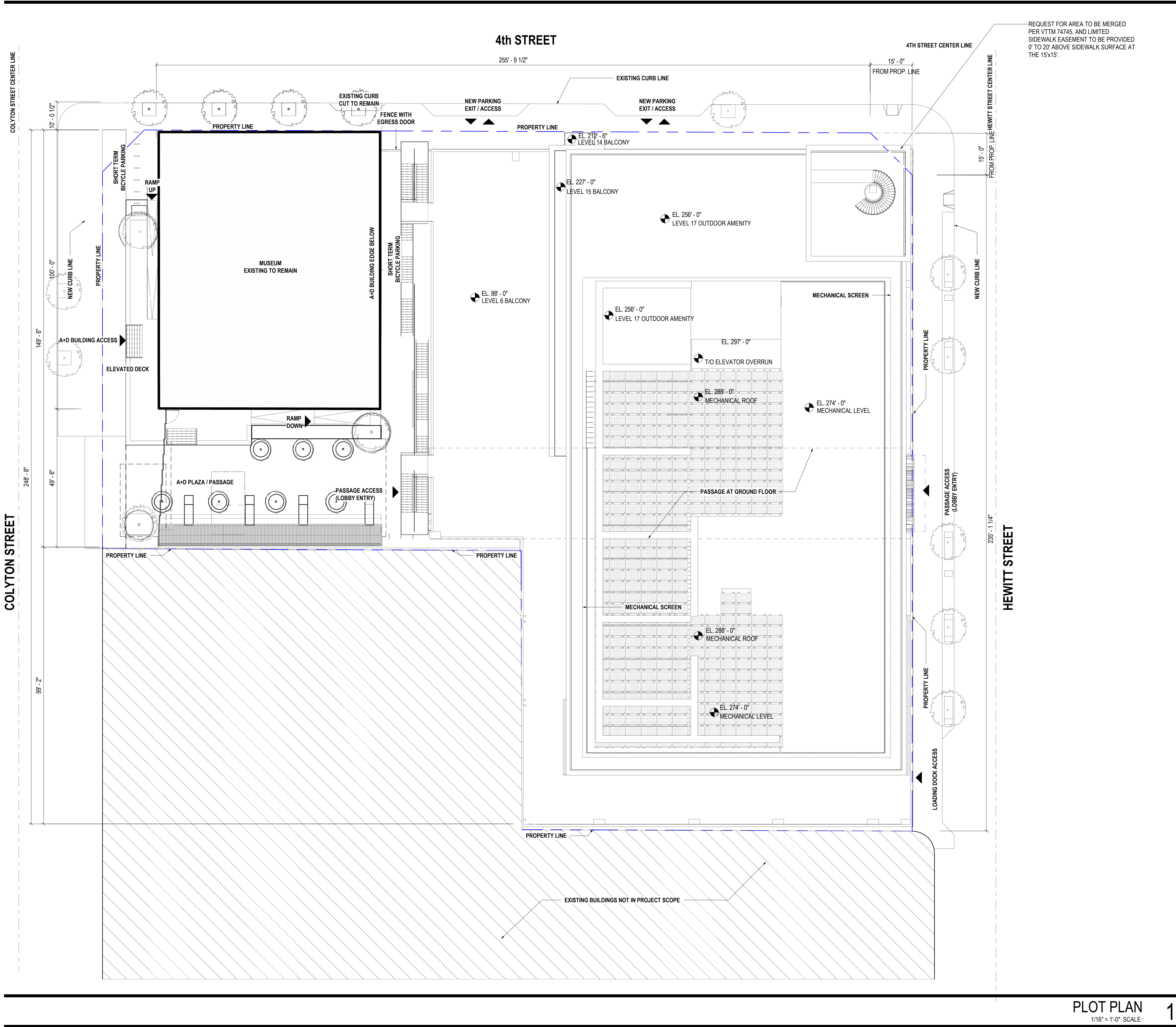
1/16" = 1'-0"

A1.2B3

© 2017 Gensler

KEY PLAN



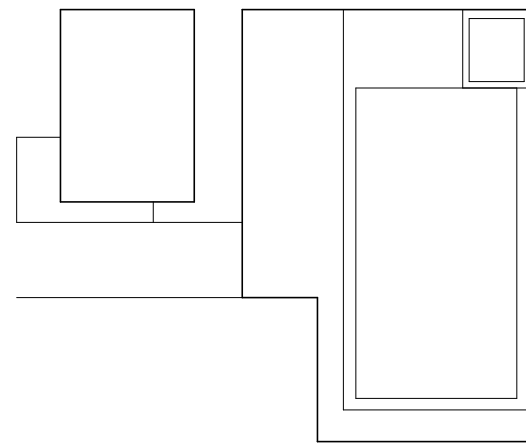


SHEET NOTES	
LOT COVERAGE	
LOT AREA	57,325 SF - 100%
BUILDING AREA	48,700 SF - 85%
HARDSCAPE AREA	6,810 SF - 12%
LANDSCAPE AREA	1,815 SF - 3%
SET BACK	
ALL SET BACKS FROM PROPERTY LINE TO BE EQUAL	

SECTION 3202 ENCROACHMENTS
SECTION 3202.3.2
WHERE THE VERTICAL CLEARANCE ABOVE GRADE TO PROJECTING WINDOWS, BALCONIES, ARCHITECTURAL FEATURES OR MECHANICAL EQUIPMENT IS MORE THAN 8 FEET, 1 INCH OF CLEARANCE ABOVE 8 FEET, BUT THE MAXIMUM ENCROACHMENT SHALL BE 4 FEET.

GENERAL NOTES

KEY PLAN



PLOT PLAN
1/16" = 1'-0" SCALE: **1**

LEGENDARY
INVESTORS GROUP, LLC

401 S. Hewitt, Los Angeles, CA 90013

Gensler
500 South Figueroa Street
Los Angeles, California 90071
United States
Tel 213.327.3600
Fax 213.327.3601

WALTER P MOORE
707 Wilshire Blvd., Suite 2100
Los Angeles, CA 90017
Tel 213.292.6500
Fax 213.292.6600

ARC
engineering
277 S. Lake Street
Burbank, CA 91502
Tel 818.508.6300
Fax 818.508.7050

PSOMAS
555 Flower St., Suite 4300
Los Angeles, CA 90071
Tel 213.223.1400

SALT
423 Gin Ling Way
Los Angeles, CA 90012
Tel 213.234.0057

Date	Description
1 02/06/2017	ENTITLEMENT SET
2 07/14/2017	ENTITLEMENT SET
3 10/25/2017	ENTITLEMENT SET
4 11/21/2018	EIR SET
6 05/31/2019	ENTITLEMENT SET
7 10/02/2019	ENTITLEMENT SET
8 10/22/2021	ENTITLEMENT SET RESUBMITTAL

Seal / Signature

**NOT FOR
CONSTRUCTION**

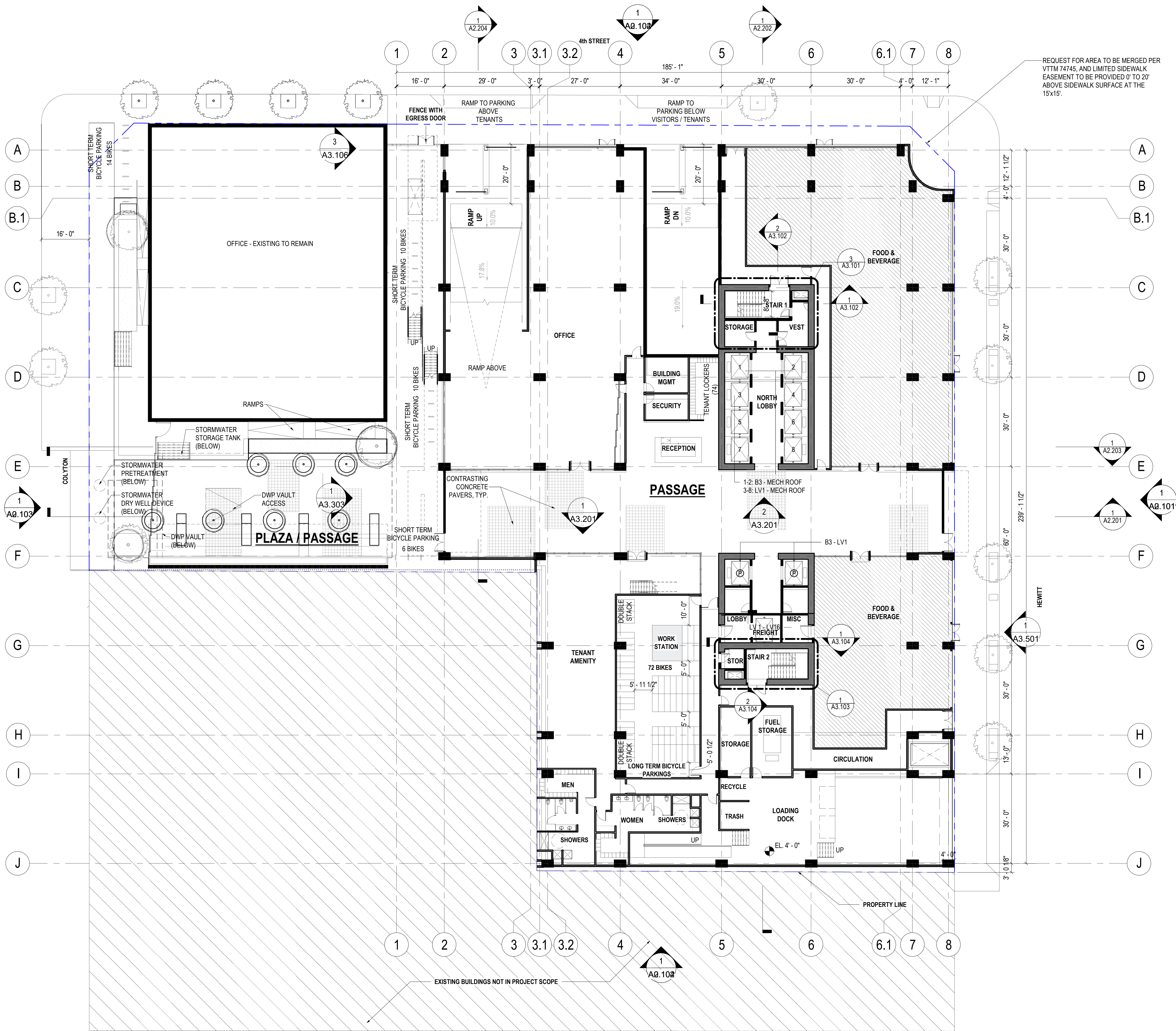
Project Name
401 S Hewitt

Project Number
05.1291.000

Description
PLOT PLAN

Scale
1/16" = 1'-0" Ref North

A1.200



SHEET NOTES

CUB Note

Possible F&B Area *

* PURSUANT TO LAMC SECTION 12.24.W1, APPLICANT REQUESTS A MASTER CONDITIONAL USE APPROVAL TO PERMIT THE SALE AND DISPENSING OF A FULL LINE OF ALCOHOLIC BEVERAGES FOR ON-SITE CONSUMPTION FOR UP TO 6 ESTABLISHMENTS, FOR A TOTAL OF UP TO 15,949 SQUARE FEET (INCLUDES 8,149 SQUARE FEET OF F&B SPACE PLUS 7,800 SQUARE FEET OF THE EXISTING MUSEUM).

SECTION 3202 ENCROACHMENTS

SECTION 3202.3.2 WHERE THE VERTICAL CLEARANCE ABOVE GRADE TO PROJECTING WINDOWS, BALCONIES, ARCHITECTURAL FEATURES OR MECHANICAL EQUIPMENT IS MORE THAN 8 FEET, 1 INCH OF CLEARANCE ABOVE 8 FEET, BUT THE MAXIMUM ENCROACHMENT SHALL BE 4 FEET.

LEGENDARY
INVESTORS GROUP, LLC

401 S. Hewitt, Los Angeles, CA 90013

Gensler

500 South Figueroa Street
Los Angeles, California 90071
United States

Tel 213.327.3600
Fax 213.327.3601

WALTER P MOORE

707 Wilshire Blvd., Suite 2100
Los Angeles, CA 90017
Tel 213.292.6500
Fax 213.292.6600

ARC
engineering

277 S. Lake Street
Burbank, CA 91502
Tel 818.508.6300
Fax 818.508.7050

PSOMAS

555 Flower St., Suite 4300
Los Angeles, CA 90071
Tel 213.223.1400

SALT

423 Gin Ling Way
Los Angeles, CA 90012
Tel 213.234.0057

Date Description

- | | | |
|---|------------|-----------------------------|
| 1 | 02/06/2017 | ENTITLEMENT SET |
| 2 | 07/14/2017 | ENTITLEMENT SET |
| 3 | 10/25/2017 | ENTITLEMENT SET |
| 6 | 05/31/2019 | ENTITLEMENT SET |
| 7 | 10/02/2019 | ENTITLEMENT SET |
| 8 | 10/22/2021 | ENTITLEMENT SET RESUBMITTAL |

GENERAL NOTES

Seal / Signature

NOT FOR
CONSTRUCTION

Project Name

401 S Hewitt

Project Number

05.1291.000

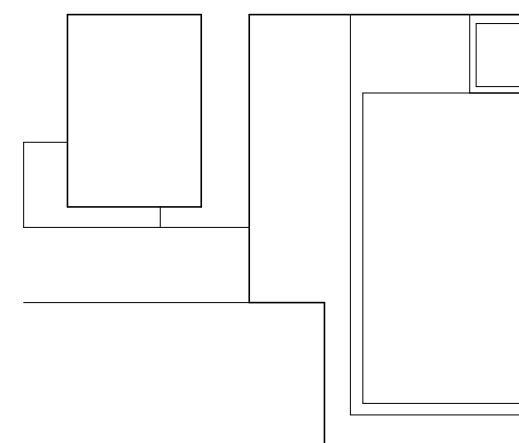
Description

PLAN - OVERALL - GROUND FLOOR

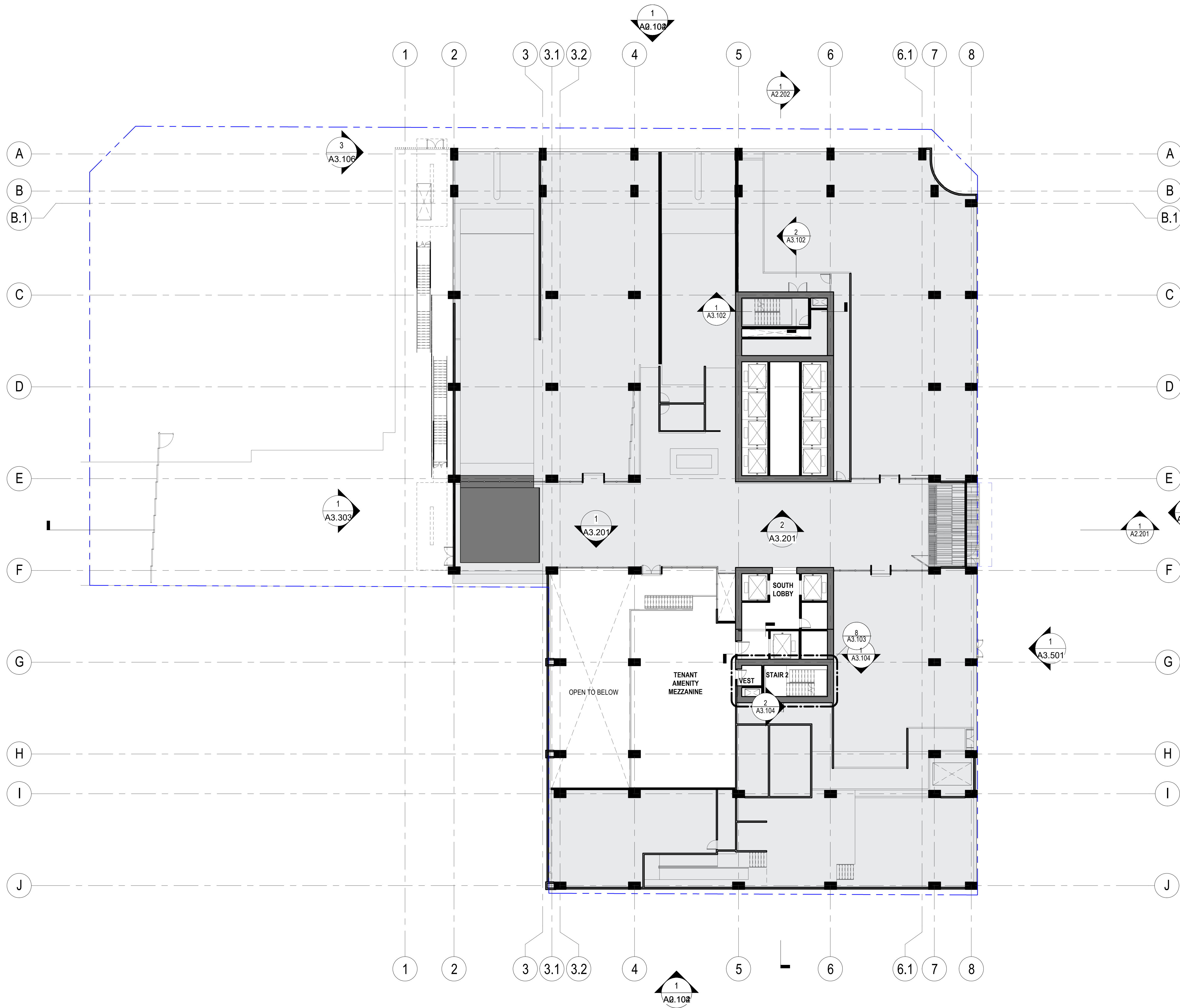
Scale

1/16" = 1'-0"

KEY PLAN



A1.201



GROUND LEVEL MEZZANINE

1/16" = 1'-0" SCALE:

1

SHEET NOTES



401 S. Hewitt, Los Angeles, CA 90013

Gensler

500 South Figueroa Street
Los Angeles, California 90071
United States

Tel 213.327.3600
Fax 213.327.3601

WALTER P MOORE

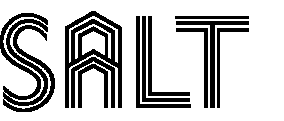


707 Wilshire Blvd., Suite 2100
Los Angeles, CA 90017
Tel 213.292.6500
Fax 213.292.6600

277 S. Lake Street
Burbank, CA 91502
Tel 818.508.6300
Fax 818.508.7050



555 Flower St., Suite 4300
Los Angeles, CA 90071
Tel 213.223.1400



423 Gin Ling Way
Los Angeles, CA 90012
Tel 213.234.0057

	Date	Description
5	01/31/2019	100% SD
7	10/02/2019	ENTITLEMENT SET
8	10/22/2021	ENTITLEMENT SET RESUBMITTAL

GENERAL NOTES

Seal / Signature

**NOT FOR
CONSTRUCTION**

Project Name

401 S Hewitt

Project Number

05.1291.000

Description

PLAN - OVERALL - GROUND FLOOR
MEZZANINE

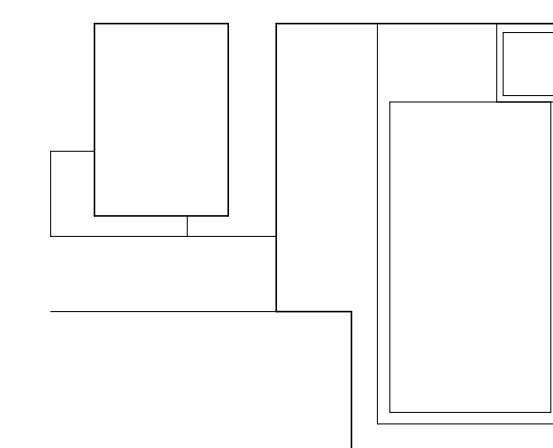
Scale

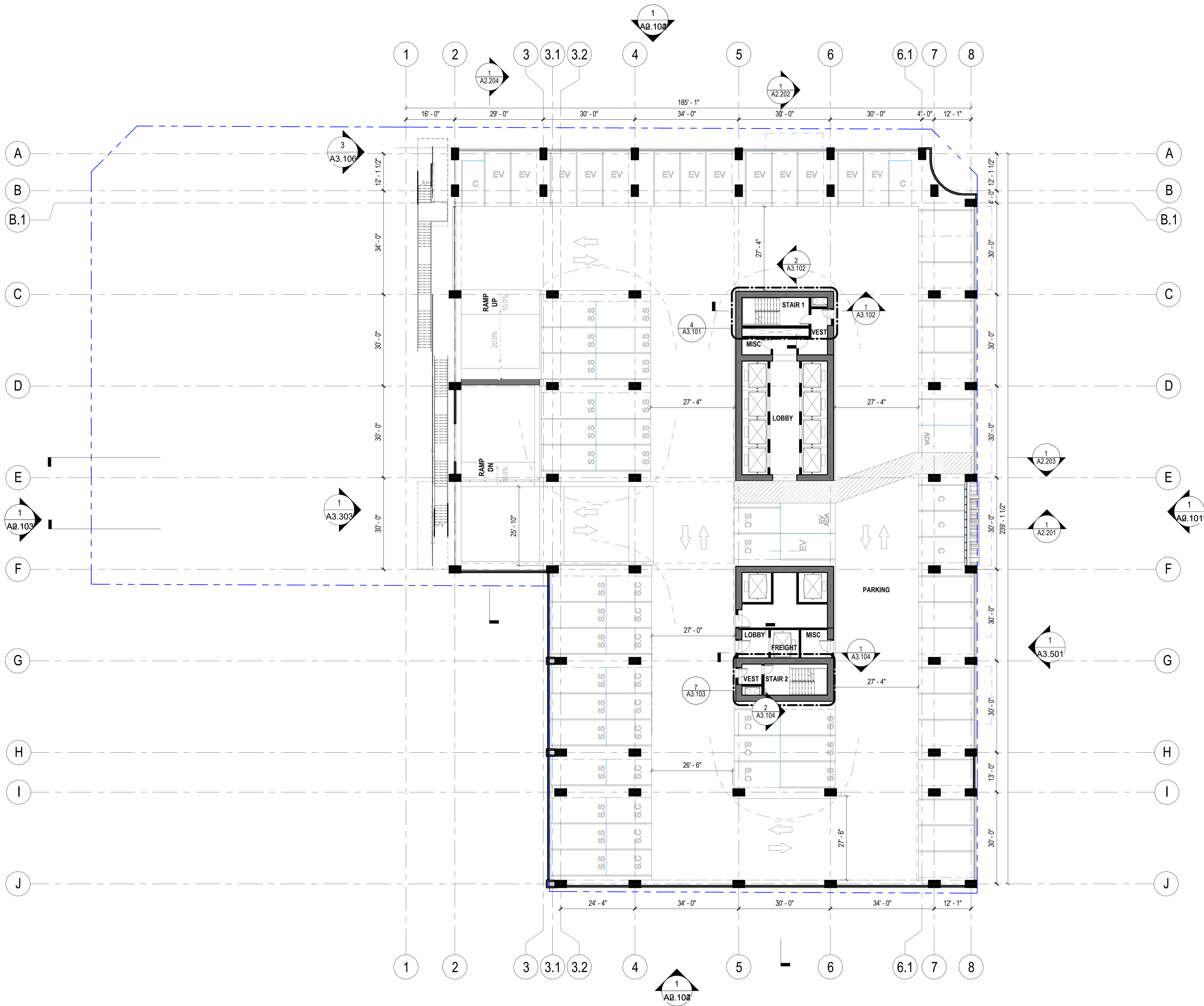
$$1/16'' = 1'-0''$$

A1.201.M

© 2017 Gensler

KEY PLAN





SHEET NOTES

Parking Schedule - Level 2		
Level	Count	Type
LEVEL 2	1	ADA_ 9' x 18' (5' Aisle)
LEVEL 2	2	Compact_ 7' 6" x 15' - 90 deg
LEVEL 2	3	Compact_ 8' 6" x 15' - 90 deg
LEVEL 2	1	EV AMBULATORY ADA_ 10' x 18' (5' Aisle)
LEVEL 2	30	Stacking Compact_ 8' 6" x 15' - 90 deg
LEVEL 2	50	Stacking Standard_ 8' 6" x 18' - 90 deg
LEVEL 2	14	Standard EV_ 8' 6" x 18' - 90 deg
LEVEL 2	17	Standard_ 8' 6" x 18' - 90 deg
Grand total	118	

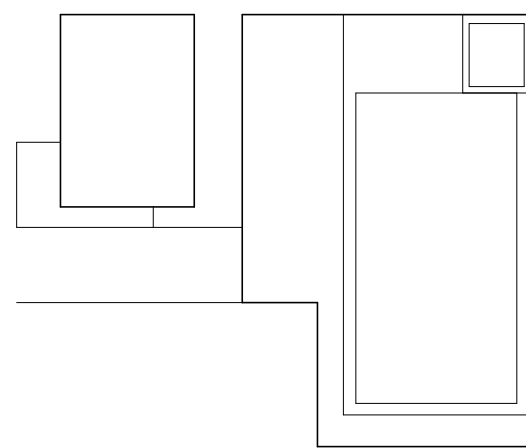
MINIMUM REQUIRED CEILING CLEARANCE PER LAOS		
	Equipment clearance	Space for vehicle
h (overall)	153" MEP*	
Upper vehicle height	68"	
Lower vehicle height	80"	
w (overall)	287"	
c Vehicle	width	92"

*Clearance from ceiling, mechanical, electrical, and plumbing objects

GENERAL NOTES

NOTE:
All areas shown in plan are Net areas.
C: Compact Parking Stall
EV: Electric Vehicle Parking Stall
S.S: Stacking Standard Parking Stall
S.C: Stacking Compact Parking Stall

KEY PLAN



LEGENDARY
INVESTORS GROUP, LLC

401 S. Hewitt, Los Angeles, CA 90013

Gensler

500 South Figueroa Street
Los Angeles, California 90071
United States

Tel 213.327.3600
Fax 213.327.3601

WALTER P MOORE

707 Wilshire Blvd., Suite 2100
Los Angeles, CA 90017
Tel 213.292.6500
Fax 213.292.6600

ARC
engineering

277 S. Lake Street
Burbank, CA 91502
Tel 818.508.6300
Fax 818.508.7050

PSOMAS

555 Flower St., Suite 4300
Los Angeles, CA 90071
Tel 213.223.1400

SALT

423 Gin Ling Way
Los Angeles, CA 90012
Tel 213.234.0057

Date Description

- 02/06/2017 ENTITLEMENT SET
- 07/14/2017 ENTITLEMENT SET
- 10/25/2017 ENTITLEMENT SET
- 05/31/2019 ENTITLEMENT SET
- 10/02/2019 ENTITLEMENT SET
- 10/22/2021 ENTITLEMENT SET RESUBMITTAL

Seal / Signature

NOT FOR
CONSTRUCTION

Project Name

401 S Hewitt

Project Number

05.1291.000

Description

PLAN - OVERALL - LEVEL 2

Scale

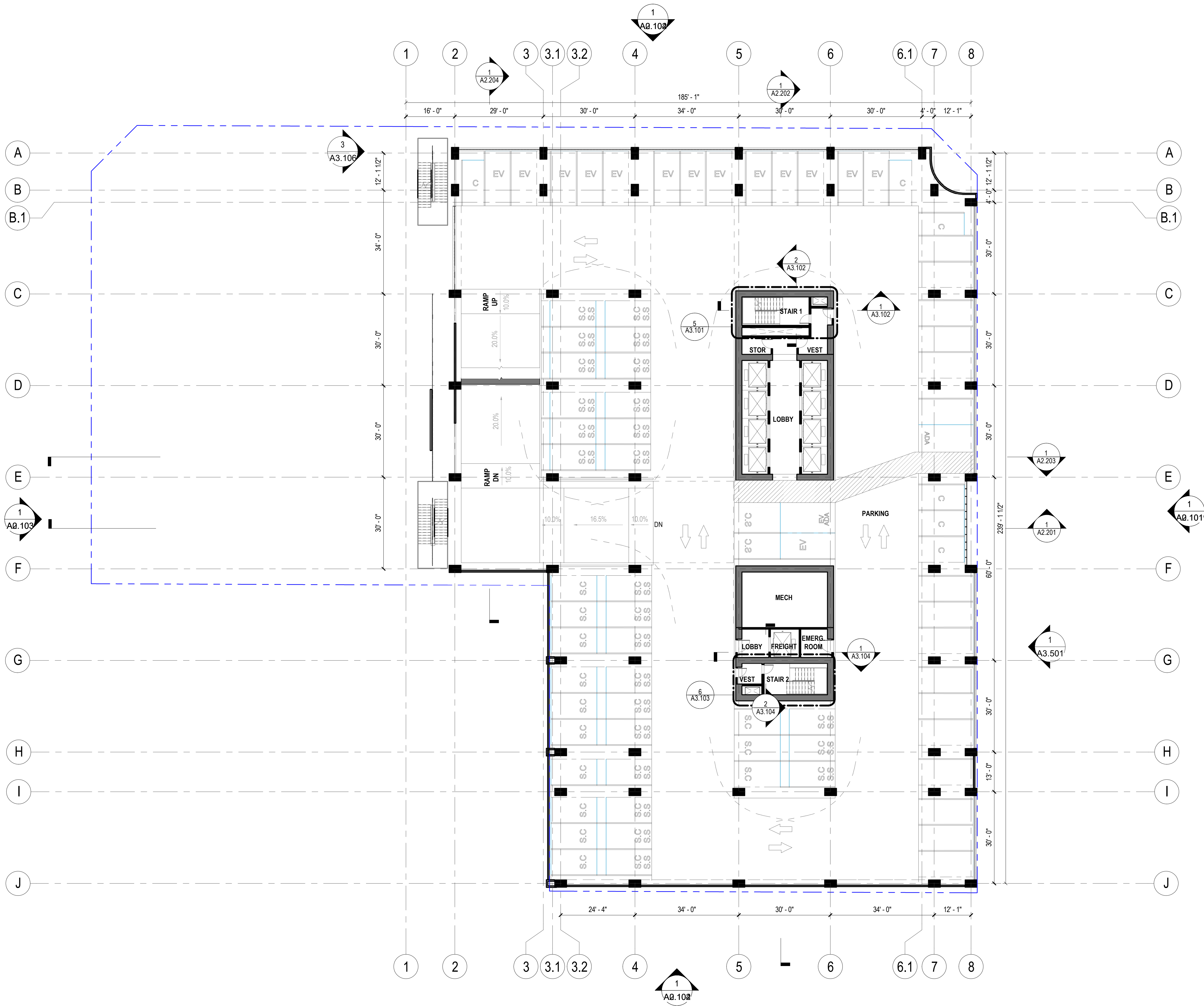
1/16" = 1'-0"

A1.202

© 2017 Gensler

LEVEL 2
1/16" = 1'-0" SCALE:

1



SHEET NOTES

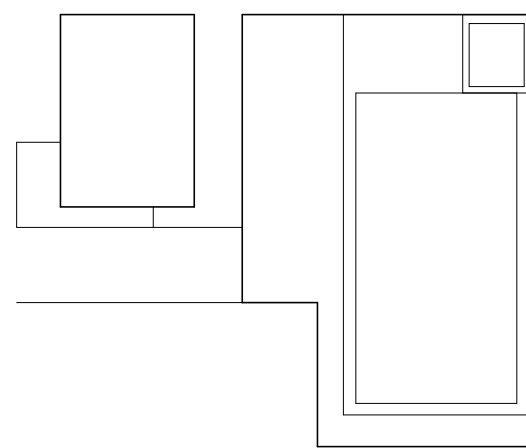
Parking Schedule - Level 3		
Level	Count	Type
LEVEL 3	1	ADA_ 9' x 18' (5' Aisle)
LEVEL 3	3	Compact_ 7' 6" x 15' - 90 deg
LEVEL 3	3	Compact_ 8' 6" x 15' - 90 deg
LEVEL 3	1	EV AMBULATORY ADA_ 10' x 18' (5' Aisle)
LEVEL 3	52	Stacking Compact_ 8' 6" x 15' - 90 deg
LEVEL 3	25	Stacking Standard_ 8' 6" x 18' - 90 deg
LEVEL 3	14	Standard EV_ 8' 6" x 18' - 90 deg
LEVEL 3	16	Standard_ 8' 6" x 18' - 90 deg
Grand total	115	

MINIMUM REQUIRED CEILING CLEARANCE PER LAOS		
	Equipment clearance	Space for vehicle
h (overall)	153" MEP*	
Upper vehicle height	68"	
Lower vehicle height	80"	
w (overall)	287"	
c Vehicle width	92"	

GENERAL NOTES

NOTE:
All areas shown in plan are Net areas.
C: Compact Parking Stall
EV: Electric Vehicle Parking Stall
S.S: Stacking Standard Parking Stall
S.C: Stacking Compact Parking Stall

KEY PLAN



Date	Description
1 02/06/2017	ENTITLEMENT SET
2 07/14/2017	ENTITLEMENT SET
3 10/25/2017	ENTITLEMENT SET
6 05/31/2019	ENTITLEMENT SET
7 10/02/2019	ENTITLEMENT SET
8 10/22/2021	ENTITLEMENT SET RESUBMITTAL

Seal / Signature

NOT FOR
CONSTRUCTION

Project Name

401 S Hewitt

Project Number

05.1291.000

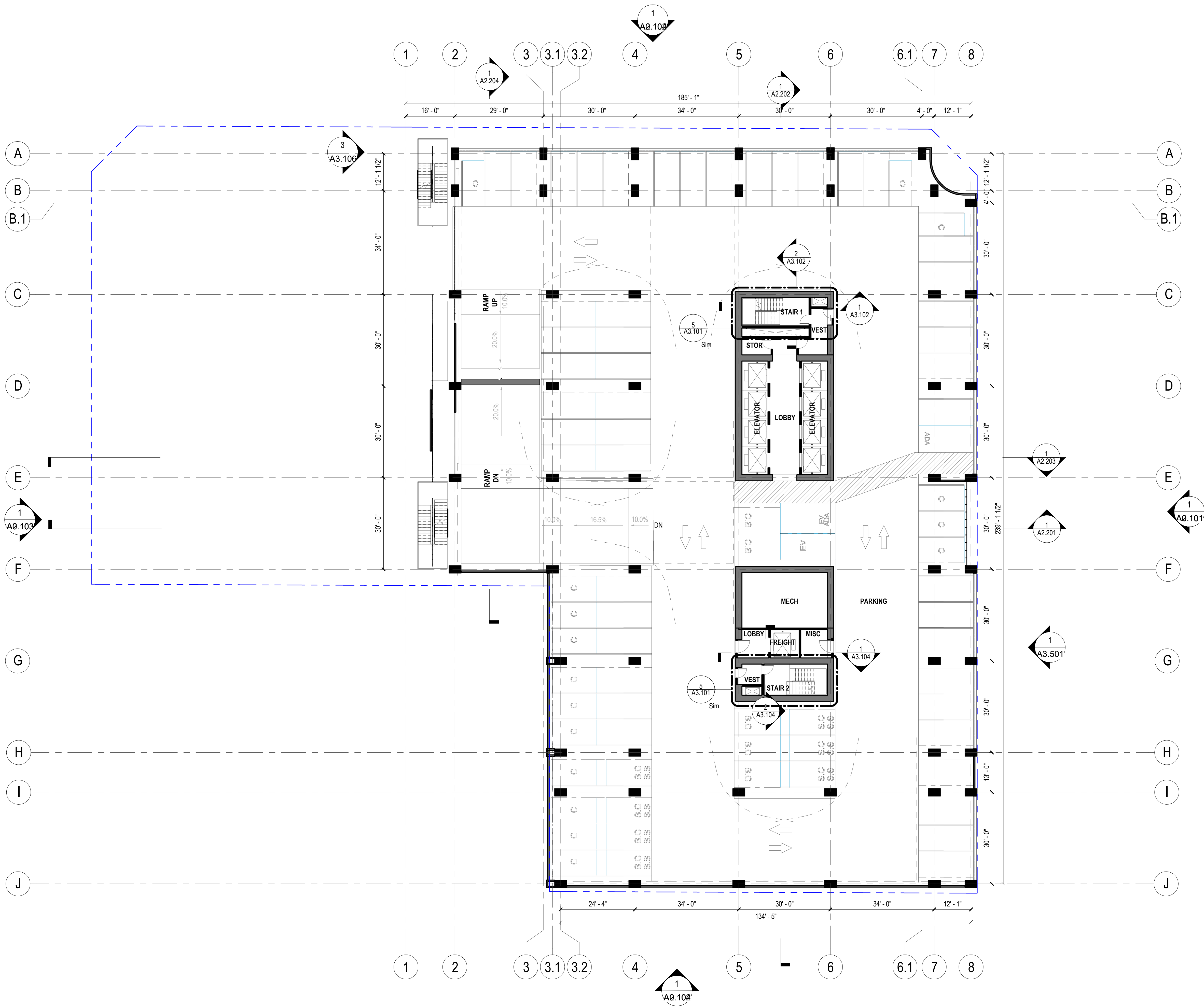
Description

PLAN - OVERALL - LEVEL 3

Scale

1/16" = 1'-0"

A1.203



LEVEL 4
1/16" = 1'-0" SCALE:

1

SHEET NOTES

Parking Schedule - Level 4		
Level	Count	Type
LEVEL 4	1	ADA_ 9' x 18' (5' Aisle)
LEVEL 4	3	Compact_ 7' 6" x 15' - 90 deg
LEVEL 4	13	Compact_ 8' 6" x 15' - 90 deg
LEVEL 4	1	EV AMBULATORY ADA_ 10' x 18' (5' Aisle)
LEVEL 4	17	Stacking Compact_ 8' 6" x 15' - 90 deg
LEVEL 4	7	Stacking Standard_ 8' 6" x 18' - 90 deg
LEVEL 4	1	Standard EV_ 8' 6" x 18' - 90 deg
LEVEL 4	47	Standard_ 8' 6" x 18' - 90 deg
Grand total	90	

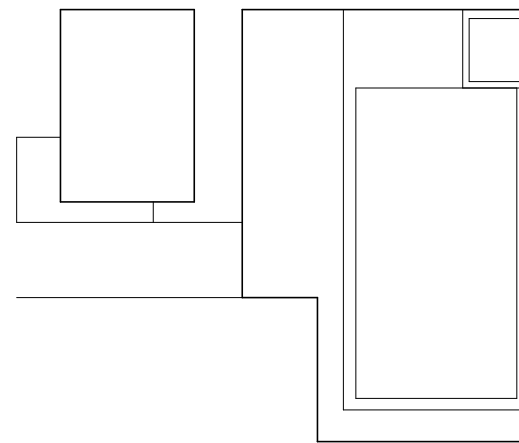
MINIMUM REQUIRED CEILING CLEARANCE PER LAOS		
	Equipment clearance	Space for vehicle
h (overall)	153" MEP*	
Upper vehicle height	68"	
Lower vehicle height	80"	
w (overall)	287"	
c Vehicle width	92"	

*Clearance from ceiling, mechanical, electrical, and plumbing objects

GENERAL NOTES

NOTE:
All areas shown in plan are Net areas.
C: Compact Parking Stall
EV: Electric Vehicle Parking Stall
S.S: Stacking Standard Parking Stall
S.C: Stacking Compact Parking Stall

KEY PLAN



LEGENDARY
INVESTORS GROUP, LLC

401 S. Hewitt, Los Angeles, CA 90013

Gensler

500 South Figueroa Street
Los Angeles, California 90071
United States

Tel 213.327.3600
Fax 213.327.3601

WALTER P. MOORE

707 Wilshire Blvd., Suite 2100
Los Angeles, CA 90017
Tel 213.292.6500
Fax 213.292.6600

ARC
engineering

277 S. Lake Street
Burbank, CA 91502
Tel 818.508.6300
Fax 818.508.7050

PSOMAS

555 Flower St., Suite 4300
Los Angeles, CA 90071
Tel 213.223.1400

SALT

423 Gin Ling Way
Los Angeles, CA 90012
Tel 213.234.0057

Date Description

- 02/06/2017 ENTITLEMENT SET
- 07/14/2017 ENTITLEMENT SET
- 10/25/2017 ENTITLEMENT SET
- 05/31/2019 ENTITLEMENT SET
- 10/02/2019 ENTITLEMENT SET
- 10/22/2021 ENTITLEMENT SET RESUBMITTAL

Seal / Signature

NOT FOR
CONSTRUCTION

Project Name

401 S Hewitt

Project Number

05.1291.000

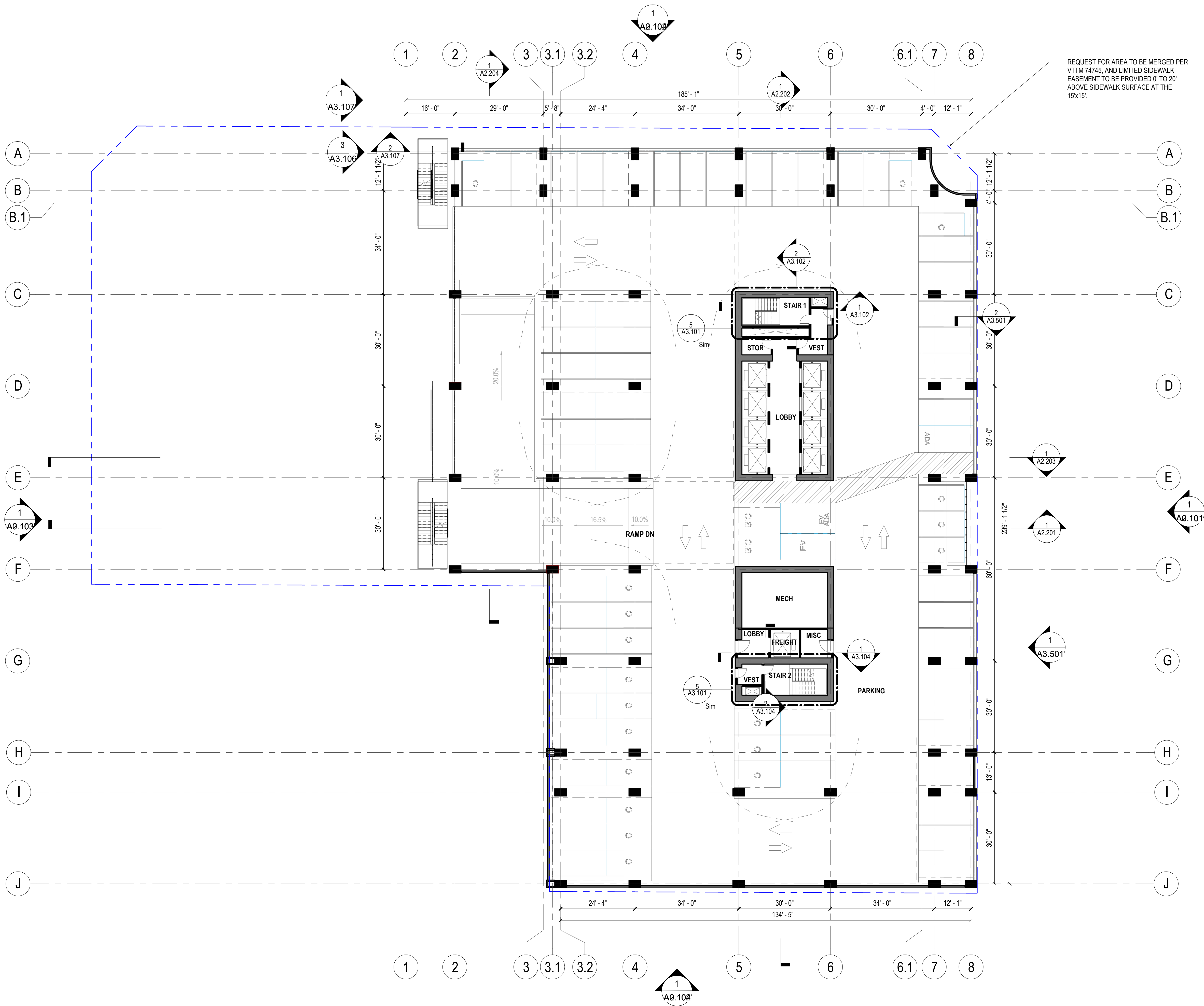
Description

PLAN - OVERALL - LEVEL 4

Scale

1/16" = 1'-0"

A1.204



SHEET NOTES

Parking Schedule - Level 5		
Level	Count	Type
LEVEL 5	1	ADA_ 9' x 18' (5' Aisle)
LEVEL 5	3	Compact_ 7' 6" x 15' - 90 deg
LEVEL 5	16	Compact_ 8' 6" x 15' - 90 deg
LEVEL 5	1	EV AMBULATORY ADA_ 10' x 18' (5' Aisle)
LEVEL 5	4	Stacking Compact_ 8' 6" x 15' - 90 deg
LEVEL 5	1	Standard EV_ 8' 6" x 18' - 90 deg
LEVEL 5	55	Standard_ 8' 6" x 18' - 90 deg
Grand total	81	

LEGENDARY
INVESTORS GROUP, LLC

401 S. Hewitt, Los Angeles, CA 90013

Gensler

500 South Figueroa Street
Los Angeles, California 90071
United States

Tel 213.327.3600
Fax 213.327.3601

WALTER P MOORE

707 Wilshire Blvd., Suite 2100
Los Angeles, CA 90017
Tel 213.292.6500
Fax 213.292.6600

ARC
engineering

277 S. Lake Street
Burbank, CA 91502
Tel 818.508.6300
Fax 818.508.7050

PSOMAS

555 Flower St., Suite 4300
Los Angeles, CA 90071
Tel 213.223.1400

SALT

423 Gin Ling Way
Los Angeles, CA 90012
Tel 213.234.0057

Date Description

- 02/06/2017 ENTITLEMENT SET
- 07/14/2017 ENTITLEMENT SET
- 10/25/2017 ENTITLEMENT SET
- 05/31/2019 ENTITLEMENT SET
- 10/02/2019 ENTITLEMENT SET
- 10/22/2021 ENTITLEMENT SET RESUBMITTAL

GENERAL NOTES

NOTE:
All areas shown in plan are Net areas.
C: Compact Parking Stall
EV: Electric Vehicle Parking Stall
S.S: Stacking Standard Parking Stall
S.C: Stacking Compact Parking Stall

Seal / Signature

NOT FOR
CONSTRUCTION

Project Name

401 S Hewitt

Project Number

05.1291.000

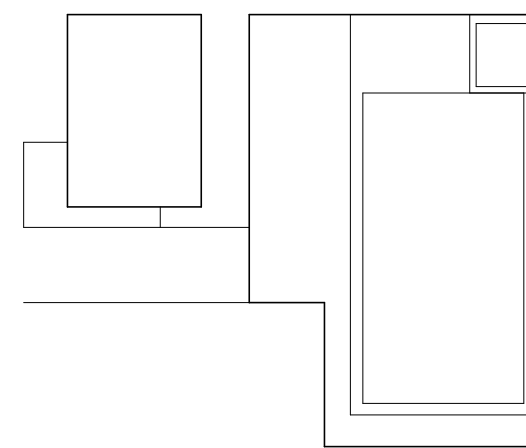
Description

PLAN - OVERALL - LEVEL 5

Scale

1/16" = 1'-0"

KEY PLAN



LEVEL 5
1/16" = 1'-0" SCALE.

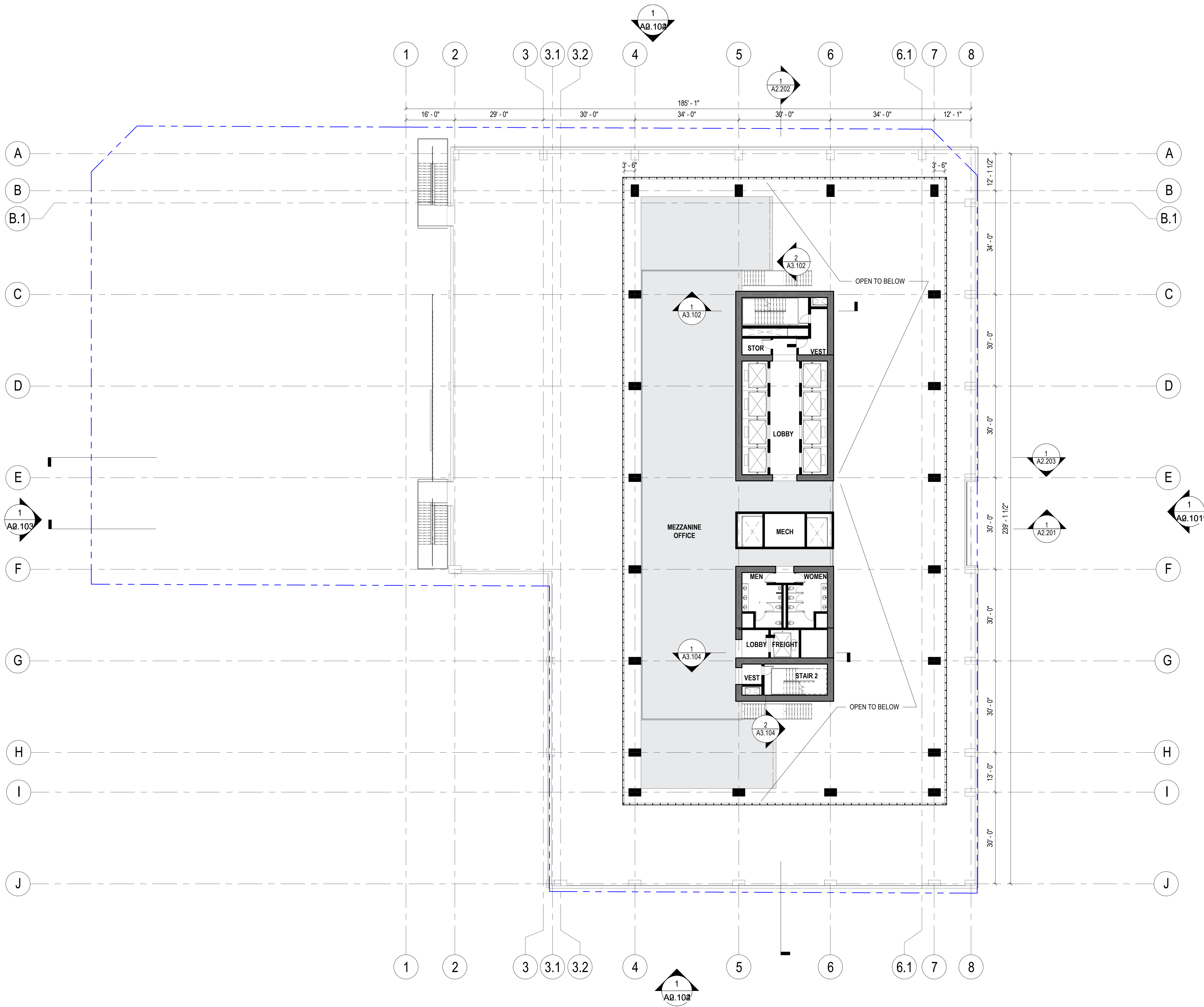
1



GENERAL NOTES

© 2017 Gensler

10/22/2021 5:21:25 PM BM 360/005.1291.000 - 4th & Hewitt - Art District LA401_Architecture_F20.rvt

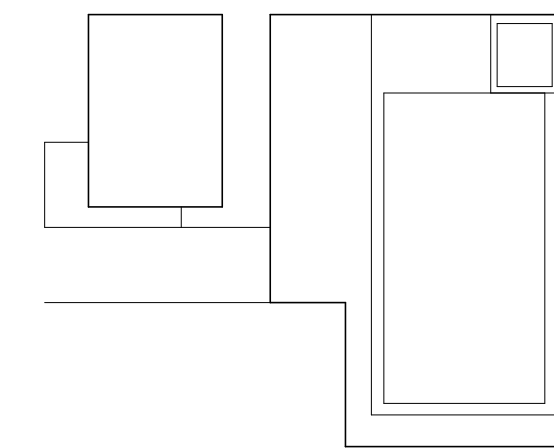


LEVEL 6 MEZZANINE
1/16" = 1'-0" SCALE.

SHEET NOTES

GENERAL NOTES

KEY PLAN



401 S. Hewitt, Los Angeles, CA 90013

Gensler

500 South Figueroa Street
Los Angeles, California 90071
United States

Tel 213.327.3600
Fax 213.327.3601

WALTER P MOORE

707 Wilshire Blvd., Suite 2100
Los Angeles, CA 90017
Tel 213.292.6500
Fax 213.292.6600



277 S. Lake Street
Burbank, CA 91502
Tel 818.508.6300
Fax 818.508.7050



555 Flower St., Suite 4300
Los Angeles, CA 90071
Tel 213.223.1400



423 Gin Ling Way
Los Angeles, CA 90012
Tel 213.234.0057

△	Date	Description
6	05/31/2019	ENTITLEMENT SET
7	10/02/2019	ENTITLEMENT SET
8	10/22/2021	ENTITLEMENT SET RESUBMITTAL

Seal / Signature

NOT FOR
CONSTRUCTION

Project Name

401 S Hewitt

Project Number

05.1291.000

Description

PLAN - OVERALL - LEVEL 6
MEZZANINE

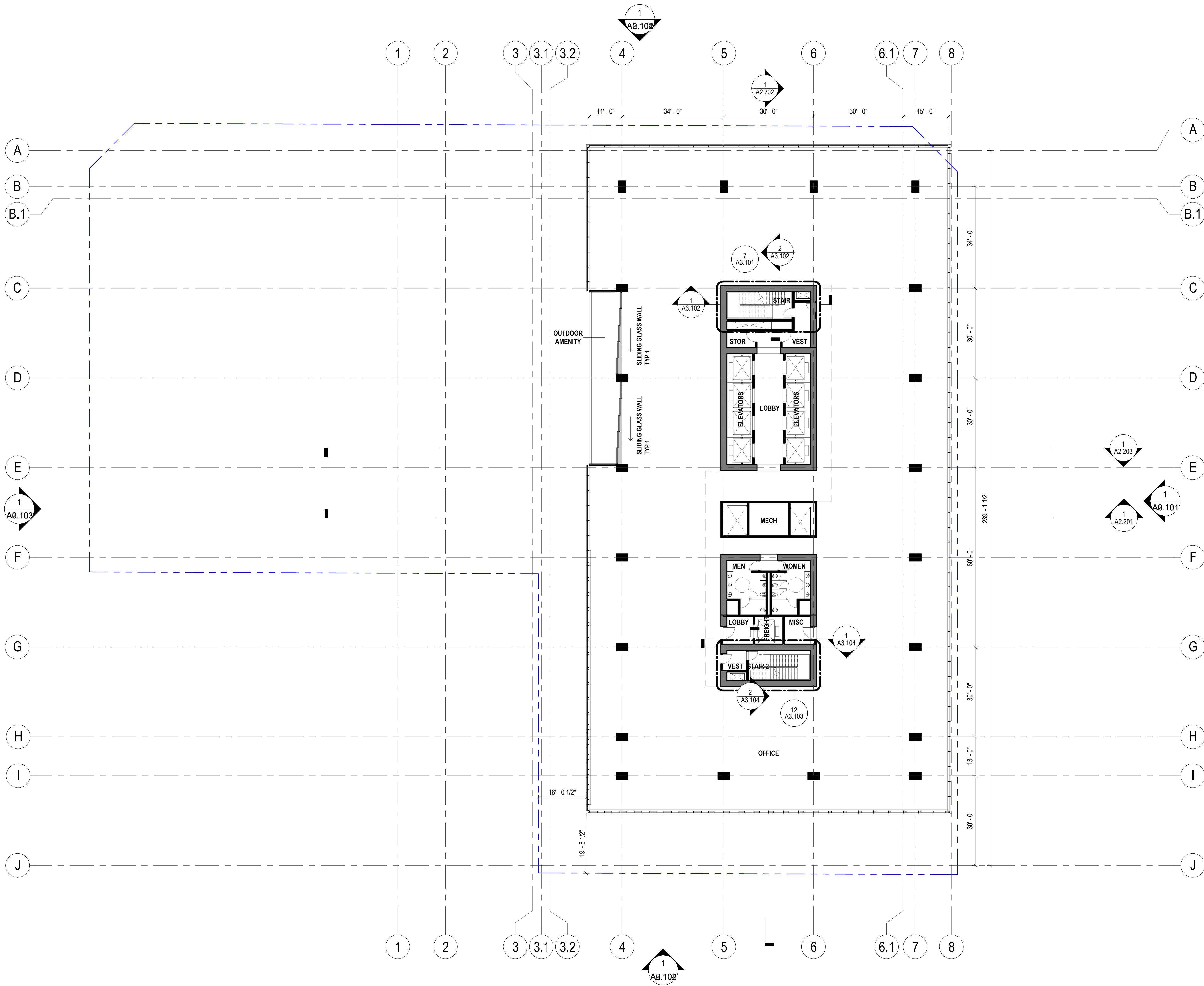
Scale

1/16" = 1'-0"

A1.206.M

© 2017 Gensler

10/22/2021 5:21:36 PM BM 360/005.1291.000 - 4th & Hewitt - Art District LA401_Architecture_F20.rvt

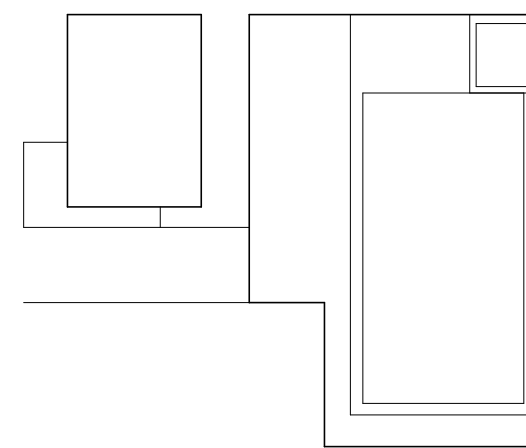


LEVEL 7
1/16" = 1'-0" SCALE:

SHEET NOTES

GENERAL NOTES

KEY PLAN



LEGENDARY
INVESTORS GROUP, LLC

401 S. Hewitt, Los Angeles, CA 90013

Gensler

500 South Figueroa Street
Los Angeles, California 90071
United States

Tel 213.327.3600
Fax 213.327.3601

WALTER P MOORE

707 Wilshire Blvd., Suite 2100
Los Angeles, CA 90017
Tel 213.292.6500
Fax 213.292.6600

ARC
engineering

277 S. Lake Street
Burbank, CA 91502
Tel 818.508.6300
Fax 818.508.7050

PSOMAS

555 Flower St., Suite 4300
Los Angeles, CA 90071
Tel 213.223.1400

SALT

423 Gin Ling Way
Los Angeles, CA 90012
Tel 213.234.0057

Date	Description
1 02/06/2017	ENTITLEMENT SET
2 07/14/2017	ENTITLEMENT SET
3 10/25/2017	ENTITLEMENT SET
6 05/31/2019	ENTITLEMENT SET
7 10/02/2019	ENTITLEMENT SET
8 10/22/2021	ENTITLEMENT SET RESUBMITTAL

Seal / Signature

NOT FOR
CONSTRUCTION

Project Name

401 S Hewitt

Project Number

05.1291.000

Description

PLAN - OVERALL - LEVEL 7

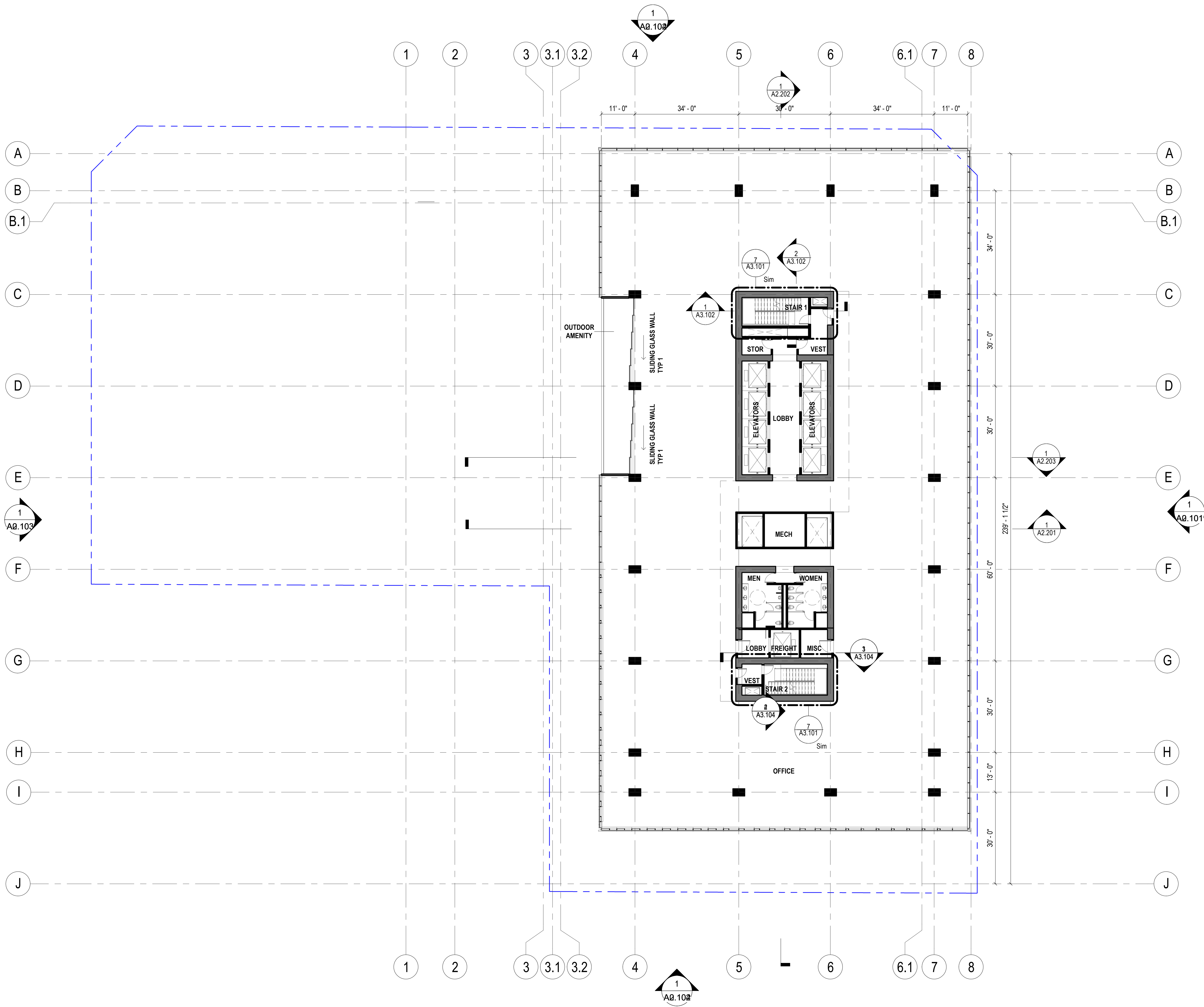
Scale

1/16" = 1'-0"

A1.207

© 2017 Gensler

10/22/2021 5:21:47 PM BM 360/005.1291.000 - 4th & Hewitt - Art District LA401_Architecture_F20.rvt



LEVEL 8
1/16" = 1'-0" SCALE:

SHEET NOTES

LEGENDARY
INVESTORS GROUP, LLC

401 S. Hewitt, Los Angeles, CA 90013

Gensler

500 South Figueroa Street
Los Angeles, California 90071
United States

Tel 213.327.3600
Fax 213.327.3601

WALTER P MOORE

707 Wilshire Blvd., Suite 2100
Los Angeles, CA 90017
Tel 213.292.6500
Fax 213.292.6600

ARC
engineering

277 S. Lake Street
Burbank, CA 91502
Tel 818.508.6300
Fax 818.508.7050

PSOMAS

555 Flower St., Suite 4300
Los Angeles, CA 90071
Tel 213.223.1400

SALT

423 Gin Ling Way
Los Angeles, CA 90012
Tel 213.234.0057

Date	Description
1 02/06/2017	ENTITLEMENT SET
2 07/14/2017	ENTITLEMENT SET
3 10/25/2017	ENTITLEMENT SET
6 05/31/2019	ENTITLEMENT SET
7 10/02/2019	ENTITLEMENT SET
8 10/22/2021	ENTITLEMENT SET RESUBMITTAL

GENERAL NOTES

Seal / Signature

NOT FOR
CONSTRUCTION

Project Name

401 S Hewitt

Project Number

05.1291.000

Description

PLAN - OVERALL - LEVEL 8

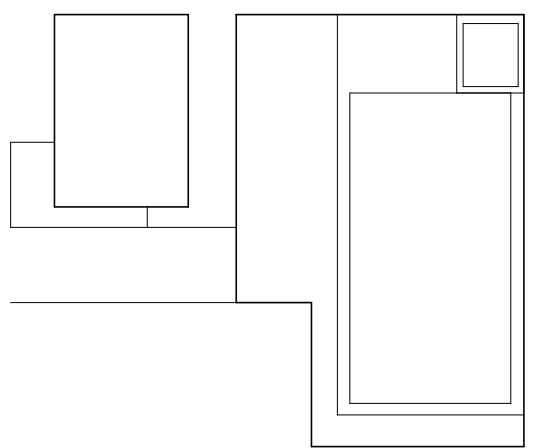
Scale

1/16" = 1'-0"

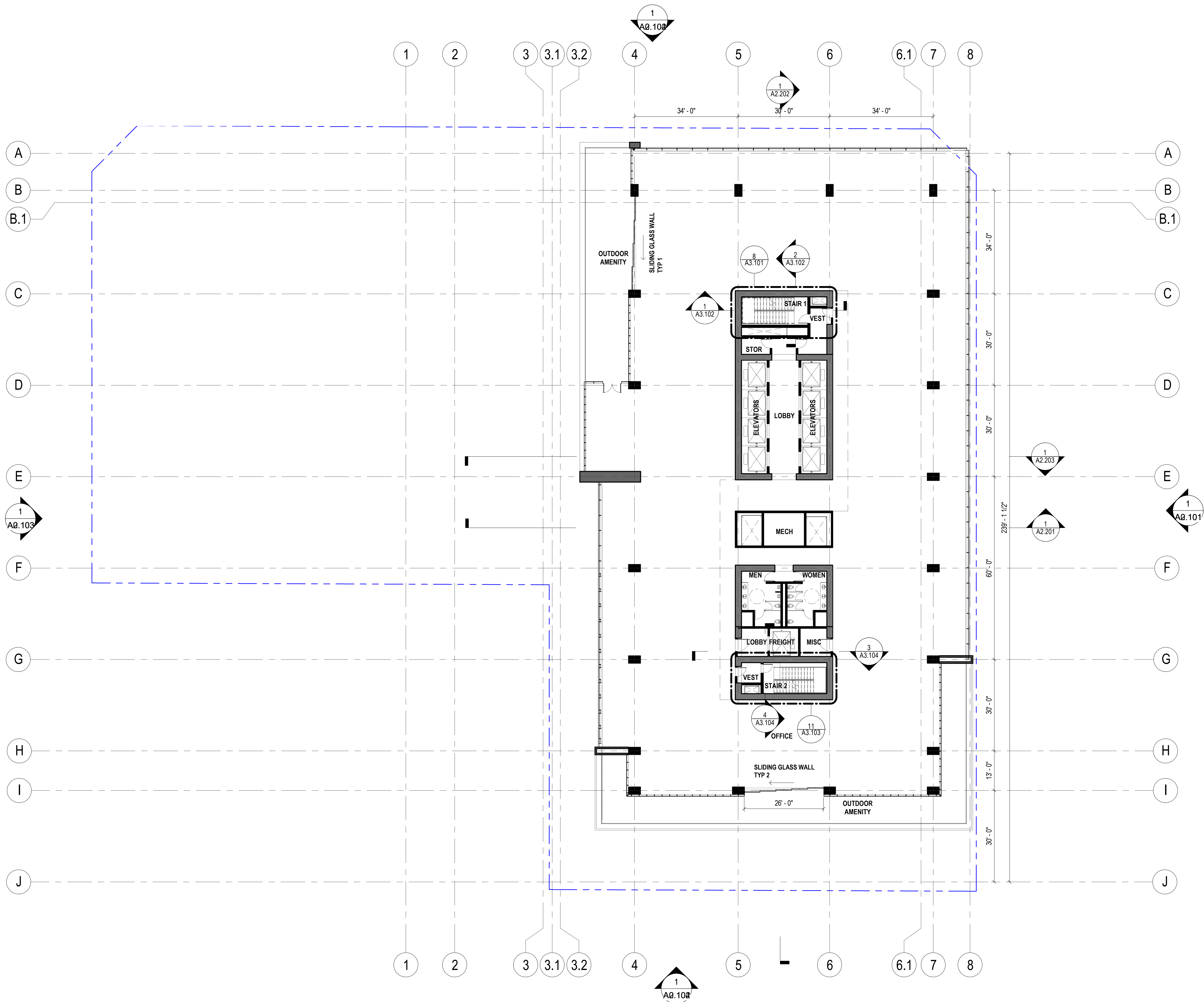
A1.208

© 2017 Gensler

KEY PLAN



10/22/2021 5:21:58 PM BM 360/005.1291.000 - 4th & Hewitt - Art District LA401_Architecture_F20.rvt



LEVEL 9
1/16" = 1'-0" SCALE:

SHEET NOTES

LEGENDARY
INVESTORS GROUP, LLC

401 S. Hewitt, Los Angeles, CA 90013

Gensler

500 South Figueroa Street
Los Angeles, California 90071
United States

Tel 213.327.3600
Fax 213.327.3601

WALTER P MOORE

707 Wilshire Blvd., Suite 2100
Los Angeles, CA 90017
Tel 213.292.6500
Fax 213.292.6600

ARC
engineering

277 S. Lake Street
Burbank, CA 91502
Tel 818.508.6300
Fax 818.508.7050

PSOMAS

555 Flower St., Suite 4300
Los Angeles, CA 90071
Tel 213.223.1400

SALT

423 Gin Ling Way
Los Angeles, CA 90012
Tel 213.234.0057

△	Date	Description
1	02/06/2017	ENTITLEMENT SET
2	07/14/2017	ENTITLEMENT SET
3	10/25/2017	ENTITLEMENT SET
6	05/31/2019	ENTITLEMENT SET
7	10/02/2019	ENTITLEMENT SET
8	10/22/2021	ENTITLEMENT SET RESUBMITTAL

GENERAL NOTES

Seal / Signature

NOT FOR
CONSTRUCTION

Project Name

401 S Hewitt

Project Number

05.1291.000

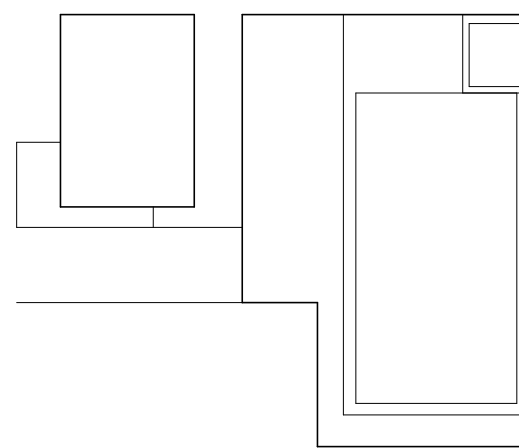
Description

PLAN - OVERALL - LEVEL 9

Scale

1/16" = 1'-0"

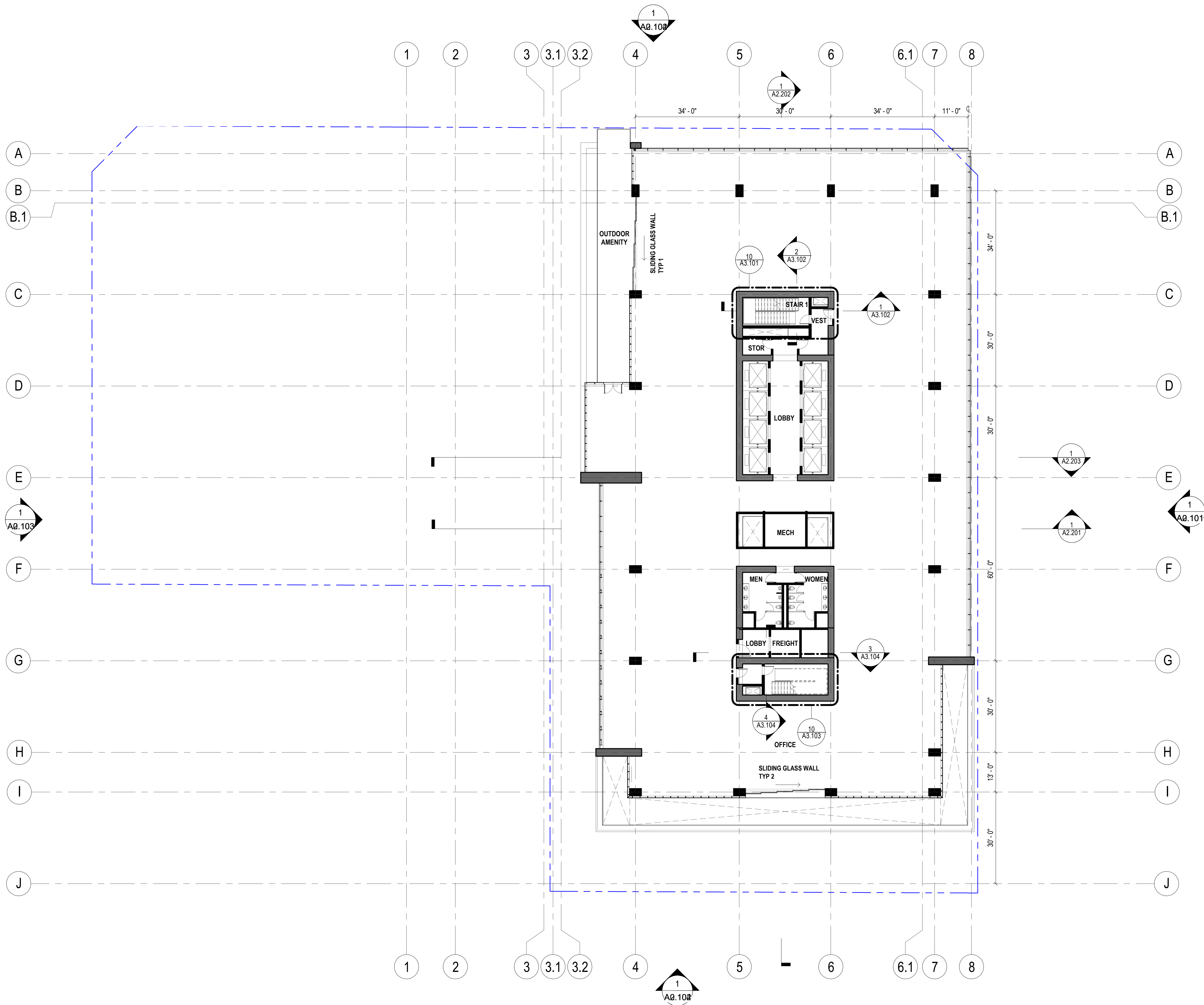
KEY PLAN



A1.209

© 2017 Gensler

10/22/2021 5:22:08 PM BM 360/005.1291.000 - 4th & Hewitt - Art District LA401_Architecture_F20.rvt



LEVEL 10
1/16" = 1'-0" SCALE:

SHEET NOTES

LEGENDARY
INVESTORS GROUP, LLC

401 S. Hewitt, Los Angeles, CA 90013

Gensler

500 South Figueroa Street
Los Angeles, California 90071
United States

Tel 213.327.3600
Fax 213.327.3601

WALTER P MOORE

707 Wilshire Blvd., Suite 2100
Los Angeles, CA 90017
Tel 213.292.6500
Fax 213.292.6600

ARC
engineering

277 S. Lake Street
Burbank, CA 91502
Tel 818.508.6300
Fax 818.508.7050

PSOMAS

555 Flower St., Suite 4300
Los Angeles, CA 90071
Tel 213.223.1400

SALT

423 Gin Ling Way
Los Angeles, CA 90012
Tel 213.234.0057

△	Date	Description
7	10/02/2019	ENTITLEMENT SET
8	10/22/2021	ENTITLEMENT SET RESUBMITTAL

GENERAL NOTES

Seal / Signature

NOT FOR
CONSTRUCTION

Project Name

401 S Hewitt

Project Number

05.1291.000

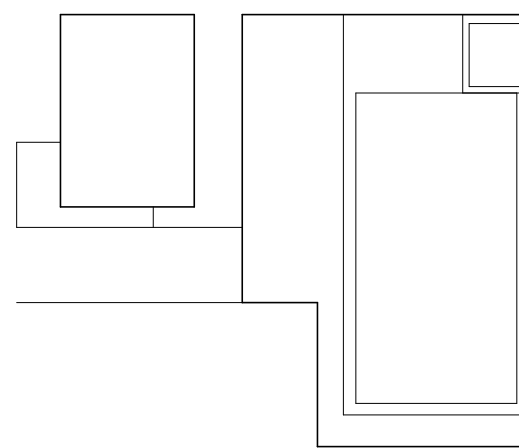
Description

PLAN - OVERALL - LEVEL 10

Scale

1/16" = 1'-0"

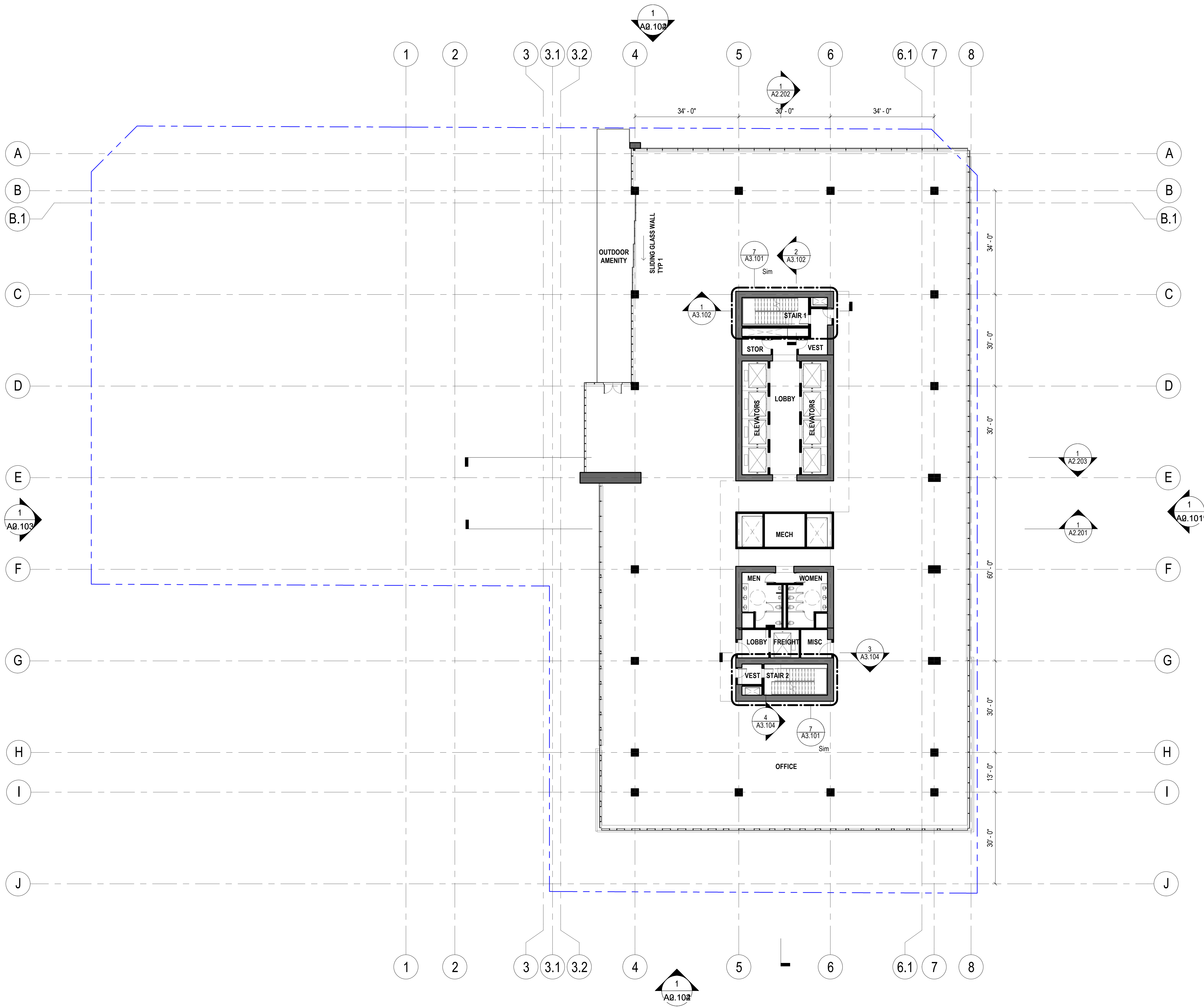
KEY PLAN



A1.210

© 2017 Gensler

10/22/2021 5:22:19 PM BM 360/005.1291.000 - 4th & Hewitt - Art District LA401_Architecture_F20.rvt



LEVEL 11
1/16" = 1'-0" SCALE.

SHEET NOTES

LEGENDARY
INVESTORS GROUP, LLC

401 S. Hewitt, Los Angeles, CA 90013

Gensler

500 South Figueroa Street
Los Angeles, California 90071
United States

Tel 213.327.3600
Fax 213.327.3601

WALTER P MOORE

707 Wilshire Blvd., Suite 2100
Los Angeles, CA 90017
Tel 213.292.6500
Fax 213.292.6600

ARC
engineering

277 S. Lake Street
Burbank, CA 91502
Tel 818.508.6300
Fax 818.508.7050

PSOMAS

555 Flower St., Suite 4300
Los Angeles, CA 90071
Tel 213.223.1400

SALT

423 Gin Ling Way
Los Angeles, CA 90012
Tel 213.234.0057

Date	Description
1 02/06/2017	ENTITLEMENT SET
2 07/14/2017	ENTITLEMENT SET
3 10/25/2017	ENTITLEMENT SET
6 05/31/2019	ENTITLEMENT SET
7 10/02/2019	ENTITLEMENT SET
8 10/22/2021	ENTITLEMENT SET RESUBMITTAL

GENERAL NOTES

Seal / Signature

NOT FOR
CONSTRUCTION

Project Name

401 S Hewitt

Project Number

05.1291.000

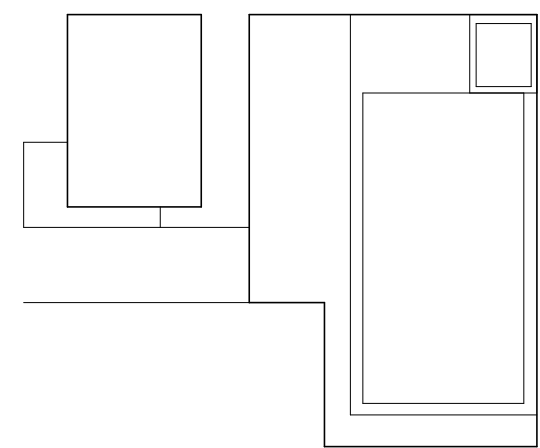
Description

PLAN - OVERALL - LEVEL 11

Scale

1/16" = 1'-0"

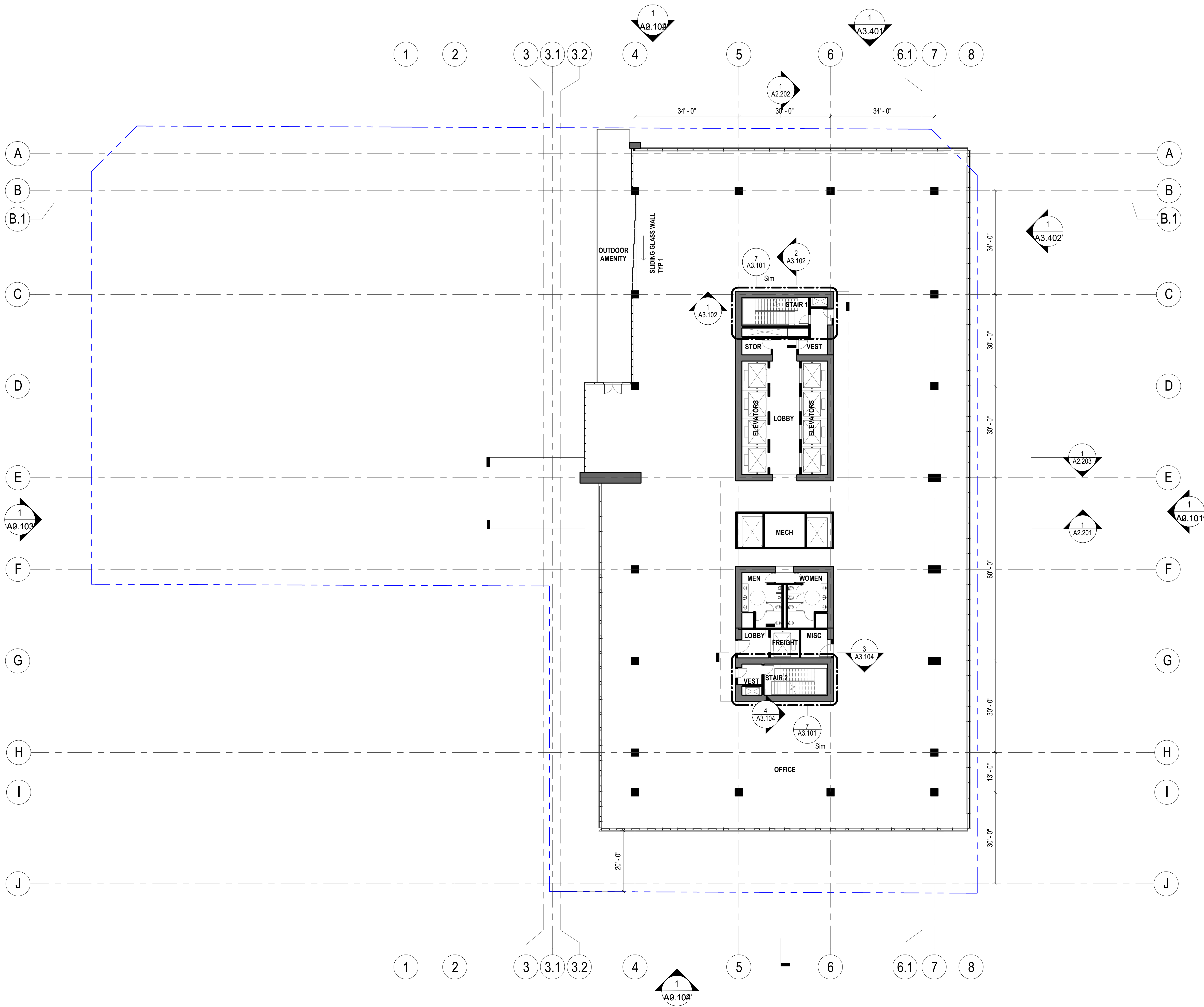
KEY PLAN



A1.211

© 2017 Gensler

10/22/2021 5:22:30 PM BM 360/005.1291.000 - 4th & Hewitt - Art District LA401_Architecture_F20.rvt



LEVEL 12
1/16" = 1'-0" SCALE:

SHEET NOTES

LEGENDARY
INVESTORS GROUP, LLC

401 S. Hewitt, Los Angeles, CA 90013

Gensler

500 South Figueroa Street
Los Angeles, California 90071
United States

Tel 213.327.3600
Fax 213.327.3601

WALTER P MOORE

707 Wilshire Blvd., Suite 2100
Los Angeles, CA 90017
Tel 213.292.6500
Fax 213.292.6600

ARC
engineering

277 S. Lake Street
Burbank, CA 91502
Tel 818.508.6300
Fax 818.508.7050

PSOMAS

555 Flower St., Suite 4300
Los Angeles, CA 90071
Tel 213.223.1400

SALT

423 Gin Ling Way
Los Angeles, CA 90012
Tel 213.234.0057

Date	Description
1 02/06/2017	ENTITLEMENT SET
2 07/14/2017	ENTITLEMENT SET
3 10/25/2017	ENTITLEMENT SET
6 05/31/2019	ENTITLEMENT SET
7 10/02/2019	ENTITLEMENT SET
8 10/22/2021	ENTITLEMENT SET RESUBMITTAL

GENERAL NOTES

Seal / Signature

NOT FOR
CONSTRUCTION

Project Name

401 S Hewitt

Project Number

05.1291.000

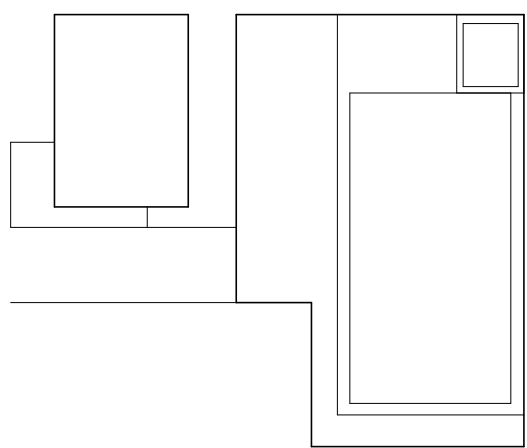
Description

PLAN - OVERALL - LEVEL 12

Scale

1/16" = 1'-0"

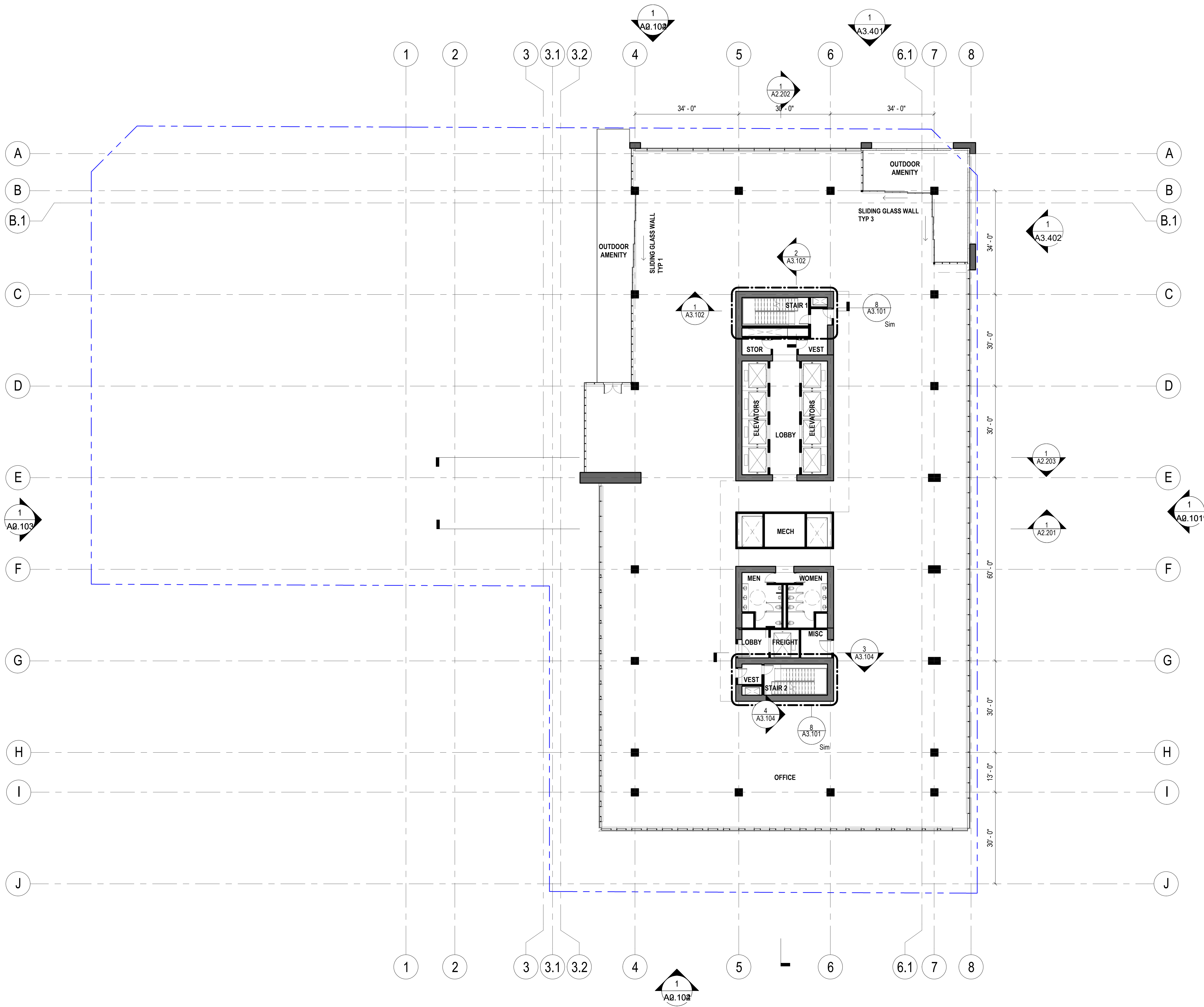
KEY PLAN



A1.212

© 2017 Gensler

10/22/2021 5:22:40 PM BM 360/1005.1291.000 - 4th & Hewitt - Art District LA401_Architecture_F20.rvt



LEVEL 13
1/16" = 1'-0" SCALE:

1

SHEET NOTES



401 S. Hewitt, Los Angeles, CA 90013

Gensler

500 South Figueroa Street
Los Angeles, California 90071
United States

Tel 213.327.3600
Fax 213.327.3601

WALTER P MOORE

707 Wilshire Blvd., Suite 2100
Los Angeles, CA 90017
Tel 213.292.6500
Fax 213.292.6600



277 S. Lake Street
Burbank, CA 91502
Tel 818.508.6300
Fax 818.508.7050



555 Flower St., Suite 4300
Los Angeles, CA 90071
Tel 213.223.1400



423 Gin Ling Way
Los Angeles, CA 90012
Tel 213.234.0057

Date	Description
1 02/06/2017	ENTITLEMENT SET
2 07/14/2017	ENTITLEMENT SET
3 10/25/2017	ENTITLEMENT SET
6 05/31/2019	ENTITLEMENT SET
7 10/02/2019	ENTITLEMENT SET
8 10/22/2021	ENTITLEMENT SET RESUBMITTAL

GENERAL NOTES

Seal / Signature

**NOT FOR
CONSTRUCTION**

Project Name

401 S Hewitt

Project Number

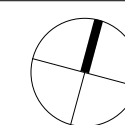
05.1291.000

Description

PLAN - OVERALL - LEVEL 13

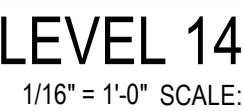
Scale

1/16" = 1'-0"



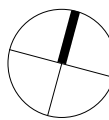
A1.213

© 2017 Gensler



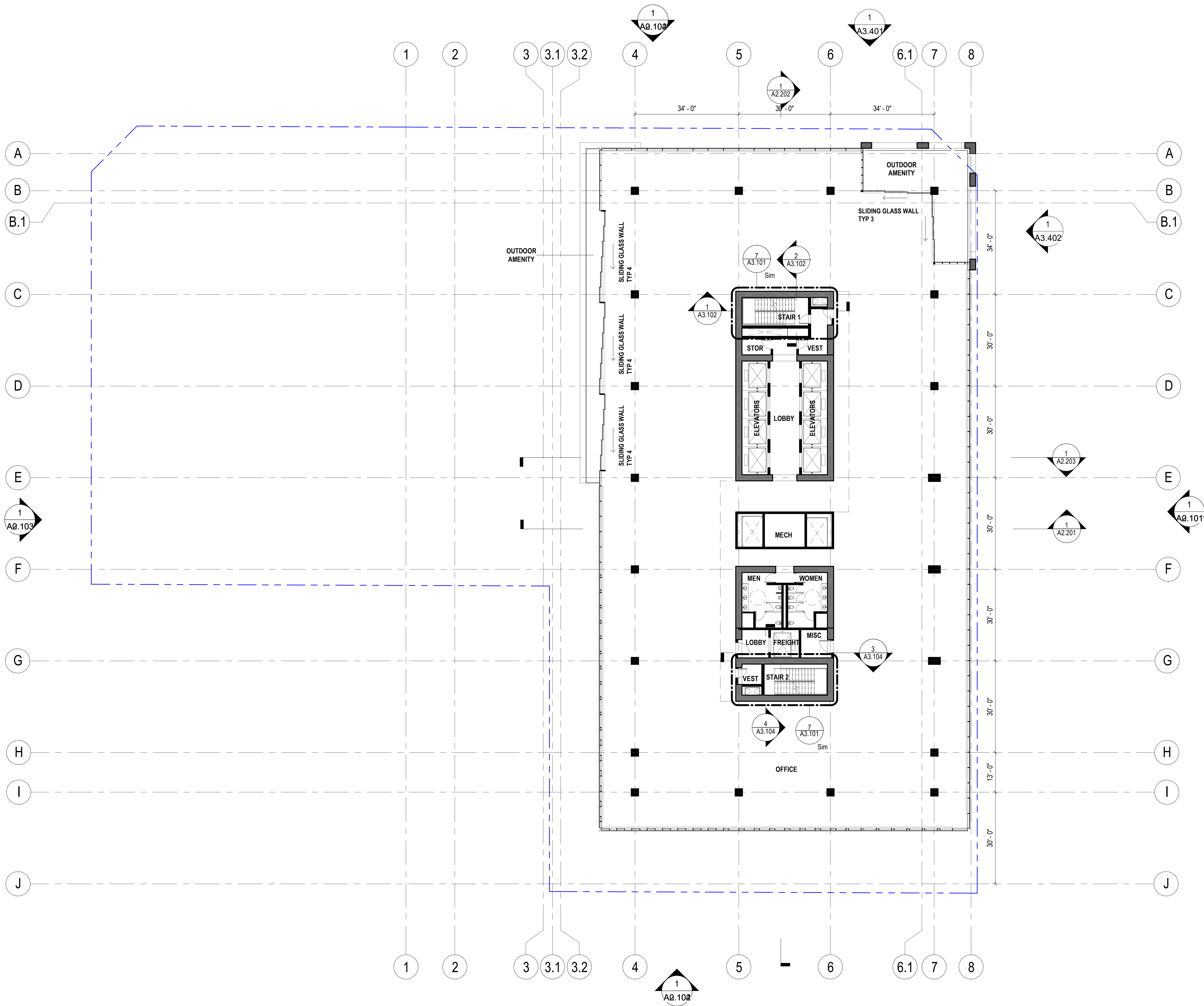
1

KEY PLAN



© 2017 Gensler

10/22/2021 5:23:01 PM BM 360/005.1291.000 - 4th & Hewitt - Art District LA401_Architecture_F20.rvt



LEVEL 15
1/16" = 1'-0" SCALE:

SHEET NOTES

LEGENDARY
INVESTORS GROUP, LLC

401 S. Hewitt, Los Angeles, CA 90013

Gensler

500 South Figueroa Street
Los Angeles, California 90071
United States

Tel 213.327.3600
Fax 213.327.3601

WALTER P MOORE

707 Wilshire Blvd., Suite 2100
Los Angeles, CA 90017
Tel 213.292.6500
Fax 213.292.6600

ARC
engineering

277 S. Lake Street
Burbank, CA 91502
Tel 818.508.6300
Fax 818.508.7050

PSOMAS

555 Flower St., Suite 4300
Los Angeles, CA 90071
Tel 213.223.1400

SALT

423 Gin Ling Way
Los Angeles, CA 90012
Tel 213.234.0057

Date	Description
6 05/31/2019	ENTITLEMENT SET
7 10/02/2019	ENTITLEMENT SET
8 10/22/2021	ENTITLEMENT SET RESUBMITTAL

GENERAL NOTES

Seal / Signature

NOT FOR
CONSTRUCTION

Project Name

401 S Hewitt

Project Number

05.1291.000

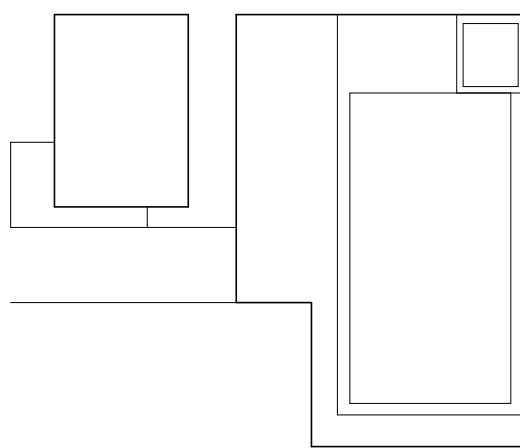
Description

PLAN - OVERALL - LEVEL 15

Scale

1/16" = 1'-0"

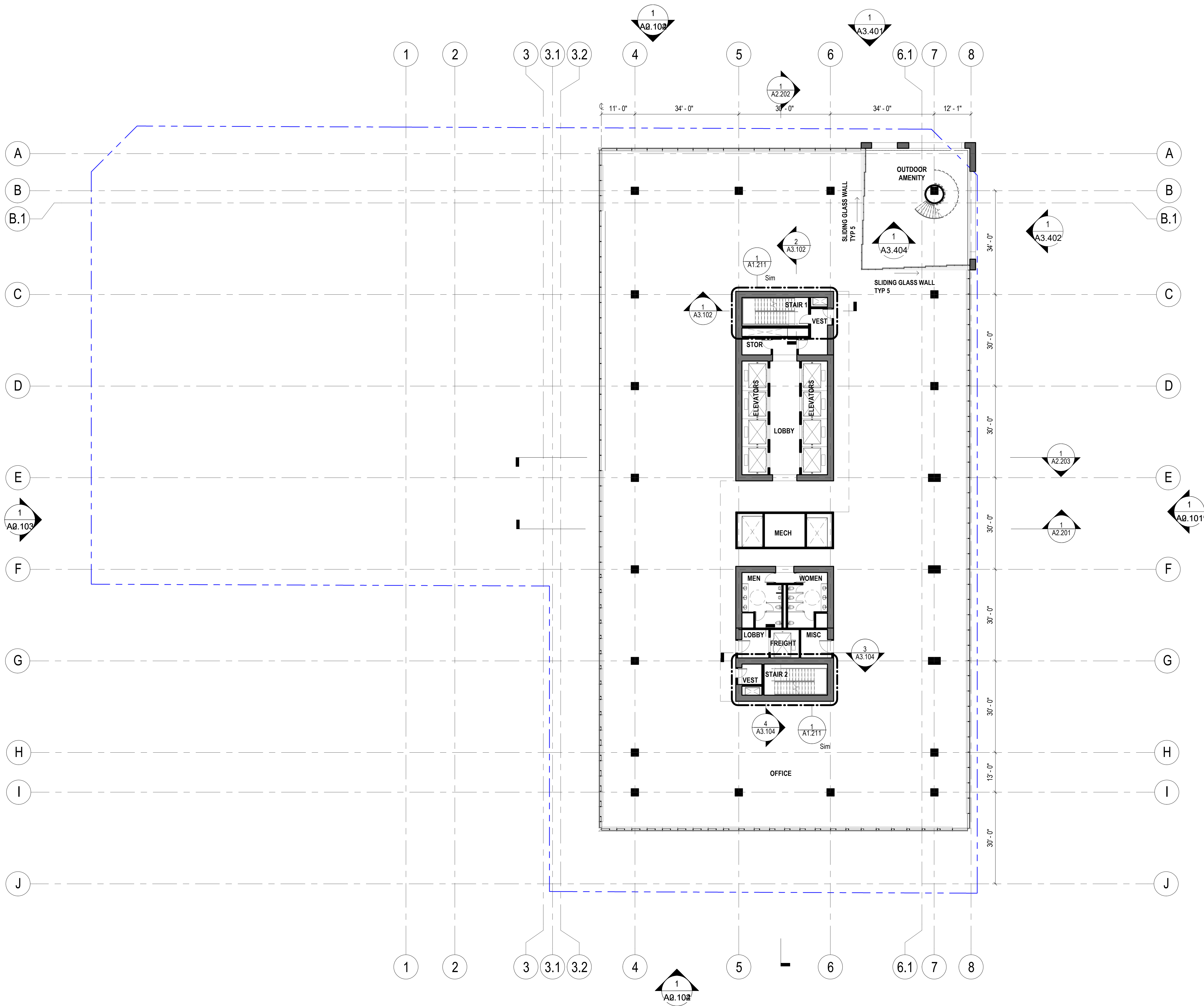
KEY PLAN



A1.215

© 2017 Gensler

10/22/2021 5:23:11 PM BM 360/005.1291.000 - 4th & Hewitt - Art District LA401_Architecture_F20.rvt

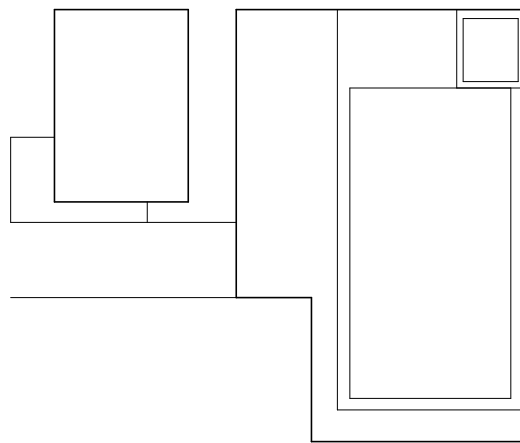


LEVEL 16
1/16" = 1'-0" SCALE:

SHEET NOTES

GENERAL NOTES

KEY PLAN



LEGENDARY
INVESTORS GROUP, LLC

401 S. Hewitt, Los Angeles, CA 90013

Gensler

500 South Figueroa Street
Los Angeles, California 90071
United States

Tel 213.327.3600
Fax 213.327.3601

WALTER P. MOORE

707 Wilshire Blvd., Suite 2100
Los Angeles, CA 90017
Tel 213.292.6500
Fax 213.292.6600



277 S. Lake Street
Burbank, CA 91502
Tel 818.508.6300
Fax 818.508.7050



555 Flower St., Suite 4300
Los Angeles, CA 90071
Tel 213.223.1400



423 Gin Ling Way
Los Angeles, CA 90012
Tel 213.234.0057

Date	Description
6 05/31/2019	ENTITLEMENT SET
7 10/02/2019	ENTITLEMENT SET
8 10/22/2021	ENTITLEMENT SET RESUBMITTAL

Seal / Signature

NOT FOR
CONSTRUCTION

Project Name

401 S Hewitt

Project Number

05.1291.000

Description

PLAN - OVERALL - LEVEL 16

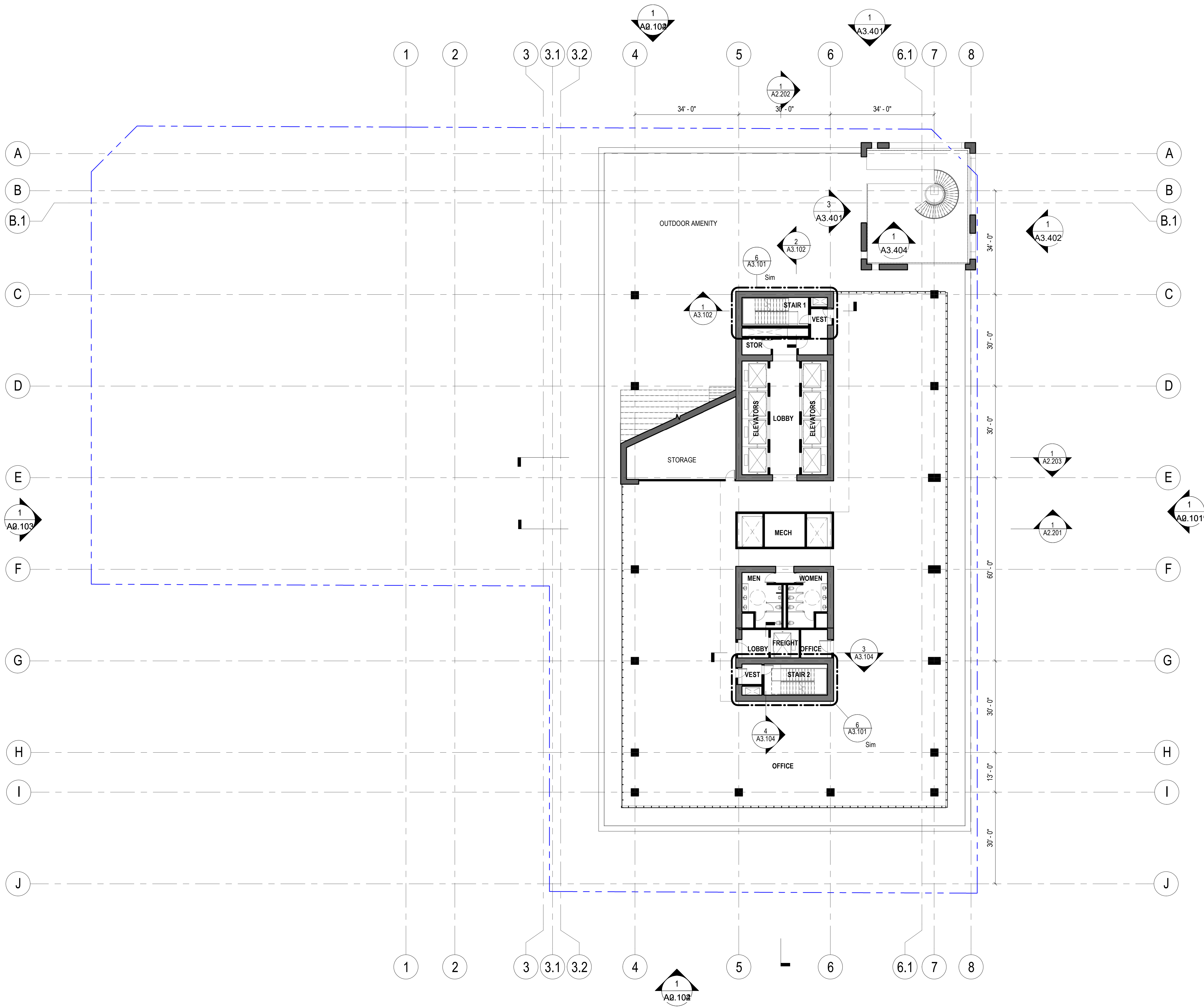
Scale

1/16" = 1'-0"

A1.216

© 2017 Gensler

10/22/2021 5:23:25 PM BM 360/005.1291.000 - 4th & Hewitt - Art District LA401_Architecture_F20.rvt



LEVEL 17
1/16" = 1'-0" SCALE:

SHEET NOTES



401 S. Hewitt, Los Angeles, CA 90013

Gensler

500 South Figueroa Street
Los Angeles, California 90071
United States

Tel 213.327.3600
Fax 213.327.3601

WALTER P MOORE

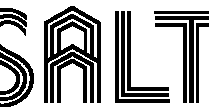
707 Wilshire Blvd., Suite 2100
Los Angeles, CA 90017
Tel 213.292.6500
Fax 213.292.6600



277 S. Lake Street
Burbank, CA 91502
Tel 818.508.6300
Fax 818.508.7050



555 Flower St., Suite 4300
Los Angeles, CA 90071
Tel 213.223.1400



423 Gin Ling Way
Los Angeles, CA 90012
Tel 213.234.0057

△	Date	Description
6	05/31/2019	ENTITLEMENT SET
7	10/02/2019	ENTITLEMENT SET
8	10/22/2021	ENTITLEMENT SET RESUBMITTAL

GENERAL NOTES

Seal / Signature

**NOT FOR
CONSTRUCTION**

Project Name

401 S Hewitt

Project Number

05.1291.000

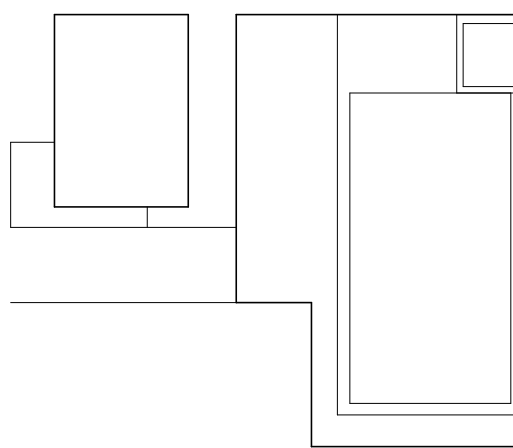
Description

PLAN - OVERALL - LEVEL 17

Scale

1/16" = 1'-0"

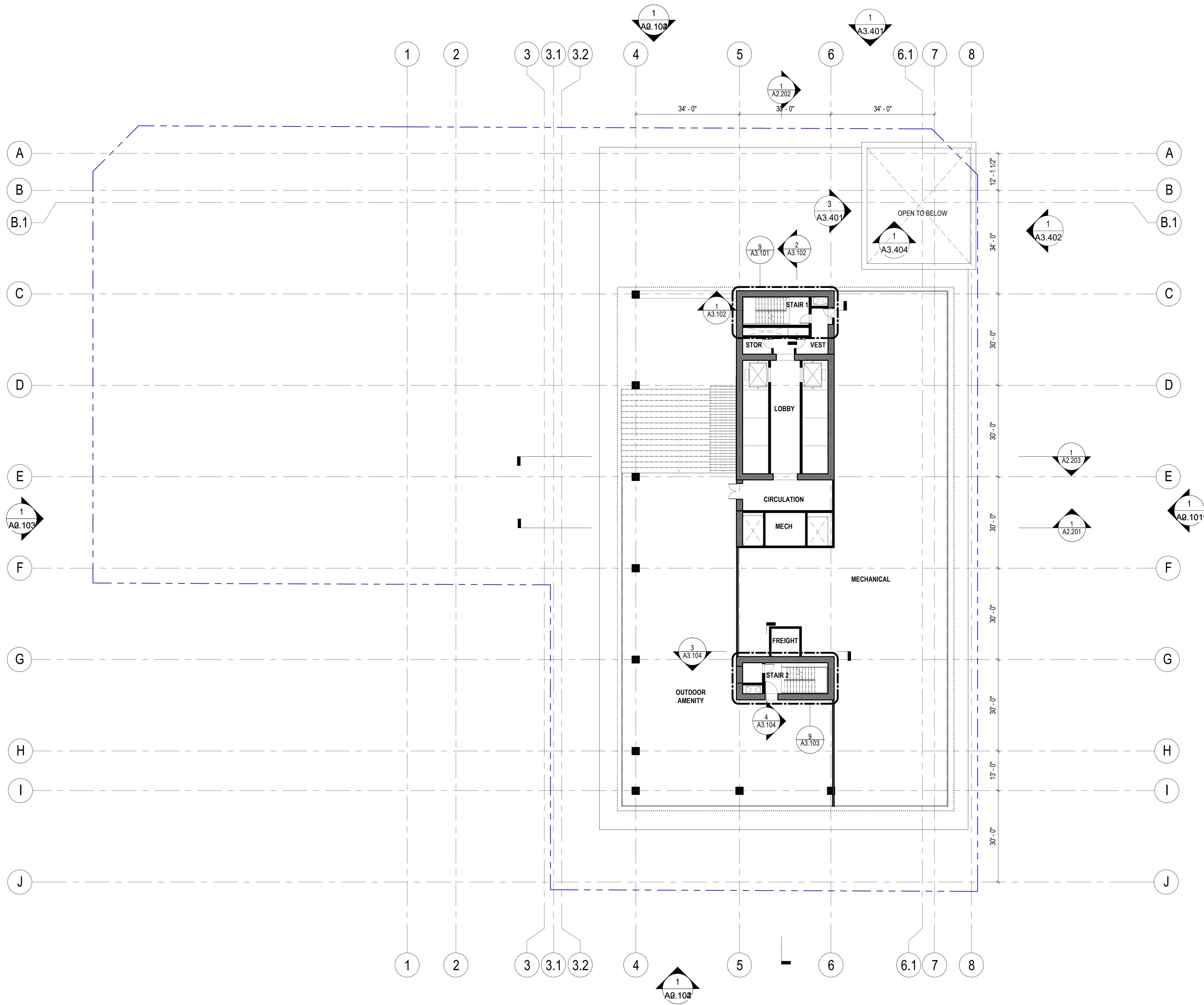
KEY PLAN



A1.217

© 2017 Gensler

10/22/2021 5:23:36 PM BM 360/005.1291.000 - 4th & Hewitt - Art District LA401_Architecture_F20.rvt

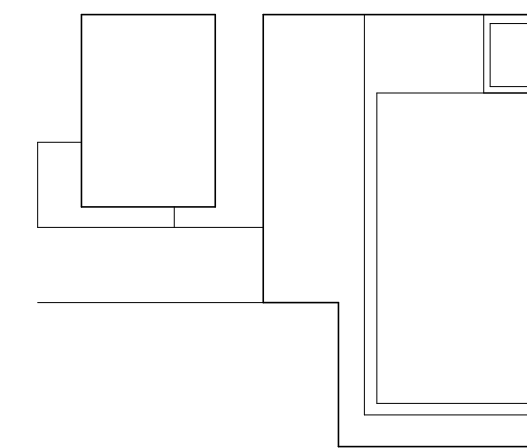


LEVEL 18
1/16" = 1'-0" SCALE:

SHEET NOTES

GENERAL NOTES

KEY PLAN



401 S. Hewitt, Los Angeles, CA 90013

Gensler

500 South Figueroa Street
Los Angeles, California 90071
United States

Tel 213.327.3600
Fax 213.327.3601

WALTER P MOORE

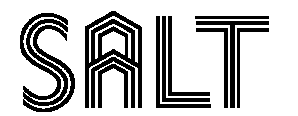
707 Wilshire Blvd., Suite 2100
Los Angeles, CA 90017
Tel 213.292.6500
Fax 213.292.6600



277 S. Lake Street
Burbank, CA 91502
Tel 818.508.6300
Fax 818.508.7050



555 Flower St., Suite 4300
Los Angeles, CA 90071
Tel 213.223.1400



423 Gin Ling Way
Los Angeles, CA 90012
Tel 213.234.0057

△	Date	Description
1	02/06/2017	ENTITLEMENT SET
2	07/14/2017	ENTITLEMENT SET
3	10/25/2017	ENTITLEMENT SET
6	05/31/2019	ENTITLEMENT SET
7	10/02/2019	ENTITLEMENT SET
8	10/22/2021	ENTITLEMENT SET RESUBMITTAL

Seal / Signature

**NOT FOR
CONSTRUCTION**

Project Name
401 S Hewitt

Project Number
05.1291.000

Description
PLAN - OVERALL - LEVEL 18

Scale
1/16" = 1'-0"

A1.218

© 2017 Gensler



401 S. Hewitt, Los Angeles, CA 90013

Gensler

500 South Figueroa Street
Los Angeles, California 90071
United States

Tel 213.327.3600
Fax 213.327.3601

WALTER P MOORE

707 Wilshire Blvd., Suite 210
Los Angeles, CA 90017
Tel 213.292.6500
Fax 213.292.6600



7 S. Lake Street
Burbank, CA 91502
Tel 818.508.6300
Fax 818.508.7050

PSOMAS

555 Flower St., Suite 4300
Los Angeles, CA 90071
Tel 213.223.1400

SALT

23 Gin Ling Way
Los Angeles, CA 90012
Tel 213.234.0057

	Date	Description
6	05/31/2019	ENTITLEMENT SET
7	10/02/2019	ENTITLEMENT SET
8	10/22/2021	ENTITLEMENT SET RESUBMITTAL

GENERAL NOTES

Seal / Signature

**NOT FOR
CONSTRUCTION**

Project Name

401 S Hewitt

Project Number

05.1291.000

Description

PLAN - OVERALL - ROOF

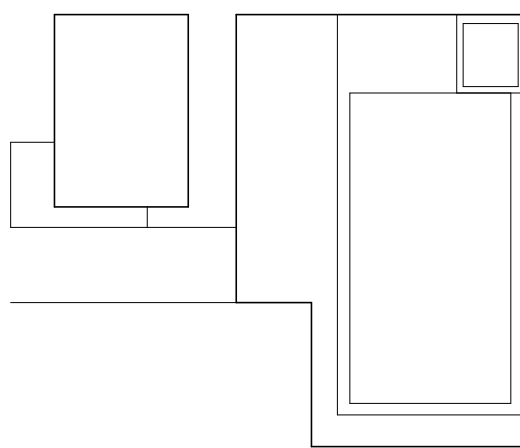
Scale

$$1/16'' = 1'-0''$$

A1.219

2017 Gensle

KEY PLAN




ROOF

1/16" = 1'-0" SCALE

1

10/22/2021 5:24:32 PM BM 360/005.1291.000 - 4th & Hewitt - Art District LA401_Architecture_F20.rvt



SHEET NOTES

SECTION 3202 ENCROACHMENTS

SECTION 3202.3.2
WHERE THE VERTICAL CLEARANCE ABOVE GRADE TO PROJECTING WINDOWS, BALCONIES, ARCHITECTURAL FEATURES OR MECHANICAL EQUIPMENT IS MORE THAN 8 FEET, 1 INCH OF CLEARANCE ABOVE 8 FEET, BUT THE MAXIMUM ENCROACHMENT SHALL BE 4 FEET.

LEGENDARY
INVESTORS GROUP, LLC

401 S. Hewitt, Los Angeles, CA 90013

Gensler

500 South Figueroa Street
Los Angeles, California 90071
United States

Tel 213.327.3600
Fax 213.327.3601

WALTER P MOORE

707 Wilshire Blvd., Suite 2100
Los Angeles, CA 90017
Tel 213.292.6500
Fax 213.292.6600

ARC
engineering

277 S. Lake Street
Burbank, CA 91502
Tel 818.508.6300
Fax 818.508.7050

PSOMAS

555 Flower St., Suite 4300
Los Angeles, CA 90071
Tel 213.223.1400

SALT

423 Gin Ling Way
Los Angeles, CA 90012
Tel 213.234.0057

Date Description

- | | | |
|---|------------|-----------------------------|
| 1 | 02/06/2017 | ENTITLEMENT SET |
| 2 | 07/14/2017 | ENTITLEMENT SET |
| 3 | 10/25/2017 | ENTITLEMENT SET |
| 6 | 05/31/2019 | ENTITLEMENT SET |
| 7 | 10/02/2019 | ENTITLEMENT SET |
| 8 | 10/22/2021 | ENTITLEMENT SET RESUBMITTAL |

Seal / Signature

NOT FOR
CONSTRUCTION

Project Name

401 S Hewitt

Project Number

05.1291.000

Description

SECTION - LONGITUDINAL AT
PASSAGE

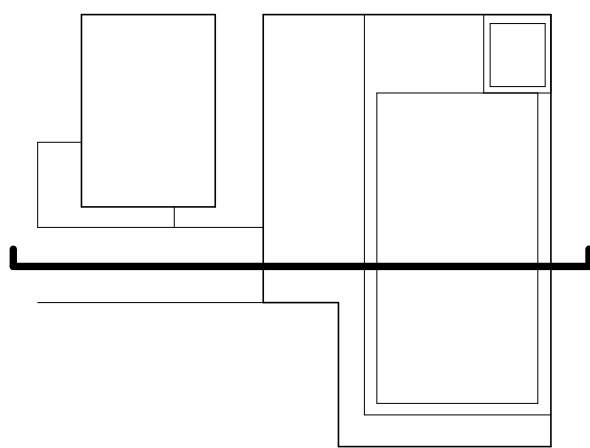
Scale

1/16" = 1'-0"

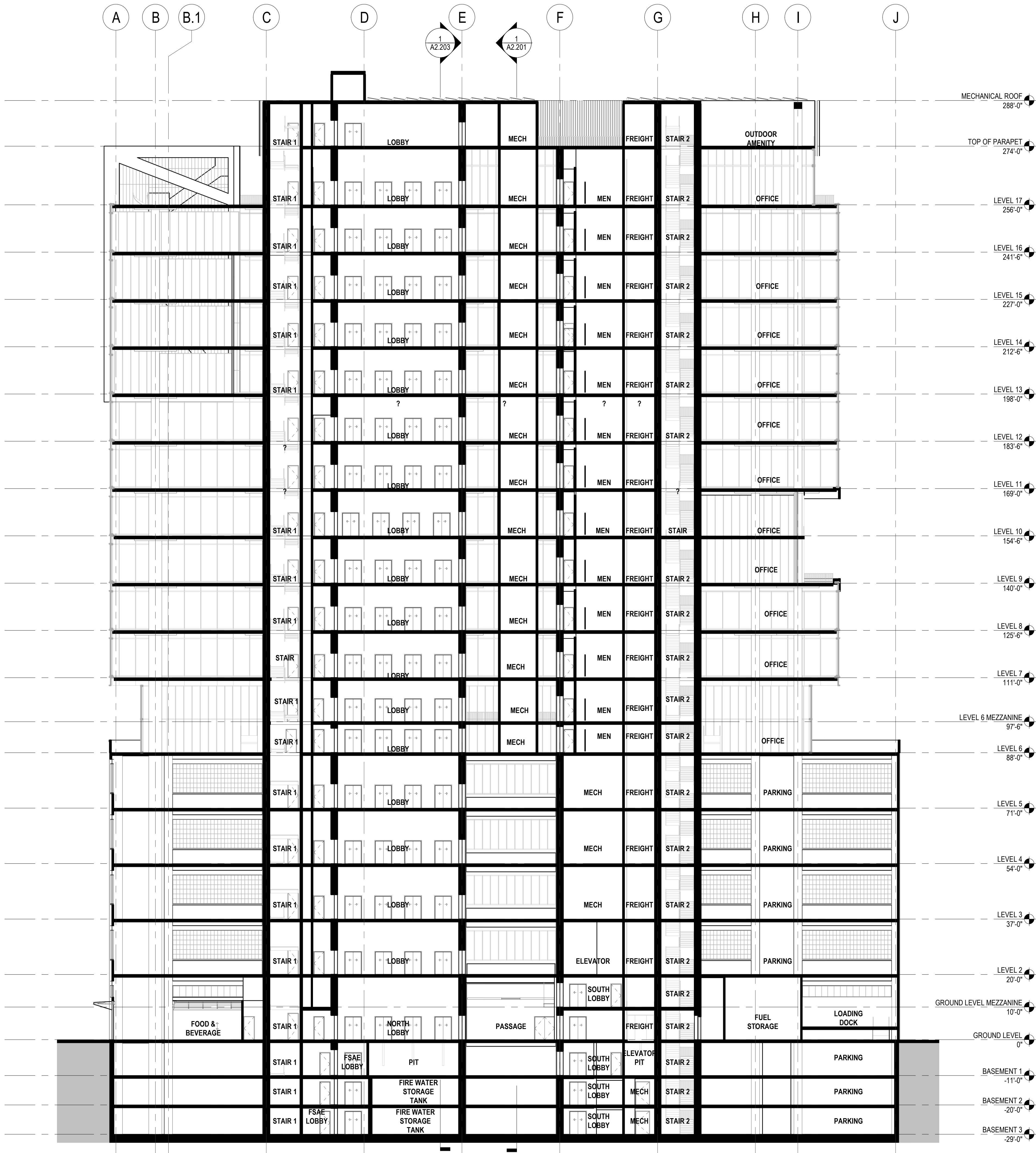
A2.201

© 2017 Gensler

KEY PLAN



10/22/2021 5:25:06 PM BM 360/1005 1291.000 - 4th & Hewitt - Art District LA401_Architecture_F20.rvt



TRANSVERSAL SECTION AT ELEVATOR LOBBY
1/16" = 1'-0" SCALE:

SHEET NOTES

SECTION 3202 ENCROACHMENTS

SECTION 3202.3.2
WHERE THE VERTICAL CLEARANCE ABOVE GRADE TO PROJECTING WINDOWS, BALCONIES, ARCHITECTURAL FEATURES OR MECHANICAL EQUIPMENT IS MORE THAN 8 FEET, 1 INCH OF CLEARANCE ABOVE 8 FEET, BUT THE MAXIMUM ENCROACHMENT SHALL BE 4 FEET.

LEGENDARY
INVESTORS GROUP, LLC

401 S. Hewitt, Los Angeles, CA 90013

Gensler

500 South Figueroa Street
Los Angeles, California 90071
United States

Tel 213.327.3600
Fax 213.327.3601

WALTER P MOORE

707 Wilshire Blvd., Suite 2100
Los Angeles, CA 90017
Tel 213.292.6500
Fax 213.292.6600

ARC
engineering

277 S. Lake Street
Burbank, CA 91502
Tel 818.508.6300
Fax 818.508.7050

PSOMAS

555 Flower St., Suite 4300
Los Angeles, CA 90071
Tel 213.223.1400

SALT

423 Gin Ling Way
Los Angeles, CA 90012
Tel 213.234.0057

Date Description

- | | | |
|---|------------|-----------------------------|
| 1 | 02/06/2017 | ENTITLEMENT SET |
| 2 | 07/14/2017 | ENTITLEMENT SET |
| 3 | 10/25/2017 | ENTITLEMENT SET |
| 6 | 05/31/2019 | ENTITLEMENT SET |
| 7 | 10/02/2019 | ENTITLEMENT SET |
| 8 | 10/22/2021 | ENTITLEMENT SET RESUBMITTAL |

Seal / Signature

NOT FOR
CONSTRUCTION

Project Name

401 S Hewitt

Project Number

05.1291.000

Description

SECTION - TRANSVERSAL AT
ELEVATOR LOBBY

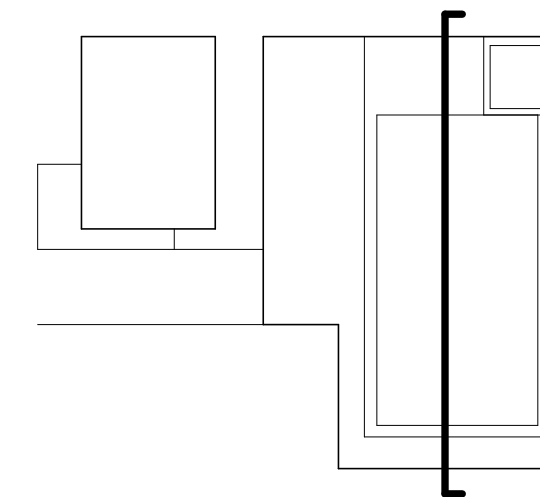
Scale

1/16" = 1'-0"

A2.202

© 2017 Gensler

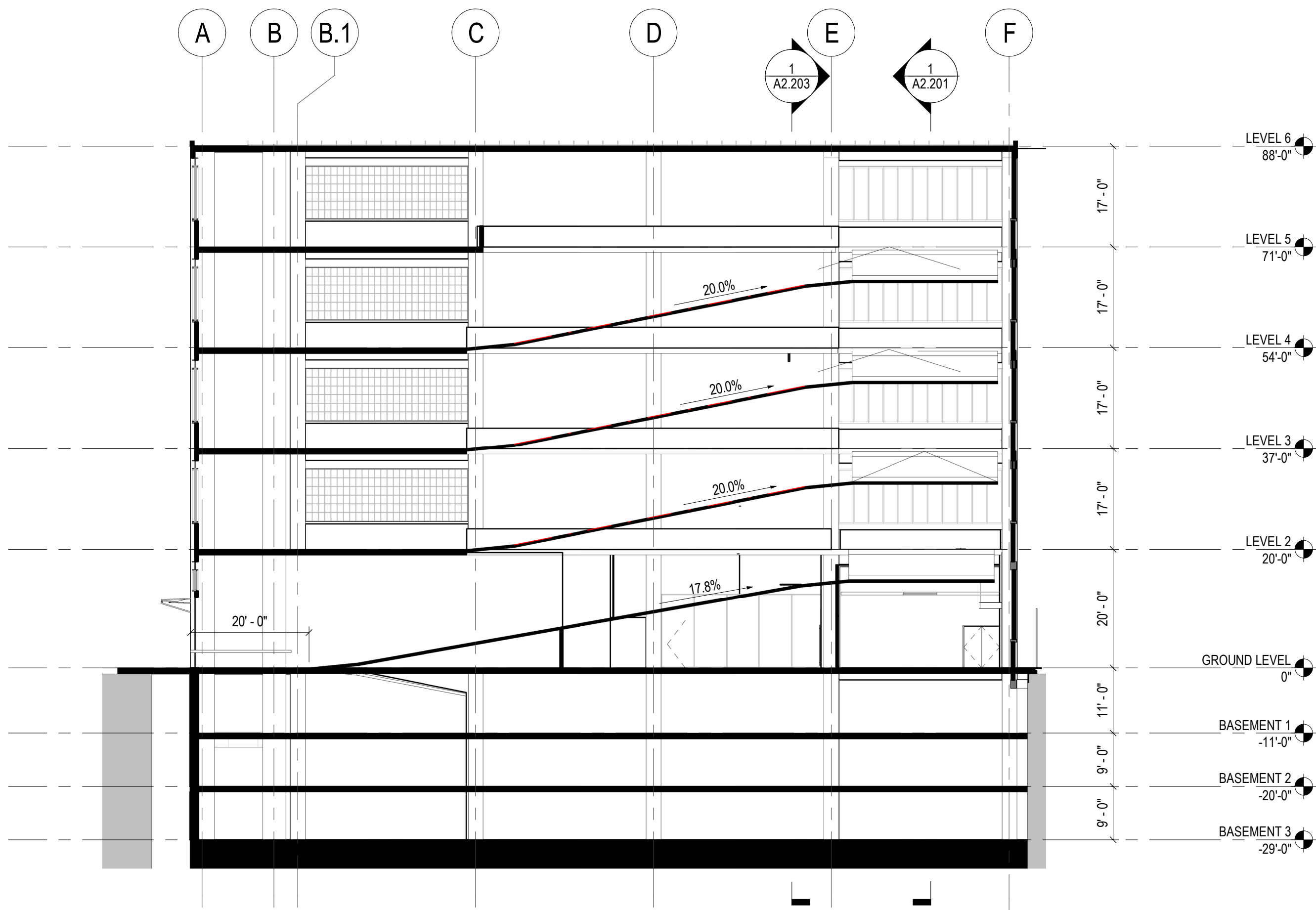
KEY PLAN





© 2017 Gensler

10/22/2021 5:25:57 PM BM 360/005.1291.000 - 4th & Hewitt - Art District LA401_Architecture_F20.rvt

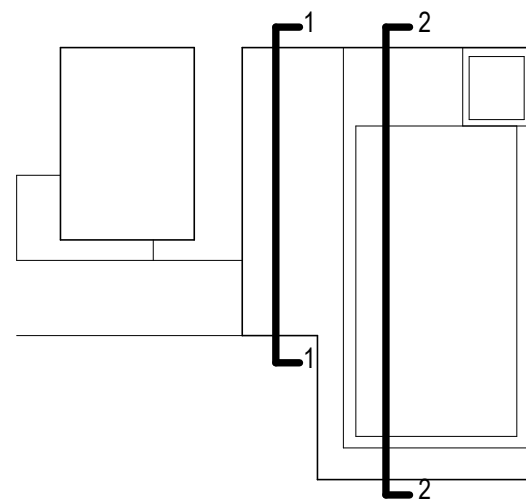


TRANSVERSAL SECTION AT RAMP 01
1/16" = 1'-0" SCALE:

SHEET NOTES

GENERAL NOTES

KEY PLAN



401 S. Hewitt, Los Angeles, CA 90013

Gensler

500 South Figueroa Street
Los Angeles, California 90071
United States

Tel 213.327.3600
Fax 213.327.3601

WALTER P MOORE

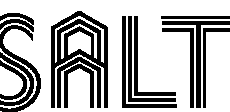
707 Wilshire Blvd., Suite 2100
Los Angeles, CA 90017
Tel 213.292.6500
Fax 213.292.6600



277 S. Lake Street
Burbank, CA 91502
Tel 818.508.6300
Fax 818.508.7050



555 Flower St., Suite 4300
Los Angeles, CA 90071
Tel 213.223.1400



423 Gin Ling Way
Los Angeles, CA 90012
Tel 213.234.0057

△	Date	Description
6	05/31/2019	ENTITLEMENT SET
8	10/22/2021	ENTITLEMENT SET RESUBMITTAL

Seal / Signature

NOT FOR
CONSTRUCTION

Project Name

401 S Hewitt

Project Number

05.1291.000

Description

SECTION - TRANSVERSAL AT RAMP

Scale

1/16" = 1'-0"

A2.204

© 2017 Gensler

GENERAL LANDSCAPE NOTES

ALL EXISTING GRADING, CURB LAYOUT, EASEMENTS AND UTILITIES ARE BASED ON SURVEY INFORMATION PROVIDED BY ARCHITECT, AND ARE SHOWN FOR INFORMATION ONLY.

REFER TO CIVIL DRAWINGS FOR PROPOSED UTILITIES. NOTIFY ARCHITECT OF ANY DISCREPANCIES. CONTRACTOR TO VERIFY LOCATION OF ALL UTILITIES ABOVE AND BELOW GRADE PRIOR TO CONSTRUCTION.

ALL ARCHITECTURAL ELEMENTS ARE SHOWN ON LANDSCAPE PLANS FOR REFERENCE ONLY. REFER TO ARCHITECTURAL DRAWINGS PREPARED BY GENSLER FOR ACTUAL ARCHITECTURAL INFORMATION. NOTIFY ARCHITECT OF ANY DISCREPANCIES PRIOR TO CONSTRUCTION.

WRITTEN DIMENSIONS TAKE PRECEDENCE OVER SCALED DIMENSIONS.

ALL LAYOUT DIMENSIONS ARE FROM PLAN VIEW CALCULATIONS. FIELD DIMENSIONS MAY VARY FROM PLAN DUE TO ACTUAL LENGTHS ALONG SLOPED SURFACES.

ALL LAYOUT DIMENSIONS ARE BACK OF CURB, FACE OF WALL AND/OR FACE OF BUILDING UNLESS OTHERWISE NOTED.

DIMENSIONS MARKED "VERIFY" ARE TO BE FIELD MEASURED. ANY DISCREPANCIES FROM THE NOTED DIMENSIONS ARE TO BE BROUGHT TO THE ATTENTION OF THE ARCHITECT PRIOR TO CONTINUING WORK.

COORDINATE PROPOSED WALKS AND RAMPS WITH EXISTING CONDITIONS. LAYOUT OF ARCS TO BE SMOOTH AND CONTINUOUS. STAKE PROPOSED WALKS AND REVIEW IN FIELD WITH ARCHITECT PRIOR TO FORMING.

ALL DETACHED WALKS SHALL BE CONSTRUCTED PARALLEL TO EXISTING CURB AND GUTTER UNLESS OTHERWISE NOTED.

LIMIT OF WORK LINE FOR CONSTRUCTION IS SHOWN DIAGRAMMATICALLY AND OCCURS AT BACK OF CURB, EDGE OF ROAD, FACE OF BUILDING OR PROPERTY LINE UNLESS OTHERWISE NOTED.

DRAWING AND PLAN NOTES REPRESENT FINISHED, BUILT CONDITIONS. ALL BRACING, TEMPORARY SUPPORTS AND SHORING NECESSARY FOR CONSTRUCTION ARE THE SOLE RESPONSIBILITY OF THE CONTRACTOR.

ALL SYMBOLS ARE SHOWN DIAGRAMMATICALLY ILLUSTRATING APPROXIMATE LOCATION OF EXISTING AND PROPOSED MATERIALS. ANY DISCREPANCIES OR CONFLICTS BETWEEN EXISTING AND PROPOSED CONDITIONS SHALL BE REPORTED TO THE ARCHITECT PRIOR TO CONSTRUCTION.

REFER TO SPECIFICATIONS FOR ADDITIONAL INFORMATION PERTAINING TO THE PROJECT MATERIALS, PROCEDURE AND INSTALLATION.

GENERAL GRADING NOTES

MAXIMUM SLOPES IN LANDSCAPE AREAS SHALL NOT EXCEED 3:1 AND MINIMUM SLOPES IN LANDSCAPE AREAS SHALL BE 2% UNLESS OTHERWISE NOTED ON THE DRAWINGS.

MAXIMUM CROSS SLOPE ON ALL CONCRETE WALKS SHALL NOT EXCEED 2%; MAXIMUM SLOPE ALONG LENGTH OF WALKS SHALL NOT EXCEED 4.99%, UNLESS OTHERWISE NOTED.

PROVIDE SMOOTH, CONTINUOUS TRANSITIONS BETWEEN SLOPES UNLESS OTHERWISE NOTED OR INDICATED ON THE DRAWINGS.

FINAL GRADING TO BE FIELD REVIEWED AND APPROVED BY LANDSCAPE ARCHITECT PRIOR TO SEEDING, SODDING, OR PLANTING.

CONTRACTOR TO GRADE AND REPAIR ALL DISTURBED AREAS IN ORDER TO CREATE A SMOOTH TRANSITION FROM NEW GRADE TO EXISTING GRADE, INCLUDING HARDSCAPE AND SOFTSCAPE AREAS. NOTIFY ARCHITECT OF ANY CONFLICTS.



LANDSCAPE ABBREVIATIONS

AD	AREA DRAIN
APPROX	APPROXIMATE
ARCH	ARCHITECT
AVG	AVERAGE
B&B	BALLED & BURLAPPED
BF	BOTTOM OF FOOTING
BLDG	BUILDING
BM	BENCHMARK
BOC	BACK OF CURB
BOS	BOTTOM OF SLOPE/RAMP BEARING
BS	BOTTOM OF STEP/STAIR
BW	BOTTOM OF WALL
CAL	CALIPER
CB	CATCH BASIN
CF	CUBIC FEET
CIP	CAST-IN-PLACE
CJ	CONTROL JOINT
CL	CENTERLINE
CLR	CLEAR(ANCE)
CO	CLEAN OUT
COL	COLUMN
CONC	CONCRETE
CONT	CONTINUOUS
CU	CUBIC
DEG	DEGREE
DEMO	DEMOLISH, DEMOLITION DRAIN INLET
DIA	DIAMETER
DIM	DIMENSION
DN	DOWN
DP	DRAIN PANEL
DTL	DETAIL
DWG	DRAWING
EA	EACH
EJ	EXPANSION JOINT
ELV	ELEVATION
EQ	EQUAL

EW	EACH WAY
EXIST	EXISTING
EXP	EXPOSED
EXT	EXTERIOR
FC	FACE OF CURB
FG	FINISH GRADE
FL	FLOW LINE
FOS	FACE OF STEP
FOW	FACE OF WALL
FP	FIRE PROTECTION
FS	FINISHED SURFACE
FT	FOOT (FEET)
FTG	FOOTING
GA	GAUGE
GALV	GALVANIZED
GB	GRADE BREAK
GC	GENERAL CONTRACTOR
GPM	GALLON PER MINUTE
HORIZ	HORIZONTAL
HP	HIGH POINT
HT	HEIGHT
ID	INSIDE DIAMETER
IN	INCHES
INV	INVERT ELEVATION
JT	JOINT
LP	LOW POINT
LS	LANDSCAPE STRUCTURAL
MAX	MAXIMUM
MH	MANHOLE
MIN	MINIMUM
MISC	MISCELLANEOUS
MTD	MOUNTED
MTL	METAL
NA	NOT APPLICABLE
NIC	NOT IN CONTRACT
NOM	NOMINAL

NTS	NOT TO SCALE
OC	ON CENTER(S)
OD	OUTSIDE DIAMETER
OPP	OPPOSITE
PA	PLANTING AREA
PC	PLUMBING CONTRACTOR
PED	PEDESTRIAN
PERF	PERFORATE(D)
PI	POINT OF INTERSECTION
PL	PROPERTY LINE
POB	POINT OF BEGINNING
POC	POINT OF CONNECTION
PRV	PRESSURE REDUCING VALVE
PSF	POUNDS PER SQUARE FOOT
PSI	POUNDS PER SQUARE INCH
PT	POINT OF TANGENCY
PVC	POLYVINYL CHLORIDE
PVMT	PAVEMENT
PVR	PAVER(S)
QTY	QUANTITY
R	RADIUS
RD	ROOF DRAIN
RE	REFERENCE
REINF	REINFORCE(D), (ING)
REQ'D	REQUIRED
REV	REVISION(S), REVISED
RIM	RIM ELEVATION
ROW	RIGHT-OF-WAY
SAN	SANITARY
SCH	SCHEDULE
SD	STORM DRAIN
SEC	SECTION
SF	SQUARE FOOT
SHT	SHEET
SIM	SIMILAR
SM	STORMWATER MANAGEMENT

SPECS	SPECIFICATIONS
SQ	SQUARE
SS	STAINLESS STEEL
STA	STATION
STD	STANDARD
STL	STEEL
STR	STRUCTURAL
TC	TOP OF CURB
TF	TOP OF FOOTING
THK	THICK
TLF	TOP OF LIGHT FOOTING
TOPO	TOPOGRAPHY
TOS	TOP OF SLOPE
TS	TOP OF STEP
TR	TOP OF RAMP
TRANS	TRANSFORMER
TW	TOP OF WALL
TYP	TYPICAL
VAR	VARIES
VERT	VERTICAL
VOL	VOLUME
W/	WITH
W/O	WITHOUT
WP	WATERPROOFING
WT	WEIGHT
WWF	WELDED WIRE FABRIC
YD	YARD

LANDSCAPE SYMBOL KEY

DETAIL MARKER	
EXTERIOR ELEVATION MARKER	
SECTION MARKER	
REVISION NUMBER	
DRAWING TITLE	
LAYOUT POINT	
LAYOUT POINT	
TREE GRATE	

SPOT ELEVATION	
DATUM ELEVATION	
TOP OF MULCH ELEVATION	
GRADE SLOPE DOWN	
MATCH EXISTING SURFACE WITH PROPOSED	
ALIGN	
DIAMETER	
NORTH ARROW	

ADA BOLLARD		IRRIGATION VALVE BOX	
ASH RECEPTACLE		SITE ELECTRIC BOX	
BIKE RACK		PEDESTRIAN LIGHT POLES	
BIKE REPAIR STATION		PEDESTRIAN LIGHT POLES	
CAMPUS BLUE PHONE			
DOOR			
PLANTER DRAIN			
EXISTING & PROPOSED SITE UTILITY COVERS			

Date	Description
8 10/22/2021	ENTITLEMENT SET RESUBMITTAL

Seal / Signature

NOT FOR
CONSTRUCTION

Project Name

401 S Hewitt

Project Number

05.1291.000

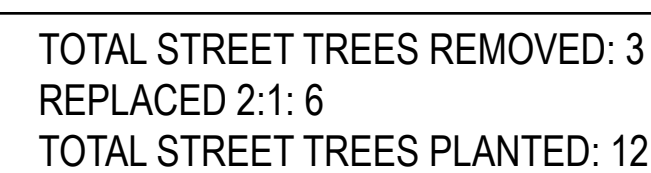
Description

LANDSCAPE NOTES, SYMBOLS
AND ABBREVIATIONS

Scale

NOT TO SCALE

L0.01





- LIGHTING LEGEND
- LED LIGHTSTRIP
 - ⊕ PLANTING UPLIGHT
 - ⊞ WALL MOUNTED LIGHTING

Gensler

500 South Figueroa Street
Los Angeles, California 90071
United States

Tel 213.327.3600
Fax 213.327.3601

WALTER P MOORE



707 Wilshire Blvd., Suite 2100
Los Angeles, CA 90017
Tel 213.292.6500
Fax 213.292.6600

277 S. Lake Street
Burbank, CA 91502
Tel 818.508.6300
Fax 818.508.7050



555 Flower St., Suite 4300
Los Angeles, CA 90071
Tel 213.223.1400



423 Gin Lin Way
Los Angeles, CA 90012
Tel 213.234.0057

Date	Description
8 10/22/2021	ENTITLEMENT SET RESUBMITTAL

Seal / Signature

**NOT FOR
CONSTRUCTION**

Project Name

401 S Hewitt

Project Number

05.1291.000

Description

LANDSCAPE LIGHTING PLAN

Scale

1/16" = 1'-0"

L1.03

Gensler

500 South Figueroa Street
Los Angeles, California 90071
United States

Tel 213.327.3600
Fax 213.327.3601

WALTER P MOORE



707 Wilshire Blvd., Suite 2100
Los Angeles, CA 90017
Tel 213.292.6500
Fax 213.292.6600

277 S. Lake Street
Burbank, CA 91502
Tel 818.508.6300
Fax 818.508.7050



555 Flower St., Suite 4300
Los Angeles, CA 90071
Tel 213.223.1400



423 Gin Lin Way
Los Angeles, CA 90012
Tel 213.234.0057

Date	Description
8 10/22/2021	ENTITLEMENT SET RESUBMITTAL

Seal / Signature

**NOT FOR
CONSTRUCTION**

Project Name

401 S Hewitt

Project Number

05.1291.000

Description

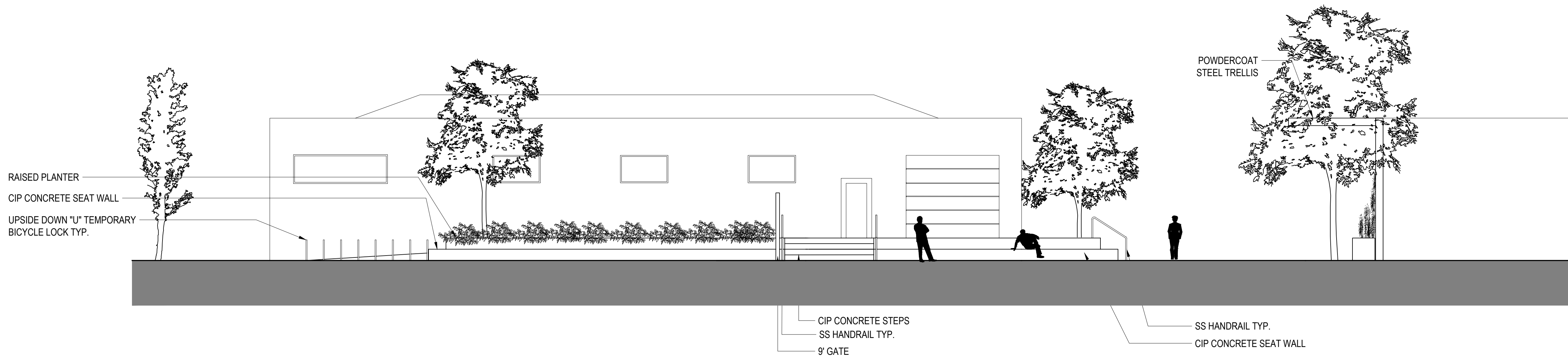
SITE SECTIONS

Scale


1/8" = 1'-0"

L2.01

DATE: 10/22/2021



1 SITE ELEVATION WEST
L2.01



2 SITE ELEVATION EAST
L2.01

Gensler

500 South Figueroa Street
Los Angeles, California 90071
United States

Tel 213.327.3600
Fax 213.327.3601

WALTER P MOORE

707 Wilshire Blvd., Suite 2100
Los Angeles, CA 90017
Tel 213.292.6500
Fax 213.292.6600



277 S. Lake Street
Burbank, CA 91502
Tel 818.508.6300
Fax 818.508.7050



555 Flower St., Suite 4300
Los Angeles, CA 90071
Tel 213.223.1400



423 Gin Lin Way
Los Angeles, CA 90012
Tel 213.234.0057

△ Date	Description
8 10/22/2021	ENTITLEMENT SET RESUBMITTAL

Seal / Signature

**NOT FOR
CONSTRUCTION**

Project Name

401 S Hewitt

Project Number

05.1291.000

Description

SITE ELEVATIONS

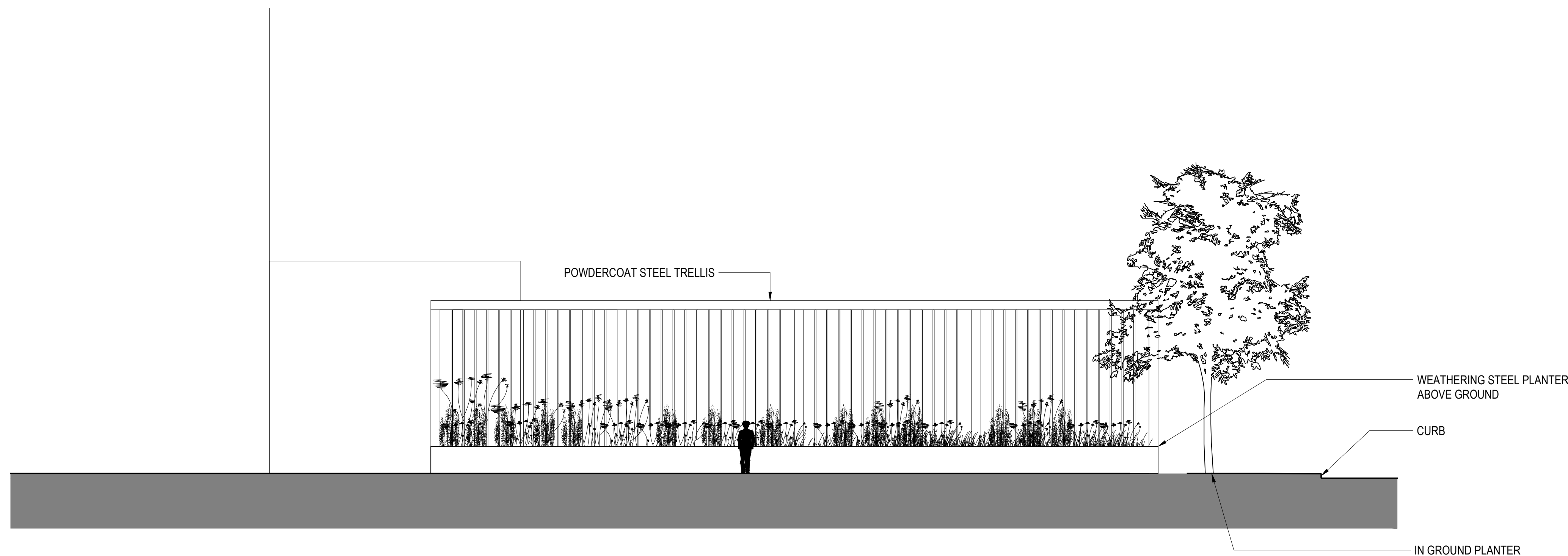
Scale

1/8" = 1'-0"

L2.02



1
L2.02
SITE ELEVATION NORTH



2
L2.02
SITE ELEVATION SOUTH

Gensler

500 South Figueroa Street
Los Angeles, California 90071
United States

Tel 213.327.3600
Fax 213.327.3601

WALTER P MOORE

707 Wilshire Blvd., Suite 2100
Los Angeles, CA 90017
Tel 213.292.6500
Fax 213.292.6600



277 S. Lake Street
Burbank, CA 91502
Tel 818.508.6300
Fax 818.508.7050



555 Flower St., Suite 4300
Los Angeles, CA 90071
Tel 213.223.1400



423 Gin Lin Way
Los Angeles, CA 90012
Tel 213.234.0057

△ Date	Description
8 10/22/2021	ENTITLEMENT SET RESUBMITTAL

Seal / Signature

**NOT FOR
CONSTRUCTION**

Project Name

401 S Hewitt

Project Number

05.1291.000

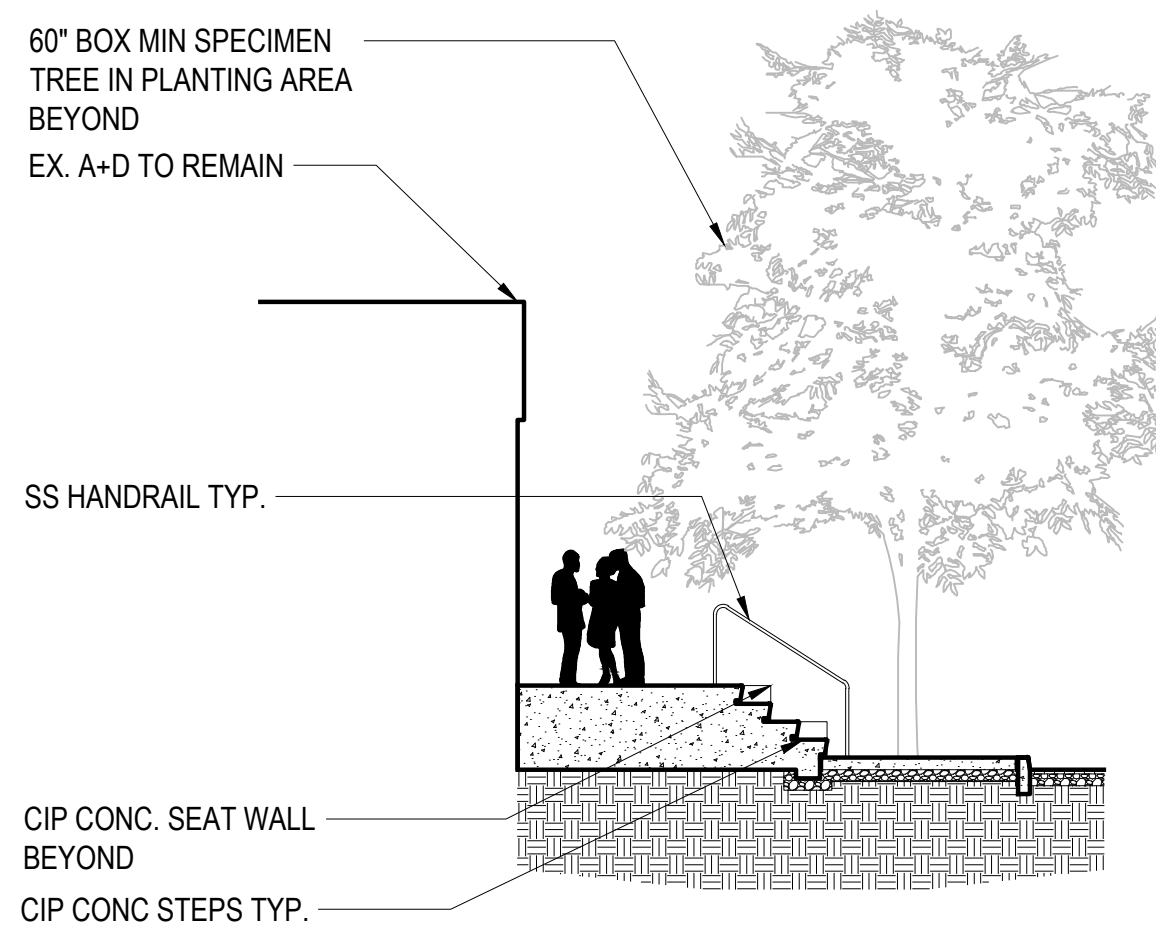
Description

SITE SECTIONS

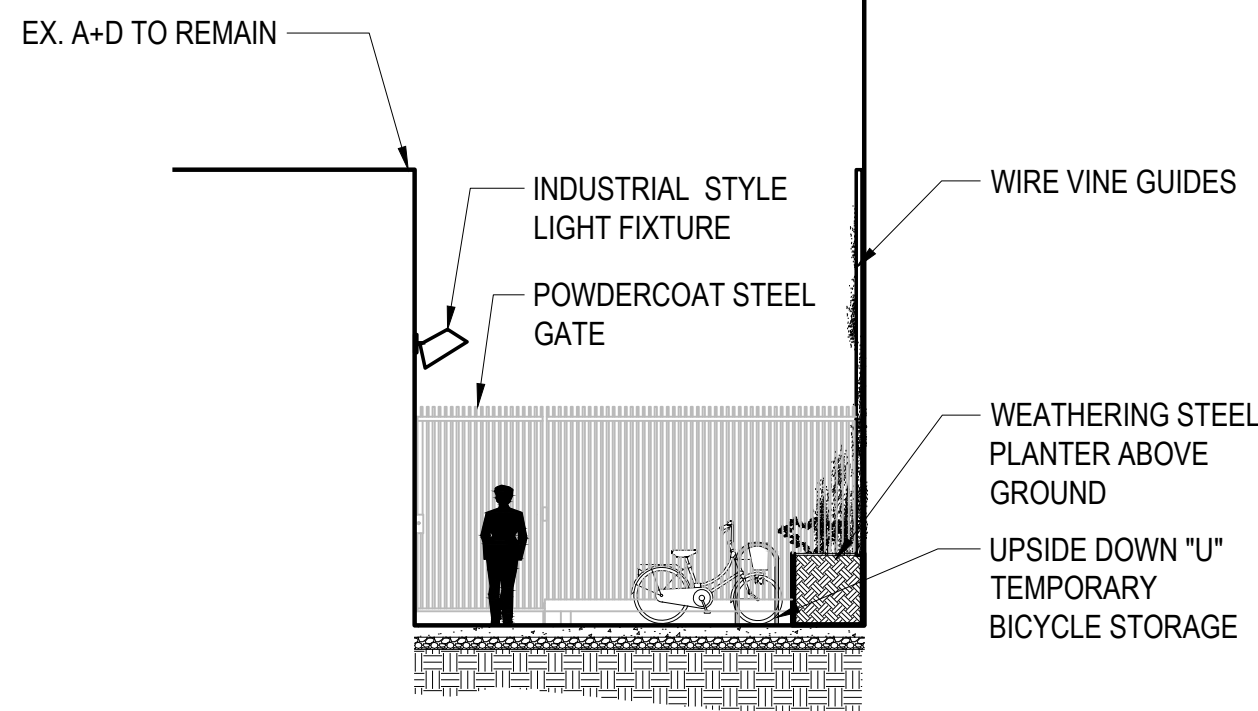
Scale

1/8" = 1'-0"

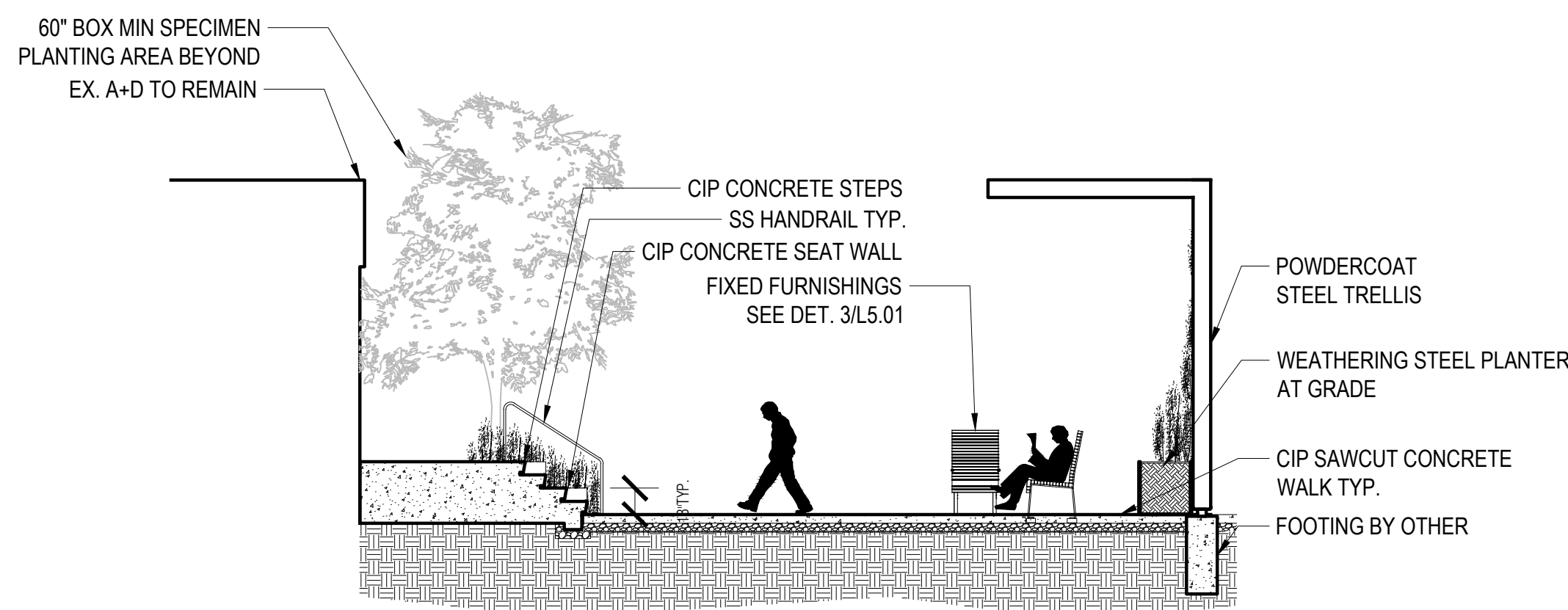
L3.01



2
L3.01
SITE SECTION



1
L3.01
SITE SECTION



3
L3.01
SITE SECTION

Gensler

500 South Figueroa Street
Los Angeles, California 90071
United States

Tel 213.327.3600
Fax 213.327.3601

WALTER P MOORE



707 Wilshire Blvd., Suite 2100
Los Angeles, CA 90017
Tel 213.292.6500
Fax 213.292.6600

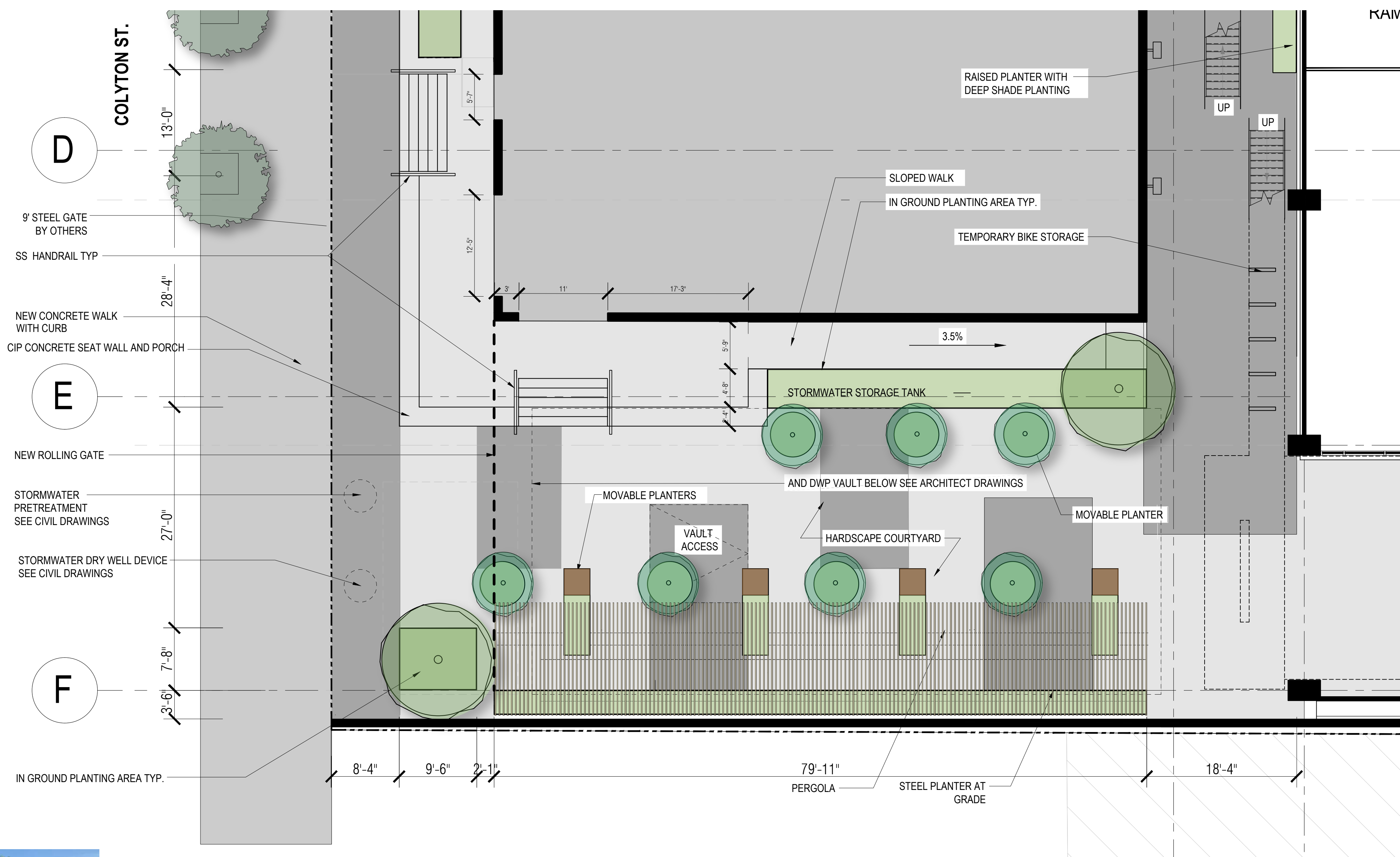
277 S. Lake Street
Burbank, CA 91502
Tel 818.508.6300
Fax 818.508.7050



555 Flower St., Suite 4300
Los Angeles, CA 90071
Tel 213.223.1400



423 Gin Lin Way
Los Angeles, CA 90012
Tel 213.234.0057



GROUND LEVEL PLANTING



Western Redbud
Cercis occidentalis



Creeping mountain lilac
Ceanothus 'Joyce Coulter'



Carmel Sur manzanita
Arctostaphylos 'Carmel Sur'



Island alum root
Heuchera maxima



Agave species
Agave spp.



Platinum Beauty Lomandra
Lomandra longifolia 'Platinum beauty'

Seal / Signature

**NOT FOR
CONSTRUCTION**

Project Name

401 S Hewitt

Project Number

05.1291.000

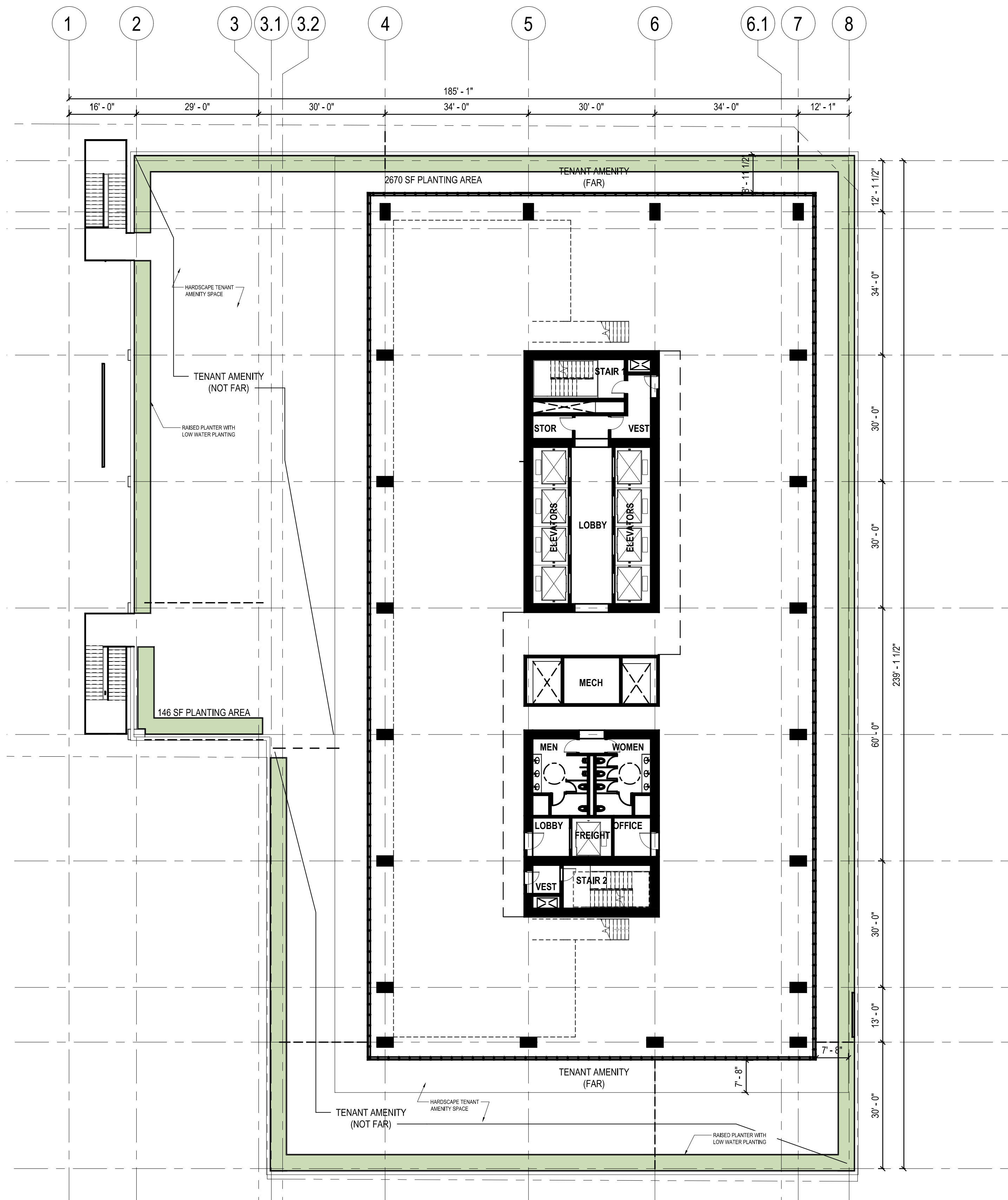
Description

COURTYARD PLAN ENLARGEMENT

Scale

1/8" = 1'-0"

L4.01



1
L4.02

LEVEL 6 EXTERIOR PLANTING

6th FLOOR PLANTNG



Atlas fescue
Festuca mairei



Seaside Buckwheat
Eriogonum latifolium



purpletop vervain
Verbena bonariensis



Black Sage
Salvia mellifera



California fuchsia
Epilobium canum

SUMMARY OF LANDSCAPED AREA	
LEVEL	AREA
GROUND LEVEL 1	
L1 SHRUB & GROUNDCOVER	(932)
L1 TREE	(69)
L1 STREET TREE	(230)
L1 SUBTOTAL	1231
ROOF LEVEL 6 SHRUB & GROUNDCOVER	2860
ROOF LEVEL 17 SHRUB & GROUNDCOVER	2385
PROJECT TOTAL	6476

Gensler

500 South Figueroa Street
Los Angeles, California 90071
United States

Tel 213.327.3600
Fax 213.327.3601

WALTER P MOORE



707 Wilshire Blvd., Suite 2100
Los Angeles, CA 90017
Tel 213.292.6500
Fax 213.292.6600

277 S. Lake Street
Burbank, CA 91502
Tel 818.508.6300
Fax 818.508.7050



555 Flower St., Suite 4300
Los Angeles, CA 90071
Tel 213.223.1400



423 Gin Lin Way
Los Angeles, CA 90012
Tel 213.234.0057

Date	Description
8 10/22/2021	ENTITLEMENT SET RESUBMITTAL

Seal / Signature

NOT FOR
CONSTRUCTION

Project Name

401 S Hewitt

Project Number

05.1291.000

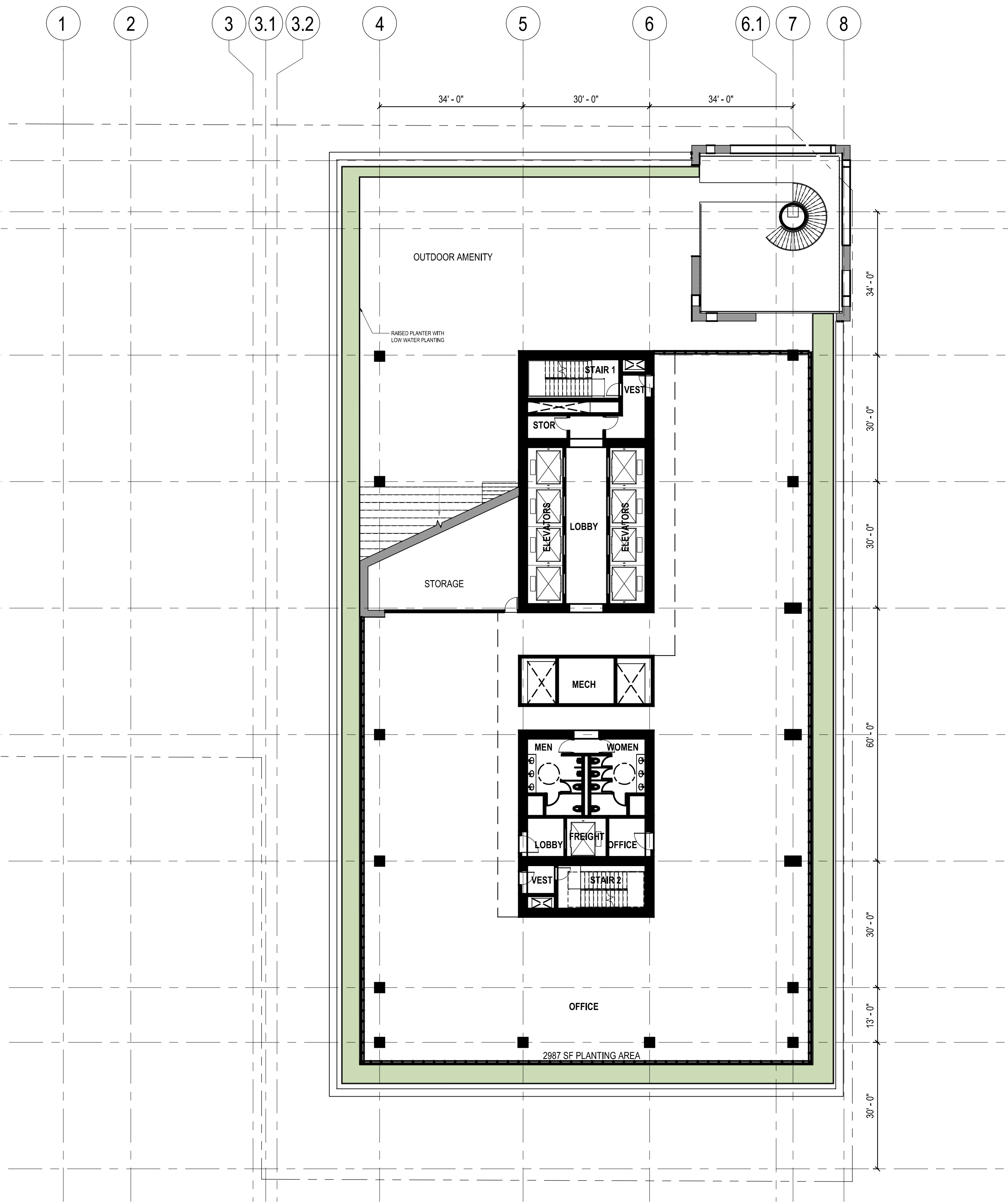
Description

AMENITY LEVEL PLANTING

Scale

1/16" = 1'-0"

L4.02



1
L4.03

LEVEL 17 EXTERIOR PLANTING



Coral Fountain
Russelia equisetiformis



Rosemary
rosemay officinalis



Black Sage
Salvia mellifera



Cousin Itt Acacia
Acacia cognata 'Cousin Itt'



Dwarf Coast Rosemary
Westringia fruticosa Grey Box

SUMMARY OF LANDSCAPED AREA	
LEVEL	AREA
GROUND LEVEL 1	
L1 SHRUB & GROUNDCOVER	(932)
L1 TREE	(69)
L1 STREET TREE	(230)
L1 SUBTOTAL	1231
ROOF LEVEL 6 SHRUB & GROUNDCOVER	2860
ROOF LEVEL 17 SHRUB & GROUNDCOVER	2385
PROJECT TOTAL	6476

Date	Description
8 10/22/2021	ENTITLEMENT SET RESUBMITTAL

Seal / Signature

NOT FOR
CONSTRUCTION

Project Name

401 S Hewitt

Project Number

05.1291.000

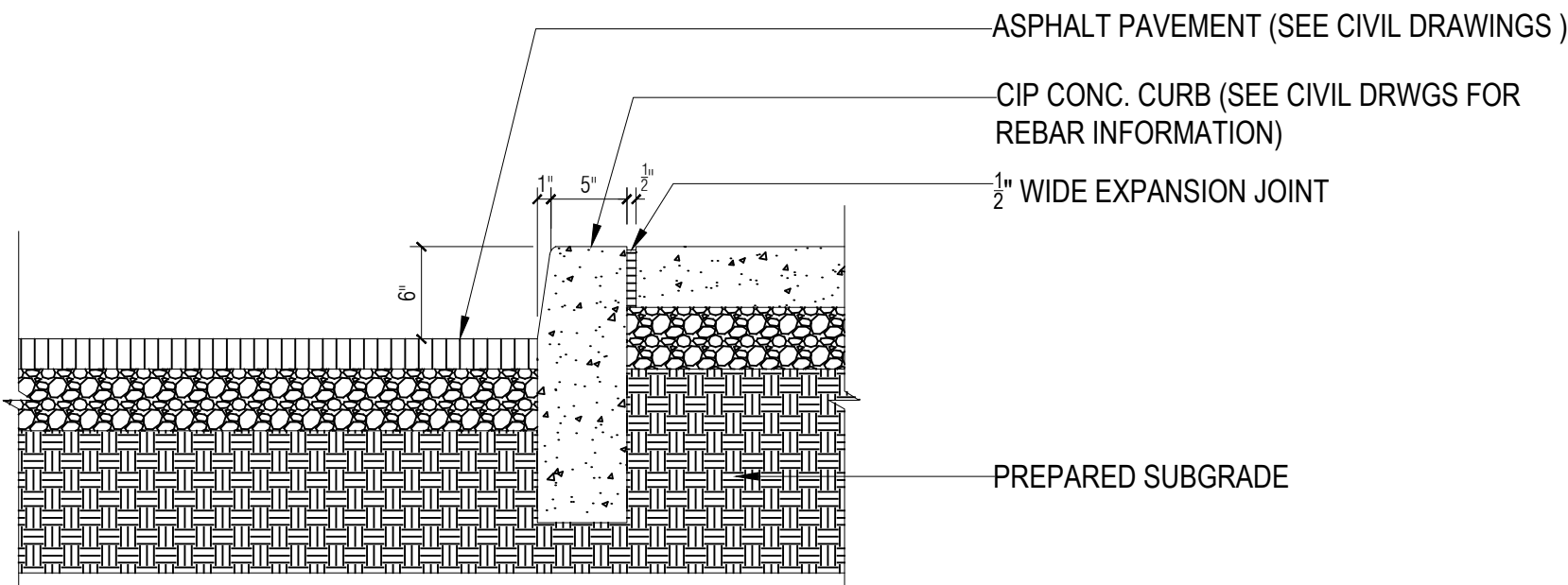
Description

AMENITY LEVEL PLANTING

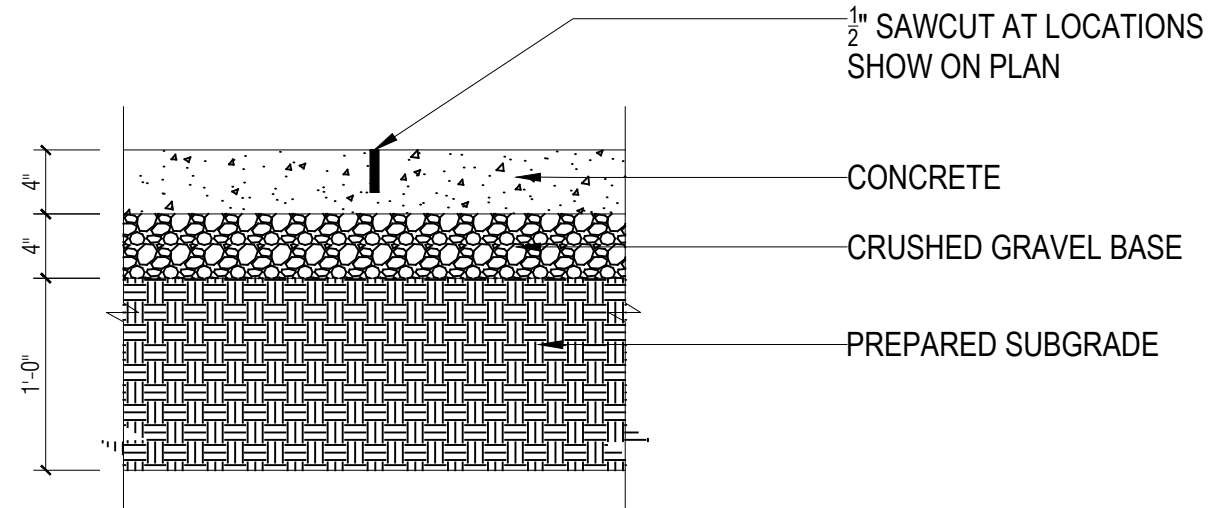
Scale

1/16" = 1'-0"

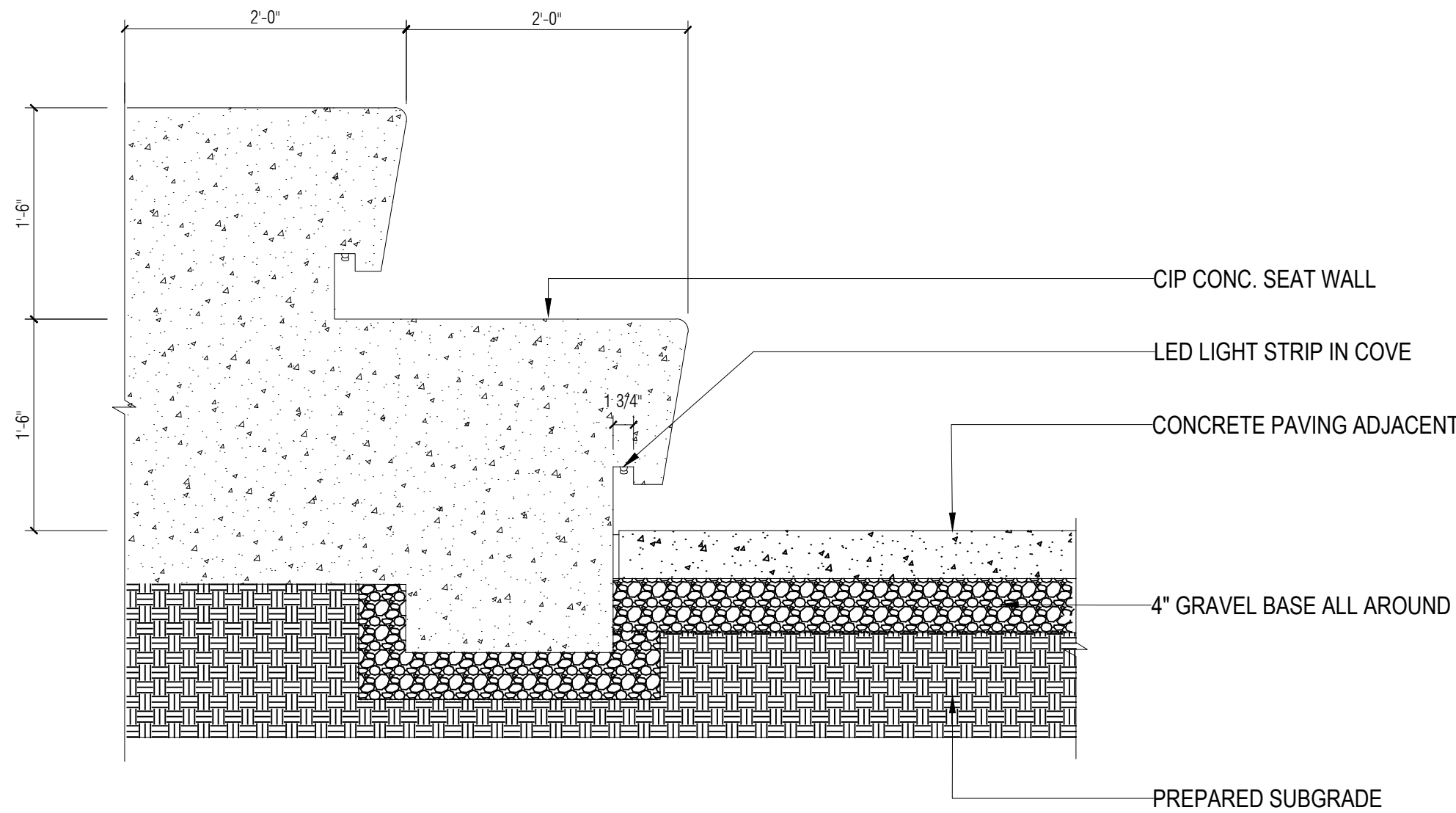
L4.03



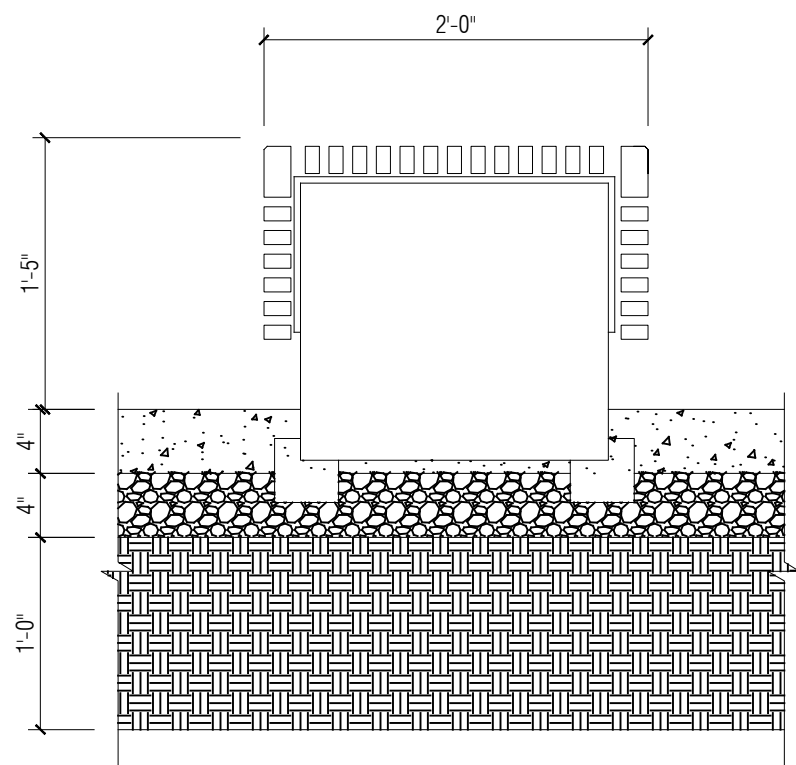
1 CONC. CURB AT ASPHALT
L5.01 SCALE: 1"=1'-0"



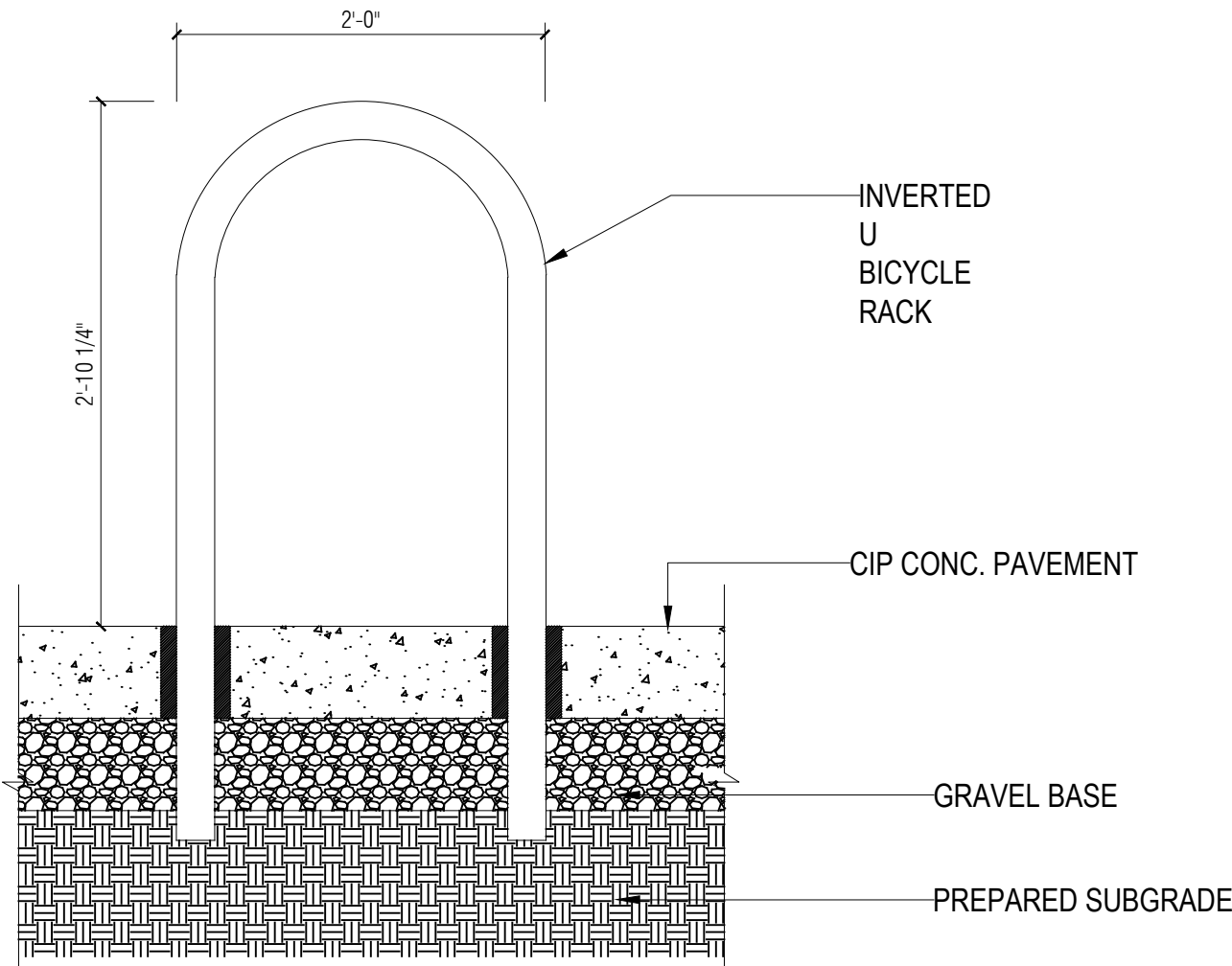
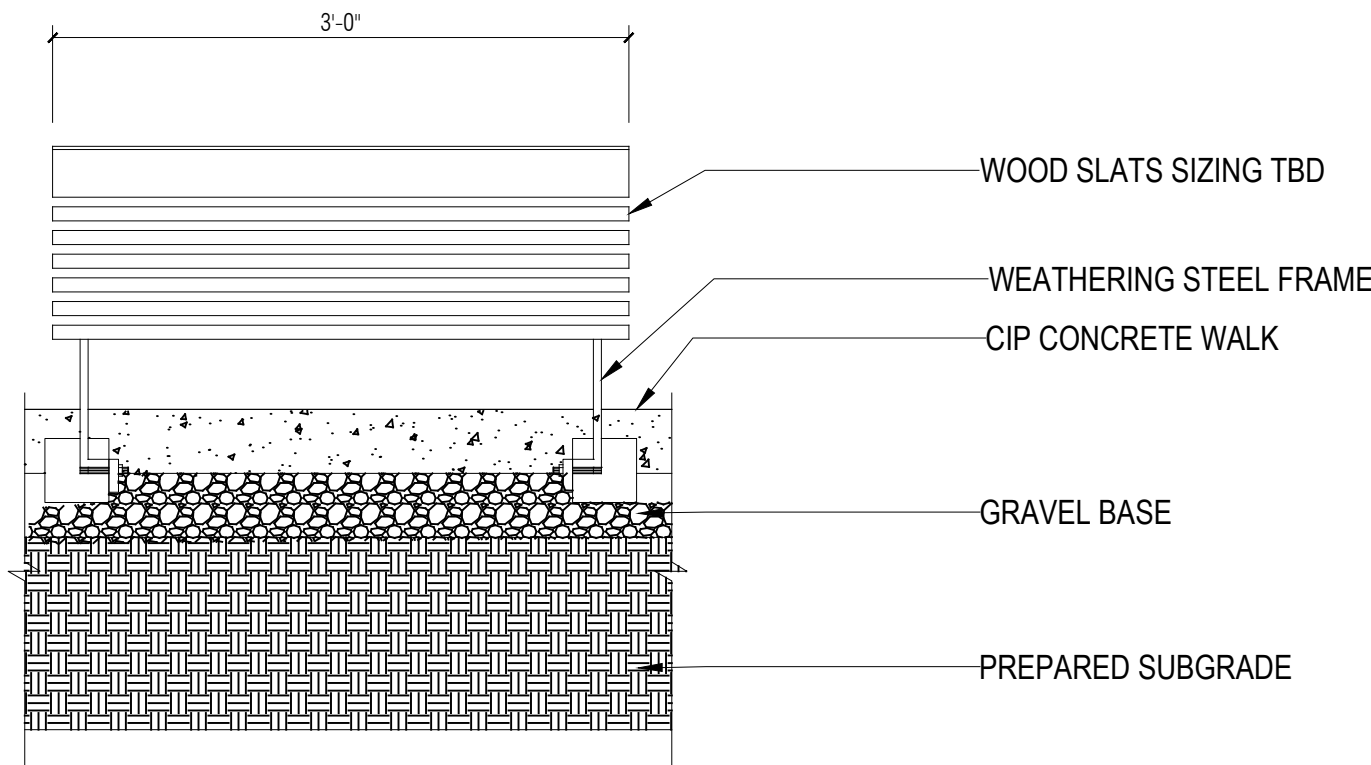
2 CONC. PAVING 4" THICK
L5.01 SCALE: 1"=1'-0"



4 CIP SEATWALL AT PAVING
L5.01 SCALE: 1"=1'-0"



5 STREET BENCH DETAIL
L5.01 SCALE: 1"=1'-0"



6 TYP. BIKE RACK SECTIONS
L5.01 SCALE: 1"=1'-0"

Date	Description
8 10/22/2021	ENTITLEMENT SET RESUBMITTAL

Seal / Signature

NOT FOR
CONSTRUCTION

Project Name

401 S Hewitt

Project Number

05.1291.000

Description

DETAILS

Scale

REFER TO DETAIL FOR SCALE

L5.01

Gensler

500 South Figueroa Street
Los Angeles, California 90071
United States

Tel 213.327.3600
Fax 213.327.3601

WALTER P MOORE



707 Wilshire Blvd., Suite 2100
Los Angeles, CA 90017
Tel 213.292.6500
Fax 213.292.6600

277 S. Lake Street
Burbank, CA 91502
Tel 818.508.6300
Fax 818.508.7050

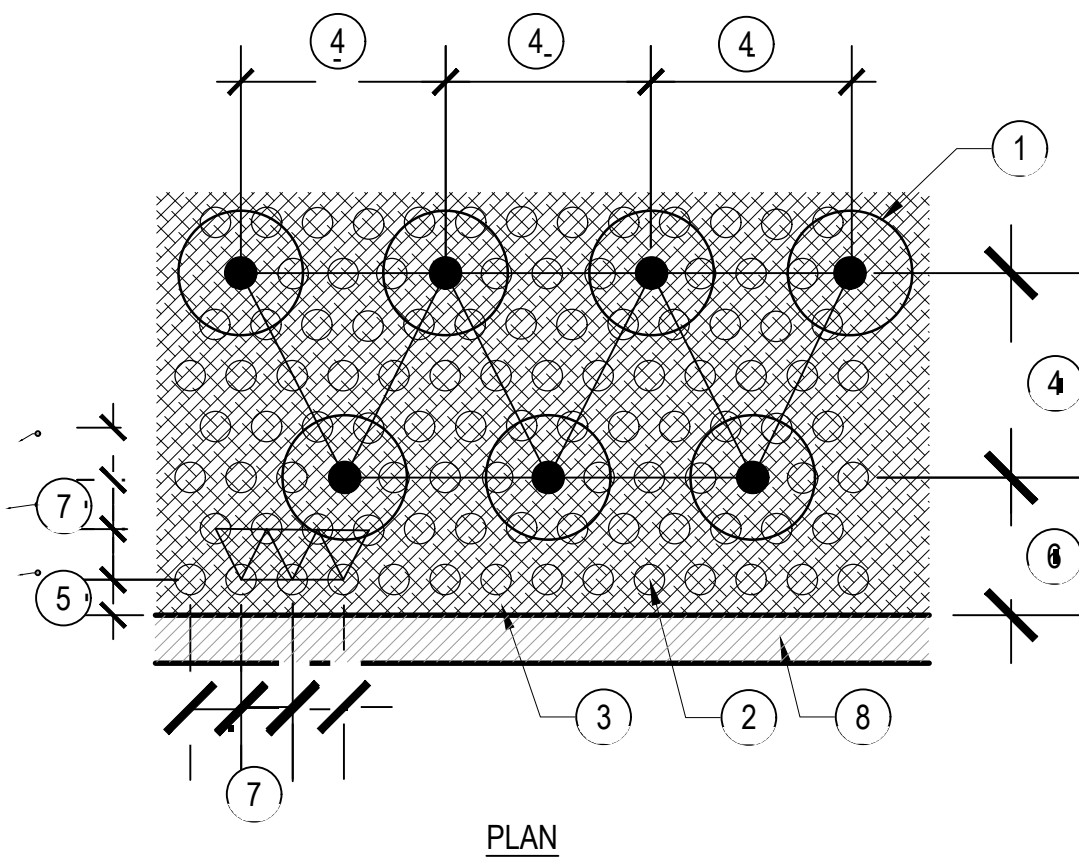


555 Flower St., Suite 4300
Los Angeles, CA 90071
Tel 213.223.1400



423 Gin Lin Way
Los Angeles, CA 90012
Tel 213.234.0057

△ Date	Description
8 10/22/2021	ENTITLEMENT SET RESUBMITTAL



LEGEND

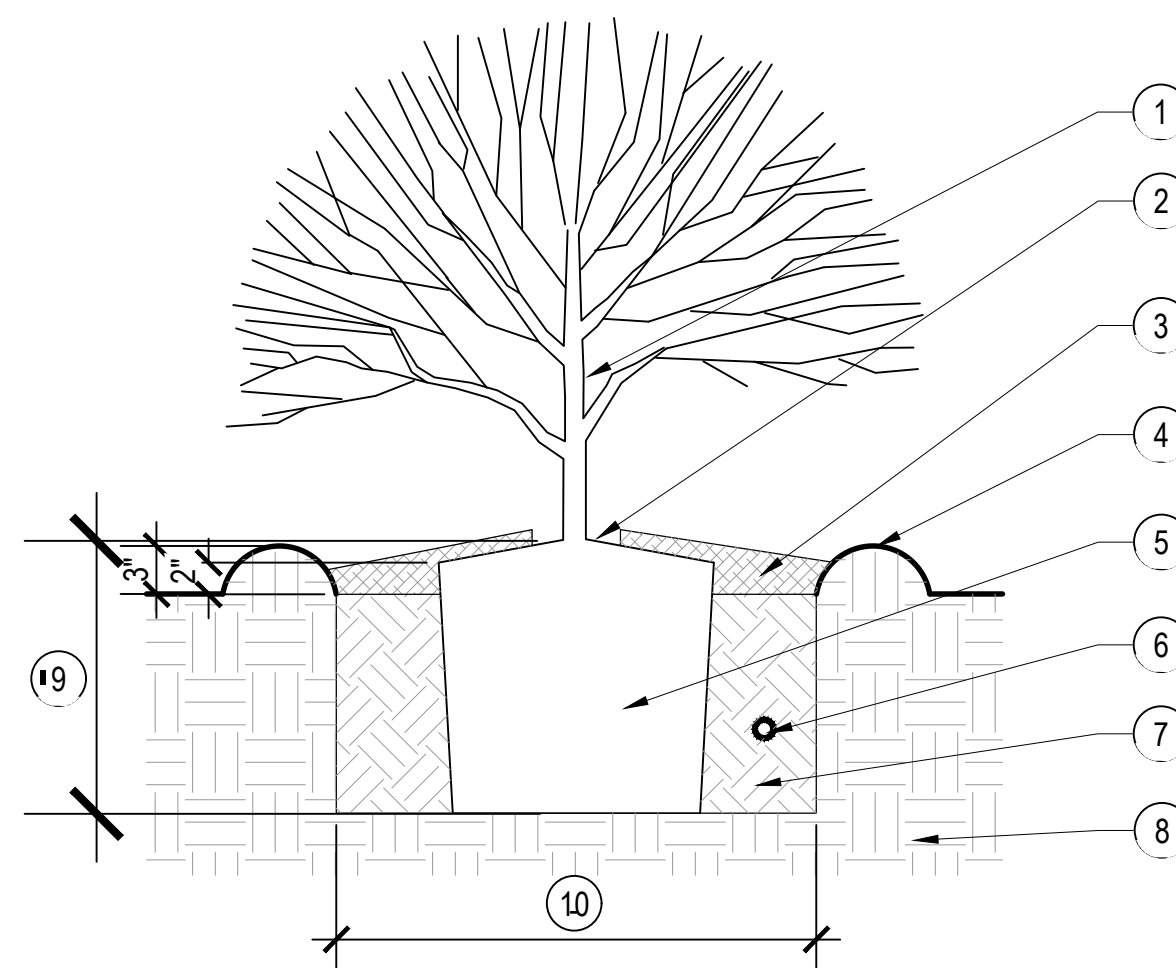
1. SHRUB-TRIANGULATED ROWS.
2. GROUNDCOVER-TRIANGULATED ROWS.
3. MULCH.
4. O.C. SPACING FROM PLANT LEG.
5. 1/2 SPECIFIED SPACING DISTANCE FROM PLANT LEGEND .
6. 3/4 SPECIFIED SPACING DISTANCE FROM PLANT LEGEND.
7. SPACE G.C. PER PLANT LEGEND
8. HARDSCAPE ELEMENT-CURB, SIDEWALK, WALL, ETC.

NOTES

1. SPACE SHRUB AND GROUNDCOVER PER PLANT LEGEND.

1 SHRUB AND GROUNDCOVER SPACING

SCALE: 1"=1'-0"



LEGEND

1. SHRUB.
2. HOLD MULCH BACK FROM CROWN OF PLANT.
3. MULCH 3" DEPTH.
4. WATER BASIN: 3" HT.
5. ROOTBALL: TOP 2" ABOVE FINISHED GRADE.
6. FERTILIZER TABLET
7. AMENDED BACKFILL REFER TO AGRONOMY REPORT.
8. SITE SOIL.
9. ROOTBALL DEPTH
10. 2X ROOTBALL WIDTH.

3 SHRUB PLANTING

SCALE: 1"=1'-0"

LEGEND

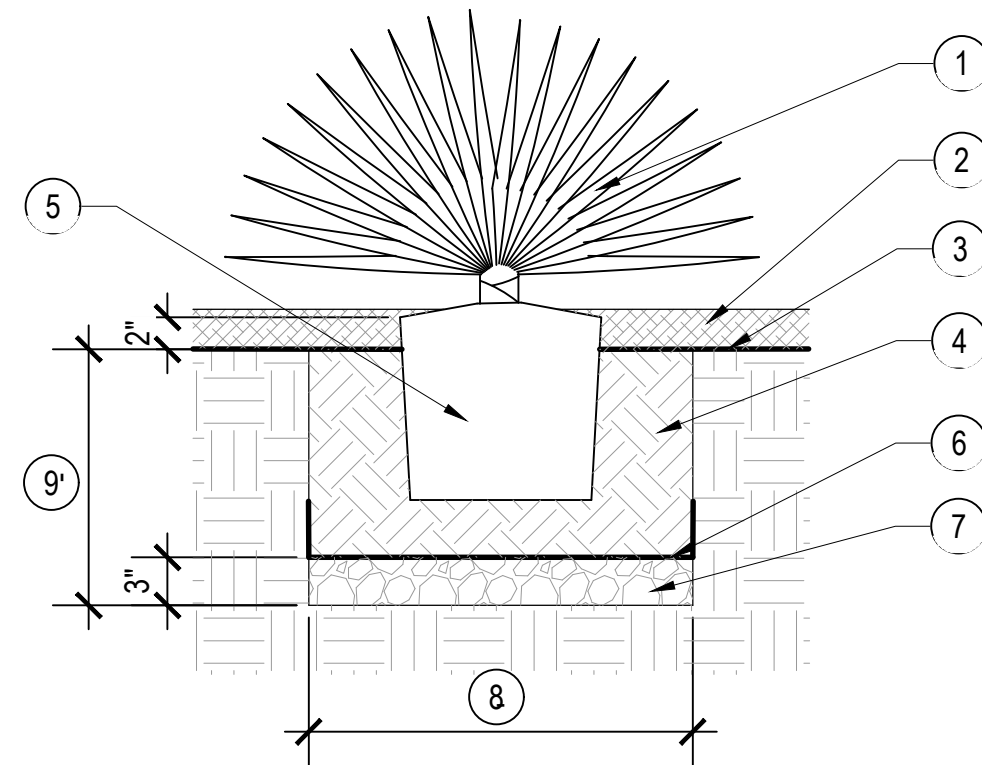
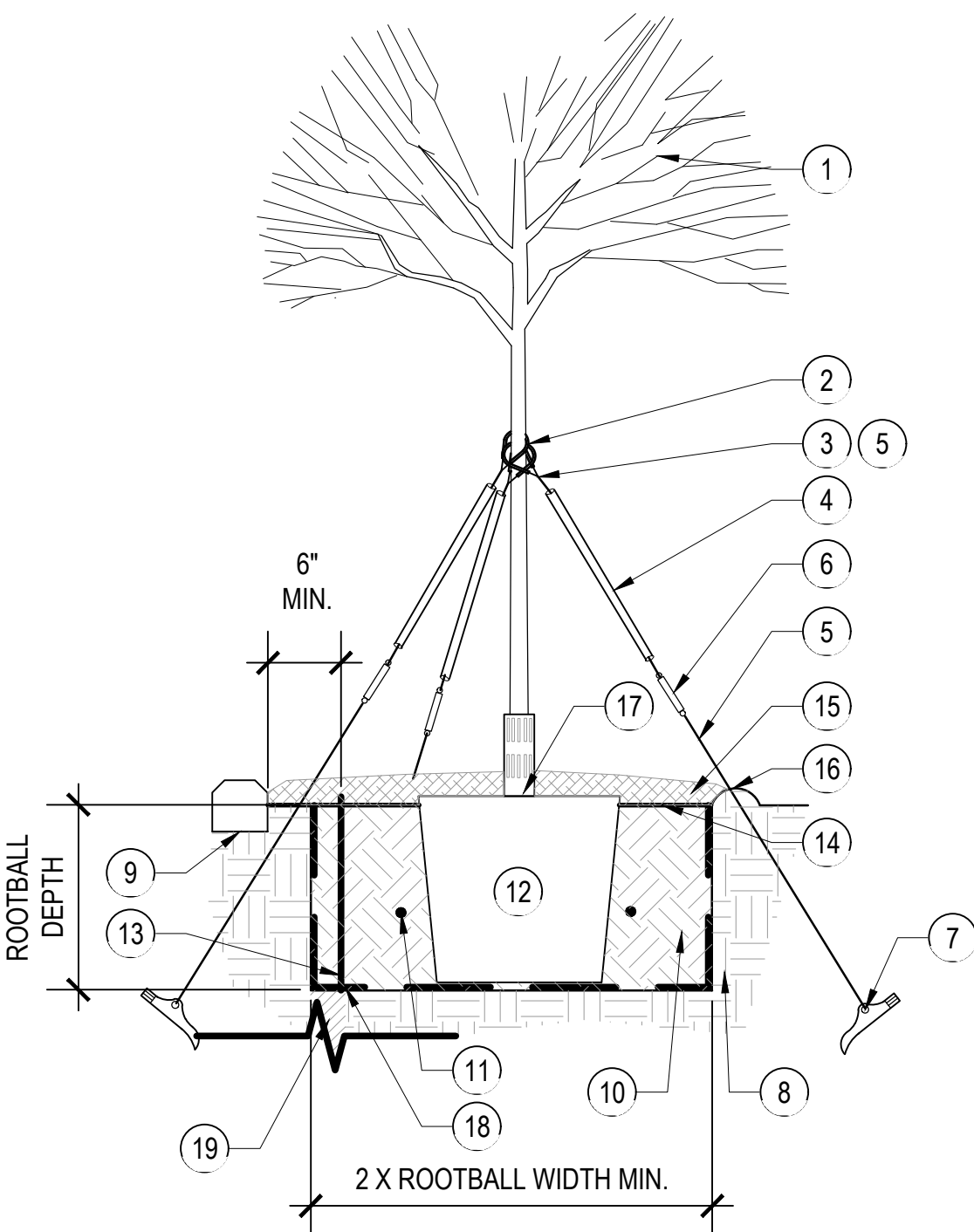
1. TREE.
2. 21" LONG PVC TUBING (COVERING CABLE).
3. (2) 1/8" CABLE CLAMPS.
4. 1/2" DIAMETER WHITE PLASTIC TUBING.
5. 1/8" GALVANIZED AIRCRAFT CABLE.
6. 3/8" X 3" ZINC-PLATED TURNBUCKLE.
7. 'DUCKBILL' EARTH ANCHOR.
8. SITE SOIL.
9. EDGE OF LANDSCAPE AREA. CONCRETE CURB OR MOW CURB.
10. AMENDED BACKFILL PER AGRONOMIC SOILS REPORT.
11. FERTILIZER TABLET. SEE SPECIFICATIONS.
12. ROOTBALL: SET TOP OF ROOTBALL 2" ABOVE FINISH GRADE.
13. LINEAR ROOT CONTROL BARRIER. INSTALL PER MANUFACTURER'S RECOMMENDATIONS.
14. FINISH GRADE.
15. 3" MULCH. SEE SPECIFICATIONS.
16. 3" HIGH WATER BASIN. REMOVE AT END OF MAINTENANCE PERIOD.
17. TREE TRUNK PROTECTOR (ON TREES IN TURF).
18. FILTER FABRIC ABOVE SUMP.
19. 12" DIA. X 6' DEEP SAND FILLED SUMP.

NOTES

1. MINIMUM OF 3 GUYS PER TREE. AGENCY / OWNER REPRESENTATIVE MAY REQUIRE MORE DEPENDING ON SITUATION.

10 TREE GUYING WITH ANCHORS - ON GRADE

SCALE: NTS



LEGEND

1. SUCCULENT.
2. 3" LAYER OF MULCH.
3. FINISH GRADE.
4. AMENDED BACKFILL. REFER TO AGRONOMY SOILS REPORT.
5. ROOTBALL: 2" ABOVE FINISHED GRADE
6. FILTER FABRIC.
7. 3" LAYER CRUSHED ROCK
8. 2X ROOTBALL WIDTH
9. 1.5 X ROOTBALL DEPTH.

2 SUCCULENT SHRUB PLANTING

SCALE: 1"=1'-0"

Seal / Signature

NOT FOR
CONSTRUCTION

Project Name

401 S Hewitt

Project Number

05.1291.000

Description

DETAILS

Scale

REFER TO DETAIL FOR SCALE

L5.02

ZIMAS

Search

Reports

Resources

News!

Help

414 S COLYTON ST

Font: A A A	+/-	
----------------	-----	--

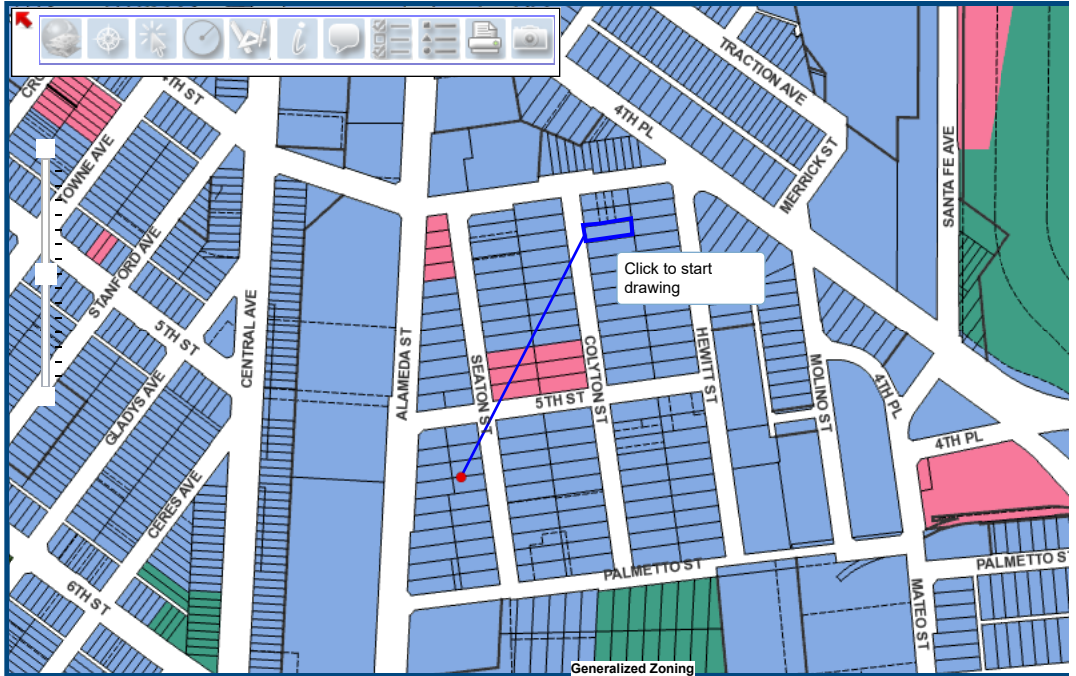
Address/Legal

Site Address	414 S COLYTON ST
ZIP Code	90013
PIN Number	127-5A215 264
Lot/Parcel Area (Calculated)	7 500.1 (sq ft)
Thomas Brothers Grid	PAGE 634 - GRID G5
Thomas Brothers Grid	PAGE 634 - GRID H5
Assessor Parcel No. (APN)	5163022005
Tract	F. P. HOWARD AND CO'S SUBDIVISION OF THE BLISS TRACT
Map Reference	M R 12-42
Block	E
Lot	5
Arb (Lot Cut Reference)	None
Map Sheet	127-5A215

 Measure Tool

Length in:
Feet: 851.602
Miles: 0.161

Coastal Zone	None
Farmland	Area Not Mapped
Urban Agriculture Incentive Zone	<u>YES</u>
Very High Fire Hazard Severity Zone	No
Fire District No. 1	No
Flood Zone	<u>Outside Flood Zone</u>



Attend workshops on the 2022 Mills Act Assessment Report

READ MORE +

([HTTPS://PLANNING.LACITY.ORG/PRESERVATION-
DESIGN/HISTORIC-RESOURCES/INCENTIVES-
RESOURCES/MILLS-ACT#PROGRAM-ASSESSMENT](https://planning.lacity.org/preservation-design/historic-resources/incentives-resources/mills-act#program-assessment))



Latest News (</resources/latest-news>)



CASE SEARCH

/search/search-by-category)"/>



ZONING SEARCH

Street Number

Street Name

Property Information (ZIMAS)



GET INVOLVED

Events Calendar (</about/calendar>)

Public Hearings (</about/commissions-boards-hearings#hearings>)

Community Plan Updates (</plans-policies/community-plan-updates>)



(</plans-policies/community-plan-updates>)

COMMUNITY PLAN UPDATES (/PLANS-POLICIES/COMMUNITY-PLAN-UPDATES)

*Get the
latest information*



(/plans-policies/proposed-land-use-regulations)

PROPOSED LAND USE REGULATIONS (/PLANS-POLICIES/PROPOSED-LAND-USE- REGULATIONS)

*Review draft
land use policies*



(/development-services/development-services)

DEVELOPMENT SERVICES (/DEVELOPMENT-SERVICES/DEVELOPMENT-SERVICES)

*Obtain technical guidance
and assistance*



(<https://appointments.lacity.org/apptsys/Public/Account>)

APPOINTMENTS ([HTTPS://APPOINTMENTS.LACITY.ORG/APPTSYS/PUBLIC/ACCOUNT](https://appointments.lacity.org/apptsys/Public/Account))

*Consult with
public counter staff*



(/development-services/preliminary-application-review-program)

HOUSING CRISIS ACT IMPLEMENTATION (/DEVELOPMENT-SERVICES/PRELIMINARY- APPLICATION-REVIEW-PROGRAM)

*Consult with
the PARP Unit*



(/preservation-design/historic-landmark-programs)

HISTORIC RESOURCES (/PRESERVATION-DESIGN/HISTORIC-LANDMARK- PROGRAMS)

*Identify local
historic sites*



(/development-services/urban-design/program-overview)

URBAN DESIGN STUDIO (/DEVELOPMENT-SERVICES/URBAN-DESIGN/PROGRAM- OVERVIEW)

*Access citywide
design guidelines*



(/plans-policies/initiatives-policies/home-sharing)

HOME-SHARING (/PLANS-POLICIES/INITIATIVES-POLICIES/HOME-SHARING)

*Learn more about
the new rules for Airbnb-type rentals*

City of LA Profile

3.9 million +
Residents

1.8 million +
Jobs in LA

200 +
Languages Spoken

stay
CONNECTED



(<https://www.facebook.com/PlanningLA/>)



(<https://www.instagram.com/PlanningLA/>)



(<https://twitter.com/PlanningLA/>)



(<https://www.linkedin.com/company/los-angeles-city-planning/>)



(<https://www.youtube.com/channel/UCa2PmR0A2i>)

E-Newsletter Subscription

SUBSCRIBE

([https://visitor.r20.constantcontact.com/manage/optin?](https://visitor.r20.constantcontact.com/manage/optin?v=001ZFTc8ReLSuE8L-f9q6EPn0Ra9Cyuc4Ofrx1CcrRrw92_mCaXG1K3CdpPQh2HQ-zJmeZ7zFPiOisREEZcUhWw_TVUcihatHgl5e6on3Ee3UwS4J_kZpjaI0L2USDyvXDG)

[v=001ZFTc8ReLSuE8L-](https://visitor.r20.constantcontact.com/manage/optin?v=001ZFTc8ReLSuE8L-f9q6EPn0Ra9Cyuc4Ofrx1CcrRrw92_mCaXG1K3CdpPQh2HQ-zJmeZ7zFPiOisREEZcUhWw_TVUcihatHgl5e6on3Ee3UwS4J_kZpjaI0L2USDyvXDG)

[f9q6EPn0Ra9Cyuc4Ofrx1CcrRrw92_mCaXG1K3CdpPQh2HQ-](https://visitor.r20.constantcontact.com/manage/optin?v=001ZFTc8ReLSuE8L-f9q6EPn0Ra9Cyuc4Ofrx1CcrRrw92_mCaXG1K3CdpPQh2HQ-zJmeZ7zFPiOisREEZcUhWw_TVUcihatHgl5e6on3Ee3UwS4J_kZpjaI0L2USDyvXDG)

[zJmeZ7zFPiOisREEZcUhWw_TVUcihatHgl5e6on3Ee3UwS4J_kZpjaI0L2USDyvXDG](https://visitor.r20.constantcontact.com/manage/optin?v=001ZFTc8ReLSuE8L-f9q6EPn0Ra9Cyuc4Ofrx1CcrRrw92_mCaXG1K3CdpPQh2HQ-zJmeZ7zFPiOisREEZcUhWw_TVUcihatHgl5e6on3Ee3UwS4J_kZpjaI0L2USDyvXDG)

MyLA311: Request City Services (<https://myla311.lacity.org>) | Privacy Policy (</additional/privacy-policy>) |

Disclaimer (</additional/disclaimer>)

© 2022 Los Angeles City Planning

HELPFUL LINKS

City of Los Angeles (<https://www.lacity.org>)

City Departments, Agencies, and Bureaus (<https://www.lacity.org/your-government/departments-commissions/departments-bureaus>)

2020 Census (<https://census.lacity.org/>)

Community Resource Guide (</resources/community-resource-guide>)

Site Map (</sitemap>)

CONTACT US

Locations and Hours (</contact/locations-hours>)

Appointments (<https://appointments.lacity.org/apptsys/Public/Account>)

Media Inquiries (/contact/communications)



(<https://www.facebook.com/Planning4LA/>)



(<https://www.instagram.com/planning4la/>)



(<https://twitter.com/Planning4LA>)



(<https://www.linkedin.com/company/los-angeles-department-of-city-planning/>)



(<https://www.youtube.com/channel/UChI2PmRhAzUf158o0vZjnHw/videos>)

PLANNING TOOLKIT



([https://play.google.com/store/apps/details?](https://play.google.com/store/apps/details?id=org.lacity.ladcp.planningToolkit&hl=en)

[id=org.lacity.ladcp.planningToolkit&hl=en](https://play.google.com/store/apps/details?id=org.lacity.ladcp.planningToolkit&hl=en))



(<https://itunes.apple.com/TR/app/id787467145>)

Case Summary & Documents

Case Number

Ordinance

Zoning Information

CPC Cards

ZA Cards

Case Number:

VTT-74745

Search

Approved Documents		Initial Submittal Documents	
0 Approved Documents found for Case Number: VTT-74745			
Type	Scan Date	Signed	
No Approved Documents Found			

Case Number: VTT-74745
Case Filed On: 02/06/2017
Accepted For Review On: 03/03/2017
Assigned Date: 12/07/2021
Staff Assigned: COURTNEY SHUM
Hearing Waived / Date Waived : No
Hearing Location:
Hearing Date : 12:00 AM
VTT Action:
VTT Action Date:
End of Appeal Period:
Appealed: No
BOE Reference Number: 0
Case on Hold?: Yes

Primary Address

Address	CNC	CD
405 S HEWITT ST 90013	Los Angeles Historic Cultural	14

[View All Addresses](#)

Project Description: CONSTRUCTION OF AN 11-STORY OFFICE BUILDING, 190-FEET IN HEIGHT TO INCLUDE MECHANICAL PENTHOUSE, WITH UP TO 14,906 SQUARE FEET OF GROUND FLOOR COMMERCIAL SPACE WITH 255,514 SQUARE FEET OF NEW OFFICE F

Applicant: DILIP BHAVANI [Company: LIG 900, 910 & 926 E. 4TH ST.]

Representative: EDGAR KHALATIAN [Company: MAYER BROWN LLP]

[View Related Cases](#)

Permanent Link: <https://planning.lacity.org/pdiscaseinfo/caseid/MjEyMzE10>

HELPFUL LINKS

- [City of Los Angeles](#)
- [City Departments and Bureaus](#)
- [Department of City Planning](#)
- [Zoning/Property Info \(ZIMAS\)](#)

PLANNING TOOLKIT



Case Summary & Documents

Case Number

Ordinance

Zoning Information

CPC Cards

ZA Cards

Case Number:

CPC-2017-469-GPA-VZC-HD-MCUP-SPR

Search

Approved Documents		Initial Submittal Documents	
0 Approved Documents found for Case Number: CPC-2017-469-GPA-VZC-HD-MCUP-SPR			
Type	Scan Date	Signed	
No Approved Documents Found			

Case Number: CPC-2017-469-GPA-VZC-HD-MCUP-SPR

Case Filed On: 02/06/2017

Accepted For Review On: 03/03/2017

Assigned Date: 12/10/2021

Staff Assigned: COURTNEY SHUM

Hearing Waived / Date Waived : No

Hearing Location:

Hearing Date : 12:00 AM

CPC Action:

CPC Action Date:

End of Appeal Period:

Appealed: No

BOE Reference Number: 0

Case on Hold?: No

Primary Address

Address	CNC	CD
405 S HEWITT ST 90013	Los Angeles Historic Cultural	14

[View All Addresses](#)

Project Description: CONSTRUCTION OF AN 11-STORY OFFICE BUILDING, 190-FEET IN HEIGHT TO INCLUDE MECHANICAL PENTHOUSE, WITH UP TO 14,906 SQUARE FEET OF GROUND FLOOR COMMERCIAL SPACE WITH 255,514 SQUARE FEET OF NEW OFFICE F

Applicant: DILIP BHAVANI [Company: LIG 900, 910 & 926 E. 4TH ST.]

Representative: EDGAR KHALATIAN [Company: MAYER BROWN LLP]

[View Related Cases](#)

Permanent Link: <https://planning.lacity.org/pdiscaseinfo/caseid/MjEyMzE00>

HELPFUL LINKS

- [City of Los Angeles](#)
- [City Departments and Bureaus](#)
- [Department of City Planning](#)
- [Zoning/Property Info \(ZIMAS\)](#)

PLANNING TOOLKIT



Case Summary & Documents

Case Number

Ordinance

Zoning Information

CPC Cards

ZA Cards

Case Number:

ENV-2017-470-EIR

Search

Approved Documents

Initial Submittal Documents

0 Approved Documents found for Case Number: ENV-2017-470-EIR

Type

Scan Date

Signed



Loading...

No Approved Documents Found

Case Number: ENV-2017-470-EIR

Case Filed On: 02/06/2017

Staff Assigned: COURTNEY SHUM

EIR Notice of Prep. Start Date: 09/20/2017

EIR Notice of Prep. End Date: 10/20/2017

Scoping Meeting Date: 10/17/2018

Draft EIR Notice of Completion Date:

Draft EIR Circulation Start Date:

Draft EIR Circulation End Date:

Final EIR Distribution Date:

Termination Date:

End of Appeal Period:

Appealed: No

Case on Hold?: No

Primary Address

Address	CNC	CD
405 S HEWITT ST 90013	Los Angeles Historic Cultural	14

[View All Addresses](#)

Project Description: CONSTRUCTION OF AN 11-STORY OFFICE BUILDING, 190-FEET IN HEIGHT TO INCLUDE MECHANICAL PENTHOUSE, WITH UP TO 14,906 SQUARE FEET OF GROUND FLOOR COMMERCIAL SPACE WITH 255,514 SQUARE FEET OF NEW OFFICE F

Applicant: DILIP BHAVANI [Company: LIG 900, 910 & 926 E. 4TH ST.]

Representative: EDGAR KHALATIAN [Company: MAYER BROWN LLP]

[View Related Cases](#)

Permanent Link: <https://planning.lacity.org/pdiscaseinfo/caseid/MjEyMzE20>

311 | [City of LA](#) | [Privacy Policy](#) | [Disclaimer](#)

© 2022, City of Los Angeles Department of City Planning

HELPFUL LINKS

- [City of Los Angeles](#)
- [City Departments and Bureaus](#)
- [Department of City Planning](#)
- [Zoning/Property Info \(ZIMAS\)](#)

PLANNING TOOLKIT





Courtney Shum <courtney.shum@lacity.org>

ENV02017-470-EIR. Project name 4th and Hewitt Project

2 messages

Andrea Taylor <ataylor@icloud.com>
To: courtney.shum@lacity.org

Wed, May 25, 2022 at 6:02 PM

Good Afternoon.

I'm writing to you about the 4th and Hewitt Project.

I got a notice of Completion and Availability in the mail today and when I read it, I was sickened to see that there's a plan for an 18 story fairly useless building a half block from my building (Barker Block/ [510 Hewitt Street](#)).

The case number is ENV-2017-470-EIR and the state clearinghouse number is 2017091054. The project

applicant is LIG-900, 910 and 926 [East 4th Street.](#), [405-411 South Hewitt St](#) LLC.

I'm truly wondering if you've visited the Arts District and noticed that there are no other 18 story high rises on this block or in the surrounding area.

This is an area of low rise buildings. It's a quiet area of older warehouses that have been restored to look as they were when built and now people live and work in them. There are some new buildings, but they tried to fit in and none are 18 stories high.

Also, to build an office building in 2022 is just asking to build an empty building, isn't it? There are so many retail stores for rent in this area it seems insane to ok a gigantic complex that will be difficult at best to fill when it's got 17 stories of emptiness on top of it. Did someone fail a city planning course have some sort of dream that isn't reality???

I just don't see the point of blocking so much sunshine and creating environmental havoc for years to make this monster building happen. Are there guaranteed tenants? Everyone I know is reducing their amount of commercial space, not increasing it. This building seems misguided for the neighborhood.

As someone who has lived here for almost 5 years, I can tell you that there's enough construction going on with just buildings that are being rehabilitated. This project seems like greed on steroids that has a big chance of crashing and being an environmental blight.

I think you might want to rethink this one. Big time.

I would like to register a negative reaction and a terrible citizen review.

Sincerely,

Andrea Taylor

[510 South Hewitt Street. Unit 301](#)
[LA CA 90013](#)

Courtney Shum <courtney.shum@lacity.org>
To: Andrea Taylor <ataylor@icloud.com>

Thu, May 26, 2022 at 8:19 AM

Good morning, Ms. Taylor. Thank you for your comments. They will be taken into consideration as part of the City's environmental review of the project. We appreciate your input.

Courtney

[Quoted text hidden]

--



LOS ANGELES
CITY PLANNING

Courtney Shum

City Planner

Los Angeles City Planning

221 N. Figueroa St., Room 1350

Los Angeles, CA 90012

T: (213) 847-3682 | [Planning4LA.org](#)





Courtney Shum <courtney.shum@lacity.org>

4th and Hewitt Project, ENV-2017-470-EIR2 messages

Robert Janik <bobjarch@gmail.com>
To: courtney.shum@lacity.org

Thu, May 26, 2022 at 3:05 PM

Dear Courtney:

I live at [825 E. 4th Street, #107](#), Beacon Lofts west of the project on 4th Street.

Our building is an old furniture factory that was redeveloped 8-10 years ago. I am a retired architect and enjoy the ambiance of the dynamic Arts District even though it can be a bit rough and tumble at times. Obviously a neighborhood growing and transitioning.

The 4th and Hewitt project (Project) has been around since before the pandemic. I went to a public meeting in the old Architecture museum building and commented then that the project is too tall for the neighborhood. Our building is 6 stories high, which is the upper height of the context. with a few exceptions. The new Carmell project at 4th PL and Santa Fe is supposed to include a tower 32 stories. In my opinion, this is too tall. The nearby 4th and Hewitt project is 18 stories, also too tall adjacent to the LA River.

I don't understand the need for office buildings after the pandemic. This will add traffic during the rush hours in and out of the neighborhood. There are three literally empty new office buildings in the neighborhood. I would be supportive of the project if it was housing because of the need.

The flyer speaks to the 7 levels or vehicular parking however no total space count. This does nothing for climate change. There is a space count for extensive bicycle parking. My concern is that the base of the tower up to floor six is going to either be opaque or a visible open parking structure. I realize Ground floor will be more transparent.

The ground level landscape courtyard is a nice amenity, however I am concerned it will be private for the restaurant and likely fenced. Everything in this neighborhood is fenced or gated because of street theft and graffiti.

In closing I am for improvements to my neighborhood, however do we need another tall empty office building with a giant garage? I think not.

Sincerely,
Robert Janik
[825 E 4th Street #107](#)
[Los Angeles, CA 90013](#)

--

Robert Janik AIA, LEED AP
ARCHITECT

M: 503 475-5787
bobjarch@gmail.com

Courtney Shum <courtney.shum@lacity.org>
To: Robert Janik <bobjarch@gmail.com>

Fri, May 27, 2022 at 9:17 AM

Good morning, Robert. Thank you for your comments. They will be taken into consideration as part of the City's environmental review of the project. We appreciate your input.

Courtney
[Quoted text hidden]

--

Courtney Shum



City Planner

Los Angeles City Planning

221 N. Figueroa St., Room 1350

Los Angeles, CA 90012

T: (213) 847-3682 | Planning4LA.org





Courtney Shum <courtney.shum@lacity.org>

Documents for the 4th and Hewitt Project : ENV-2017-470-EIR

2 messages

Joseph Suhayda <josephsuhayda@yahoo.com>
To: "courtney.shum@lacity.org" <courtney.shum@lacity.org>

Fri, May 27, 2022 at 9:25 AM

We are owners of the property located at [418 Colyton St](#) and are concerned about the effects of the construction of the project on a building located on our property. We would like to receive all of the reports pertaining to the impacts of the project. We have a few questions concerning what reports are available.

We now have a copy of the Notice of Completion and Availability of the Draft Environmental Impact Report sent to us by City Planning, and a copy of the Initial Study dated September 2017 downloaded from the City Planning website - <https://planning.lacity.org/development-services/eir/4th-and-hewitt-project>

Questions:

1. Is the Draft Environmental Impact Report referred to the Notice of Completion the same as the Initial Study report, or is it a new report?
2. Is the Draft Environmental Impact Report available on the City Planning website, because we could not find it. If not, we would like to buy a copy of the Draft EIR.
3. Is the geotechnical engineering investigation report referred to on pages B-15, B-16 and B-17 of the Initial Study Report available? If so, we would like to obtain a copy.

Thank you,

Merle and Joe Suhayda
225-252-1438

Courtney Shum <courtney.shum@lacity.org>
To: Joseph Suhayda <josephsuhayda@yahoo.com>

Fri, May 27, 2022 at 9:57 AM

Good morning, thank you for your inquiry about this project. Please see my responses to your questions in blue below.

1. Is the Draft Environmental Impact Report referred to the Notice of Completion the same as the Initial Study report, or is it a new report? [The Draft Environmental Impact Report and Initial Study are two separate documents. The Draft EIR provides a more in-depth analysis of the project's potential environmental impacts.](#)

2. Is the Draft Environmental Impact Report available on the City Planning website, because we could not find it. If not, we would like to buy a copy of the Draft EIR. [Yes, the Draft EIR is available online via the following link: https://planning.lacity.org/development-services/eir/4th-and-hewitt-project-0](#)
[Please use the dropdown menus at the bottom of the page to download the individual sections and appendices of the Draft EIR.](#)

3. Is the geotechnical engineering investigation report referred to on pages B-15, B-16 and B-17 of the Initial Study Report available? If so, we would like to obtain a copy. [This document is available as an appendix to the Draft EIR and can be viewed via this link: https://planning.lacity.org/eir/4th-and-hewitt/deir/HTML%20Files/images/DEIR_Appendices/Appendix_E1.pdf](#)

Please let me know if you have any additional questions. I am out of the office the rest of the day and on Monday, but can assist you on Tuesday if needed. Have a nice weekend.

Courtney

[Quoted text hidden]

--



LOS ANGELES
CITY PLANNING

Courtney Shum

City Planner

Los Angeles City Planning

221 N. Figueroa St., Room 1350

Los Angeles, CA 90012

T: (213) 847-3682 | Planning4LA.org





Courtney Shum <courtney.shum@lacity.org>

DEIR Comments

2 messages

Merle Suhayda <suhaydajn@yahoo.com>
To: "courtney.shum@lacity.org" <courtney.shum@lacity.org>

Tue, Jul 5, 2022 at 4:48 PM

Courtney Shum, City Planner

Thank you for allowing us to submit comments concerning the Draft Environmental Impact Report for the 4th and Hewitt Project (Case No. ENV-2017-470-EIR). We are owners of the property located at [418 Colyton St](#) which is immediately adjacent to the project site and contains an office/studio building. The DEIR indicates that the project could result in "significant and unavoidable impacts" to our building in the form of building damage. This is of course of great concern to us. Nor does the DEIR or its appendices present reasoned, empirically-based data regarding the degree of tolerable vibration for our existing building, or that the proposed mitigation measures will be adequate to protect our building (which so far as I am aware has not been the subject of any assessment by a qualified structural engineer) from damage.

To deal with this uncertainty of outcome, the DEIR assumes that material risk to adjoining landowners is outweighed by perceived benefits of infill development. This assumption is especially questionable when the proposed project is as large as this one is, and so close to many existing structures.

The project proponent should be required to undertake more intensive studies of the effect of the project on the structural integrity of the surrounding buildings, including ours, and reasoned conclusions should be drawn therefrom regarding the consequences of the project on surrounding buildings, before any final EIR is considered for approved.

Thank you for considering these comments.

Merle R. Suhayda
Trustee
Dinerstein Family Disclaimer B Trust
225-252-2658

Courtney Shum <courtney.shum@lacity.org>
To: Merle Suhayda <suhaydajn@yahoo.com>

Thu, Jul 7, 2022 at 9:28 AM

Hello, thank you for your comments.

Courtney
[Quoted text hidden]



Courtney Shum
Senior City Planner
Los Angeles City Planning
221 N. Figueroa St., Room 1350
Los Angeles, CA 90012
T: (213) 847-3682 | Planning4LA.org




CITY OF LOS ANGELES
INTER-DEPARTMENTAL CORRESPONDENCE

DATE: July 19, 2022

TO: Vincent P. Bertoni, Director of Planning
Department of City Planning

Attn: Courtney Shum, City Planner
Department of City Planning

FROM: Rowena Lau, Division Manager 
Wastewater Engineering Services Division
LA Sanitation and Environment

**SUBJECT: 4TH AND HEWITT PROJECT - NOTICE OF COMPLETION AND
AVAILABILITY OF DRAFT ENVIRONMENTAL IMPACT REPORT**

This is in response to your May 26, 2022 Notice of Completion and Availability of Draft Environmental Impact Report for the proposed mixed-use project located at 900-904, 906-910, and 926 E. 4th Street; 406, 408, and 414 Colyton Street; 405, 407, 411, 417, and 423 South Hewitt Street, Los Angeles, CA 90013. LA Sanitation, Wastewater Engineering Services Division has received and logged the notification. Upon review, it has been determined the project is in the final stages of the California Environmental Quality Act review process and requires no additional hydraulic analysis. Please notify our office in the instance that additional environmental review is necessary for this project.

If you have any questions, please call Christopher DeMonbrun at (323) 342-1567 or email at chris.demonbrun@lacity.org

RL/CD: sa

c: Julie Allen, LASAN
Michael Scaduto, LASAN
Christine Sotelo, LASAN
Christopher DeMonbrun, LASAN